



# SAN DIEGO STATE BASEBALL

Media Relations Contact: Jim Solien | jsolien@sdsu.edu | O: 619-594-2576 | C: 619-341-9082 | www.GoAztecs.com | @GoAztecs

**SIX-TIME MOUNTAIN WEST TOURNAMENT CHAMPIONS 2000, 2013, 2014, 2015, 2017, 2018**

## 2026 SCHEDULE

2026 Record: 13-13; Mountain West 2-1  
(Home: 9-5; Away: 3-7; Neutral 1-1)

Day/Date	Opponent	Time/Result
Friday, Feb. 13	LIU	W, 12-11
Saturday, Feb. 14	LIU	W, 12-5
Sunday, Feb. 15	LIU	W, 6-5
Tuesday, Feb. 17	at UC Irvine	L, 2-5
Friday, Feb. 20	Brigham Young^	W, 3-0
Saturday, Feb. 21	Utah^	L, 0-7
Sunday, Feb. 22	San Diego^	L, 4-15
Tuesday, Feb. 24	at No. 1/1 UCLA	W, 4-3
Friday, Feb. 27	at Washington	W, 9-4
Saturday, Feb. 28	at Washington	W, 3-2
Sunday, March 1	at Washington	L, 2-11
Monday, March 2	at Washington	L, 1-4
Wednesday, March 4	Long Beach State	W, 13-10
Friday, March 6	Saint Mary's	W, 3-2
Saturday, March 7	Saint Mary's	L, 9-12
Sunday, March 8	Saint Mary's	L, 3-6
Tuesday, March 10	at Cal State Fullerton	L, 2-3
Friday, March 13	Washington State*	W, 14-4 (8)
Saturday, March 14	Washington State*	L, 2-7
Sunday, March 15	Washington State*	W, 15-10
Tuesday, March 17	at No. 13/13 USC	L, 4-7
Friday, March 20	at San José State	L, 2-3 (11)
Saturday, March 21	vs. UConn	W, 6-4
Saturday, March 21	at San José State	L, 8-9 (10)
Sunday, March 22	vs. UConn	L, 5-7
Tuesday, March 24	UC Irvine	W, 8-4
Friday, March 27	at Grand Canyon*	6 p.m. MT
Saturday, March 28	at Grand Canyon*	2 p.m. MT
Sunday, March 29	at Grand Canyon*	Noon MT
Monday, March 30	at No. 18/22 Arizona State	6:30 p.m. MT
Thursday, April 2	Air Force*	6 p.m. PT
Friday, April 3	Air Force*	2 p.m. PT
Saturday, April 4	Air Force*	1 p.m. PT
Tuesday, April 7	UC Riverside	6 p.m. PT
Friday, April 10	at New Mexico*	6 p.m. MT
Saturday, April 11	at New Mexico*	2 p.m. MT
Sunday, April 12	at New Mexico*	Noon MT
Tuesday, April 14	UC San Diego	6 p.m. PT
Wednesday, April 15	at Long Beach State	6 p.m. PT
Monday, April 20	Seattle	11 a.m. PT
Tuesday, April 21	at CSUN	6 p.m. PT
Friday, April 24	at Fresno State*	6 p.m. PT
Saturday, April 25	at Fresno State*	3 p.m. PT
Sunday, April 26	at Fresno State*	1 p.m. PT
Tuesday, April 28	Cal State Fullerton	6 p.m. PT
Friday, May 1	Nevada*	6 p.m. PT
Saturday, May 2	Nevada*	5 p.m. PT
Sunday, May 3	Nevada*	1 p.m. PT
Tuesday, May 5	at UC San Diego	6 p.m. PT
Friday, May 8	San José State*	6 p.m. PT
Saturday, May 9	San José State*	5 p.m. PT
Sunday, May 10	San José State*	1 p.m. PT
Thursday, May 14	at UNLV*	6 p.m. PT
Friday, May 15	at UNLV*	6 p.m. PT
Saturday, May 16	at UNLV*	Noon PT
Wed.-Sat. May 20-23	Mountain West Tournament (Mesa, Ariz.)	

^ - Tony Gwynn Legacy (San Diego, Calif.)  
\* - Mountain West game

## Game Week Preview

### San Diego State (13-13, 2-1 MW) at Grand Canyon (8-18, 0-3 MW)

Friday, March 27 | 6 p.m. PDT | Brazell Field  
Coverage: Live Stats | MW Network  
SDSU: Rohan Lettow, RHP (3-0, 2.97 ERA, 44 Ks)  
GCU: JT Guerrero, RHP (1-3, 4.60 ERA, 23 Ks)

Sunday, March 29 | Noon PDT | Brazell Field  
Coverage: Live Stats | MW Network  
SDSU: Alec Belardes, RHP (1-3, 7.67 ERA, 32 Ks)  
GCU: TBA

Saturday, March 28 | 2 p.m. PDT | Brazell Field  
Coverage: Live Stats | MW Network  
SDSU: Drew Talavs, RHP (2-2, 5.34 ERA, 37 Ks)  
GCU: Garrett Ahern, RHP (1-3, 4.82 ERA, 29 Ks)



SDSU	2026 Statistical Comparison	GCU
.274	Batting Average	.239
.363	On Base Percentage	.339
.405	Slugging Percentage	.375
5.59	Earned Run Average	6.44
2.44	Strikeout/Walk Ratio	1.89
.255	Opponent Batting Average	.315
.977	Fielding Percentage	.970

**All-Time Series Record: San Diego State leads, 13-8**

### WHAT'S ON TAP FOR AZTEC BASEBALL

- > San Diego State embarks on another road trip this weekend when it travels to the desert to face Grand Canyon in a Mountain West series, March 27-29, on the diamond of Brazell Field at GCU Ballpark in Phoenix, Arizona.
- > Friday's opener against the Lopes is scheduled to begin at 6 p.m. PDT, while Saturday's showdown is slated for a 2 p.m. start, followed by Sunday's finale at noon.
- > Along with live stats, the entire GCU series will air live on the Mountain West Network, with links to both platforms available on GoAztecs.com. Fans can also catch the action on their TVs or smartphones by downloading the MW app.
- > This weekend's series marks the lone regular-season meeting between the Aztecs and Lopes.

### SETTING THE SCENE

- > San Diego State jumps back into conference play this weekend after posting an 8-4 home victory over UC Irvine on March 24. With the result, the Aztecs snapped a seven-game slide vs. the Anteaters.
- > Zane Kelly was the hitting star for SDSU in that contest, tying his career-high with four RBIs. The junior right fielder belted a two-run homer in the second inning to put the Aztecs in front for good at 4-2 before ripping a key two-run double in the sixth that extended the Scarlet and Black's lead to 7-2.
- > Entering the weekend, the San Diego State pitching staff leads the Mountain West in several categories, including ERA (5.59), strikeouts (257) and opposing batting average (.255).
- > Since March 17, a span of six games, Jake Jackson (.400/.484/.600) and Zach Justice (.400/.480/.600) have posted nearly identical slash lines, with Tyce Peterson (.385/.414/.577) not far behind. Jackson and Peterson share the team lead with 10 hits in that stretch, while Justice tops the squad with seven RBIs.

### SERIES RECORD VS. GRAND CANYON

- > San Diego State owns a 13-8 lead in the all-time series against the Lopes.
- > The Aztecs sport a 7-4 record against GCU in San Diego while maintaining a 6-4 mark in Phoenix.
- > The teams split a pair of games at Tony Gwynn Stadium in their last two encounters in 2022, as SDSU rebounded with a 2-1 victory after dropping a 7-2 decision.
- > The Aztecs faced the Lopes annually from 1993-98, but the series went on hiatus for 20 years before it was revived in 2018, with the Scarlet and Black prevailing by a 5-4 count at the Tony Gwynn Legacy.

### LAST GAME STARTERS (vs. UC Irvine - March 24)

Position	Players	Avg.	AB	R	H	2B	3B	HR	RBI	BB	SO	SB-ATT
C	Zach Justice	.317	82	13	26	6	0	2	22	11	13	1-2
1B	Max Farrell	.257	101	23	26	4	2	2	13	16	22	7-8
2B	Dawson Santana	.226	84	23	19	1	1	1	17	16	12	4-5
SS	Jabin Trosky	.330	106	26	35	9	1	0	7	9	8	4-4
3B	Tyce Peterson	.320	100	20	32	12	1	3	16	12	29	2-2
LF	Adam Magpoc	.267	101	13	27	3	0	1	18	5	26	9-12
CF	Jake Jackson	.321	84	11	27	5	1	3	14	8	21	2-4
RF	Zane Kelly	.216	74	11	16	3	1	2	12	13	20	5-6
DH	Anthony Marnell IV	.288	73	9	21	4	0	2	18	6	26	0-0

Projected Rotation	ERA	W-L	G-GS-CG	Sv	IP	H	R	ER	BB	SO	B/Avg.
Fri. Rohan Lettow	2.97	3-0	6-6-0	0	33.1	28	15	11	13	44	.224
Sat. Drew Talavs	5.34	2-2	6-6-0	0	30.1	28	20	18	14	37	.241
Sun. Alec Belardes	7.67	1-3	6-5-0	0	29.1	33	25	25	14	32	.289



# Kevin VANCE

## Head Coach - First Season at San Diego State

Kevin Vance, fresh off an NCAA Men's College World Series berth as an assistant coach at the University of Arizona, was named head coach of the San Diego State baseball program, as announced on June 17, 2025 by SDSU Director of Athletics John David Wicker.

A former two-way prep star at Torrey Pines High School in San Diego, Vance arrives back home in "America's Finest City" after spending two successful seasons on the Wildcats' coaching staff in 2024 and 2025.

Vance emerged from a national search that received valuable input from all-time Aztec greats Bud Black, Stephen Strasburg and Tony Gwynn Jr.

"I'm very excited to welcome Kevin Vance to The Mesa as our seventh baseball head coach," Wicker said. "Kevin has a proven track record from his time as an All-American baseball player at the University of Connecticut followed by a coaching career that has seen him continue to find increasing success, including a trip to the College World Series this year with the University of Arizona. As a San Diego native, Kevin is very familiar with SDSU and our baseball program and is ready to lead our program back to the NCAA tournament."

"This job means the world to me," Vance said. "I'm coming back home and I'm excited to get to work and be a part of this San Diego and San Diego State community. I plan on winning and winning fast. We're going to coach the guys hard and we're going to prepare them for life. I can't wait to get over there and get to work."

During his tenure in Tucson, Vance oversaw the development of star reliever Tony Pluta, who was named the 2025 Stopper of the Year by the National Collegiate Baseball Writers Association, helping Arizona secure its 19th College World Series appearance, which is tied for eighth nationally.

Pluta also received first-team NCBWA All-America recognition after setting a single-season school record with 14 saves, which was tied for fourth in Division I. Additionally, the Wildcat staff featured Smith Bailey, a fellow right-hander who earned a spot on the Big 12 Conference all-freshman team and was invited to participate in the USA Baseball Collegiate National Team Training Camp this summer.

Not to be outdone, Vance helped direct one of the nation's greatest pitching turnarounds in his first year at Arizona, as the Wildcats lowered their team ERA from 5.97 in 2023 to 4.46 ERA in 2024, which marked the 20th-best ERA improvement in the country that season and ranked fifth best among Power 5 programs.

All three of Arizona's weekend starters—Cam Walty, Clark Candiotti and Jackson Kent—received all-Pac-12 recognition under Vance's guidance in 2024 as the rotation finished the year with a collective 3.83 ERA, which ranked 13th nationally. Walty also garnered third-team NCBWA All-America accolades after logging an 8-2 record and a team-best 3.29 ERA, while Candiotti tied for the conference lead with 103 strikeouts.

Following the 2024 campaign, four of Vance's pitchers were selected in the MLB Draft, including Walty, Candiotti, Kent and bullpen ace Anthony Susec, which marked the Wildcats' highest number of arms chosen since 2013.

Prior to accepting the Arizona position, Vance spent two seasons at Boston College where he helped the Eagles compile a program-record 37 victories in 2023, capped an NCAA regional appearance, the program's first since 2016. In addition, BC finished with its best team ERA since 2019.

Under Vance's tutelage, right-hander Chris Flynn, a Division III transfer, earned second-team all-ACC honors that season after posting a 7-3 record to go with a team-best 4.34 ERA and 84 strikeouts.

Following the 2022 campaign, three Eagle pitchers mentored under Vance—Mason Pelio, Joe Mancini and Max Gieg—were selected in the MLB Draft.

Before his move to Boston, Vance worked five years at the University of Rhode Island, the last four of which he served as pitching coach and recruiting coordinator. He was elevated into the role after one year as the Rams' volunteer assistant coach.

During Vance's stint on the Kingston campus, URI ranked among top four in the Atlantic 10 Conference in ERA in all five seasons, highlighted by a 3.65 mark in 2017 which topped the league and ranked 31st nationally. In five seasons with the Rams, Vance coached one All-American, two all-A10 selections, and three conference Pitchers of the Week.

Prior to entering the coaching ranks, Vance enjoyed a successful playing career at the collegiate and professional levels. As a two-way star at UConn, he received second-team NCBWA All-America recognition as a junior in 2011 and was a first-team ABCA All-Northeast Region honoree after collecting 13 saves, which ranks fifth in school history. A two-time all-Big East performer, Vance finished with 21 career saves, which is slotted second on the program's all-time charts.

Following his collegiate career, Vance was selected by the Chicago White Sox in the 19th round of the 2011 MLB Draft. The former pitcher played five seasons of organized baseball, reaching as high as the Triple-A level with the Reno Aces in 2015. He posted a 20-14 record during his minor league career with a 3.81 ERA, 365 strikeouts and 15 saves in 177 games.

Vance received his undergraduate degree in coaching and sport administration from Connecticut in 2012 before earning his master's degree in sports leadership from Northeastern in 2016.

A heavily decorated prep player at Torrey Pines High, Vance garnered first-team all-CIF San Diego Section accolades as a senior in 2008 and was named Palomar League Player of the Year before earning a spot on the Southern California All-Star team. That season, he led the Falcons in batting average (.452), hits (38), runs scored (35), home runs (8) and walks (23) while posting 91 strikeouts.

### KEVIN VANCE FILE

**Hometown:** San Diego, Calif.

**Education:** B.S., UConn (2012); M.S., Northeastern (2016)

#### Coaching Experience

**Head Coach:** San Diego State, 2026-

**Pitching Coach:** Arizona, 2024-25

**Asst. Coach/Recruiting Coordinator:** Boston College, 2022-23

**Asst. Coach/Recruiting Coordinator:** Rhode Island, 2018-21

**Volunteer Assistant Coach:** Rhode Island, 2017

**Undergraduate Assistant Coach:** UConn, 2012

#### Playing Experience

Team Philippines, 2016

New Britain Bees (independent Atlantic League), 2016

Long Island Ducks (independent Atlantic League), 2016

Reno Aces (Triple-A), 2015

Mobile Bay Bears (Double-A), 2015

Visalia Rawhide (Advanced-A), 2015

Birmingham Barons (Double-A), 2013-14

Winston-Salem Dash (Advanced-A), 2013-14

Kannapolis Intimidators (Single-A), 2012

Great Falls Voyagers (Rookie), 2012

Connecticut Huskies (NCAA), 2009-11

**2026 AZTEC BASEBALL NUMERICAL ROSTER**

No.	Player	Pos.	B-T	Ht.	Wt.	Yr.	Hometown / Last School
1	Dawson Santana	IF	R-R	5-6	160	Jr.	Lake Oswego, Ore. / Oregon State
2	Adam Magpoc	IF/OF	S-R	5-9	170	Sr.	Torrance, Calif. / Boston College
3	Jake Jackson	OF	R-R	6-6	215	Jr.	San Diego, Calif. / Madison HS
5	Nate Lopez	IF	R-R	5-10	185	Fr.	Reseda, Calif. / Crespi Carmelite HS
6	Marc Emmerman	IF	R-R	5-9	175	Fr.	Torrance, Calif. / Junipero Serra HS
7	Gage Adams	C	R-R	6-1	200	Sr.	Boynton Beach, Fla. / South Alabama
8	Tyce Peterson	IF	R-R	5-11	195	Sr.	Kirkland, Wash. / Oregon State
9	Drew Rutter	OF	L-L	6-1	190	Jr.	Trabuco Canyon, Calif. / Santa Margarita HS
11	Andrew Parker	RHP	R-R	5-11	220	Jr.	Santa Ana, Calif. / Santa Ana College
12	Jabin Trosky	IF	R-R	5-10	185	R-Jr.	Carmel, Calif. / Oregon State
13	Joey Monetti	C	R-R	6-0	170	Fr.	Santee, Calif. / West Hills HS
14	Kalani Jauregui	RHP	R-R	6-0	195	Fr.	Chula Vista, Calif. / Eastlake HS
17	Max Farrell	IF/OF	R-R	6-0	200	Fr.	Carlsbad, Calif. / San Marcos HS
18	Levi Jones	IF/OF	L-R	6-2	190	Jr.	Portland, Ore. / Oregon State
20	Bryce McKnight	RHP	R-R	6-1	175	Jr.	Phoenix, Ariz. / Arizona
21	Jake Frohn	RHP	R-R	6-2	205	Fr.	Huntington Beach, Calif. / Huntington Beach HS
23	Carson Johnson	RHP	R-R	6-4	205	R-So.	Chandler, Ariz. / Arizona
24	Alito McBean	LHP	R-L	6-2	225	So.	Hermosa Beach, Calif. / Mira Costa HS
25	Carson Moore	SS	R-R	6-0	170	Fr.	Cameron Park, Calif. / Del Oro HS
26	Ryan Jackson	OF	R-R	6-3	175	Fr.	San Diego, Calif. / Madison HS
27	Chris Canavan	LHP	L-L	6-6	210	Jr.	Hermosa Beach, Calif. / Mira Costa HS
29	Anthony Marnell IV	C	S-R	6-3	210	R-So.	Las Vegas, Nev. / College of Southern Nevada
30	David Ladjevic	RHP	R-R	6-3	205	R-Jr.	Anaheim, Calif. / Golden West College
31	Connor Abadie	LHP	L-L	6-0	165	R-Jr.	Apple, Valley, Calif. / Serrano HS
32	Trey Telfer	RHP	R-R	6-2	195	So.	San Diego, Calif. / Indiana
33	Connor Shaw	LHP	R-L	6-2	185	So.	San Diego, Calif. / Westview HS
34	Nick Falla	RHP	R-R	6-1	190	Jr.	Coconut Creek, Fla. / Allegheny College
35	Colton LaFave	RHP	R-R	6-2	190	Jr.	Litchfield Park, Ariz. / Central Arizona College
36	Zach Justice	C	R-R	6-0	200	R-So.	Oakland, Calif. / Oregon
38	Aidan Russell	RHP	R-R	6-0	180	Sr.	Vacaville, Calif. / Vacaville HS
39	Issac Araiza	RHP	R-R	6-5	270	Sr.	Yuma, Ariz. / Yuma Catholic HS
40	Evan Miranda	RHP	R-R	6-2	230	Jr.	Fontana, Calif. / Orange Lutheran HS
41	Alec Belardes	RHP	R-R	6-2	195	R-So.	San Jose, Calif. / Arizona State
42	Jackson Tyler	OF	R-R	5-10	180	Fr.	Simi Valley, Calif. / Chaminade College Prep
43	Rohan Lettow	RHP	R-R	6-3	190	Jr.	Chandler, Ariz. / Arizona State
44	Reeve Boyd	UTL	R-R	6-1	200	Jr.	Seattle, Wash. / Washington
45	Simon Lemke	RHP	R-R	6-1	170	Jr.	Bend, Ore. / College of Southern Nevada
46	Drew Talavs	RHP	R-R	6-2	205	Jr.	West Linn, Ore. / Oregon State
47	Garvey Rumary	LHP	L-L	6-3	195	Jr.	Yorba Linda, Calif. / El Dorado HS
48	Zane Kelly	OF	L-L	6-2	200	Jr.	Las Vegas, Nev. / Faith Lutheran HS

**Head Coach:** Kevin Vance (First season as head coach; Connecticut '12, Northeastern '16)  
**Assistant Coach:** Tyler Holt (First season, Florida State '19) (Coaches third base on game days)  
**Assistant Coach/Recruiting Coordinator:** Kevin Heiss (First season; Rhode Island '19, McDaniel '21)  
**Assistant Coach:** Blake McDonald (First season; Saint Mary's '23) (Coaches first base on game days)  
**Pitching Development Coordinator:** Jamison King  
**Director of Baseball Operations:** Matt Monk  
**Director of Baseball Fundraising & Events:** Miles Leyva

**PRONUNCIATIONS**

#9 Drew RUTTER – RUTT-er (not rooter)  
 #12 JABIN Trosky – JAY-bin  
 #14 KALANI JAUREGUI – kah-LAHN-ee HOW-regg-ee  
 #21 Jake FROHN – rhymes with cone  
 #27 Chris CANAVAN – CAN-ah-van  
 #30 David LADJEVIC – luh-JEHV-ick  
 #31 Connor ABADIE – ABB-uh-dee  
 #34 Nick FALLA – FAWL-la  
 #35 Colton LAFAVE – la-FAYV  
 #39 Issac ARAIZA – ah-RISE-ah  
 #41 Alec BELARDES – bell-ARR-dess  
 #44 ROHAN LETTOW – ROWEN LETT-oh  
 #46 Drew TALAVS – TAL-lavz  
 #47 Garvey RUMARY – rhymes with summary

**AZTECS BY POSITION**

Right-Handed Pitcher – 16  
 Left-Handed Pitcher – 5  
 Catcher – 4  
 Infield – 9  
 Outfield – 7  
 Utility – 1  
 Two-Way Position – 3

**AZTECS BY STATE**

California – 25  
 Arizona – 5  
 Oregon – 4  
 Florida – 2  
 Nevada – 2  
 Washington – 2

**AZTECS BY CLASS**

Freshmen – 9  
 Sophomores – 7  
 Juniors – 20  
 Seniors – 4

**GENERAL INFORMATION**

Location ..... San Diego, Calif.  
 Founded ..... 1897  
 Enrollment ..... 38,369  
 Nickname ..... Aztecs  
 Colors ..... Scarlet and Black (Pantone 187)  
 Conference ..... Mountain West  
 Affiliation ..... Division I  
 President ..... Dr. Adela de la Torre  
 Director of Athletics ..... John David Wicker  
 Faculty Representative ..... Dr. Frank Harris III

**BASEBALL COACHING STAFF**

Head Coach ..... Kevin Vance (UConn '12; Northeastern '16)  
 Overall Record ..... 13-13 (First year)  
 Record at SDSU ..... Same  
 Assistant Coach ..... Tyler Holt (Florida State '19)  
 Assistant Coach ..... Kevin Heiss (Rhode Island '19; McDaniel '21)  
 Assistant Coach ..... Blake McDonald (Saint Marys '23)  
 Pitching Development Coordinator ..... Jamison King  
 Baseball Office Phone ..... (619) 594-6889

**BASEBALL SUPPORT STAFF**

Director of Baseball Operations ..... Matt Monk  
 Director of Baseball Fundraising & Events ..... Miles Leyva  
 Athletic Trainer ..... Bronson Santillan  
 Strength and Conditioning ..... Adam Hall  
 Director of Baseball Social Media & Content ..... Megan Ellis

**BASEBALL FACTS**

2025 Lettermen Returning/Lost ..... 12/24  
 2025 Position Starters Returning/Lost ..... 3/4  
 Pitchers Returning/Lost ..... 7/8  
 Total Players Returning ..... 12  
 Newcomers ..... 28  
 Incoming Freshmen ..... 9  
 Division I Transfers ..... 13  
 JC Transfers ..... 6

**FACILITY**

Home Field ..... Tony Gwynn Stadium  
 Capacity ..... 3,000  
 Surface ..... Natural Grass  
 Outfield Distances ..... 336-375-410-375-339

**SDSU ATHLETIC COMMUNICATIONS**

Senior Assoc. AD Comms & Media Relations ..... Jamie McConeghy  
 Office Phone ..... (619) 594-5547  
 Baseball Contact ..... Jim Solien  
 E-Mail ..... jsolien@sdsu.edu  
 Office Phone ..... (619) 594-2576  
 Athletics Website ..... www.goaztecs.com  
 Twitter/Instagram ..... @goaztecs

2026 MOUNTAIN WEST STANDINGS (As of March 26)

Team	---Conference---			----Overall----			Strk
	W	L	Pct	W	L	Pct.	
Air Force	5	1	.833	10	12	.455	W3
Nevada	4	2	.667	14	8	.636	W1
Washington State	4	2	.667	10	13	.435	L1
<b>San Diego State</b>	<b>2</b>	<b>1</b>	<b>.667</b>	<b>13</b>	<b>13</b>	<b>.500</b>	<b>W1</b>
San José State	2	1	.667	11	13	.458	W1
New Mexico	1	2	.333	15	10	.600	L1
UNLV	0	3	.000	15	10	.600	L2
Fresno State	0	3	.000	8	14	.364	W1
Grand Canyon	0	3	.000	8	18	.308	L5

Upcoming Games in the MW

Friday, March 27

San Diego State at Grand Canyon, 6 p.m. PDT

- Air Force at Tarleton State, 6 p.m. CT
- Nevada at Washington State, 4:05 p.m. PT
- Fresno State at New Mexico, 6 p.m. MT
- San José State at UNLV, 6:05 p.m. PT

Saturday, March 28

San Diego State at Grand Canyon, 2 p.m. PDT

- Fresno State at New Mexico, 2 p.m. MT
- Air Force at Tarleton State, 3 p.m. CT
- Nevada at Washington State, 4:05 p.m. PT
- San José State at UNLV, 6:05 p.m. PT

Sunday, March 29

San Diego State at Grand Canyon, Noon PDT

- Air Force at Tarleton State, Noon CT
- Fresno State at New Mexico, Noon MT
- Nevada at Washington State, 12:05 p.m. PT
- San José State at UNLV, 12:05 p.m. PT

Monday, March 30

San Diego State at No. 18/22 Arizona State, 6:30 p.m. PDT

- Nevada at Gonzaga, 1 p.m. PT
- CSU Bakersfield at UNLV, 2:05 p.m. PT
- San José State at Santa Clara, 6 p.m. PT

Tuesday, March 31

- Northern Colorado at Air Force, 3 p.m. MT
- New Mexico State at New Mexico, 4 p.m. MT
- Washington State at Seattle, 4 p.m. PT
- Cal Poly at Fresno State, 5:05 p.m. PT

2026 MOUNTAIN WEST PLAYERS OF WEEK

San Diego State

- Aidan Russell (Pitcher – March 9)
- Aidan Russell (Pitcher – March 2)
- Carson Johnson (Pitcher – Feb. 23)
- Rohan Lettow (Pitcher – Feb. 16)
- Max Farrell (Freshman – Feb. 16)



AZTEC WEEKEND ROTATION

> For the third consecutive weekend, head coach Kevin Vance is projected to start the right-handed trio of Rohan Lettow, Drew Talavs and Alec Belardes at Grand Canyon. Lettow and Talavs are scheduled to make their seventh consecutive starts, while Belardes is pegged for his sixth start of the year.

> Junior Rohan Lettow (3-0, 2.97 ERA) is slated to take the hill in Friday's series opener. The Arizona State transfer leads the Mountain West with 44 strikeouts and 11.88 strikeouts per nine innings, which rank 39th and 69th in the nation, respectively. He is also slotted second in the league in innings pitched (33.1) and is tied for fourth in fewest hits allowed (28). In his last outing at San José State on March 20, the Aztec right-hander tossed a career-high seven innings, yielding two runs on six hits and one walk with six strikeouts but did not factor in the decision, as the Spartans claimed a 3-2 walk-off victory in 11 innings. Previously, Lettow was named Mountain West Pitcher of the Week on Feb. 23 after combining on a shutout in the Aztecs' 3-0 victory over Brigham Young at the Tony Gwynn Legacy. Against the Cougars, he struck out a collegiate-best 10 batters for the second straight start, surrendering just two hits and two walks in 6.2 innings. In addition, he allowed just one runner to reach scoring position during his stint and retired nine hitters on three pitches or less. On March 11, Lettow was one of two SDSU hurlers named to the College Baseball Foundation National Pitcher of the Year Award, along with Aidan Russell.

> Drew Talavs (2-2, 5.34 ERA) has been penciled in for his seventh straight Saturday start this week. The Oregon State transfer pitched five innings in his last appearance against UConn on March 21, giving up two runs on seven hits and the walks with four strikeouts. However, he did not factor in the decision after the Aztecs broke a 4-4 deadlock with two runs in the eighth inning to defeat the Huskies. Earlier, Talavs was victorious in his first collegiate start against LIU on Feb. 14, allowing two runs on four hits and one walk with a career-high eight strikeouts. The West Linn, Oregon, native was also triumphant in another impressive start at Washington on Feb. 28, when he ceded just one run on two hits and three walks while tying his collegiate best with eight strikeouts in six innings. Entering the weekend, Talavs ranks fourth in the conference with 37 strikeouts and a .241 opponent batting average while occupying the 10th spot with a 5.34 ERA.

> The Aztecs are expected to close out the series on Sunday with redshirt sophomore Alec Belardes (1-3, 7.67 ERA) on the mound. The Arizona State transfer was the winning pitcher in SDSU's mammoth 4-3 triumph over No. 1 UCLA on Feb. 24, recording his first career victory after allowing three runs on three hits with three walks and a trio of strikeouts in 5.2 innings. Belardes set career highs with nine strikeouts and six innings pitched in his ensuing start at Washington on March 2 but was saddled with the hard-luck loss after giving up three runs on six hits and two walks. The San Jose, California, native made his last start against UConn on March 22, when he pitched 4.1 innings (6 H, 5 R) with six strikeouts. Belardes enters the GCU series tied for fifth in the conference with 32 strikeouts while ranking 10th with 29.1 innings pitched.

GRAND CANYON AT A GLANCE

> The Lopes (8-18, 0-3 MW) have dropped five straight, including a 5-4 setback at Arizona on March 24. The Wildcats scored all five runs in the first three innings, as a late GCU rally fell short.

> The Lopes are 6-6 at home this season but are just 2-12 away from Brazell Field.

> Picked to finish third in the conference's preseason coaches poll, Grand Canyon suffered a sweep in its inaugural Mountain West series at Washington State, March 20-22, falling by scores of 7-3, 6-5 (10) and 6-2.

> Individually, second baseman Jake Sanko leads the Lopes with a .375 batting average, followed by infielder/outfielder Billy Scaldeferri (.295), who tops the squad with 20 RBIs, while first baseman Cannon Peery (.258) has clubbed a team-high five home runs.

> Entering the weekend Peery's five dingers are tied for third in the league, while Sanko's average is slotted seventh.

> For all games, GCU slotted fifth in the league in home runs (19) but ranks just ninth in batting average (.239), on-base percentage (.339), slugging percentage (.375) and scoring (4.9 runs/game).

> On the flip side, the Lopes' pitching staff has fared a little better, occupying the fourth spot in the MW in team ERA (6.44) and strikeouts (197) but ranks last in opposing batting average (.315)

> GCU is expected to start right-hander JT Guerrero (1-3, 4.60 ERA) on Friday, and another righty Garrett Ahern (1-3, 4.82 ERA) on Saturday, while Sunday's starter is undetermined.

> Guerrero is slotted fifth in the league with a 4.60 ERA, while Ahern also finds himself among the conference leaders in ERA (7th, 4.82), strikeouts (17th, 29) and opponent batting average (17th, .268)

> Reliever Cam Cummings, who tops the Lopes with 10 appearances, has two saves to his credit, sharing the team lead with Billy Gregory.

> Scaldeferri was a prep teammate of Aztec designated hitter Anthony Marnell IV at Bishop Gorman High School in Las Vegas, Nevada. Both were seniors on the 2023 squad that captured the Nevada Interscholastic Activities Association Class 5A South Region championship.

> In addition, Lopes relief pitcher Dillon Orr was also a prep teammate of SDSU counterpart Colton LaFave at Shadow Ridge High School in Surprise, Arizona, where both players graduated in 2022.

SDSU IN MW RANKINGS

> As of March 26, the Aztecs lead the Mountain West in strikeout-to-walk ratio (2.45), WHIP (1.45), walks allowed per nine innings (4.13) and hits allowed per nine innings (8.93), which rank 55th, 80th, 82nd and 99th in the nation, respectively.

> Additionally, SDSU owns a conference-best 5.59 team ERA and occupies the second spot in the MW in strikeouts per nine innings (10.1), the latter of which is slotted 44th in the country.

> Individually, Rohan Lettow tops the league in strikeouts (44), while Drew Talavs (37) ranks fourth in that category, with the Aztec hurlers tying for 39th and 99th in the nation, respectively. Not to be outdone, Alec Belardes (15th – 32) and Bryce McKnight (9th – 25) also find themselves among the league's top 10 in strikeouts this week.

> In addition, Lettow is slotted second in the league among qualifiers in both ERA (2.97) and innings pitched (33.1) and is tied for second in victories (3) while ranking third in opposing batting average (.224).

> Elsewhere, Aidan Russell also shares the second spot in both wins (3) and saves (2), while Talavs is tied for sixth in innings pitched (30.1) and ranks fourth in opposing batting average (.241).

> At the plate, Jabin Trosky finds himself among the MW leaders in several categories, including hits (3rd, 35), doubles (4th, 9) and runs scored (7th, 26).

> Trosky has been the second-toughest player in the conference to strike out so far this season, fanning once every 13.3 at-bats, which

ranks 34th nationally.

- > Not to be outdone, Tyce Peterson shares the top perch in the league in doubles (12) and is tied for fifth in hits (32).
- > Additionally, Adam Magpoc shares the third spot in both stolen bases (9) and sacrifice flies (3).
- > Elsewhere, Dawson Santana has been hit by a pitch seven times, which is tied for fourth in the conference, while his 16 walks are tied for seventh.
- > Collectively, the Aztecs rank second in the MW in stolen bases (34) and fourth in both hits (235) and doubles (48) and while occupying the sixth position in batting average (.274), slugging percentage (.405), home runs (18) and scoring (6.0 runs/game).

#### STREAKING AZTECS

- > Zach Justice has reached base safely in 18 consecutive games, marking the longest streak by an SDSU player this season. The Aztec catcher raised his batting average from .182 to .317 during that span, while his on-base percentage climbed from .240 to .430.
- > Earlier, Justice had his team-best 10-game hitting streak snapped against Washington State on March 14.
- > In addition, Tyce Peterson has reached base safely in 16 straight outings. The Aztec third baseman raised his batting average from .293 to .320 in that stretch, while his on-base percentage improved from .370 to .397.
- > Elsewhere, Jabin Trosky tops the squad with multiple hits in 12 games, followed by Peterson and Jake Jackson with 10 apiece.
- > Trosky has hit safely in 21 of 26 games this season, including the first nine contests before his streak was snapped at Washington on Feb. 28.
- > Anthony Marnell IV leads the team with multiple RBIs in six games, followed by Justice, Adam Magpoc and Dawson Santana with five each.
- > The Aztecs are 13-1 this season when leading after eight innings and are 11-2 when outhitting the opposition.

#### STRIKEOUTS GALORE

- > Since 2019, the Aztecs are 87-71 in their last 158 games when striking out 10 or more batters, sporting an 8-5 mark this year. SDSU pitchers fanned a season-high 17 batters in a 12-5 romp over LIU on Feb. 14.
- > In that series against the Sharks, SDSU combined for 46 strikeouts, marking the team's highest total for a three-game set since posting 47 in a sweep of San Francisco in 2019.

#### OTHER TRENDS

- > The Aztecs are 187-77 over the last eight seasons when scoring five or more runs, including a stellar 38-6 record during the 2017 campaign.
- > San Diego State has emerged victorious in 98 of its last 156 games dating back to 2019 when hitting a home run, including a 10-2 mark this season.
- > The Aztecs have hit three home runs in two contests already this season vs. LIU (Feb. 14) and at No. 1 UCLA (Feb. 24) after collecting three home runs in a game just once during the 2025 campaign vs. Fresno State (April 12, 2025).

#### MAKING PROGRESS

- > The Aztecs enter their series at Grand Canyon with a 13-13 record, marking a six-game improvement in their win-loss record from the same point last season after compiling a 7-19 mark through the first 26 games of the 2025 campaign.
- > SDSU has averaged a conference-best 4.13 walks per nine innings thus far, compared to a 5.69 pace for the entire 2025 season.
- > The Aztecs have also shown improvement in several other categories compared to last year, including strikeouts per nine innings (10.1 to 8.5), strikeout-to-walk ratio (2.45 to 1.50) and hits allowed per nine innings (8.93 to 11.11).
- > In addition, SDSU has posted a .977 fielding percentage so far this season, compared to a .955 clip in 2025.

#### LETTOW, RUSSELL NAMED TO CBF PITCHER OF THE YEAR WATCH LIST

- > Rohan Lettow and Aidan Russell were named to the College Baseball Foundation National Pitcher of the Year Award Watch List on March 11.
- > With their selections, Lettow and Russell are included among the nation's top 141 hurlers on the watch list, which represents 26 Division I conferences.
- > The Aztec teammates have been key contributors to the team's success this season, as the Scarlet and Black leads the Mountain West in strikeouts per nine innings (11.2), strikeout-to-walk ratio (2.95) and walks allowed per nine innings (3.81), which rank 21st, 35th and 66th in the nation, respectively. In addition, SDSU pitchers own a league-best WHIP of 1.39, which is slotted 71st in the country as of March 12.

#### RUSSELL GARNERS SECOND STRAIGHT MW PITCHER OF THE WEEK ACCOLADE

- > Aidan Russell earned his second straight Mountain West Pitcher of the Week honor on March 9, thanks in part to another dominating relief appearance in the Aztecs' 3-2 victory over Saint Mary's (March 6).
- > Against the Gaels, the SDSU senior tied his career-high with six strikeouts and allowed just one hit in the final 4.1 innings to notch his second win of the year.
- > Russell reached ball three on just two occasions against a high-octane Saint Mary's club that entered the weekend ranked ninth in the nation with a .343 batting average, 12th in hits (146) and 16th in home runs (22).
- > With his award, Russell becomes the first Aztec hurler to garner consecutive MW weekly pitching accolades since TJ Fondtain was recognized May 9-16, 2022.
- > Additionally, Russell gave the Scarlet and Black four straight MW Pitcher of the Week awards after Carson Johnson (Feb. 16) and Rohan Lettow (Feb. 23) were also honored last month. Not to be outdone, SDSU boasts five MW weekly honorees already this season after Max Farrell merited Freshman of the Week plaudits on Feb. 16.

#### TROSKY NAMED TO BROOKS WALLACE AWARD WATCH LIST

- > Jabin Trosky was named to the Brooks Wallace Award Watch List, as announced by the College Baseball Foundation on March 4.
- > The award honors the nation's top shortstop and will be presented by the College Baseball Foundation later this year. It is named for former Texas Tech shortstop Brooks Wallace, who played for the Red Raiders from 1977 to 1980. Wallace died of leukemia at the age of 27.
- > In his first season with the Aztecs after transferring from Oregon State, Trosky was one of 100 shortstops selected to the watch list.
- > As of March 26, Trosky is ranked among the Mountain West leaders in several categories, including hits (3rd, 35), doubles (4th, 9) and runs scored (7th, 26).

#### RUSSELL TABBED MW PITCHER OF THE WEEK ON MARCH 2

- > Aidan Russell was named Mountain West Pitcher of the Week for his dominating performance at No. 1 UCLA on Feb. 24.
- > A 6-0 senior, Russell turned in a superb effort in 3.2 innings of relief against the top-ranked Bruins, preserving a huge 4-3 Aztec victory, which marked the program's first win against a top-five team since 2008.
- > Russell collected his second consecutive save after retiring all 11 batters he faced to close out the game against a UCLA squad that entered the contest with a .316 team batting average and had outscored then-No. 7 TCU 30-8 in its previous series (Feb. 20-22).

#### LETTOW EARNS MW PITCHER OF THE WEEK HONORS ON FEB. 23

- > Rohan Lettow was named Mountain West Pitcher of the Week on Feb. 23 after tossing a gem in the Aztecs' 3-0 whitewash of Brigham Young at the Tony Gwynn Legacy.
- > A junior transfer from Arizona State, Lettow earned his first collegiate victory last Friday after striking out a career-high 10 batters for the second straight start, allowing just two hits and two walks in 6.2 innings. Reliever Aidan Russell kept the Cougars off the scoreboard the rest of the way to complete the combined shutout.
- > Lettow allowed just one runner to reach scoring position during his stint and retired nine hitters on three pitches or less.

#### AZTECS NET TWO MW WEEKLY HONORS ON FEB. 16

- > San Diego State collected two Mountain West weekly honors on Feb. 16, as Carson Johnson was named Mountain West Pitcher of the Week, while Max Farrell was tabbed the league's Freshman of the Week.
- > Both competitors played key roles in the Aztecs' weekend sweep of LIU, Feb. 13-15, helping the Scarlet and Black start a season at 3-0 for the first-time since 2018.
- > A native of Chandler, Arizona, Johnson made his first collegiate start a memorable one, striking out a career-high 11 batters in seven-plus innings of SDSU's 6-5 walk-off victory over the Sharks in the series finale on Feb. 15. The Aztec right-hander was working on a no-hitter deep into the contest until surrendering a one-out single in the top of the seventh.
- > Johnson exited the game after facing the first two batters in the eighth, allowing just one earned run on two hits and two walks for the day but did not factor in the decision.
- > Johnson, who transferred from Arizona, where he played for Aztec head coach Kevin Vance in 2025, retired 16 batters in row after issuing a leadoff walk in the second, as the Scarlet and Black built a 5-0 advantage in that span. Earlier, the SDSU redshirt sophomore set the tone for the afternoon by striking out five of the first eight batters he faced.
- > Meanwhile, Farrell started all three games at first base in his collegiate debut, posting a slash line of .455/.600/.818 with four RBIs, six runs scored and two stolen bases. The Aztec rookie hit safely in all three contests, compiling a team-high .600 on-base percentage, while smacking two doubles and one triple. He also hit .667 with runners on base (4-6) and batted .600 with runners in scoring position (3-5).

- > In a 12-11 nail-biter to open the series, Farrell went 1-for-4 with an RBI and run scored. He walked and scored in SDSU's six-run outburst in the fourth inning and later added his first career RBI with a single in the fifth, putting the Aztecs up 7-4.
- > Farrell enjoyed a monster game in the second contest of the series, going 3-for-4 with three RBIs and four runs scored. The San Marcos High alumnus displayed his aggressive baserunning with a two-run triple in the second inning of that game that helped give the Aztecs an early 5-1 advantage. He also delivered an RBI single in the fifth that extended SDSU's lead to 10-2.
- > In the weekend finale, Farrell went 1-for-3 with a run scored, as the Scarlet and Black prevailed in walk-off fashion, 6-5. The SDSU infielder ripped a one-out double and scored in the Aztecs' crucial four-run surge in the sixth.
- > Not to be outdone, Farrell posted a clean 1.000 fielding percentage for the series, securing all 19 chances without an error while assisting on two double plays.

**MAX FARRELL TABBED MW PRESEASON FRESHMAN OF THE YEAR BY PERFECT GAME**

- > San Diego State infielder-outfielder Max Farrell was named Mountain West Preseason Freshman of the Year by Perfect Game in its conference preview in early February.
- > Farrell enjoyed a stellar prep career at San Marcos High School, where he hit .340 with 17 homers, 74 RBIs and 76 runs scored across 98 games in four seasons, according to MaxPreps. He also contributed three triples and 23 doubles while stealing 24 bases.
- > As a senior, Farrell earned first-team all-CIF San Diego Section honors and was named to the West squad for the San Diego Padres High School All-Star Night at Petco Park.
- > Farrell slashed .344/.462/.750 that season with nine homers, 33 RBIs and 28 runs scored. He led the team in numerous categories, including slugging percentage (.750), on-base percentage (.462), hits (33), runs (28), home runs (9) and stolen bases (15), helping the Knights to Coastal Conference regular-season crown.
- > Farrell also garnered second-team all-CIF San Diego Section accolades as a junior after posting a slash line of .363/.424/.589 with seven homers, 28 RBIs and 33 runs scored.

**AZTEC LEGEND STEPHEN STRASBURG INDUCTED INTO COLLEGE BASEBALL HALL OF FAME**

- > Former San Diego State baseball player Stephen Strasburg was formally inducted into the College Baseball Hall of Fame on Feb. 12. Strasburg was one of 21 standouts in the class, which is comprised of players, coaches and other builders of the game — all who have positively impacted college baseball.
- > The 18th induction class was honored at the 2026 Night of Champions presented by Prairiefire on Feb. 12, 2026 in Overland Park, Kansas, the home of the College Baseball Hall of Fame. The event served as the ceremonial start to the 2026 college baseball season, which began on Feb. 13.
- > Strasburg, who is one of SDSU's most celebrated former student-athletes, was one of five former Golden Spikes Award winners in the class, joining South Carolina's Kip Bouknight, Florida State's Mike Loynd, Cal State Fullerton's Phil Nevin and Vanderbilt's David Price. Strasburg, a consensus first-team All-America selection in both 2008 and 2009, was also named CBF's National Pitcher of the Year in 2009 and was selected Mountain West Pitcher of the Year in two consecutive seasons. In addition to winning the Golden Spikes Award in 2009, Strasburg also won the Dick Howser Trophy (the equivalent of football's Heisman Trophy) as the nation's outstanding collegiate baseball player.

**MW PRESEASON PROGNOSTICATIONS**

- > San Diego State was predicted to finish seventh in the 2026 Mountain West preseason polls, as voted by the league's nine head coaches.
- > Defending regular-season conference champion Nevada was pegged to repeat after receiving five first-place votes and 60 points overall, edging 2025 MW tournament winner Fresno State, which garnered three first-places and 55 points, while league newcomer Grand Canyon was slotted third with the one remaining first-place vote and 47 points.
- > A total of six points separated the next four teams, with New Mexico (36 pts) landing in the fourth position, followed by San Jose State (33 pts), UNLV (32 pts) and the Aztecs (30 pts), while Washington State (8th, 17 pts) and Air Force (9th, 14 pts) rounded out the poll.

**2026 MW Preseason Coaches Poll**

Team (1st-place votes)	Pts.
1. Nevada (5)	60
2. Fresno State (3)	55
3. Grand Canyon (1)	47
4. New Mexico	36
5. San José State	33
6. UNLV	32
7. San Diego State	30
8. Washington State	17
9. Air Force	14

**CAPTAIN, OH CAPTAIN**

- > Seeking a blend of veterans and newcomers, pitcher Issac Araiza and outfielder Jake Jackson have been named co-captains for the 2026 campaign, along with a pair of transfers in infielders Tyce Peterson and Jabin Trosky.

**WELCOME BACK**

- > The Aztecs return 12 letterwinners from last season's team, including junior outfielders Zane Kelly and Jake Jackson, along with senior pitcher Aidan Russell. Kelly and Jackson both started 55 games in 2025, helping the Scarlet and Black secure a spot in the Mountain West Championship.
- > Kelly posted a slash line of .285/.352/.395 with 23 RBIs, tying for second on the team with 16 doubles, while ranking fourth in runs scored (36) and fifth in hits (57). He also finished with multiple hits in 15 games and drove in two or more runs on six occasions.
- > Likewise, Jackson enters his third season at SDSU after slashing .249/.326/.421 with four home runs and 31 RBIs in 2025. The San Diego native ranked second on the team in home runs (4) and tied for the second spot in walks (21) and doubles (16). He was also slotted third on the squad in stolen bases (6) and fourth in slugging percentage (.421), finishing with multiple hits in 11 games while totaling two or more RBIs on six occasions.
- > Meanwhile, Russell looks to build on a solid junior campaign when he posted a 2-1 record with a 5.40 ERA with 24 strikeouts in 15 appearances after missing the first six weeks of the 2025 campaign with an injury. The SDSU right-hander made four starts last season, including an impressive effort in the Scarlet and Black's 9-3 triumph at San José State on April 18, 2025, when he earned his second collegiate victory and first of the year after allowing two runs on three hits and four walks with four strikeouts in a career-long six-plus innings.

**RESHAPING THE ROSTER**

- > Under the direction of first-year head coach Kevin Vance, the Aztecs have added 19 college transfers for the 2026 campaign, including 13 players who competed for Power 5 baseball programs a year ago.
- > Among those newcomers, SDSU inked five student-athletes who previously played at perennial powerhouse Oregon State, joining two from Arizona State and two from Arizona.
- > A three-year competitor at Oregon State, infielder Tyce Peterson brings the most experience from his tenure in the Pacific Northwest after starting 43 of 47 games in 2025. The Kirkland, Washington, native slashed .288/.388/.469 a year ago with five home runs, 20 RBIs and 39 runs scored, helping the Beavers reach the NCAA Men's College World Series. Peterson garnered all-tournament accolades at the Corvallis Regional when he hit .471 (8-17) with two homers, six RBIs and six runs scored in four games.
- > Fellow infielder Jabin Trosky combined for 40 starts in 64 games at OSU in 2022 and 2024, sandwiched around a redshirt season in 2023. The Carmel, California, native compiled a slash line of .287/.362/.357 with one homer, 20 RBIs and 22 runs scored during the 2024 campaign, helping the Beavers win the Corvallis Regional and advanced to the NCAA Lexington Super Regional.
- > The Aztecs will also benefit from the veteran presence of infielder Adam Magpoc, a Torrance native who returns to his Southern California roots after starting 97 of 104 games across two seasons at Boston College in 2024-25. The Loyola High alumnus finished second on the Eagles with 29 stolen bases in 2025, which ranked seventh in the ACC. Magpoc later excelled in summer ball, earning team MVP honors for the Brewster (Mass.) Whitecaps after leading the Cape Cod Baseball League with 26 stolen bases.
- > On the mound, SDSU has bolstered its pitching staff with the additions of Drew Talavs, another OSU transfer, along with former Arizona State hurlers Rohan Lettow and Alec Belardes.
- > Prior to making two relief appearances for ASU last season, Belardes fashioned an impressive summer stint in 2024, when he posted a 2-0 record with a 2.13 ERA and 29 strikeouts in 25.1 innings, helping the Healdsburg Prune Packers capture the Pacific Empire League. The San Jose, California, native also starred a prep, compiling a 15-4 record with a 2.27 ERA and 139 during his career at Valley Christian High, where he propelled his squad to a conference title and regional runner-up finish as a senior.
- > Other transfers for the Scarlet and Black include infielders Dawson Santana and Levi Jones (Oregon State), catchers Zach Justice (Oregon) and Anthony Marnell IV (College of Southern Nevada), utility Reeve Boyd (Washington), as well as pitchers Carson Johnson (Arizona), Bryce McKnight (Arizona), Trey Telfer (Indiana), Simon Lemke (College of Southern Nevada), Colton LaFave (Central Arizona College), Drew Falla (Allegany (Md.) College), David Ladjevic (Golden West College) and Andrew Parker (Santa Ana College).

**REFURBISHED COACHING STAFF**

- > Along with a retooled roster, the Aztecs sport a brand new coaching staff this season, featuring Tyler Holt, Kevin Heiss and Blake McDonald.
- > Among his numerous responsibilities, Holt will serve as SDSU's hitting coach and third base coach while assisting with the baserunning and outfield defense.
- > With his appointment, Holt rekindles his professional association with Kevin Vance after their careers intersected as assistant coaches at Boston College in 2022 and 2023.
- > A former major league outfielder, Holt also spent three years as an assistant coach at his alma mater Florida State from 2019-21 and worked for one season at North Florida in 2024.
- > During his coaching tenure at FSU, Holt helped the Seminoles reach the 2019 College World Series as well

as earn a berth in the 2021 Ole Miss Regional.

> Holt played 156 games in his big-league career, splitting time with Cleveland (2014-15) and Cincinnati (2015-16).

> Heiss arrives on The Mesa after spending the past four seasons as an assistant at his alma mater the University of Rhode Island, where he played collegiately under Vance from 2016-19.

> Heiss will coach the Aztecs' infield defense and assist with hitting and baserunning while serving as the team's recruiting coordinator.

> With Heiss on staff, URI set a program record for victories in 2025, compiling a 38-22 overall mark, highlighted by Atlantic 10 Conference regular-season and tournament championships, along with an appearance in the Baton Rouge Regional. The team's No. 3 seed was the highest in school history.

> Meanwhile, McDonald will coach the Aztec catchers and will assist with all position player development while coaching first base on game days.

> A native of Santa Rosa, California, McDonald arrives in "America's Finest City" after spending the 2025 campaign as a catching and hitting analyst at the University of Arizona, where he worked alongside Kevin Vance.

> McDonald played three years of collegiate baseball as a catcher, finishing his career at Arizona in 2024 after spending two seasons at Saint Mary's College.

> In his lone season with the Wildcats, McDonald started 26 of 27 games, batting .297 with two home runs, 18 RBIs and 15 runs scored, as Arizona captured the Pac-12 regular-season and tournament titles. Additionally, he registered a sparkling .996 fielding percentage, committing just one error in 225 total chances all season and did not allow a passed ball.

#### STEPHEN STRASBURG JOINS SDSU BASEBALL STAFF

> The San Diego State baseball program welcomed back a legendary alumnus on Oct. 27 when Aztec head coach Kevin Vance announced the hiring of Stephen Strasburg as the team's special assistant to the head coach.

> One of SDSU's most celebrated former student-athletes, Strasburg is a former World Series Most Valuable Player who was named to the 2025 College Baseball Hall of Fame induction class last June.

> In his role, Strasburg will lend his support to the Aztec baseball program, including fundraising and special events, along with alumni and donor relations. In addition, he will serve as a team mentor to improve the student-athlete experience, while offering assistance in pitching development.

> In 2009, Strasburg won the USA Baseball Golden Spikes Award and was named National Pitcher of the Year by College Baseball Foundation. He was also presented with the Dick Howser Trophy that season, the equivalent of football's Heisman Trophy, signifying the nation's most outstanding collegiate baseball player.

> In addition, Strasburg was a consensus first-team All-America selection in both 2008 and 2009 and garnered Mountain West Pitcher of the Year accolades in each of those seasons.

> During his three years at San Diego State from 2007-09, Strasburg set school records for most strikeouts in a game (23), season (195) and career (375). Strasburg also holds the school record for the lowest career ERA of 1.59 and tied the program's standard for most victories in a season with 13 as a junior in 2009.

> During his junior campaign, Strasburg was selected to the CBF National Team of the Week four times before capping it off with a no-hitter in his final collegiate home appearance. That season, he struck out 195 hitters against a mere 11 walks in 109 innings pitched, leading the Aztecs to their first NCAA Regional appearance in 18 years.

> As a sophomore in 2008, Strasburg was named Louisville Slugger National Player of the Week on three occasions and was the only collegiate player on the bronze medal-winning U.S. Olympic team.

> Following his career on The Mesa, Strasburg was the No. 1 overall pick in the 2009 MLB First-Year Player Draft by the Washington Nationals. Strasburg pitched for the Nationals from 2010-22, earning All-Star Game nods in 2012, 2016 and 2017, before collecting MVP honors at the 2019 World Series.

> Strasburg was inducted into the Aztec Athletics Hall of Fame in 2014.

#### AZTECS IN MLB DRAFT

> Since 1965, San Diego State has had 228 student-athletes chosen in the MLB First-Year Player Draft, including 41 selections since 2013.

> In addition, the Aztecs have had multiple players picked in nine of the last 13 years.

> Former SDSU hurler Xavier Cardenas III was chosen by the Miami Marlins with the third pick in the 17th round (498th overall) of the 2025 MLB First-Year Player Draft in advance of the MLB All-Star at Truist Park in Cumberland, Georgia.

> In 2023, former Aztecs center fielder Cole Carrigg was taken by the Colorado Rockies as a catcher in the Competitive Balance "B" Round with the 65th overall pick; pitcher TJ Fontain was selected by the Tampa Bay Rays in the 14th round (423rd overall), while fellow hurler Kelena Sauer went to the Toronto Blue Jays shortly thereafter in the 15th round (454th overall).

> In 2022, former SDSU right-hander Troy Melton was chosen by the Detroit Tigers in the fourth round with the 117th selection overall.

> The previous year in 2021, San Diego State had five individuals drafted by MLB organizations.

> Infielder Mike Jarvis was selected by Pittsburgh in the sixth round with the 163rd pick, while catcher Wyatt Hendrie also went to the Pirates shortly thereafter in the seventh round in the 193rd spot overall.

> In addition, the New York Mets grabbed center fielder Matt Rudick in the 13th round (382nd overall); right fielder Jaden Fein was selected by the Washington Nationals in the 15th round (443rd overall), while right-handed pitcher Michael Paredes was snapped up by the Minnesota Twins in the 18th round (549th overall).

#### LOCAL HEROES

> The Aztecs sport five players on their current roster who are alumni of San Diego County high schools, including Jake Jackson and Ryan Jackson (Madison); Max Farrell (San Marcos); Kalani Jauregui (Eastlake) and Trey Telfer (Cathedral Catholic).

#### CRAZY TONY GWYNN PLAYER STATS

> Tony Gwynn completed his illustrious career with a .338 lifetime batting average. Every other player who had a career batting average of at least .338 played before 1943.

> Gwynn hit .368 over a five-year stretch between 1993 and 1997.

> Gwynn faced Tom Glavine, Greg Maddux, Pedro Martinez, and John Smoltz a combined 323 times. He struck out three times over those at bats.

> Gwynn never struck out more than 40 times in a season and struck out less than 20 times in six straight years. He had a career-low 15 strikeouts in 1995.

#### UP NEXT

> Following this weekend's series, San Diego State remains in the Valley of the Sun to face No. 18/22 Arizona State on Monday, March 30 at Phoenix Municipal Stadium. Game time is set for 6:30 p.m. PDT, and the contest will air live via subscription basis on ESPN+.

# 2026 AZTEC RADIO/TV ROSTER



**1 Dawson SANTANA**  
Jr. | 5-6 | 160 | R-R  
IF | Lake Oswego, Ore.



**2 Adam MAGPOC**  
Jr. | 5-9 | 170 | S-R  
IF/OF | Torrance, Calif.



**3 Jake JACKSON**  
Jr. | 6-6 | 215 | R-R  
OF | San Diego, Calif.



**5 Nate LOPEZ**  
Fr. | 5-10 | 185 | R-R  
IF | Reseda, Calif.




**6 Marc EMMERMAN**  
Fr. | 5-9 | 175 | R-R  
IF | Torrance, Calif.



**7 Gage ADAMS**  
Sr. | 6-0 | 200 | R-R  
C | Boynton Beach, Fla.



**8 Tyce PETERSON**  
Sr. | 5-11 | 195 | R-R  
IF | Kirkland, Wash.



**9 Drew RUTTER**  
So. | 6-1 | 190 | L-L  
OF | Trabuco Canyon, Calif.



**11 Andrew PARKER**  
Jr. | 5-11 | 220 | R-R  
RHP | Santa Ana, Calif.



**12 Jabin TROSKY**  
R-Jr. | 5-10 | 185 | R-L  
IF | Carmel, Calif.



**13 Joey MONETTI**  
Fr. | 6-0 | 170 | R-R  
C | Santee, Calif.



**14 Kalani JAUREGUI**  
Fr. | 6-0 | 195 | R-R  
RHP | Chula Vista, Calif.



**17 Max FARRELL**  
Fr. | 6-0 | 200 | R-R  
IF/OF | Carlsbad, Calif.



**18 Levi JONES**  
Jr. | 6-2 | 190 | L-R  
IF/OF | Portland, Ore.



**20 Bryce MCKNIGHT**  
Jr. | 6-1 | 175 | R-R  
RHP | Phoenix, Ariz.



**21 Jake FROHN**  
Fr. | 6-2 | 205 | R-R  
RHP | Huntington Beach, Calif.




**23 Carson JOHNSON**  
R-So. | 6-4 | 205 | R-R  
RHP | Chandler, Ariz.



**24 Aito MCBEAN**  
So. | 6-2 | 225 | R-L  
LHP | Hermosa Beach, Calif.



**25 Carson MOORE**  
Fr. | 6-0 | 170 | R-R  
SS | Cameron Park, Calif.



**26 Ryan JACKSON**  
Fr. | 6-3 | 175 | R-R  
OF | San Diego, Calif.



**27 Chris CANAVAN**  
Jr. | 6-6 | 210 | L-L  
LHP | Hermosa Beach, Calif.



**29 Anthony MARNELL IV**  
R-So. | 6-3 | 210 | S-R  
C | Las Vegas, Nev.



**30 David LADJEVIC**  
R-Jr. | 6-3 | 205 | R-R  
RHP | Anaheim, Calif.



**31 Connor ABADIE**  
R-Jr. | 6-0 | 165 | L-L  
LHP | Apple Valley, Calif.



**32 Trey TELFER**  
So. | 6-2 | 195 | R-R  
RHP | San Diego, Calif.



**33 Connor SHAW**  
So. | 6-0 | 185 | R-L  
LHP | San Diego, Calif.



**34 Nick FALLA**  
Jr. | 6-1 | 190 | R-R  
RHP | Coconut Creek, Fla.



**35 Colton LAFAVE**  
Jr. | 6-2 | 190 | R-R  
RHP | Litchfield Park,



**36 Zach JUSTICE**  
R-So. | 6-0 | 200 | R-R  
C | Oakland, Calif.



**38 Aidan RUSSELL**  
Sr. | 6-0 | 180 | R-R  
RHP | Vacaville, Calif.



**39 Issac ARAZZA**  
Sr. | 6-5 | 270 | R-R  
RHP | Yuma, Ariz.



**40 Evan MIRANDA**  
Jr. | 6-2 | 230 | R-R  
RHP | Fontana, Calif.



**41 Alec BELARDES**  
R-So. | 6-2 | 195 | R-R  
RHP | San Jose, Calif.



**42 Jackson TYLER**  
Fr. | 5-10 | 180 | R-R  
OF | Simi Valley, Calif.




**43 Rohan LETTOW**  
Jr. | 6-3 | 190 | R-R  
RHP | Chandler, Ariz.



**44 Reeve BOYD**  
Jr. | 6-1 | 200 | R-R  
UTL | Seattle, Wash.



**45 Simon LEMKE**  
Jr. | 6-1 | 170 | R-R  
RHP | Bend, Ore.



**46 Drew TALAVS**  
Jr. | 6-2 | 205 | R-R  
RHP | West Linn, Ore.



**47 Garvey RUMARY**  
Jr. | 6-3 | 195 | L-L  
LHP | Yorba Linda, Calif.



**48 Zane KELLY**  
Jr. | 6-0 | 200 | L-L  
OF | Las Vegas, Nev.




**HC Kevin VANCE**  
Head Coach  
1st Yr. | Connecticut '12



**AC Kevin HEISS**  
Assistant Coach  
1st Yr. | Rhode Island '19




**AC Tyler HOLT**  
Assistant Coach  
1st Yr. | Florida State '19



**AC Blake McDONALD**  
Assistant Coach  
1st Yr. | Saint Mary's '23



**PC Jamison KING**  
Pitching Dev. Coordinator  
1st Yr.



**DO Matt MONK**  
Director of Operations  
1st Yr.

# San Diego State Baseball 2025-2026 Season

(As of Mar 27, 2026)

## San Diego State Overall Statistics

Record: 13-13 Home: 9-5 Away: 3-7 Neutral: 1-1 Conference: 0-0 Extra Inn: 0-2  
Vs. Ranked: 1-1

PLAYER	AVG	GP-GS	AB	R	H	2B	3B	HR	XB	RBI	TB	SLG	BB	HP	K	GDP	OB%	SF	SH	SB-ATT	PO	A	E	FLD%
TROSKY, Jabin	.330	26-25	106	26	35	9	1	0	10	7	46	.434	9	2	8	1	.393	0	2	4-4	22	47	2	.972
JACKSON, Jake	.321	23-22	84	11	27	5	1	3	9	14	43	.512	8	2	21	2	.389	1	0	2-4	69	0	0	1.000
PETERSON, Tyce	.320	26-26	100	20	32	12	1	3	16	16	55	.550	12	2	29	1	.397	2	1	2-2	9	37	7	.868
JUSTICE, Zach	.317	23-22	82	13	26	6	0	2	8	22	38	.463	11	6	13	3	.430	1	0	1-2	229	17	1	.996
MARNELL IV, Anthony	.288	22-17	73	9	21	4	0	2	6	18	31	.425	6	0	26	0	.333	2	0	0-0	0	0	0	.000
MAGPOC, Adam	.267	24-24	101	13	27	3	0	1	4	18	33	.327	5	1	26	2	.300	3	0	9-12	38	0	1	.974
FARRELL, Max	.257	26-26	101	23	26	4	2	2	8	13	40	.396	16	5	22	0	.379	2	1	7-8	178	11	2	.990
SANTANA, Dawson	.226	26-26	84	23	19	1	1	1	3	17	25	.298	16	7	12	1	.385	2	3	4-5	38	57	2	.979
KELLY, Zane	.216	24-22	74	11	16	3	1	2	6	12	27	.365	13	3	20	1	.356	0	0	5-6	37	0	1	.974
RUTTER, Drew	.147	13-8	34	1	5	1	0	0	1	3	6	.176	2	0	8	1	.194	0	2	0-0	16	0	1	.941
ADAMS, Gage	.333	4-4	12	2	4	0	0	2	2	2	10	.833	2	0	5	0	.429	0	0	0-0	33	1	0	1.000
LOPEZ, Nate	.176	7-5	17	2	3	0	0	0	0	0	3	.176	1	2	3	0	.300	0	0	0-0	1	8	0	1.000
BOYD, Reeve	.154	6-5	13	1	2	0	0	0	0	0	2	.154	0	0	4	0	.154	0	1	0-0	1	0	0	1.000
EMMERMAN, Marc	.125	3-2	8	0	1	0	0	0	0	0	1	.125	0	0	3	0	.125	0	0	0-0	4	9	0	1.000
Others																					11	23	4	.895
<b>Totals</b>	<b>.274</b>	<b>-</b>	<b>889</b>	<b>155</b>	<b>244</b>	<b>48</b>	<b>7</b>	<b>18</b>	<b>73</b>	<b>142</b>	<b>360</b>	<b>.405</b>	<b>101</b>	<b>30</b>	<b>200</b>	<b>12</b>	<b>.363</b>	<b>13</b>	<b>10</b>	<b>34-43</b>	<b>686</b>	<b>210</b>	<b>21</b>	<b>.977</b>
<b>Opponents</b>	<b>.255</b>	<b>-</b>	<b>889</b>	<b>163</b>	<b>227</b>	<b>42</b>	<b>10</b>	<b>28</b>	<b>80</b>	<b>151</b>	<b>373</b>	<b>.420</b>	<b>105</b>	<b>35</b>	<b>257</b>	<b>8</b>	<b>.353</b>	<b>11</b>	<b>13</b>	<b>37-44</b>	<b>679</b>	<b>219</b>	<b>22</b>	<b>.976</b>

LOB - Team (205), Opp (198). DPs turned - Team (13), Opp (22). CI - Team (0), Opp (0). IBB - Team (0): . Picked off - Team (2): MAGPOC, Adam (1); JACKSON, Jake (1) .

PLAYER	ERA	W-L	APP	GS	CG	SHO	SV	IP	H	R	ER	BB	K	WHIP	2B	3B	HR	AVG	WP	HP	BK	SFA	SHA
LETTOW, Rohan	2.97	3-0	6	6	0	1	0	33.1	28	15	11	13	44	1.23	5	3	3	.224	1	2	0	0	0
FROHN, Jake	3.24	0-2	7	1	0	0	0	16.2	19	8	6	5	14	1.44	3	0	1	.284	3	2	0	0	2
MCKNIGHT, Bryce	4.34	2-0	8	3	0	0	1	29.0	30	20	14	10	28	1.38	3	0	6	.268	2	5	1	1	2
TALAVS, Drew	5.34	2-2	6	6	0	0	0	30.1	28	20	18	14	37	1.38	5	2	4	.241	5	5	0	1	1
BELARDES, Alec	7.67	1-3	6	5	0	0	0	29.1	33	25	25	14	32	1.60	7	2	5	.289	6	7	1	4	2
JOHNSON, Carson	9.86	0-3	6	5	0	0	1	21.0	27	27	23	14	25	1.95	9	2	1	.300	6	2	0	2	1
RUSSELL, Aidan	2.35	3-1	9	0	0	1	2	23.0	13	8	6	5	23	0.78	1	1	3	.155	0	1	0	1	0
LEMKE, Simon	2.45	0-1	5	0	0	0	0	3.2	1	1	1	4	4	1.36	0	0	0	.091	1	0	0	0	1
ABADIE, Connor	4.85	1-0	9	0	0	0	2	13.0	18	7	7	2	13	1.54	4	0	1	.316	1	1	0	0	0
ARAIZA, Issac	5.40	1-0	6	0	0	0	0	6.2	2	4	4	3	9	0.75	1	0	1	.100	2	2	0	0	2
MCBEAN, Alito	7.20	0-0	4	0	0	0	0	5.0	3	4	4	2	7	1.00	0	0	1	.167	2	2	0	0	0
LAFAVE, Colton	7.36	0-0	3	0	0	0	0	3.2	4	4	3	3	5	1.91	1	0	1	.267	1	0	0	0	0
MIRANDA, Evan	7.50	0-0	8	0	0	0	1	6.0	7	5	5	7	7	2.33	0	0	0	.318	1	3	0	2	1
CANAVAN, Chris	9.00	0-1	5	0	0	0	0	3.0	5	3	3	5	3	3.33	1	0	0	.357	1	0	0	0	0
FALLA, Nick	12.00	0-0	3	0	0	0	0	3.0	6	4	4	2	4	2.67	2	0	0	.400	1	1	0	0	0
SHAW, Connor	21.60	0-0	2	0	0	0	0	1.2	3	4	4	0	1	1.80	0	0	1	.375	0	1	0	0	0
LADJEVIC, David	108.00	0-0	1	0	0	0	0	0.1	0	4	4	2	1	6.01	0	0	0	.000	2	1	0	0	1
<b>Totals</b>	<b>5.59</b>	<b>13-13</b>	<b>26</b>	<b>0</b>	<b>1</b>	<b>7</b>	<b>228.2</b>	<b>227</b>	<b>163</b>	<b>142</b>	<b>105</b>	<b>257</b>	<b>1.45</b>	<b>42</b>	<b>10</b>	<b>28</b>	<b>.255</b>	<b>35</b>	<b>35</b>	<b>2</b>	<b>11</b>	<b>13</b>	
<b>Opponents</b>	<b>5.45</b>	<b>13-13</b>	<b>26</b>	<b>0</b>	<b>1</b>	<b>6</b>	<b>226.1</b>	<b>244</b>	<b>155</b>	<b>137</b>	<b>101</b>	<b>200</b>	<b>1.52</b>	<b>48</b>	<b>7</b>	<b>18</b>	<b>.274</b>	<b>24</b>	<b>30</b>	<b>2</b>	<b>13</b>	<b>10</b>	

PB - Team(4): JUSTICE, Zach (2); ADAMS, Gage (2), Opp (2). Pickoffs - Team(3): MCKNIGHT, Bryce (1); LETTOW, Rohan (1); TALAVS, Drew (1), Opp (2). SBA/ATT - JUSTICE, Zach (26-33); ADAMS, Gage (11-11); ARAIZA, Issac (3-3); MCKNIGHT, Bryce (2-2); BELARDES, Alec (2-3); RUSSELL, Aidan (1-1); LETTOW, Rohan (0-2) .

## San Diego State Baseball 2025-2026 Season

(As of Mar 27, 2026)

### San Diego State Overall Statistics

PLAYER	C	PO	A	E	FLD%	DP	SBA	CSB	SBA%	PB	CI
JACKSON, Jake	69	69	0	0	1.000	0	0	0	0	0	0
ADAMS, Gage	34	33	1	0	1.000	0	11	0	1.000	2	0
EMMERMAN, Marc	13	4	9	0	1.000	1	0	0	0	0	0
BELARDES, Alec	3	3	0	0	1.000	0	2	1	.667	0	0
RUSSELL, Aidan	3	2	1	0	1.000	0	1	0	1.000	0	0
TALAVS, Drew	6	2	4	0	1.000	0	0	0	0	0	0
MCBEAN, Alito	1	1	0	0	1.000	0	0	0	0	0	0
ARAIZA, Issac	2	1	1	0	1.000	0	3	0	1.000	0	0
BOYD, Reeve	1	1	0	0	1.000	0	0	0	0	0	0
LOPEZ, Nate	9	1	8	0	1.000	1	0	0	0	0	0
MCKNIGHT, Bryce	4	0	4	0	1.000	0	2	0	1.000	0	0
FROHN, Jake	3	0	3	0	1.000	0	0	0	0	0	0
CANAVAN, Chris	2	0	2	0	1.000	0	0	0	0	0	0
LADJEVIC, David	1	0	1	0	1.000	0	0	0	0	0	0
FALLA, Nick	1	0	1	0	1.000	0	0	0	0	0	0
LEMKE, Simon	1	0	1	0	1.000	0	0	0	0	0	0
JUSTICE, Zach	247	229	17	1	.996	1	26	7	.788	2	0
FARRELL, Max	191	178	11	2	.990	7	0	0	0	0	0
SANTANA, Dawson	97	38	57	2	.979	6	0	0	0	0	0
MAGPOC, Adam	39	38	0	1	.974	0	0	0	0	0	0
KELLY, Zane	38	37	0	1	.974	0	0	0	0	0	0
TROSKY, Jabin	71	22	47	2	.972	6	0	0	0	0	0
RUTTER, Drew	17	16	0	1	.941	0	0	0	0	0	0
PETERSON, Tyce	53	9	37	7	.868	0	0	0	0	0	0
LETTOW, Rohan	5	1	3	1	.800	0	0	2	.000	0	0
JOHNSON, Carson	4	1	1	2	.500	0	0	0	0	0	0
ABADIE, Connor	2	0	1	1	.500	0	0	0	0	0	0
<b>Totals</b>	<b>917</b>	<b>686</b>	<b>210</b>	<b>21</b>	<b>.977</b>	<b>13</b>	<b>45</b>	<b>10</b>	<b>.818</b>	<b>4</b>	<b>0</b>
<b>Opponents</b>	<b>920</b>	<b>679</b>	<b>219</b>	<b>22</b>	<b>.976</b>	<b>22</b>	<b>43</b>	<b>11</b>	<b>.796</b>	<b>2</b>	<b>0</b>

## San Diego State Baseball 2025-2026 Season

(As of Mar 27, 2026)

### San Diego State Season Results

DATE	OPPONENT	SCORE	INNS	OVERALL	CONF	PITCHER OF RECORD	SAVE	ATTEND	TIME
02-13-26	LIU	W 12-11	9	1-0		MCKNIGHT, Bryce (W 1-0)		1145	3:45
02-14-26	LIU	W 12-5	9	2-0		TALAVS, Drew (W 1-0)		731	3:14
02-15-26	LIU	W 6-5	9	3-0		RUSSELL, Aidan (W 1-0)		884	3:05
02-18-26	at UC Irvine	L 2-5	9	3-1		BELARDES, Alec (L 0-1)		642	2:59
02-20-26	BYU	W 3-0	9	4-1		LETTOW, Rohan (W 1-0)	RUSSELL, Aidan (1)	971	2:39
02-21-26	Utah	L 0-7	9	4-2		TALAVS, Drew (L 1-1)		783	2:56
02-22-26	San Diego	L 4-15	9	4-3		JOHNSON, Carson (L 0-1)		1320	3:23
02-24-26	at UCLA	W 4-3	9	5-3		BELARDES, Alec (W 1-1)	RUSSELL, Aidan (2)	479	3:13
02-27-26	at Washington	W 9-4	9	6-3		LETTOW, Rohan (W 2-0)	MCKNIGHT, Bryce (1)	725	3:04
02-28-26	at Washington	W 3-2	9	7-3		TALAVS, Drew (W 2-1)	ABADIE, Connor (1)	1139	2:41
03-01-26	at Washington	L 2-11	9	7-4		JOHNSON, Carson (L 0-2)		1067	3:04
03-02-26	at Washington	L 1-4	9	7-5		BELARDES, Alec (L 1-2)		595	2:29
03-04-26	Long Beach State	W 13-10	9	8-5		ABADIE, Connor (W 1-0)	MIRANDA, Evan (1)	725	3:39
03-06-26	Saint Marys	W 3-2	9	9-5		RUSSELL, Aidan (W 2-0)		994	2:46
03-07-26	Saint Marys	L 9-12	9	9-6		CANAVAN, Chris (L 0-1)		1077	3:34
03-08-26	Saint Marys	L 6-9	9	9-7		JOHNSON, Carson (L 0-3)		784	3:15
03-10-26	at Cal State Fullerton	L 2-3	9	9-8		FROHN, Jake (L 0-1)		1210	2:53
03-13-26	Washington State	W 14-4	8	10-8		LETTOW, Rohan (W 3-0)		706	3:09
03-14-26	Washington State	L 2-7	9	10-9		TALAVS, Drew (L 2-2)		821	2:37
03-15-26	Washington State	W 15-10	9	11-9		ARAIZA, Issac (W 1-0)	JOHNSON, Carson (1)	1236	3:39
03-17-26	at USC	L 4-7	9	11-10		RUSSELL, Aidan (L 2-1)		893	2:58
03-20-26+	at San Jose State	L 2-3	11	11-11		FROHN, Jake (L 0-2)		332	3:18
03-21-26-	vs. UCONN (N)	W 6-4	9	12-11		RUSSELL, Aidan (W 3-1)		251	2:44
03-21-26+	at San Jose State	L 8-9	10	12-12		LEMKE, Simon (L 0-1)		413	3:43
03-22-26-	vs. UCONN (N)	L 5-7	9	12-13		BELARDES, Alec (L 1-3)		306	3:06
03-24-26	UC Irvine	W 8-4	9	13-13		MCKNIGHT, Bryce (W 2-0)	ABADIE, Connor (2)	649	2:55

\* Conf Game; - Neutral Site; + Extra Innings; ^ Postseason; (F) Forfeit

# San Diego State Baseball 2025-2026 Season

(As of Mar 27, 2026)

## San Diego State Games Summary and Records

SCORE BY INNINGS	1	2	3	4	5	6	7	8	9	EX	TOTAL
San Diego State	30	16	10	16	17	22	19	15	10	0	155
Opponents	30	15	20	12	19	19	11	21	14	2	163

Record when...		
Overall	13-13	After 6 leading
Conference	0-0	..... trailing
Non-Conference	13-13	..... tied
Home games	9-5	After 7 leading
Away games	3-7	..... trailing
Neutral site	1-1	..... tied
Day games	11-10	After 8 leading
Night Games	2-3	..... trailing
vs Left-handed SP	2-3	..... tied
vs Right-handed SP	9-4	Hit 0 HR
1-run games	5-3	Hit 1 HR
2-run games	1-1	Hit 2+ HR
5+run games	4-4	Opp. hit 0 HR
Extra Innings	0-2	Opp. hit 1 HR
Shutouts	1-1	Opp. hit 2+ HR
Scoring 0-2 runs	0-7	Made 0 err
..... 3-5 runs	4-3	Made 1 err
..... 6-9 runs	4-3	Made 2+ err
..... 10+ runs	5-0	Opp. made 0 err
Opponent 0-2 runs	3-0	Opp. made 1 err
..... 3-5 runs	7-4	Opp. made 2+ err
..... 6-9 runs	0-6	Out-hit opponent
..... 10+ runs	3-3	Out-hit by opponent
Scored in 1st inning	7-4	Hits are tied
Opp.scored in 1st	8-7	
Scores first	5-7	
Opp. scores first	8-6	

### Record when team scores:

RUNS	0	1	2	3	4	5	6	7	8	9	10+
W-L	0-1	0-1	0-5	3-0	1-2	0-1	2-1	0-0	1-1	1-1	5-0

### Record when opponent scores:

RUNS	0	1	2	3	4	5	6	7	8	9	10+
W-L	1-0	0-0	2-0	1-2	4-1	2-1	0-0	0-4	0-0	0-2	3-3

### Record when leading after:

INN	1	2	3	4	5	6	7	8
W-L	5-2	6-3	7-3	11-2	11-2	10-2	10-1	13-1

### Record when trailing after:

INN	1	2	3	4	5	6	7	8
W-L	5-5	4-7	3-9	2-10	1-10	1-11	2-10	0-11

### Record when tied after:

INN	1	2	3	4	5	6	7	8
W-L	3-6	3-3	3-1	0-1	1-1	2-0	1-2	0-1

Current streak: 1

Longest winning streak: 3

Longest losing streak: 3

# San Diego State Baseball 2025-2026 Season

(As of Mar 27, 2026)

## San Diego State Team Game-by-Game Batting

DATE	OPPONENT	AB	R	H	RBI	2B	3B	HR	TB	AVG	BB	IBB	SB	CS	HBP	SAC	SF	GDP	K	LOB	PO	A	E
02-13	LIU	34	12	14	10	2	0	0	16	.412	11	0	4	0	2	0	2	2	8	13	27	6	2
02-14	LIU	38	12	13	11	4	2	1	24	.342	3	0	4	0	1	0	0	0	7	6	27	7	1
02-15	LIU	31	6	7	6	2	0	3	18	.226	2	0	0	0	1	0	1	0	4	2	27	7	0
02-18	at UC Irvine	32	2	6	2	0	1	0	8	.188	2	0	0	0	2	0	0	1	11	7	24	4	0
02-20	BYU	29	3	6	3	2	0	0	8	.207	1	0	0	1	0	0	0	0	12	3	27	3	0
02-21	Utah	30	0	4	0	2	1	0	8	.133	3	0	0	0	0	1	0	0	5	7	27	21	3
02-22	San Diego	34	4	8	4	1	0	1	12	.235	2	0	1	0	2	0	1	0	6	8	27	12	0
02-24	at UCLA	37	4	10	4	1	0	3	20	.270	1	0	0	1	1	0	0	0	9	8	27	7	0
02-27	at Washington	41	9	17	9	4	0	1	24	.415	2	0	2	2	3	0	0	1	6	10	27	7	1
02-28	at Washington	31	3	5	3	2	1	1	12	.161	3	0	1	1	1	0	0	0	12	5	27	7	0
03-01	at Washington	31	2	5	2	2	0	0	7	.161	5	0	0	0	0	0	0	1	13	7	24	8	1
03-02	at Washington	32	1	5	1	3	0	0	8	.156	1	0	0	0	1	0	0	1	11	6	24	3	1
03-04	Long Beach State	39	13	15	11	1	0	2	22	.385	6	0	2	1	0	0	0	0	10	8	27	11	1
03-06	Saint Marys	32	3	8	3	1	0	1	12	.250	0	0	0	0	0	1	0	0	7	6	27	6	4
03-07	Saint Marys	36	9	11	8	2	1	0	15	.306	7	0	1	0	1	0	1	1	11	9	27	11	2
03-08	Saint Marys	34	6	8	6	1	0	0	9	.235	8	0	2	0	2	0	1	0	8	12	27	3	1
03-10	at Cal State Fullerton	30	2	3	2	0	0	0	3	.100	3	0	1	0	2	0	0	0	9	6	24	7	2
03-13	Washington State	35	14	14	14	2	0	1	19	.400	4	0	1	0	2	1	2	0	6	7	24	6	1
03-14	Washington State	34	2	9	2	3	0	0	12	.265	3	0	0	1	1	0	0	1	4	9	27	9	0
03-15	Washington State	39	15	19	14	2	0	1	24	.487	5	0	3	1	1	2	0	1	7	8	27	12	0
03-17	at USC	33	4	8	4	1	0	0	9	.242	5	0	1	0	1	0	2	0	8	10	24	6	0
03-20	at San Jose State	37	2	7	1	2	1	0	11	.189	7	0	4	1	1	1	1	0	8	12	31	10	0
03-21	vs. UCONN (N)	34	6	11	4	3	0	0	14	.324	4	0	1	0	0	2	1	0	6	11	27	9	0
03-21	at San Jose State	38	8	12	6	3	0	0	15	.316	7	0	1	0	3	0	1	2	3	11	28	13	1
03-22	vs. UCONN (N)	35	5	10	5	1	0	1	14	.286	4	0	1	0	1	1	0	1	2	9	24	5	0
03-24	UC Irvine	33	8	9	7	1	0	2	16	.273	2	0	4	0	1	1	0	0	7	5	27	10	0
<b>Totals</b>		<b>889</b>	<b>155</b>	<b>244</b>	<b>142</b>	<b>48</b>	<b>7</b>	<b>18</b>	<b>360</b>	<b>.274</b>	<b>101</b>	<b>0</b>	<b>34</b>	<b>9</b>	<b>30</b>	<b>10</b>	<b>13</b>	<b>12</b>	<b>200</b>	<b>205</b>	<b>686</b>	<b>210</b>	<b>21</b>

# San Diego State Baseball 2025-2026 Season

(As of Mar 27, 2026)

## San Diego State Team Game-by-Game Batting

DATE	OPPONENT	TOTAL H/AB	VS LEFT	VS RIGHT	WITH RUNNERS	BASES EMPTY	BASES LOADED	WITH 2-OUT	WITH RBI-OP	AS LEADOFF	3RD AND LT2OUT	LOB
02-13	LIU	14-34	0-0	14-34	11-27	3-7	1-4	2-9	7-20	5-8	2-5	13
02-14	LIU	13-38	1-7	12-31	8-22	5-16	0-0	6-13	6-16	2-8	0-0	6
02-15	LIU	7-31	5-25	2-6	3-8	4-23	1-1	1-9	2-3	2-9	1-1	2
02-18	at UC Irvine	6-32	1-8	5-24	2-18	4-14	0-1	0-8	0-8	5-9	0-3	7
02-20	BYU	6-29	0-0	6-29	2-8	4-21	1-1	2-10	2-6	2-8	1-1	3
02-21	Utah	4-30	0-0	4-30	0-8	4-22	0-0	2-11	0-5	1-9	0-0	7
02-22	San Diego	8-34	2-8	6-26	2-14	6-20	0-0	4-13	1-4	3-9	0-0	8
02-24	at UCLA	10-37	0-0	10-37	2-12	8-25	0-0	7-16	1-4	2-9	0-0	8
02-27	at Washington	17-41	5-7	12-34	11-22	6-19	1-1	9-15	5-12	2-9	0-1	10
02-28	at Washington	5-31	0-0	5-31	2-9	3-22	0-0	3-11	1-5	1-9	0-0	5
03-01	at Washington	5-31	0-0	5-31	1-17	4-14	0-0	0-8	0-7	4-9	0-1	7
03-02	at Washington	5-32	0-0	5-32	1-14	4-18	0-0	3-11	0-5	3-9	0-0	6
03-04	Long Beach State	15-39	5-8	10-31	10-23	5-16	1-1	3-12	6-14	2-8	2-2	8
03-06	Saint Marys	8-32	2-8	6-24	4-14	4-18	0-0	0-8	1-7	3-8	0-1	6
03-07	Saint Marys	11-36	4-16	7-20	8-21	3-15	1-1	3-11	5-13	1-9	2-3	9
03-08	Saint Marys	8-34	5-21	3-13	5-19	3-15	1-2	3-12	4-13	3-9	1-1	12
03-10	at Cal State Fullerton	3-30	1-12	2-18	2-10	1-20	0-3	2-10	1-8	2-9	1-3	6
03-13	Washington State	14-35	2-2	12-33	10-22	4-13	0-0	2-9	8-15	5-8	5-5	7
03-14	Washington State	9-34	8-26	1-8	3-17	6-17	0-0	5-13	2-11	3-9	0-0	9
03-15	Washington State	19-39	0-0	19-39	12-26	7-13	4-5	3-9	8-15	3-8	4-6	8
03-17	at USC	8-33	2-4	6-29	2-13	6-20	0-1	2-11	0-9	2-9	0-2	10
03-20	at San Jose State	7-37	4-12	3-25	1-21	6-16	0-0	1-11	0-11	4-11	0-1	12
03-21	vs. UCONN (N)	11-34	8-20	3-14	6-23	5-11	0-0	4-12	3-18	5-8	1-3	11
03-21	at San Jose State	12-38	8-29	4-9	7-22	5-16	0-1	1-9	4-10	3-10	1-1	11
03-22	vs. UCONN (N)	10-35	5-21	5-14	4-18	6-17	0-2	3-11	3-10	4-9	0-4	9
03-24	UC Irvine	9-33	2-10	7-23	5-12	4-21	0-0	3-11	2-6	2-8	1-1	5
<b>Totals</b>		<b>244-889</b>	<b>70-244</b>	<b>174-645</b>	<b>124-440</b>	<b>120-449</b>	<b>11-24</b>	<b>74-283</b>	<b>72-255</b>	<b>74-228</b>	<b>22-45</b>	<b>205</b>

**San Diego State Baseball 2025-2026 Season**

(As of Mar 27, 2026)

**San Diego State Team Game-by-Game Pitching**

DATE	OPPONENT	IP	H	R	ER	BB	K	2B	3B	HR	WP	BK	HBP	DP	IBB	SCORE	W-L	SV	ERA
02-13	LIU	9.0	14	11	10	4	15	1	0	3	0	0	0	1	0	12-11	1-0	0	10.00
02-14	LIU	9.0	5	5	5	3	17	1	0	1	4	0	3	1	0	12-5	2-0	0	7.50
02-15	LIU	9.0	6	5	2	4	14	2	0	0	2	0	0	0	0	6-5	3-0	1	5.67
02-18	at UC Irvine	8.0	10	5	5	1	12	0	2	0	0	0	2	0	0	2-5	3-1	0	5.66
02-20	BYU	9.0	3	0	0	2	13	0	0	0	0	0	1	0	0	3-0	4-1	1	4.50
02-21	Utah	9.0	8	7	5	5	11	2	0	3	0	1	2	0	0	0-7	4-2	0	4.58
02-22	San Diego	9.0	9	15	15	10	9	2	0	1	6	0	4	0	0	4-15	4-3	0	6.10
02-24	at UCLA	9.0	3	3	3	3	8	1	0	0	1	0	2	0	0	4-3	5-3	2	5.70
02-27	at Washington	9.0	5	4	3	2	11	1	1	2	0	0	0	0	0	9-4	6-3	1	5.40
02-28	at Washington	9.0	4	2	2	3	11	2	0	0	0	0	0	0	0	3-2	7-3	1	5.06
03-01	at Washington	8.0	15	11	10	4	7	4	0	1	1	0	0	1	0	2-11	7-4	0	5.57
03-02	at Washington	8.0	8	4	3	2	11	3	0	1	0	0	0	0	0	1-4	7-5	0	5.40
03-04	Long Beach State	9.0	14	10	5	4	11	0	0	3	2	0	1	1	0	13-10	8-5	1	5.37
03-06	Saint Marys	9.0	5	2	1	4	10	1	0	0	1	0	1	0	0	3-2	9-5	0	5.05
03-07	Saint Marys	9.0	16	12	10	5	7	1	0	1	4	0	0	0	0	9-12	9-6	0	5.39
03-08	Saint Marys	9.0	11	9	8	4	9	1	1	2	3	0	1	0	0	6-9	9-7	0	5.55
03-10	at Cal State Fullerton	8.0	8	3	2	3	10	0	0	0	2	0	1	1	0	2-3	9-8	0	5.38
03-13	Washington State	8.0	7	4	3	5	9	2	2	0	1	0	0	0	0	14-4	10-8	0	5.27
03-14	Washington State	9.0	6	7	7	4	9	1	2	0	1	0	3	0	0	2-7	10-9	0	5.37
03-15	Washington State	9.0	10	10	10	7	8	5	0	0	3	1	1	0	0	15-10	11-9	1	5.61
03-17	at USC	8.0	7	7	7	4	7	2	1	1	0	0	3	0	0	4-7	11-10	0	5.70
03-20	at San Jose State	10.1	9	3	3	2	10	2	0	1	0	0	0	0	0	2-3	11-11	0	5.54
03-21	vs. UCONN (N)	9.0	10	4	4	3	4	2	0	3	0	0	0	0	0	6-4	12-11	0	5.47
03-21	at San Jose State	9.1	13	9	8	8	5	3	1	0	2	0	5	2	1	8-9	12-12	0	5.57
03-22	vs. UCONN (N)	8.0	9	7	7	5	11	1	0	3	2	0	2	0	0	5-7	12-13	0	5.65
03-24	UC Irvine	9.0	12	4	4	4	8	2	0	2	0	0	3	0	0	8-4	13-13	1	5.59
<b>Totals</b>		<b>228.2</b>	<b>227</b>	<b>163</b>	<b>142</b>	<b>105</b>	<b>257</b>	<b>42</b>	<b>10</b>	<b>28</b>	<b>35</b>	<b>2</b>	<b>35</b>	<b>7</b>	<b>1</b>	<b>-</b>	<b>13-13</b>	<b>7</b>	<b>5.59</b>

## San Diego State Baseball 2025-2026 Season

(As of Mar 27, 2026)

### San Diego State Team Game-by-Game Pitching

DATE	OPPONENT	SCORE	TOTAL H/AB	VS LEFT	VS RIGHT	WITH RUNNERS	BASES EMPTY	AS LEADOFF	GND OUT	FLY OUT	ERA
02-13	LIU	12-11	14-38	2-8	12-30	8-16	6-22	3-9	4	6	10.00
02-14	LIU	12-5	5-32	0-6	5-26	3-18	2-14	3-9	6	4	7.50
02-15	LIU	6-5	6-33	2-9	4-24	3-14	3-19	3-9	6	7	5.67
02-18	at UC Irvine	2-5	10-33	4-18	6-15	5-13	5-20	1-8	4	8	5.66
02-20	BYU	3-0	3-29	3-15	0-14	0-12	3-17	2-9	2	11	4.50
02-21	Utah	0-7	8-34	6-21	2-13	4-13	4-21	2-9	9	4	4.58
02-22	San Diego	4-15	9-35	4-15	5-20	7-20	2-15	5-9	12	6	6.10
02-24	at UCLA	4-3	3-29	1-13	2-16	2-12	1-17	3-9	8	10	5.70
02-27	at Washington	9-4	5-33	3-17	2-16	2-7	3-26	1-9	9	7	5.40
02-28	at Washington	3-2	4-31	3-20	1-11	1-11	3-20	2-9	10	6	5.06
03-01	at Washington	2-11	15-39	10-23	5-16	10-22	5-17	3-8	8	8	5.57
03-02	at Washington	1-4	8-30	4-16	4-14	2-13	6-17	3-8	3	9	5.40
03-04	Long Beach State	13-10	14-40	6-24	8-16	8-22	6-18	4-9	11	3	5.37
03-06	Saint Marys	3-2	5-35	2-12	3-23	2-17	3-18	0-9	7	10	5.05
03-07	Saint Marys	9-12	16-42	7-14	9-28	10-25	6-17	4-9	9	9	5.39
03-08	Saint Marys	6-9	11-37	2-13	9-24	6-18	5-19	3-9	3	15	5.55
03-10	at Cal State Fullerton	2-3	8-31	1-4	7-27	4-16	4-15	4-9	5	8	5.38
03-13	Washington State	14-4	7-31	5-17	2-14	4-17	3-14	1-8	5	9	5.27
03-14	Washington State	2-7	6-31	2-19	4-12	4-17	2-14	3-9	9	8	5.37
03-15	Washington State	15-10	10-33	7-22	3-11	6-21	4-12	4-9	9	7	5.61
03-17	at USC	4-7	7-31	2-8	5-23	4-15	3-16	3-8	7	10	5.70
03-20	at San Jose State	2-3	9-37	1-8	8-29	3-12	6-25	3-11	10	9	5.54
03-21	vs. UCONN (N)	6-4	10-37	4-12	6-25	2-15	8-22	3-9	10	13	5.47
03-21	at San Jose State	8-9	13-37	3-8	10-29	8-24	5-13	4-10	12	9	5.57
03-22	vs. UCONN (N)	5-7	9-33	3-12	6-21	4-14	5-19	2-8	6	7	5.65
03-24	UC Irvine	8-4	12-38	4-11	8-27	5-18	7-20	3-9	9	9	5.59
<b>Totals</b>		<b>155-163</b>	<b>227-889</b>	<b>91-365</b>	<b>136-524</b>	<b>117-422</b>	<b>110-467</b>	<b>72-231</b>	<b>193</b>	<b>212</b>	<b>5.59</b>

# San Diego State Baseball 2025-2026 Season

(As of Mar 27, 2026)

## San Diego State Team Game-by-Game Summary

OPPONENT	DATE	SCORE		HITTING										FIELDING			PITCHING							
				R	H	AB	RBI	2B	3B	HR	XB	BB	K	PO	A	E	H	R	ER	BB	K	2B	3B	HR
LIU	02-13-26	12-11	W	12	14	34	10	2	0	0	2	11	8	27	6	2	14	11	10	4	15	1	0	3
LIU	02-14-26	12-5	W	12	13	38	11	4	2	1	7	3	7	27	7	1	5	5	5	3	17	1	0	1
LIU	02-15-26	6-5	W	6	7	31	6	2	0	3	5	2	4	27	7	0	6	5	2	4	14	2	0	0
at UC Irvine	02-18-26	2-5	L	2	6	32	2	0	1	0	1	2	11	24	4	0	10	5	5	1	12	0	2	0
BYU	02-20-26	3-0	W	3	6	29	3	2	0	0	2	1	12	27	3	0	3	0	0	2	13	0	0	0
Utah	02-21-26	0-7	L	0	4	30	0	2	1	0	3	3	5	27	21	3	8	7	5	5	11	2	0	3
San Diego	02-22-26	4-15	L	4	8	34	4	1	0	1	2	2	6	27	12	0	9	15	15	10	9	2	0	1
at UCLA	02-24-26	4-3	W	4	10	37	4	1	0	3	4	1	9	27	7	0	3	3	3	3	8	1	0	0
at Washington	02-27-26	9-4	W	9	17	41	9	4	0	1	5	2	6	27	7	1	5	4	3	2	11	1	1	2
at Washington	02-28-26	3-2	W	3	5	31	3	2	1	1	4	3	12	27	7	0	4	2	2	3	11	2	0	0
at Washington	03-01-26	2-11	L	2	5	31	2	2	0	0	2	5	13	24	8	1	15	11	10	4	7	4	0	1
at Washington	03-02-26	1-4	L	1	5	32	1	3	0	0	3	1	11	24	3	1	8	4	3	2	11	3	0	1
Long Beach State	03-04-26	13-10	W	13	15	39	11	1	0	2	3	6	10	27	11	1	14	10	5	4	11	0	0	3
Saint Marys	03-06-26	3-2	W	3	8	32	3	1	0	1	2	0	7	27	6	4	5	2	1	4	10	1	0	0
Saint Marys	03-07-26	9-12	L	9	11	36	8	2	1	0	3	7	11	27	11	2	16	12	10	5	7	1	0	1
Saint Marys	03-08-26	6-9	L	6	8	34	6	1	0	0	1	8	8	27	3	1	11	9	8	4	9	1	1	2
at Cal State Fullerton	03-10-26	2-3	L	2	3	30	2	0	0	0	0	3	9	24	7	2	8	3	2	3	10	0	0	0
Washington State	03-13-26	14-4	W	14	14	35	14	2	0	1	3	4	6	24	6	1	7	4	3	5	9	2	2	0
Washington State	03-14-26	2-7	L	2	9	34	2	3	0	0	3	3	4	27	9	0	6	7	7	4	9	1	2	0
Washington State	03-15-26	15-10	W	15	19	39	14	2	0	1	3	5	7	27	12	0	10	10	10	7	8	5	0	0
at USC	03-17-26	4-7	L	4	8	33	4	1	0	0	1	5	8	24	6	0	7	7	7	4	7	2	1	1
at San Jose State	03-20-26	2-3	L	2	7	37	1	2	1	0	3	7	8	31	10	0	9	3	3	2	10	2	0	1
vs UCONN (N)	03-21-26	6-4	W	6	11	34	4	3	0	0	3	4	6	27	9	0	10	4	4	3	4	2	0	3
at San Jose State	03-21-26	8-9	L	8	12	38	6	3	0	0	3	7	3	28	13	1	13	9	8	8	5	3	1	0
vs UCONN (N)	03-22-26	5-7	L	5	10	35	5	1	0	1	2	4	2	24	5	0	9	7	7	5	11	1	0	3
UC Irvine	03-24-26	8-4	W	8	9	33	7	1	0	2	3	2	7	27	10	0	12	4	4	4	8	2	0	2
<b>Totals</b>				<b>155</b>	<b>244</b>	<b>889</b>	<b>142</b>	<b>48</b>	<b>7</b>	<b>18</b>	<b>73</b>	<b>101</b>	<b>200</b>	<b>686</b>	<b>210</b>	<b>21</b>	<b>227</b>	<b>163</b>	<b>142</b>	<b>105</b>	<b>257</b>	<b>42</b>	<b>10</b>	<b>28</b>
<b>Averages</b>				<b>6.0</b>	<b>244</b>	<b>889</b>	<b>142</b>	<b>1.8</b>	<b>0.3</b>	<b>0.7</b>	<b>2.8</b>	<b>3.9</b>	<b>7.7</b>	<b>26.4</b>	<b>8.1</b>	<b>0.8</b>	<b>8.7</b>	<b>6.3</b>	<b>5.5</b>	<b>4.0</b>	<b>9.9</b>	<b>1.6</b>	<b>0.4</b>	<b>1.1</b>
<b>Opponents</b>				<b>163</b>	<b>227</b>	<b>889</b>	<b>151</b>	<b>42</b>	<b>10</b>	<b>28</b>	<b>80</b>	<b>105</b>	<b>257</b>	<b>679</b>	<b>219</b>	<b>22</b>	<b>244</b>	<b>155</b>	<b>137</b>	<b>101</b>	<b>200</b>	<b>48</b>	<b>7</b>	<b>18</b>

# San Diego State Baseball 2025-2026 Season

(As of Mar 27, 2026)

## San Diego State Game-by-Game Comparison

OPPONENT	DATE	SCORE	W	HITTING										FIELDING			PITCHING							
				R	H	AB	RBI	2B	3B	HR	XB	BB	K	PO	A	E	H	R	ER	BB	K	2B	3B	HR
LIU	02-13-26	12-11	W	12/11	14/14	34/38	10/11	2/1	0/0	0/3	2/4	11/4	8/15	27/24	6/6	2/0	14/14	11/12	10/12	4/11	15/8	1/2	0/0	3/0
LIU	02-14-26	12-5	W	12/5	13/5	38/32	11/4	4/1	2/0	1/1	7/2	3/3	7/17	27/24	7/3	1/2	5/13	5/12	5/11	3/3	17/7	1/4	0/2	1/1
LIU	02-15-26	6-5	W	6/5	7/6	31/33	6/4	2/2	0/0	3/0	5/2	2/4	4/14	27/24	7/8	0/1	6/7	5/6	2/5	4/2	14/4	2/2	0/0	0/3
at UC Irvine	02-18-26	2-5	L	2/5	6/10	32/33	2/4	0/0	1/2	0/0	1/2	2/1	11/12	24/27	4/7	0/0	10/6	5/2	5/2	1/2	12/11	0/0	2/1	0/0
BYU	02-20-26	3-0	W	3/0	6/3	29/29	3/0	2/0	0/0	0/0	2/0	1/2	12/13	27/24	3/7	0/0	3/6	0/3	0/3	2/1	13/12	0/2	0/0	0/0
Utah	02-21-26	0-7	L	0/7	4/8	30/34	0/6	2/2	1/0	0/3	3/5	3/5	5/11	27/27	21/9	3/0	8/4	7/0	5/0	5/3	11/5	2/2	0/1	3/0
San Diego	02-22-26	4-15	L	4/15	8/9	34/35	4/14	1/2	0/0	1/1	2/3	2/10	6/9	27/27	12/9	0/0	9/8	15/4	15/4	10/2	9/6	2/1	0/0	1/1
at UCLA	02-24-26	4-3	W	4/3	10/3	37/29	4/3	1/1	0/0	3/0	4/1	1/3	9/8	27/27	7/8	0/2	3/10	3/4	3/3	3/1	8/9	1/1	0/0	0/3
at Washington	02-27-26	9-4	W	9/4	17/5	41/33	9/3	4/1	0/1	1/2	5/4	2/2	6/11	27/27	7/13	1/1	5/17	4/9	3/8	2/2	11/6	1/4	1/0	2/1
at Washington	02-28-26	3-2	W	3/2	5/4	31/31	3/2	2/2	1/0	1/0	4/2	3/3	12/11	27/27	7/8	0/0	4/5	2/3	2/3	3/3	11/12	2/2	0/1	0/1
at Washington	03-01-26	2-11	L	2/11	5/15	31/39	2/11	2/4	0/0	0/1	2/5	5/4	13/7	24/27	8/6	1/0	15/5	11/2	10/2	4/5	7/13	4/2	0/0	1/0
at Washington	03-02-26	1-4	L	1/4	5/8	32/30	1/3	3/3	0/0	0/1	3/4	1/2	11/11	24/27	3/10	1/1	8/5	4/1	3/1	2/1	11/11	3/3	0/0	1/0
Long Beach State	03-04-26	13-10	W	13/10	15/14	39/40	11/10	1/0	0/0	2/3	3/3	6/4	10/11	27/24	11/6	1/1	14/15	10/13	5/11	4/6	11/10	0/1	0/0	3/2
Saint Marys	03-06-26	3-2	W	3/2	8/5	32/35	3/1	1/1	0/0	1/0	2/1	0/4	7/10	27/24	6/7	4/1	5/8	2/3	1/2	4/0	10/7	1/1	0/0	0/1
Saint Marys	03-07-26	9-12	L	9/12	11/16	36/42	8/12	2/1	1/0	0/1	3/2	7/5	11/7	27/27	11/8	2/1	16/11	12/9	10/8	5/7	7/11	1/2	0/1	1/0
Saint Marys	03-08-26	6-9	L	6/9	8/11	34/37	6/9	1/1	0/1	0/2	1/4	8/4	8/9	27/27	3/3	1/0	11/8	9/6	8/6	4/8	9/8	1/1	1/0	2/0
at Cal State Fullerton	03-10-26	2-3	L	2/3	3/8	30/31	2/1	0/0	0/0	0/0	0/0	3/3	9/10	24/27	7/8	2/1	8/3	3/2	2/2	3/3	10/9	0/0	0/0	0/0
Washington State	03-13-26	14-4	W	14/4	14/7	35/31	14/4	2/2	0/2	1/0	3/4	4/5	6/9	24/22	6/7	1/4	7/14	4/14	3/10	5/4	9/6	2/2	2/0	0/1
Washington State	03-14-26	2-7	L	2/7	9/6	34/31	2/7	3/1	0/2	0/0	3/3	3/4	4/9	27/27	9/11	0/0	6/9	7/2	7/2	4/3	9/4	1/3	2/0	0/0
Washington State	03-15-26	15-10	W	15/10	19/10	39/33	14/8	2/5	0/0	1/0	3/5	5/7	7/8	27/24	12/16	0/1	10/19	10/15	10/15	7/5	8/7	5/2	0/0	0/1
at USC	03-17-26	4-7	L	4/7	8/7	33/31	4/7	1/2	0/1	0/1	1/4	5/4	8/7	24/27	6/7	0/0	7/8	7/4	7/4	4/5	7/8	2/1	1/0	1/0
at San Jose State	03-20-26	2-3	L	2/3	7/9	37/37	1/3	2/2	1/0	0/1	3/3	7/2	8/10	31/33	10/8	0/0	9/7	3/2	3/2	2/7	10/8	2/2	0/1	1/0
vs UCONN (N)	03-21-26	6-4	W	6/4	11/10	34/37	4/4	3/2	0/0	0/3	3/5	4/3	6/4	27/24	9/9	0/4	10/11	4/6	4/2	3/4	4/6	2/3	0/0	3/0
at San Jose State	03-21-26	8-9	L	8/9	12/13	38/37	6/9	3/3	0/1	0/0	3/4	7/8	3/5	28/30	13/12	1/0	13/12	9/8	8/8	8/7	5/3	3/3	1/0	0/0
vs UCONN (N)	03-22-26	5-7	L	5/7	10/9	35/33	5/7	1/1	0/0	1/3	2/4	4/5	2/11	24/27	5/14	0/1	9/10	7/5	7/5	5/4	11/2	1/1	0/0	3/1
UC Irvine	03-24-26	8-4	W	8/4	9/12	33/38	7/4	1/2	0/0	2/2	3/4	2/4	7/8	27/24	10/9	0/1	12/9	4/8	4/6	4/2	8/7	2/1	0/0	2/2
<b>Totals</b>				<b>155</b>	<b>244</b>	<b>889</b>	<b>142</b>	<b>48</b>	<b>7</b>	<b>18</b>	<b>73</b>	<b>101</b>	<b>200</b>	<b>686</b>	<b>210</b>	<b>21</b>	<b>227</b>	<b>163</b>	<b>142</b>	<b>105</b>	<b>257</b>	<b>42</b>	<b>10</b>	<b>28</b>
<b>Opponents</b>				<b>163</b>	<b>227</b>	<b>889</b>	<b>151</b>	<b>42</b>	<b>10</b>	<b>28</b>	<b>80</b>	<b>105</b>	<b>257</b>	<b>679</b>	<b>219</b>	<b>22</b>	<b>244</b>	<b>155</b>	<b>137</b>	<b>101</b>	<b>200</b>	<b>48</b>	<b>7</b>	<b>18</b>

Game totals are displayed in the format TEAM/OPPONENT for each category

**San Diego State Baseball 2025-2026 Season**

(As of Mar 27, 2026)

**San Diego State Game-By-Game Individual Stats**

**#1 SANTANA, Dawson**

**Hitting**

OPPONENT	DATE	GS	POS	SPOT	AVG	OBP	SLG	AB	PA	R	H	2B	3B	HR	RBI	XB	TB	BB	K	SF	SH	LOB	SB-ATT	PO	A	E
LIU	02-13-26	*	2b	1	.500	.500	.500	4	6	2	2	0	0	0	3	0	2	0	1	1	0	2	0-0	0	3	1
LIU	02-14-26	*	2b	1	.444	.455	.667	5	5	2	2	0	1	0	2	1	4	0	1	0	0	0	1-1	1	2	0
LIU	02-15-26	*	2b	1	.417	.467	.833	3	4	2	1	0	0	1	1	1	4	1	0	0	0	0	0-0	0	2	0
at UC Irvine	02-18-26	*	2B	1	.313	.368	.625	4	4	0	0	0	0	0	1	0	0	0	1	0	0	2	0-0	1	1	0
BYU	02-20-26	*	2b	1	.300	.348	.550	4	4	1	1	0	0	0	0	0	1	0	1	0	0	1	0-0	1	0	0
Utah	02-21-26	*	2b	1	.261	.308	.478	3	4	0	0	0	0	0	0	0	0	0	0	0	1	0	0-0	2	3	0
San Diego	02-22-26	*	2b	5	.250	.296	.458	1	1	0	0	0	0	0	0	0	0	0	0	0	0	0	0-0	1	0	0
at UCLA	02-24-26	*	2B	7	.214	.258	.393	4	4	0	0	0	0	0	0	0	0	0	1	0	0	4	0-0	3	3	0
at Washington	02-27-26	*	2B	7	.226	.306	.387	3	5	2	1	0	0	0	0	0	1	0	0	0	0	0	0-0	1	4	0
at Washington	02-28-26	*	2b	7	.212	.325	.364	2	4	1	0	0	0	0	0	0	0	1	0	0	0	1	0-0	1	3	0
at Washington	03-01-26	*	2b	6	.222	.341	.361	3	4	0	1	0	0	0	0	0	1	1	0	0	0	0	0-0	3	0	0
at Washington	03-02-26	*	2b	5	.211	.354	.342	2	4	1	0	0	0	0	0	0	0	1	0	0	0	0	0-0	1	0	0
Long Beach State	03-04-26	*	2b	6	.190	.340	.310	4	5	1	0	0	0	0	0	0	0	1	2	0	0	0	0-0	1	5	0
Saint Marys	03-06-26	*	2b	6	.174	.316	.283	4	4	0	0	0	0	0	0	0	0	0	1	0	0	2	0-0	1	3	0
Saint Marys	03-07-26	*	2b	7	.208	.371	.313	2	5	1	2	0	0	0	2	2	2	0	0	0	0	0	1-1	4	2	1
Saint Marys	03-08-26	*	2b	6	.212	.373	.308	4	5	1	1	0	0	0	0	0	1	0	1	0	0	5	0-0	1	2	0
at Cal State Fullerton	03-10-26	*	2B	6	.200	.366	.291	3	4	0	0	0	0	0	1	0	0	1	0	0	0	0	0-0	2	2	0
Washington State	03-13-26	*	2b	7	.220	.373	.322	4	5	1	2	1	0	0	2	1	3	0	0	0	1	1	0-0	1	0	0
Washington State	03-14-26	*	2b	7	.226	.380	.323	3	4	1	1	0	0	0	0	0	1	1	0	0	0	0	0-0	3	5	0
Washington State	03-15-26	*	2b	7	.227	.381	.318	4	5	2	1	0	0	0	2	0	1	1	0	0	0	1	0-1	1	5	0
at USC	03-17-26	*	2B	8	.232	.386	.319	3	4	0	1	0	0	0	0	0	1	1	0	0	0	0	1-1	1	0	0
at San Jose State	03-20-26	*	2B	7	.219	.376	.301	4	5	1	0	0	0	0	0	0	0	1	2	0	0	1	0-0	2	2	0
vs UCONN (N)	03-21-26	*	2B	7	.216	.381	.297	1	4	0	0	0	0	0	1	0	0	2	0	1	0	0	0-0	2	3	0
at San Jose State	03-21-26	*	SS/2B	5	.221	.392	.299	3	5	2	1	0	0	0	1	0	1	2	0	0	0	2	1-1	1	3	0
vs UCONN (N)	03-22-26	*	2B	7	.222	.387	.296	4	4	0	1	0	0	0	0	0	1	0	1	0	0	2	0-0	2	1	0
UC Irvine	03-24-26	*	2b	8	.226	.385	.298	3	4	2	1	0	0	0	1	0	1	0	0	0	1	0	0-0	1	3	0
<b>Totals</b>	<b>GP:26</b>	<b>GS:26</b>			<b>.226</b>	<b>.385</b>	<b>.298</b>	<b>84</b>	<b>112</b>	<b>23</b>	<b>19</b>	<b>1</b>	<b>1</b>	<b>1</b>	<b>17</b>	<b>3</b>	<b>25</b>	<b>16</b>	<b>12</b>	<b>2</b>	<b>3</b>	<b>24</b>	<b>4-5</b>	<b>38</b>	<b>57</b>	<b>2</b>
<b>Per Game</b>								<b>3.2</b>	<b>4.3</b>	<b>0.9</b>	<b>0.7</b>	<b>0.0</b>	<b>0.0</b>	<b>0.0</b>	<b>0.7</b>	<b>0.1</b>	<b>1.0</b>	<b>0.6</b>	<b>0.5</b>	<b>0.1</b>	<b>0.1</b>	<b>0.9</b>	<b>.2-.2</b>	<b>1.5</b>	<b>2.2</b>	<b>0.1</b>

**Hitting by lineup spot**

SPOT	GP-S	AVG	OBP	SLG	AB	PA	R	H	2B	3B	HR	RBI	XB	TB	BB	K	SF	SH	GDP	LOB	SB-ATT
1	6-6	.261	.296	.478	23	27	7	6	0	1	1	7	2	11	1	4	1	1	0	5	1-1
5	3-3	.167	.500	.167	6	10	3	1	0	0	0	1	0	1	3	0	0	0	0	2	1-1
6	5-5	.111	.273	.111	18	22	2	2	0	0	0	1	0	2	3	4	0	0	1	7	0-0
7	10-10	.258	.444	.290	31	45	9	8	1	0	0	7	1	9	8	4	1	1	0	10	1-2
8	2-2	.333	.375	.333	6	8	2	2	0	0	0	1	0	2	1	0	0	1	0	0	1-1

**San Diego State Baseball 2025-2026 Season**

(As of Mar 27, 2026)

**San Diego State Game-By-Game Individual Stats**

**#2 MAGPOC, Adam**

**Hitting**

OPPONENT	DATE	GS	POS	SPOT	AVG	OBP	SLG	AB	PA	R	H	2B	3B	HR	RBI	XB	TB	BB	K	SF	SH	LOB	SB-ATT	PO	A	E
LIU	02-13-26	*	If	3	1.000	.833	1.000	4	6	2	4	0	0	0	4	0	4	1	0	1	0	0	2-2	1	0	0
LIU	02-14-26	*	If	3	.667	.636	1.000	5	5	1	2	0	0	1	3	1	5	0	1	0	0	1	0-0	2	0	0
LIU	02-15-26	*	cf	3	.500	.467	.750	3	4	0	0	0	0	0	1	0	0	0	1	1	0	0	0-0	0	0	0
at UC Irvine	02-18-26	*	CF	3	.375	.368	.563	4	4	0	0	0	0	0	0	0	0	0	1	0	0	0	0-0	2	0	0
San Diego	02-22-26	*	If	3	.350	.348	.500	4	4	1	1	0	0	0	0	0	1	0	0	0	0	0	1-1	3	0	0
at UCLA	02-24-26	*	LF	3	.320	.321	.440	5	5	0	1	0	0	0	0	0	1	0	2	0	0	2	0-0	2	0	0
at Washington	02-27-26	*	If	3	.333	.333	.467	5	5	0	2	1	0	0	1	1	3	0	2	0	0	2	0-1	1	0	0
at Washington	02-28-26	*	If	3	.324	.324	.441	4	4	0	1	0	0	0	0	0	1	0	2	0	0	0	0-1	2	0	0
at Washington	03-01-26	*	If	3	.316	.317	.447	4	4	0	1	1	0	0	2	1	2	0	0	0	0	0	0-0	2	0	0
at Washington	03-02-26	*	If	3	.333	.333	.452	4	4	0	2	0	0	0	0	0	2	0	0	0	0	1	0-0	1	0	0
Long Beach State	03-04-26	*	If	1	.319	.320	.426	5	5	1	1	0	0	0	0	0	1	0	3	0	0	0	1-1	1	0	0
Saint Marys	03-06-26	*	If	1	.294	.296	.392	4	4	0	0	0	0	0	0	0	0	0	1	0	0	0	0-0	1	0	1
Saint Marys	03-07-26	*	If	1	.268	.271	.357	5	5	0	0	0	0	0	0	0	0	0	3	0	0	1	0-0	1	0	0
Saint Marys	03-08-26	*	If	9	.267	.281	.350	4	5	1	1	0	0	0	1	0	1	0	2	0	0	2	2-2	4	0	0
at Cal State Fullerton	03-10-26	*	LF	9	.254	.269	.333	3	3	0	0	0	0	0	0	0	0	0	1	0	0	1	0-0	0	0	0
Washington State	03-13-26	*	If	6	.269	.292	.343	4	5	4	2	0	0	0	1	0	2	1	0	0	0	0	0-0	1	0	0
Washington State	03-14-26	*	If	6	.268	.289	.338	4	4	0	1	0	0	0	0	0	1	0	1	0	0	3	0-1	1	0	0
Washington State	03-15-26	*	If	5	.289	.309	.355	5	5	1	3	0	0	0	1	0	3	0	1	0	0	0	1-1	3	0	0
at USC	03-17-26	*	LF	5	.275	.291	.338	4	5	0	0	0	0	0	2	0	0	0	1	1	0	3	0-0	3	0	0
at San Jose State	03-20-26	*	LF	5	.282	.297	.341	5	5	0	2	0	0	0	0	0	2	0	0	0	0	4	1-1	1	0	0
vs UCONN (N)	03-21-26	*	LF	5	.267	.281	.322	5	5	0	0	0	0	0	0	0	0	0	1	0	0	6	0-0	1	0	0
at San Jose State	03-21-26	*	LF/3B	1	.277	.304	.340	4	6	1	2	1	0	0	0	1	3	2	0	0	0	0	0-0	1	0	0
vs UCONN (N)	03-22-26	*	LF	6	.278	.311	.340	3	4	1	1	0	0	0	2	0	1	1	0	0	0	0	1-1	1	0	0
UC Irvine	03-24-26	*	If	5	.267	.300	.327	4	4	0	0	0	0	0	0	0	0	0	3	0	0	1	0-0	3	0	0
<b>Totals</b>	<b>GP:24</b>	<b>GS:24</b>			<b>.267</b>	<b>.300</b>	<b>.327</b>	<b>101</b>	<b>110</b>	<b>13</b>	<b>27</b>	<b>3</b>	<b>0</b>	<b>1</b>	<b>18</b>	<b>4</b>	<b>33</b>	<b>5</b>	<b>26</b>	<b>3</b>	<b>0</b>	<b>27</b>	<b>9-12</b>	<b>38</b>	<b>0</b>	<b>1</b>
<b>Per Game</b>								<b>4.2</b>	<b>4.6</b>	<b>0.5</b>	<b>1.1</b>	<b>0.1</b>	<b>0.0</b>	<b>0.0</b>	<b>0.8</b>	<b>0.2</b>	<b>1.4</b>	<b>0.2</b>	<b>1.1</b>	<b>0.1</b>	<b>0.0</b>	<b>1.1</b>	<b>.4-.5</b>	<b>1.6</b>	<b>0.0</b>	<b>0.0</b>

**Hitting by lineup spot**

SPOT	GP-S	AVG	OBP	SLG	AB	PA	R	H	2B	3B	HR	RBI	XB	TB	BB	K	SF	SH	GDP	LOB	SB-ATT
1	4-4	.167	.250	.222	18	20	2	3	1	0	0	0	1	4	2	7	0	0	1	1	1-1
3	10-10	.333	.333	.452	42	45	4	14	2	0	1	11	3	19	1	9	2	0	1	6	3-5
5	5-5	.217	.208	.217	23	24	1	5	0	0	0	3	0	5	0	6	1	0	0	14	2-2
6	3-3	.364	.462	.364	11	13	5	4	0	0	0	3	0	4	2	1	0	0	0	3	1-2
9	2-2	.143	.250	.143	7	8	1	1	0	0	0	1	0	1	0	3	0	0	0	3	2-2

**San Diego State Baseball 2025-2026 Season**

(As of Mar 27, 2026)

**San Diego State Game-By-Game Individual Stats**

**#3 JACKSON, Jake**

**Hitting**

OPPONENT	DATE	GS	POS	SPOT	AVG	OBP	SLG	AB	PA	R	H	2B	3B	HR	RBI	XB	TB	BB	K	SF	SH	LOB	SB-ATT	PO	A	E
LIU	02-13-26	*	cf	4	.400	.500	.400	5	6	0	2	0	0	0	0	0	2	1	2	0	0	2	0-0	3	0	0
at UC Irvine	02-18-26		LF	3	.400	.500	.400															-	0	0	0	
BYU	02-20-26	*	cf	4	.500	.556	.625	3	3	0	2	1	0	0	3	1	3	0	1	0	0	0	0-1	3	0	0
Utah	02-21-26	*	cf	4	.364	.462	.455	3	4	0	0	0	0	0	0	0	0	1	1	0	0	0	0-0	2	0	0
San Diego	02-22-26	*	cf	4	.286	.353	.357	3	4	0	0	0	0	0	1	0	0	0	0	1	0	1	0-0	2	0	0
at UCLA	02-24-26	*	CF	4	.222	.286	.278	4	4	0	0	0	0	0	0	0	0	0	1	0	0	1	0-0	2	0	0
at Washington	02-27-26	*	cf	4	.304	.346	.391	5	5	1	3	1	0	0	1	1	4	0	0	0	0	1	0-1	1	0	0
at Washington	02-28-26	*	cf	4	.296	.333	.481	4	4	1	1	0	0	1	1	1	4	0	3	0	0	0	0-0	1	0	0
at Washington	03-01-26	*	cf	4	.267	.324	.433	3	4	0	0	0	0	0	0	0	0	1	1	0	0	1	0-0	3	0	0
at Washington	03-02-26	*	cf	6	.235	.289	.382	4	4	0	0	0	0	0	0	0	0	0	2	0	0	1	0-0	4	0	0
Long Beach State	03-04-26	*	cf	7	.282	.326	.513	5	5	2	3	1	0	1	4	2	7	0	1	0	0	0	0-0	1	0	0
Saint Marys	03-06-26	*	cf	7	.262	.304	.476	3	3	0	0	0	0	0	0	0	0	0	1	0	0	2	0-0	4	0	0
Saint Marys	03-07-26	*	cf	6	.283	.333	.522	4	5	1	2	0	1	0	0	1	4	1	2	0	0	1	0-0	4	0	0
Saint Marys	03-08-26	*	cf	5	.280	.339	.500	4	5	0	1	0	0	0	1	0	1	1	0	0	0	3	0-0	6	0	0
at Cal State Fullerton	03-10-26	*	CF	5	.283	.350	.491	3	4	0	1	0	0	0	0	0	1	0	1	0	0	2	1-1	4	0	0
Washington State	03-13-26	*	cf	5	.293	.354	.483	5	5	2	2	0	0	0	0	0	2	0	1	0	0	2	0-0	5	0	0
Washington State	03-14-26	*	cf	5	.288	.358	.475	1	2	0	0	0	0	0	0	0	0	1	1	0	0	0	0-0	1	0	0
at USC	03-17-26	*	CF	7	.286	.352	.460	4	4	0	1	0	0	0	0	0	1	0	1	0	0	0	0-0	4	0	0
at San Jose State	03-20-26	*	CF	6	.294	.355	.471	5	5	0	2	1	0	0	0	1	3	0	1	0	0	1	0-0	3	0	0
vs UCONN (N)	03-21-26	*	CF	6	.306	.363	.472	4	4	0	2	0	0	0	0	0	2	0	1	0	0	0	0-0	6	0	0
at San Jose State	03-21-26	*	CF	4	.325	.384	.494	5	6	2	3	1	0	0	2	1	4	0	0	0	0	1	0-0	5	0	0
vs UCONN (N)	03-22-26	*	CF	4	.333	.396	.531	4	5	2	2	0	0	1	1	1	5	1	0	0	0	0	0-0	2	0	0
UC Irvine	03-24-26	*	cf	4	.321	.389	.512	3	4	0	0	0	0	0	0	0	0	1	0	0	0	0	1-1	3	0	0
<b>Totals</b>	<b>GP:23</b>	<b>GS:22</b>			<b>.321</b>	<b>.389</b>	<b>.512</b>	<b>84</b>	<b>95</b>	<b>11</b>	<b>27</b>	<b>5</b>	<b>1</b>	<b>3</b>	<b>14</b>	<b>9</b>	<b>43</b>	<b>8</b>	<b>21</b>	<b>1</b>	<b>0</b>	<b>19</b>	<b>2-4</b>	<b>69</b>	<b>0</b>	<b>0</b>
<b>Per Game</b>								<b>3.7</b>	<b>4.1</b>	<b>0.5</b>	<b>1.2</b>	<b>0.2</b>	<b>0.0</b>	<b>0.1</b>	<b>0.6</b>	<b>0.4</b>	<b>1.9</b>	<b>0.3</b>	<b>0.9</b>	<b>0.0</b>	<b>0.0</b>	<b>0.8</b>	<b>.1-.2</b>	<b>3.0</b>	<b>0.0</b>	<b>0.0</b>

**Hitting by lineup spot**

SPOT	GP-S	AVG	OBP	SLG	AB	PA	R	H	2B	3B	HR	RBI	XB	TB	BB	K	SF	SH	GDP	LOB	SB-ATT
3	1-0	.000	.000	.000	0	0	0	0	0	0	0	0	0	0	0	0	0	0	0	0	0-0
4	11-11	.310	.388	.524	42	49	6	13	3	0	2	9	5	22	5	9	1	0	2	7	1-3
5	4-4	.308	.438	.308	13	16	2	4	0	0	0	1	0	4	2	3	0	0	0	7	1-1
6	4-4	.353	.389	.529	17	18	1	6	1	1	0	2	9	1	6	0	0	0	0	3	0-0
7	3-3	.333	.333	.667	12	12	2	4	1	0	1	4	2	8	0	3	0	0	0	2	0-0

**San Diego State Baseball 2025-2026 Season**

(As of Mar 27, 2026)

**San Diego State Game-By-Game Individual Stats**

**#5 LOPEZ, Nate**

**Hitting**

OPPONENT	DATE	GS	POS	SPOT	AVG	OBP	SLG	AB	PA	R	H	2B	3B	HR	RBI	XB	TB	BB	K	SF	SH	LOB	SB-ATT	PO	A	E
LIU	02-14-26	*	dh	7	.500	.500	.500	4	4	2	2	0	0	0	0	0	2	0	0	0	0	0	0-0	0	0	0
LIU	02-15-26	*	3b	6	.286	.375	.286	3	4	0	0	0	0	0	0	0	0	1	0	0	0	0	0-0	0	3	0
at UC Irvine	02-18-26		PH/DH	7	.250	.333	.250	1	1	0	0	0	0	0	0	0	0	0	1	0	0	0	0-0	0	0	0
San Diego	02-22-26	*	3b	7	.273	.385	.273	3	4	0	1	0	0	0	0	0	1	0	0	0	0	0	0-0	0	1	0
at Washington	03-02-26	*	3b	8	.214	.313	.214	3	3	0	0	0	0	0	0	0	0	0	1	0	0	2	0-0	0	1	0
Washington State	03-13-26		3b	5	.214	.313	.214																-	1	1	0
at San Jose State	03-21-26	*	3B	7	.176	.300	.176	3	4	0	0	0	0	0	0	0	0	0	1	0	0	0	0-0	0	2	0
<b>Totals</b>	<b>GP:7</b>	<b>GS:5</b>			<b>.176</b>	<b>.300</b>	<b>.176</b>	<b>17</b>	<b>20</b>	<b>2</b>	<b>3</b>	<b>0</b>	<b>0</b>	<b>0</b>	<b>0</b>	<b>0</b>	<b>3</b>	<b>1</b>	<b>3</b>	<b>0</b>	<b>0</b>	<b>2</b>	<b>0-0</b>	<b>1</b>	<b>8</b>	<b>0</b>
<b>Per Game</b>								<b>2.4</b>	<b>2.9</b>	<b>0.3</b>	<b>0.4</b>	<b>0.0</b>	<b>0.0</b>	<b>0.0</b>	<b>0.0</b>	<b>0.0</b>	<b>0.4</b>	<b>0.1</b>	<b>0.4</b>	<b>0.0</b>	<b>0.0</b>	<b>0.3</b>	<b>.0-0</b>	<b>0.1</b>	<b>1.1</b>	<b>0.0</b>

**Hitting by lineup spot**

SPOT	GP-S	AVG	OBP	SLG	AB	PA	R	H	2B	3B	HR	RBI	XB	TB	BB	K	SF	SH	GDP	LOB	SB-ATT
5	1-0	0	0	0	0	0	0	0	0	0	0	0	0	0	0	0	0	0	0	0	0-0
6	1-1	.000	.250	.000	3	4	0	0	0	0	0	0	0	0	1	0	0	0	0	0	0-0
7	4-3	.273	.385	.273	11	13	2	3	0	0	0	0	0	3	0	2	0	0	0	0	0-0
8	1-1	.000	.000	.000	3	3	0	0	0	0	0	0	0	0	1	0	0	0	0	2	0-0

# San Diego State Baseball 2025-2026 Season

(As of Mar 27, 2026)

## San Diego State Game - By - Game Individual Stats

### #6 EMMERMAN, Marc

#### Hitting

OPPONENT	DATE	GS	POS	SPOT	AVG	OBP	SLG	AB	PA	R	H	2B	3B	HR	RBI	XB	TB	BB	K	SF	SH	LOB	SB-ATT	PO	A	E
at UC Irvine	02-18-26	*	DH	7	.000	.000	.000	2	2	0	0	0	0	0	0	0	0	0	2	0	0	1	0-0	0	0	0
San Diego	02-22-26		2b	8	.200	.200	.200	3	3	0	1	0	0	0	0	0	1	0	0	0	0	2	0-0	1	6	0
at San Jose State	03-21-26	*	2B	9	.125	.125	.125	3	3	0	0	0	0	0	0	0	0	1	0	0	0	0	0-0	3	3	0
<b>Totals</b>	<b>GP:3</b>		<b>GS:2</b>		<b>.125</b>	<b>.125</b>	<b>.125</b>	<b>8</b>	<b>8</b>	<b>0</b>	<b>1</b>	<b>0</b>	<b>0</b>	<b>0</b>	<b>0</b>	<b>0</b>	<b>1</b>	<b>0</b>	<b>3</b>	<b>0</b>	<b>0</b>	<b>3</b>	<b>0-0</b>	<b>4</b>	<b>9</b>	<b>0</b>
<b>Per Game</b>								<b>2.7</b>	<b>2.7</b>	<b>0.0</b>	<b>0.3</b>	<b>0.0</b>	<b>0.0</b>	<b>0.0</b>	<b>0.0</b>	<b>0.0</b>	<b>0.3</b>	<b>0.0</b>	<b>1.0</b>	<b>0.0</b>	<b>0.0</b>	<b>1.0</b>	<b>.0-0</b>	<b>1.3</b>	<b>3.0</b>	<b>0.0</b>

#### Hitting by lineup spot

SPOT	GP - S	AVG	OBP	SLG	AB	PA	R	H	2B	3B	HR	RBI	XB	TB	BB	K	SF	SH	GDP	LOB	SB - ATT
7	1 - 1	.000	.000	.000	2	2	0	0	0	0	0	0	0	0	0	2	0	0	0	1	0-0
8	1 - 0	.333	.333	.333	3	3	0	1	0	0	0	0	0	1	0	0	0	0	0	2	0-0
9	1 - 1	.000	.000	.000	3	3	0	0	0	0	0	0	0	0	1	0	0	0	0	0	0-0

**San Diego State Baseball 2025-2026 Season**

(As of Mar 27, 2026)

**San Diego State Game-By-Game Individual Stats**

**#7 ADAMS, Gage**

**Hitting**

OPPONENT	DATE	GS	POS	SPOT	AVG	OBP	SLG	AB	PA	R	H	2B	3B	HR	RBI	XB	TB	BB	K	SF	SH	LOB	SB-ATT	PO	A	E
LIU	02-15-26	*	c	9	.333	.333	1.333	3	3	1	1	0	0	1	1	1	4	0	1	0	0	0	0-0	14	1	0
San Diego	02-22-26	*	c	9	.500	.571	1.500	3	4	1	2	0	0	1	1	1	5	1	1	0	0	1	0-0	8	0	0
at Washington	03-01-26	*	c	8	.333	.455	1.000	3	4	0	0	0	0	0	0	0	1	1	2	0	0	0	0-0	7	0	0
at San Jose State	03-21-26	*	C	8	.333	.429	.833	3	3	0	1	0	0	0	0	0	1	0	1	0	0	1	0-0	4	0	0
<b>Totals</b>	<b>GP:4</b>	<b>GS:4</b>			<b>.333</b>	<b>.429</b>	<b>.833</b>	<b>12</b>	<b>14</b>	<b>2</b>	<b>4</b>	<b>0</b>	<b>0</b>	<b>2</b>	<b>2</b>	<b>2</b>	<b>10</b>	<b>2</b>	<b>5</b>	<b>0</b>	<b>0</b>	<b>2</b>	<b>0-0</b>	<b>33</b>	<b>1</b>	<b>0</b>
<b>Per Game</b>								<b>3.0</b>	<b>3.5</b>	<b>0.5</b>	<b>1.0</b>	<b>0.0</b>	<b>0.0</b>	<b>0.5</b>	<b>0.5</b>	<b>0.5</b>	<b>2.5</b>	<b>0.5</b>	<b>1.3</b>	<b>0.0</b>	<b>0.0</b>	<b>0.5</b>	<b>.0-.0</b>	<b>8.3</b>	<b>0.3</b>	<b>0.0</b>

**Hitting by lineup spot**

SPOT	GP-S	AVG	OBP	SLG	AB	PA	R	H	2B	3B	HR	RBI	XB	TB	BB	K	SF	SH	GDP	LOB	SB-ATT
8	2-2	.167	.286	.167	6	7	0	1	0	0	0	0	0	1	1	3	0	0	0	1	0-0
9	2-2	.500	.571	1.500	6	7	2	3	0	0	2	2	2	9	1	2	0	0	0	1	0-0

**San Diego State Baseball 2025-2026 Season**

(As of Mar 27, 2026)

**San Diego State Game - By - Game Individual Stats**

**#8 PETERSON, Tyce**

**Hitting**

OPPONENT	DATE	GS	POS	SPOT	AVG	OBP	SLG	AB	PA	R	H	2B	3B	HR	RBI	XB	TB	BB	K	SF	SH	LOB	SB-ATT	PO	A	E
LIU	02-13-26	*	3b	5	.333	.600	.333	3	5	0	1	0	0	0	1	0	1	2	1	0	0	3	0-0	0	1	0
LIU	02-14-26	*	3b	4	.429	.600	.714	4	5	1	2	2	0	0	1	2	4	1	1	0	0	1	1-1	0	1	0
LIU	02-15-26	*	dh	4	.364	.500	.818	4	4	1	1	0	0	1	2	1	4	0	2	0	0	1	0-0	0	0	0
at UC Irvine	02-18-26	*	3b	4	.333	.444	.667	4	4	1	1	0	0	0	0	0	1	0	1	0	0	0	0-0	1	1	0
BYU	02-20-26	*	3b	5	.278	.381	.556	3	3	0	0	0	0	0	0	0	0	2	0	0	0	1	0-0	2	1	0
Utah	02-21-26	*	3b	5	.273	.360	.545	4	4	0	1	1	0	0	0	1	2	0	1	0	0	2	0-0	0	11	0
San Diego	02-22-26	*	dh	6	.269	.345	.500	4	4	0	1	0	0	0	1	0	1	0	1	0	0	0	0-0	0	0	0
at UCLA	02-24-26	*	3B	5	.300	.364	.633	4	4	1	2	1	0	1	1	2	6	0	0	0	0	0	0-0	0	3	0
at Washington	02-27-26	*	3b	5	.324	.395	.647	4	5	2	2	1	0	0	0	1	3	0	1	0	0	1	0-0	0	1	0
at Washington	02-28-26	*	3b	5	.289	.357	.579	4	4	0	0	0	0	0	0	0	0	3	0	0	0	0	0-0	0	1	0
at Washington	03-01-26	*	3b	5	.293	.370	.561	3	4	0	1	0	0	0	0	0	1	1	1	0	0	2	0-0	0	1	1
at Washington	03-02-26	*	dh	4	.289	.360	.556	4	4	0	1	1	0	0	0	1	2	0	1	0	0	1	0-0	0	0	0
Long Beach State	03-04-26	*	3b	4	.292	.382	.542	3	5	3	1	0	0	0	0	0	1	2	1	0	0	2	0-0	0	2	1
Saint Marys	03-06-26	*	3b	4	.308	.390	.615	4	4	1	2	1	0	1	3	2	6	0	0	0	0	1	0-0	0	0	2
Saint Marys	03-07-26	*	3b	4	.286	.375	.571	4	5	2	0	0	0	0	0	0	1	3	0	0	0	1	0-0	1	2	1
Saint Marys	03-08-26	*	3b	3	.288	.377	.576	3	5	0	1	1	0	0	2	1	2	1	0	1	0	0	0-0	0	0	0
at Cal State Fullerton	03-10-26	*	3B	3	.274	.370	.548	3	4	1	0	0	0	0	0	0	0	1	2	0	0	0	0-0	0	1	1
Washington State	03-13-26	*	3b	3	.273	.372	.530	4	5	0	1	0	0	0	2	0	1	0	2	0	0	0	0-0	1	0	1
Washington State	03-14-26	*	3b	3	.286	.378	.543	4	4	0	2	1	0	0	0	1	3	0	0	0	0	0	0-0	1	0	0
Washington State	03-15-26	*	3b	3	.297	.391	.541	4	5	2	2	0	0	0	1	0	2	1	2	0	0	1	1-1	0	2	0
at USC	03-17-26	*	3B	3	.321	.413	.551	4	5	1	3	0	0	0	0	0	3	1	0	0	0	0	0-0	1	2	0
at San Jose State	03-20-26	*	3B	3	.325	.412	.566	5	5	1	2	0	1	0	0	1	4	0	3	0	0	1	0-0	1	1	0
vs UCONN (N)	03-21-26	*	3B	3	.333	.416	.586	4	5	1	2	2	0	0	1	2	4	0	1	0	1	0	0-0	0	1	0
at San Jose State	03-21-26	*	DH	3	.337	.411	.587	5	6	1	2	1	0	0	1	1	3	0	0	1	0	2	0-0	0	0	0
vs UCONN (N)	03-22-26	*	3B	3	.323	.402	.563	4	5	1	0	0	0	0	0	0	1	0	0	0	0	1	0-0	0	1	0
UC Irvine	03-24-26	*	3b	3	.320	.397	.550	4	4	0	1	0	0	0	0	0	1	0	0	0	0	0	0-0	1	4	0
<b>Totals</b>	<b>GP:26</b>	<b>GS:26</b>			<b>.320</b>	<b>.397</b>	<b>.550</b>	<b>100</b>	<b>117</b>	<b>20</b>	<b>32</b>	<b>12</b>	<b>1</b>	<b>3</b>	<b>16</b>	<b>16</b>	<b>55</b>	<b>12</b>	<b>29</b>	<b>2</b>	<b>1</b>	<b>21</b>	<b>2-2</b>	<b>9</b>	<b>37</b>	<b>7</b>
<b>Per Game</b>					<b>3.8</b>	<b>4.5</b>	<b>0.8</b>	<b>1.2</b>	<b>0.5</b>	<b>0.0</b>	<b>0.1</b>	<b>0.6</b>	<b>0.6</b>	<b>2.1</b>	<b>0.5</b>	<b>1.1</b>	<b>0.1</b>	<b>0.0</b>	<b>0.8</b>	<b>.1-1</b>	<b>0.3</b>	<b>1.4</b>	<b>0.3</b>			

**Hitting by lineup spot**

SPOT	GP - S	AVG	OBP	SLG	AB	PA	R	H	2B	3B	HR	RBI	XB	TB	BB	K	SF	SH	GDP	LOB	SB-ATT
3	11-11	.364	.415	.523	44	53	8	16	5	1	0	7	6	23	5	10	2	1	0	5	1-1
4	7-7	.296	.387	.667	27	31	9	8	4	0	2	6	6	18	4	9	0	0	0	7	1-1
5	7-7	.280	.379	.520	25	29	3	7	3	0	1	2	4	13	3	9	0	0	1	9	0-0
6	1-1	.250	.250	.250	4	4	0	1	0	0	0	1	0	1	0	1	0	0	0	0	0-0

**San Diego State Baseball 2025-2026 Season**

(As of Mar 27, 2026)

**San Diego State Game-By-Game Individual Stats**

**#9 RUTTER, Drew**

**Hitting**

OPPONENT	DATE	GS	POS	SPOT	AVG	OBP	SLG	AB	PA	R	H	2B	3B	HR	RBI	XB	TB	BB	K	SF	SH	LOB	SB-ATT	PO	A	E	
LIU	02-14-26	*	rf	6	.000	.000	.000	5	5	0	0	0	0	0	0	0	0	0	1	0	0	2	0-0	0	0	0	
LIU	02-15-26	*	rf/lf	7	.000	.000	.000	4	4	0	0	0	0	0	0	0	0	0	0	0	0	1	0-0	3	0	0	
at UC Irvine	02-18-26		PH/CF	9	.000	.000	.000	2	2	0	0	0	0	0	0	0	0	0	1	0	0	3	0-0	1	0	0	
BYU	02-20-26	*	lf	9	.000	.000	.000	3	3	0	0	0	0	0	0	0	0	0	2	0	0	0	0-0	2	0	0	
Utah	02-21-26	*	lf	9	.000	.059	.000	2	3	0	0	0	0	0	0	0	0	1	0	0	0	1	0-0	1	0	1	
San Diego	02-22-26		rf/lf	5	.000	.056	.000	1	1	0	0	0	0	0	0	0	0	0	1	0	0	0	0-0	0	0	0	
Saint Marys	03-06-26	*	rf	9	.000	.050	.000	2	3	0	0	0	0	0	0	0	0	0	1	0	1	0	0-0	2	0	0	
Saint Marys	03-07-26	*	rf	9	.042	.080	.042	5	5	0	1	0	0	0	0	0	0	1	0	1	0	0	6	0-0	3	0	0
Washington State	03-13-26		PR/cf	3	.042	.080	.042																-	0	0	0	
Washington State	03-14-26		cf	5	.038	.074	.038	2	2	0	0	0	0	0	0	0	0	0	0	0	0	0	0-0	1	0	0	
Washington State	03-15-26	*	cf	9	.133	.161	.167	4	5	1	3	1	0	0	3	1	4	0	1	0	1	0	0-0	1	0	0	
at San Jose State	03-20-26		PR	8	.133	.161	.167																-	0	0	0	
at San Jose State	03-21-26	*	RF/LF	6	.147	.194	.176	4	5	0	1	0	0	0	0	0	1	1	0	0	0	0	0-0	2	0	0	
<b>Totals</b>	<b>GP:13</b>		<b>GS:8</b>		<b>.147</b>	<b>.194</b>	<b>.176</b>	<b>34</b>	<b>38</b>	<b>1</b>	<b>5</b>	<b>1</b>	<b>0</b>	<b>0</b>	<b>3</b>	<b>1</b>	<b>6</b>	<b>2</b>	<b>8</b>	<b>0</b>	<b>2</b>	<b>13</b>	<b>0-0</b>	<b>16</b>	<b>0</b>	<b>1</b>	
<b>Per Game</b>								<b>2.6</b>	<b>2.9</b>	<b>0.1</b>	<b>0.4</b>	<b>0.1</b>	<b>0.0</b>	<b>0.0</b>	<b>0.2</b>	<b>0.1</b>	<b>0.5</b>	<b>0.2</b>	<b>0.6</b>	<b>0.0</b>	<b>0.2</b>	<b>1.0</b>	<b>0-0</b>	<b>1.2</b>	<b>0.0</b>	<b>0.1</b>	

**Hitting by lineup spot**

SPOT	GP-S	AVG	OBP	SLG	AB	PA	R	H	2B	3B	HR	RBI	XB	TB	BB	K	SF	SH	GDP	LOB	SB-ATT	
3	1-0	0	0	0	0	0	0	0	0	0	0	0	0	0	0	0	0	0	0	0	0	
5	2-0	.000	.000	.000	3	3	0	0	0	0	0	0	0	0	0	1	0	0	0	0	0-0	
6	2-2	.111	.200	.111	9	10	0	1	0	0	0	0	0	1	1	1	0	0	1	2	0-0	
7	1-1	.000	.000	.000	4	4	0	0	0	0	0	0	0	0	0	0	0	0	0	0	1	0-0
8	1-0	0	0	0	0	0	0	0	0	0	0	0	0	0	0	0	0	0	0	0	0-0	
9	6-5	.222	.238	.278	18	21	1	4	1	0	0	3	1	5	1	6	0	2	0	10	0-0	

**San Diego State Baseball 2025-2026 Season**

(As of Mar 27, 2026)

**San Diego State Game-By-Game Individual Stats**

**#12 TROSKY, Jabin**

**Hitting**

OPPONENT	DATE	GS	POS	SPOT	AVG	OBP	SLG	AB	PA	R	H	2B	3B	HR	RBI	XB	TB	BB	K	SF	SH	LOB	SB-ATT	PO	A	E
LIU	02-13-26	*	ss	9	.750	.800	1.250	4	5	3	3	2	0	0	1	2	5	0	0	0	0	0	1-1	2	1	0
LIU	02-14-26	*	ss	9	.500	.556	.750	4	4	1	1	0	0	0	0	0	1	0	1	0	0	0	0-0	0	3	0
LIU	02-15-26	*	ss	5	.500	.538	.750	4	4	1	2	1	0	0	0	1	3	0	0	0	0	0	0-0	1	1	0
at UC Irvine	02-18-26	*	SS	6	.533	.588	.733	3	4	0	2	0	0	0	0	0	2	0	0	0	0	0	0-0	0	0	0
BYU	02-20-26	*	ss	3	.474	.524	.632	4	4	1	1	0	0	0	0	0	1	0	1	0	0	1	0-0	2	1	0
Utah	02-21-26	*	ss	3	.435	.480	.652	4	4	0	1	0	1	0	0	1	3	0	0	0	0	1	0-0	1	3	1
San Diego	02-22-26	*	ss	2	.429	.467	.643	5	5	1	2	1	0	0	1	1	3	0	0	0	0	2	0-0	1	2	0
at UCLA	02-24-26	*	SS	2	.424	.457	.606	5	5	1	2	0	0	0	0	0	2	0	0	0	0	1	0-0	0	0	0
at Washington	02-27-26	*	ss	2	.432	.475	.595	4	5	2	2	0	0	0	0	0	2	1	1	0	0	0	2-2	0	1	0
at Washington	02-28-26	*	ss	2	.390	.432	.537	4	4	0	0	0	0	0	0	0	0	0	0	0	0	2	0-0	1	1	0
at Washington	03-01-26	*	ss	2	.364	.417	.500	3	4	0	0	0	0	0	0	0	1	2	0	0	0	0	0-0	2	5	0
at Washington	03-02-26	*	ss	2	.354	.404	.500	4	4	0	1	1	0	0	0	1	2	0	0	0	0	0	0-0	1	1	0
Long Beach State	03-04-26	*	ss	2	.377	.421	.509	5	5	1	3	0	0	0	1	0	3	0	1	0	0	3	0-0	1	1	0
Saint Marys	03-06-26	*	ss	2	.386	.426	.509	4	4	2	2	0	0	0	0	0	2	0	0	0	0	1	0-0	2	2	1
Saint Marys	03-07-26	*	ss	2	.383	.439	.500	3	5	2	1	0	0	0	0	0	1	2	0	0	0	0	0-0	0	4	0
Saint Marys	03-08-26	*	ss	1	.385	.437	.492	5	5	2	2	0	0	0	1	0	2	0	0	0	0	2	0-0	1	1	0
at Cal State Fullerton	03-10-26	*	SS	1	.368	.427	.471	3	4	1	0	0	0	0	0	0	0	1	0	0	0	0	0-0	0	2	0
Washington State	03-13-26	*	ss	1	.370	.425	.479	5	5	2	2	1	0	0	0	1	3	0	0	0	0	1	0-0	1	2	0
Washington State	03-14-26	*	ss	1	.372	.424	.500	5	5	0	2	2	0	0	1	2	4	0	0	0	0	0	0-0	2	2	0
Washington State	03-15-26	*	ss	1	.378	.433	.500	4	6	2	2	0	0	0	1	0	2	1	0	0	1	0	0-0	1	1	0
at USC	03-17-26	*	SS	1	.372	.432	.488	4	5	1	1	0	0	0	0	0	1	1	1	0	0	2	0-0	0	3	0
at San Jose State	03-20-26	*	SS	1	.363	.420	.484	5	6	0	1	1	0	0	0	1	2	0	0	0	1	3	1-1	2	4	0
vs UCONN (N)	03-21-26	*	SS	1	.358	.419	.474	4	5	2	1	0	0	0	0	0	1	1	0	0	0	2	0-0	0	4	0
at San Jose State	03-21-26		PH/SS	8	.354	.421	.469	1	2	0	0	0	0	0	1	0	0	1	0	0	0	2	0-0	1	0	0
vs UCONN (N)	03-22-26	*	SS	1	.337	.402	.446	5	5	0	0	0	0	0	0	0	0	0	0	0	0	2	0-0	0	2	0
UC Irvine	03-24-26	*	ss	1	.330	.393	.434	5	5	1	1	0	0	0	0	0	1	0	1	0	0	2	0-0	0	0	0
<b>Totals</b>	<b>GP:26</b>	<b>GS:25</b>			<b>.330</b>	<b>.393</b>	<b>.434</b>	<b>106</b>	<b>119</b>	<b>26</b>	<b>35</b>	<b>9</b>	<b>1</b>	<b>0</b>	<b>7</b>	<b>10</b>	<b>46</b>	<b>9</b>	<b>8</b>	<b>0</b>	<b>2</b>	<b>27</b>	<b>4-4</b>	<b>22</b>	<b>47</b>	<b>2</b>
<b>Per Game</b>								<b>4.1</b>	<b>4.6</b>	<b>1.0</b>	<b>1.3</b>	<b>0.3</b>	<b>0.0</b>	<b>0.0</b>	<b>0.3</b>	<b>0.4</b>	<b>1.8</b>	<b>0.3</b>	<b>0.3</b>	<b>0.0</b>	<b>0.1</b>	<b>1.0</b>	<b>.2-.2</b>	<b>0.8</b>	<b>1.8</b>	<b>0.1</b>

**Hitting by lineup spot**

SPOT	GP-S	AVG	OBP	SLG	AB	PA	R	H	2B	3B	HR	RBI	XB	TB	BB	K	SF	SH	GDP	LOB	SB-ATT
1	10-10	.267	.314	.356	45	51	11	12	4	0	0	3	4	16	4	2	0	2	1	14	1-1
2	9-9	.351	.415	.405	37	41	9	13	2	0	0	2	2	15	4	4	0	0	0	9	2-2
3	2-2	.250	.250	.500	8	8	1	2	0	1	0	0	1	4	0	1	0	0	0	2	0-0
5	1-1	.500	.500	.750	4	4	1	2	1	0	0	0	1	3	0	0	0	0	0	0	0-0
6	1-1	.667	.750	.667	3	4	0	2	0	0	0	0	0	2	0	0	0	0	0	0	0-0
8	1-0	.000	.500	.000	1	2	0	0	0	0	0	1	0	0	1	0	0	0	0	2	0-0
9	2-2	.500	.556	.750	8	9	4	4	2	0	0	1	2	6	0	1	0	0	0	0	1-1

**San Diego State Baseball 2025-2026 Season**

(As of Mar 27, 2026)

**San Diego State Game-By-Game Individual Stats**

**#17 FARRELL, Max**

**Hitting**

OPPONENT	DATE	GS	POS	SPOT	AVG	OBP	SLG	AB	PA	R	H	2B	3B	HR	RBI	XB	TB	BB	K	SF	SH	LOB	SB-ATT	PO	A	E
LIU	02-13-26	*	1b	2	.250	.500	.250	4	6	1	1	0	0	0	1	0	1	2	0	0	0	3	1-1	4	0	0
LIU	02-14-26	*	1b	2	.500	.636	.875	4	5	4	3	1	1	0	3	2	6	1	0	0	0	0	1-1	7	0	0
LIU	02-15-26	*	1b	2	.455	.600	.818	3	4	1	1	1	0	0	0	1	2	0	0	0	0	0	0-0	8	0	0
at UC Irvine	02-18-26	*	1B	2	.385	.579	.692	2	4	0	0	0	0	0	0	0	0	1	0	0	0	0	0-0	6	0	0
BYU	02-20-26	*	1b	2	.375	.565	.625	3	4	1	1	0	0	0	0	0	1	1	1	0	0	0	0-0	3	0	0
Utah	02-21-26	*	1b	2	.350	.519	.550	4	4	0	1	0	0	0	0	0	1	0	0	0	0	2	0-0	5	0	1
San Diego	02-22-26	*	1b/rf	1	.304	.500	.478	3	5	1	0	0	0	0	0	0	0	1	1	0	0	0	0-0	10	1	0
at UCLA	02-24-26	*	1B	1	.296	.486	.444	4	5	0	1	0	0	0	0	0	1	0	2	0	0	0	0-1	9	0	0
at Washington	02-27-26	*	1b	1	.281	.465	.406	5	6	0	1	0	0	0	0	0	1	1	1	0	0	2	0-0	8	1	0
at Washington	02-28-26	*	1b	1	.278	.447	.444	4	4	0	1	0	1	0	1	1	3	0	1	0	0	0	0-0	9	1	0
at Washington	03-01-26	*	1b	1	.300	.451	.475	4	4	2	2	1	0	0	0	1	3	0	1	0	0	0	0-0	6	1	0
at Washington	03-02-26	*	1b	1	.273	.418	.432	4	4	0	0	0	0	0	0	0	0	0	4	0	0	0	0-0	3	1	1
Long Beach State	03-04-26	*	1b	3	.286	.417	.429	5	5	2	2	0	0	0	0	0	2	0	0	0	0	1	0-0	9	1	0
Saint Marys	03-06-26	*	1b	3	.302	.422	.434	4	4	0	2	0	0	0	0	0	2	0	1	0	0	0	0-0	7	0	0
Saint Marys	03-07-26	*	1b	3	.298	.420	.421	4	5	1	1	0	0	0	0	0	1	1	0	0	0	0	0-0	8	0	0
Saint Marys	03-08-26	*	1b	2	.283	.419	.400	3	5	1	0	0	0	0	0	0	0	2	1	0	0	0	0-0	3	0	0
at Cal State Fullerton	03-10-26	*	1b	2	.270	.410	.381	3	4	0	0	0	0	0	0	0	0	0	2	0	0	0	0-0	6	0	0
Washington State	03-13-26	*	1b	2	.273	.398	.424	3	5	1	1	0	0	1	4	1	4	0	2	0	0	0	0-0	4	1	0
Washington State	03-14-26	*	1b	2	.254	.375	.394	5	5	0	0	0	0	0	0	0	0	1	0	0	0	4	0-0	6	0	0
Washington State	03-15-26	*	1b	2	.260	.372	.429	6	6	2	2	0	0	1	4	1	5	0	3	0	0	2	1-1	9	2	0
at USC	03-17-26	*	1B	2	.247	.364	.407	4	5	1	0	0	0	0	0	0	0	1	0	0	0	2	0-0	4	1	0
at San Jose State	03-20-26	*	1b	2	.235	.362	.388	4	6	0	0	0	0	0	0	0	0	2	2	0	0	1	1-1	10	0	0
vs UCONN (N)	03-21-26	*	1B	2	.236	.364	.382	4	5	1	1	0	0	0	0	0	1	1	0	0	0	0	1-1	8	0	0
at San Jose State	03-21-26	*	1B	2	.245	.371	.383	5	6	2	2	0	0	0	0	0	2	1	0	0	0	0	0-0	8	1	0
vs UCONN (N)	03-22-26	*	1B	5	.245	.367	.388	4	5	1	1	1	0	0	0	1	2	0	1	0	1	1	0-0	7	0	0
UC Irvine	03-24-26	*	1b	6	.257	.379	.396	3	4	1	2	0	0	0	0	0	2	1	0	0	0	0	2-2	11	0	0
<b>Totals</b>	<b>GP:26</b>	<b>GS:26</b>			<b>.257</b>	<b>.379</b>	<b>.396</b>	<b>101</b>	<b>125</b>	<b>23</b>	<b>26</b>	<b>4</b>	<b>2</b>	<b>2</b>	<b>13</b>	<b>8</b>	<b>40</b>	<b>16</b>	<b>22</b>	<b>2</b>	<b>1</b>	<b>18</b>	<b>7-8</b>	<b>178</b>	<b>11</b>	<b>2</b>
<b>Per Game</b>					<b>3.9</b>	<b>4.8</b>	<b>0.9</b>	<b>1.0</b>	<b>0.2</b>	<b>0.1</b>	<b>0.1</b>	<b>0.5</b>	<b>0.3</b>	<b>1.5</b>	<b>0.6</b>	<b>0.8</b>	<b>0.1</b>	<b>0.0</b>	<b>0.7</b>	<b>.3-.3</b>			<b>6.8</b>	<b>0.4</b>	<b>0.1</b>	

**Hitting by lineup spot**

SPOT	GP-S	AVG	OBP	SLG	AB	PA	R	H	2B	3B	HR	RBI	XB	TB	BB	K	SF	SH	GDP	LOB	SB-ATT
1	6-6	.208	.321	.333	24	28	3	5	1	1	0	1	2	8	2	10	0	0	0	2	0-1
2	15-15	.228	.378	.404	57	74	15	13	2	1	2	12	5	23	12	10	2	0	0	14	5-5
3	3-3	.385	.429	.385	13	14	3	5	0	0	0	0	0	5	1	1	0	0	0	1	0-0
5	1-1	.250	.200	.500	4	5	1	1	1	0	0	0	1	2	0	1	0	1	0	1	0-0
6	1-1	.667	.750	.667	3	4	1	2	0	0	0	0	0	2	1	0	0	0	0	0	2-2

**San Diego State Baseball 2025-2026 Season**

(As of Mar 27, 2026)

**San Diego State Game-By-Game Individual Stats**

**#20 MCKNIGHT, Bryce**

**Hitting**

OPPONENT	DATE	GS	POS	SPOT	AVG	OBP	SLG	AB	PA	R	H	2B	3B	HR	RBI	XB	TB	BB	K	SF	SH	LOB	SB-ATT	PO	A	E
at Cal State Fullerton	03-10-26	*	SP	10																			-	0	1	0
at USC	03-17-26	*	P	10																			-	0	0	0
at San Jose State	03-21-26		P	10																			-	0	0	0
<b>Totals</b>	<b>GP:8</b>	<b>GS:3</b>			<b>0</b>	<b>0</b>	<b>0</b>	<b>0</b>	<b>0</b>	<b>0</b>	<b>0</b>	<b>0</b>	<b>0</b>	<b>0</b>	<b>0</b>	<b>0</b>	<b>0</b>	<b>0</b>	<b>0</b>	<b>0</b>	<b>0</b>	<b>0</b>	<b>0</b>	<b>0</b>	<b>4</b>	<b>0</b>
<b>Per Game</b>																							<b>0-0</b>	<b>0.0</b>	<b>0.5</b>	<b>0.0</b>

**Hitting by lineup spot**

SPOT	GP-S	AVG	OBP	SLG	AB	PA	R	H	2B	3B	HR	RBI	XB	TB	BB	K	SF	SH	GDP	LOB	SB-ATT
------	------	-----	-----	-----	----	----	---	---	----	----	----	-----	----	----	----	---	----	----	-----	-----	--------

**Pitching**

OPPONENT	DATE	GS	W-L	CG	SV	ERA	IP	BF	H	R	ER	BB	K	2B	3B	HR	WP	HP	BK	SFA	SHA	GDP	FLY	GND	KL	TP	STK	INH S-R
LIU	02-13-26		W			9.00	3.0	14	4	3	3	1	2	0	0	1	0	0	0	1	0	1	3	3	2	48	33	0-1
Utah	02-21-26					8.53	3.1	17	3	4	3	4	4	1	0	1	0	0	1	0	1	0	0	4	1	65	37	0-0
at Washington	02-27-26				*	6.75	3.0	10	1	1	1	0	4	0	0	1	0	0	0	0	0	0	1	4	0	35	27	0-0
Long Beach State	03-04-26	*				7.30	3.0	19	8	8	3	1	4	0	0	2	1	1	0	0	0	0	1	3	1	77	47	0-0
at Cal State Fullerton	03-10-26	*				4.91	6.0	22	4	0	0	0	7	0	0	0	1	1	0	0	1	1	5	5	1	84	56	0-0
at USC	03-17-26	*				5.40	5.0	23	5	4	4	1	4	2	0	1	0	2	0	0	0	0	6	5	2	72	49	0-0
at San Jose State	03-21-26					4.85	2.2	11	2	0	0	2	2	0	0	0	0	0	0	0	0	1	2	3	0	40	20	1-1
UC Irvine	03-24-26		W			4.34	3.0	14	3	0	0	1	1	0	0	0	0	1	0	0	0	0	3	5	0	53	36	0-0
<b>Totals</b>	<b>App:8</b>	<b>GS:3</b>	<b>2-0</b>	<b>0</b>	<b>1</b>	<b>4.34</b>	<b>29.0</b>	<b>130</b>	<b>30</b>	<b>20</b>	<b>14</b>	<b>10</b>	<b>28</b>	<b>3</b>	<b>0</b>	<b>6</b>	<b>2</b>	<b>5</b>	<b>1</b>	<b>1</b>	<b>2</b>	<b>3</b>	<b>21</b>	<b>32</b>	<b>7</b>	<b>474</b>	<b>305</b>	<b>1-2</b>
<b>Averages</b>							<b>3.2</b>	<b>16.3</b>	<b>3.8</b>	<b>2.5</b>	<b>1.8</b>	<b>1.3</b>	<b>3.5</b>	<b>0.4</b>	<b>0.0</b>	<b>0.8</b>	<b>0.3</b>	<b>0.6</b>	<b>0.1</b>	<b>0.1</b>	<b>0.3</b>	<b>0.4</b>	<b>2.6</b>	<b>4.0</b>	<b>0.9</b>	<b>59</b>	<b>38</b>	<b>200%</b>

**San Diego State Baseball 2025-2026 Season**

(As of Mar 27, 2026)

**San Diego State Game-By-Game Individual Stats**

**#21 FROHN, Jake**

**Hitting**

OPPONENT	DATE	GS	POS	SPOT	AVG	OBP	SLG	AB	PA	R	H	2B	3B	HR	RBI	XB	TB	BB	K	SF	SH	LOB	SB-ATT	PO	A	E
at Cal State Fullerton	03-10-26		P	10																			-	0	0	0
at San Jose State	03-20-26		P	10																			-	0	0	0
<b>Totals</b>	<b>GP:7</b>	<b>GS:1</b>			<b>0</b>	<b>0</b>	<b>0</b>																<b>0-0</b>	<b>0</b>	<b>3</b>	<b>0</b>
<b>Per Game</b>																								<b>0.0</b>	<b>0.4</b>	<b>0.0</b>

**Hitting by lineup spot**

SPOT	GP-S	AVG	OBP	SLG	AB	PA	R	H	2B	3B	HR	RBI	XB	TB	BB	K	SF	SH	GDP	LOB	SB-ATT
------	------	-----	-----	-----	----	----	---	---	----	----	----	-----	----	----	----	---	----	----	-----	-----	--------

**Pitching**

OPPONENT	DATE	GS	W-L	CG	SV	ERA	IP	BF	H	R	ER	BB	K	2B	3B	HR	WP	HP	BK	SFA	SHA	GDP	FLY	GND	KL	TP	STK	INH	S-R
San Diego	02-22-26					0.00	2.0	7	1	0	0	0	0	1	0	0	1	0	0	0	0	0	3	3	0	25	16	0-0	
at Washington	03-01-26					0.00	2.2	9	2	0	0	0	1	0	0	0	1	0	0	0	0	1	3	3	0	25	17	1-1	
Saint Marys	03-07-26					1.23	2.2	13	4	2	1	0	3	0	0	0	1	0	0	0	0	0	3	2	1	48	33	0-2	
at Cal State Fullerton	03-10-26		L			2.45	0.0	4	3	2	1	1	0	0	0	0	0	0	0	0	0	0	0	0	0	11	6	0-0	
Washington State	03-14-26					2.61	3.0	12	2	1	1	1	2	1	0	0	0	0	0	0	0	0	4	3	1	44	28	0-0	
at San Jose State	03-20-26		L			2.63	3.1	14	3	1	1	1	4	1	0	0	0	0	0	0	1	0	3	3	1	45	33	0-0	
UC Irvine	03-24-26	*				3.24	3.0	17	4	2	2	2	4	0	0	1	0	2	0	0	1	0	2	2	1	75	44	0-0	
<b>Totals</b>	<b>App:7</b>	<b>GS:1</b>	<b>0-2</b>	<b>0</b>	<b>0</b>	<b>3.24</b>	<b>16.2</b>	<b>76</b>	<b>19</b>	<b>8</b>	<b>6</b>	<b>5</b>	<b>14</b>	<b>3</b>	<b>0</b>	<b>1</b>	<b>3</b>	<b>2</b>	<b>0</b>	<b>0</b>	<b>2</b>	<b>1</b>	<b>18</b>	<b>16</b>	<b>4</b>	<b>273</b>	<b>177</b>	<b>1-3</b>	
<b>Averages</b>						<b>2.1</b>	<b>10.9</b>	<b>2.7</b>	<b>1.1</b>	<b>0.9</b>	<b>0.7</b>	<b>2.0</b>	<b>0.4</b>	<b>0.0</b>	<b>0.1</b>	<b>0.4</b>	<b>0.3</b>	<b>0.0</b>	<b>0.0</b>	<b>0.3</b>	<b>0.1</b>	<b>2.6</b>	<b>2.3</b>	<b>0.6</b>	<b>39</b>	<b>25</b>	<b>300%</b>		

# San Diego State Baseball 2025-2026 Season

(As of Mar 27, 2026)

## San Diego State Game-By-Game Individual Stats

### #23 JOHNSON, Carson

#### Hitting

OPPONENT	DATE	GS	POS	SPOT	AVG	OBP	SLG	AB	PA	R	H	2B	3B	HR	RBI	XB	TB	BB	K	SF	SH	LOB	SB-ATT	PO	A	E
at San Jose State	03-21-26	*	P	10																			-	1	1	1
<b>Totals</b>	<b>GP:6</b>	<b>GS:5</b>			<b>0</b>	<b>0</b>	<b>0</b>	<b>0</b>	<b>0</b>	<b>0</b>	<b>0</b>	<b>0</b>	<b>0</b>	<b>0</b>	<b>0</b>	<b>0</b>	<b>0</b>	<b>0</b>	<b>0</b>	<b>0</b>	<b>0</b>	<b>0</b>	<b>0</b>	<b>0</b>	<b>0</b>	<b>0</b>
<b>Per Game</b>																										

#### Hitting by lineup spot

SPOT	GP-S	AVG	OBP	SLG	AB	PA	R	H	2B	3B	HR	RBI	XB	TB	BB	K	SF	SH	GDP	LOB	SB-ATT
------	------	-----	-----	-----	----	----	---	---	----	----	----	-----	----	----	----	---	----	----	-----	-----	--------

#### Pitching

OPPONENT	DATE	GS	W-L	CG	SV	ERA	IP	BF	H	R	ER	BB	K	2B	3B	HR	WP	HP	BK	SFA	SHA	GDP	FLY	GND	KL	TP	STK	INH S-R
LIU	02-15-26	*				1.29	7.0	25	2	2	1	2	11	0	0	0	1	0	0	0	0	0	4	6	2	89	57	0-0
San Diego	02-22-26	*	L			6.00	2.0	15	4	5	5	4	4	1	0	0	2	1	0	0	0	0	1	1	2	62	34	0-0
at Washington	03-01-26	*	L			10.32	2.1	18	7	8	7	3	1	3	0	1	0	0	0	0	0	0	4	2	1	66	38	0-0
Saint Marys	03-08-26	*	L			9.19	4.1	20	3	4	3	3	5	0	1	0	2	0	0	0	1	0	6	2	1	70	41	0-0
Washington State	03-15-26				*	8.68	3.0	14	4	2	2	1	3	3	0	0	0	0	0	0	0	0	3	3	1	53	38	0-0
at San Jose State	03-21-26	*				9.86	2.1	17	7	6	5	1	1	2	1	0	1	1	0	2	0	0	4	2	1	57	36	0-0
<b>Totals</b>	<b>App:6</b>	<b>GS:5</b>	<b>0-3</b>	<b>0</b>	<b>1</b>	<b>9.86</b>	<b>21.0</b>	<b>109</b>	<b>27</b>	<b>27</b>	<b>23</b>	<b>14</b>	<b>25</b>	<b>9</b>	<b>2</b>	<b>1</b>	<b>6</b>	<b>2</b>	<b>0</b>	<b>2</b>	<b>1</b>	<b>0</b>	<b>22</b>	<b>16</b>	<b>8</b>	<b>397</b>	<b>244</b>	<b>0-0</b>
<b>Averages</b>							<b>3.2</b>	<b>18.2</b>	<b>4.5</b>	<b>4.5</b>	<b>3.8</b>	<b>2.3</b>	<b>4.2</b>	<b>1.5</b>	<b>0.3</b>	<b>0.2</b>	<b>1.0</b>	<b>0.3</b>	<b>0.0</b>	<b>0.3</b>	<b>0.2</b>	<b>0.0</b>	<b>3.7</b>	<b>2.7</b>	<b>1.3</b>	<b>66</b>	<b>41</b>	

# San Diego State Baseball 2025-2026 Season

(As of Mar 27, 2026)

## San Diego State Game-By-Game Individual Stats

### #24 MCBEAN, Alito

#### Hitting

OPPONENT	DATE	GS	POS	SPOT	AVG	OBP	SLG	AB	PA	R	H	2B	3B	HR	RBI	XB	TB	BB	K	SF	SH	LOB	SB-ATT	PO	A	E
at San Jose State	03-21-26		P	10																			-	0	0	0
<b>Totals</b>	<b>GP:4</b>	<b>GS:0</b>			<b>0</b>	<b>0</b>	<b>0</b>	<b>0</b>	<b>0</b>	<b>0</b>	<b>0</b>	<b>0</b>	<b>0</b>	<b>0</b>	<b>0</b>	<b>0</b>	<b>0</b>	<b>0</b>	<b>0</b>	<b>0</b>	<b>0</b>	<b>0</b>	<b>0</b>	<b>0</b>	<b>0</b>	<b>0</b>
<b>Per Game</b>																							0.3	0.0	0.0	

#### Hitting by lineup spot

SPOT	GP-S	AVG	OBP	SLG	AB	PA	R	H	2B	3B	HR	RBI	XB	TB	BB	K	SF	SH	GDP	LOB	SB-ATT
------	------	-----	-----	-----	----	----	---	---	----	----	----	-----	----	----	----	---	----	----	-----	-----	--------

#### Pitching

OPPONENT	DATE	GS	W-L	CG	SV	ERA	IP	BF	H	R	ER	BB	K	2B	3B	HR	WP	HP	BK	SFA	SHA	GDP	FLY	GND	KL	TP	STK	INH S-R
LIU	02-14-26					27.00	1.0	6	1	3	3	1	3	0	0	1	1	0	0	0	0	0	0	1	0	28	15	0-0
San Diego	02-22-26					13.50	1.0	3	0	0	0	0	1	0	0	0	0	0	0	0	0	0	0	2	0	12	9	0-0
at Washington	03-01-26					12.00	1.0	5	2	1	1	0	2	0	0	0	0	0	0	0	0	0	0	1	1	23	17	0-0
at San Jose State	03-21-26					7.20	2.0	8	0	0	0	1	1	0	0	0	1	2	0	0	0	1	1	3	0	27	16	0-0
<b>Totals</b>	<b>App:4</b>	<b>GS:0</b>	<b>0-0</b>	<b>0</b>	<b>0</b>	<b>7.20</b>	<b>5.0</b>	<b>22</b>	<b>3</b>	<b>4</b>	<b>4</b>	<b>2</b>	<b>7</b>	<b>0</b>	<b>0</b>	<b>1</b>	<b>2</b>	<b>2</b>	<b>0</b>	<b>0</b>	<b>0</b>	<b>1</b>	<b>1</b>	<b>7</b>	<b>1</b>	<b>90</b>	<b>57</b>	<b>0-0</b>
<b>Averages</b>							<b>1.1</b>	<b>5.5</b>	<b>0.8</b>	<b>1.0</b>	<b>1.0</b>	<b>0.5</b>	<b>1.8</b>	<b>0.0</b>	<b>0.0</b>	<b>0.3</b>	<b>0.5</b>	<b>0.5</b>	<b>0.0</b>	<b>0.0</b>	<b>0.0</b>	<b>0.3</b>	<b>0.3</b>	<b>1.8</b>	<b>0.3</b>	<b>23</b>	<b>14</b>	

# San Diego State Baseball 2025-2026 Season

(As of Mar 27, 2026)

## San Diego State Game-By-Game Individual Stats

### #27 CANAVAN, Chris

#### Hitting

OPPONENT	DATE	GS	POS	SPOT	AVG	OBP	SLG	AB	PA	R	H	2B	3B	HR	RBI	XB	TB	BB	K	SF	SH	LOB	SB-ATT	PO	A	E
at UC Irvine	02-18-26		P	10																			-	0	1	0
vs UCONN (N)	03-22-26		P	10																			-	0	0	0
<b>Totals</b>	<b>GP:5</b>	<b>GS:0</b>			<b>0</b>	<b>0</b>	<b>0</b>																<b>0-0</b>	<b>0</b>	<b>2</b>	<b>0</b>
<b>Per Game</b>								<b>0</b>	<b>0</b>	<b>0</b>	<b>0</b>	<b>0</b>	<b>0</b>	<b>0</b>	<b>0</b>	<b>0</b>	<b>0</b>	<b>0</b>	<b>0</b>	<b>0</b>	<b>0</b>	<b>0</b>	<b>0.0</b>	<b>0.4</b>	<b>0.0</b>	

#### Hitting by lineup spot

SPOT	GP-S	AVG	OBP	SLG	AB	PA	R	H	2B	3B	HR	RBI	XB	TB	BB	K	SF	SH	GDP	LOB	SB-ATT
------	------	-----	-----	-----	----	----	---	---	----	----	----	-----	----	----	----	---	----	----	-----	-----	--------

#### Pitching

OPPONENT	DATE	GS	W-L	CG	SV	ERA	IP	BF	H	R	ER	BB	K	2B	3B	HR	WP	HP	BK	SFA	SHA	GDP	FLY	GND	KL	TP	STK	INH S-R
at UC Irvine	02-18-26					0.00	1.0	4	1	0	0	0	0	0	0	0	0	0	0	0	0	0	1	2	0	16	10	0-0
Utah	02-21-26					0.00	0.2	3	1	0	0	0	1	1	0	0	0	0	0	0	0	0	0	1	0	9	7	2-3
Saint Marys	03-07-26		L			13.50	0.1	6	3	3	2	0	0	0	0	0	0	0	0	0	0	0	0	1	0	16	7	0-0
Washington State	03-13-26					10.13	0.2	5	0	0	0	3	1	0	0	0	1	0	0	0	0	0	1	0	0	22	6	0-0
vs UCONN (N)	03-22-26					9.00	0.1	1	0	0	0	0	1	0	0	0	0	0	0	0	0	0	0	0	0	4	3	0-0
<b>Totals</b>	<b>App:5</b>	<b>GS:0</b>	<b>0-1</b>	<b>0</b>	<b>0</b>	<b>9.00</b>	<b>3.0</b>	<b>19</b>	<b>5</b>	<b>3</b>	<b>3</b>	<b>5</b>	<b>3</b>	<b>1</b>	<b>0</b>	<b>0</b>	<b>1</b>	<b>0</b>	<b>0</b>	<b>0</b>	<b>0</b>	<b>0</b>	<b>2</b>	<b>4</b>	<b>0</b>	<b>67</b>	<b>33</b>	<b>2-3</b>
<b>Averages</b>							<b>0.2</b>	<b>3.8</b>	<b>1.0</b>	<b>0.6</b>	<b>0.6</b>	<b>1.0</b>	<b>0.6</b>	<b>0.2</b>	<b>0.0</b>	<b>0.0</b>	<b>0.2</b>	<b>0.0</b>	<b>0.0</b>	<b>0.0</b>	<b>0.0</b>	<b>0.0</b>	<b>0.4</b>	<b>0.8</b>	<b>0.0</b>	<b>13</b>	<b>7</b>	<b>150%</b>

**San Diego State Baseball 2025-2026 Season**

(As of Mar 27, 2026)

**San Diego State Game-By-Game Individual Stats**

**#29 MARNELL IV, Anthony**

**Hitting**

OPPONENT	DATE	GS	POS	SPOT	AVG	OBP	SLG	AB	PA	R	H	2B	3B	HR	RBI	XB	TB	BB	K	SF	SH	LOB	SB-ATT	PO	A	E
LIU	02-13-26	*	dh	7	.250	.400	.250	4	5	1	1	0	0	0	0	0	1	1	3	0	0	3	0-0	0	0	0
at UC Irvine	02-18-26		PH	7	.250	.500	.250	0	1	0	0	0	0	0	0	0	0	1	0	0	0	0	0-0	0	0	0
BYU	02-20-26	*	dh	7	.286	.444	.429	3	3	0	1	1	0	0	0	1	2	0	2	0	0	0	0-0	0	0	0
Utah	02-21-26	*	dh	7	.300	.462	.500	3	4	0	1	1	0	0	0	1	2	1	2	0	0	1	0-0	0	0	0
San Diego	02-22-26		1b	3	.273	.429	.455	1	1	0	0	0	0	0	0	0	0	0	0	0	0	1	0-0	0	0	0
at UCLA	02-24-26	*	DH	8	.267	.389	.600	4	4	1	1	0	0	1	1	1	4	0	1	0	0	0	0-0	0	0	0
at Washington	02-27-26	*	dh	8	.350	.435	.800	5	5	1	3	1	0	1	5	2	7	0	0	0	0	3	0-0	0	0	0
at Washington	02-28-26	*	dh	8	.292	.370	.667	4	4	0	0	0	0	0	0	0	0	0	0	0	0	2	0-0	0	0	0
at Washington	03-01-26	*	dh	7	.250	.323	.571	4	4	0	0	0	0	0	0	0	0	0	2	0	0	0	0-0	0	0	0
Long Beach State	03-04-26	*	dh	8	.273	.333	.545	5	5	1	2	0	0	0	2	0	2	0	2	0	0	2	0-0	0	0	0
Saint Marys	03-06-26	*	dh	8	.278	.333	.528	3	3	0	1	0	0	0	0	0	1	0	1	0	0	0	0-0	0	0	0
Saint Marys	03-07-26	*	dh	8	.275	.318	.500	4	5	0	1	0	0	0	2	0	1	0	2	1	0	0	0-0	0	0	0
Saint Marys	03-08-26	*	dh	7	.273	.327	.477	4	5	1	1	0	0	0	0	0	1	1	2	0	0	0	0-0	0	0	0
at Cal State Fullerton	03-10-26	*	DH	7	.250	.302	.438	4	4	0	0	0	0	0	0	0	0	2	0	0	0	0	0-0	0	0	0
Washington State	03-13-26	*	dh	8	.269	.328	.442	4	5	2	2	0	0	0	3	0	2	1	1	0	0	0	0-0	0	0	0
Washington State	03-14-26		PH	8	.264	.322	.434	1	1	0	0	0	0	0	0	0	0	0	0	0	0	0	0-0	0	0	0
Washington State	03-15-26	*	dh	6	.310	.359	.483	5	5	1	4	1	0	0	2	1	5	0	0	0	0	2	0-0	0	0	0
at USC	03-17-26	*	DH	6	.295	.338	.459	3	4	0	0	0	0	0	1	0	0	0	2	1	0	3	0-0	0	0	0
at San Jose State	03-20-26		PH/DH	8	.281	.333	.438	3	4	0	0	0	0	0	0	0	1	0	0	0	0	1	0-0	0	0	0
vs UCONN (N)	03-21-26		PH	8	.277	.329	.431	1	1	0	0	0	0	0	0	0	0	0	0	0	0	0	0-0	0	0	0
vs UCONN (N)	03-22-26	*	DH	8	.290	.338	.435	4	4	0	2	0	0	0	2	0	2	0	0	0	0	1	0-0	0	0	0
UC Irvine	03-24-26	*	dh	7	.288	.333	.425	4	4	1	1	0	0	0	0	0	1	0	1	0	0	2	0-0	0	0	0
<b>Totals</b>	<b>GP:22</b>	<b>GS:17</b>			<b>.288</b>	<b>.333</b>	<b>.425</b>	<b>73</b>	<b>81</b>	<b>9</b>	<b>21</b>	<b>4</b>	<b>0</b>	<b>2</b>	<b>18</b>	<b>6</b>	<b>31</b>	<b>6</b>	<b>26</b>	<b>2</b>	<b>0</b>	<b>21</b>	<b>0-0</b>	<b>0</b>	<b>0</b>	<b>0</b>
<b>Per Game</b>								<b>3.3</b>	<b>3.7</b>	<b>0.4</b>	<b>1.0</b>	<b>0.2</b>	<b>0.0</b>	<b>0.1</b>	<b>0.8</b>	<b>0.3</b>	<b>1.4</b>	<b>0.3</b>	<b>1.2</b>	<b>0.1</b>	<b>0.0</b>	<b>1.0</b>	<b>.0-0</b>	<b>0.0</b>	<b>0.0</b>	<b>0.0</b>

**Hitting by lineup spot**

SPOT	GP-S	AVG	OBP	SLG	AB	PA	R	H	2B	3B	HR	RBI	XB	TB	BB	K	SF	SH	GDP	LOB	SB-ATT
3	1-0	.000	.000	.000	1	1	0	0	0	0	0	0	0	0	0	0	0	0	0	1	0-0
6	2-2	.500	.444	.625	8	9	1	4	1	0	0	3	1	5	0	2	1	0	0	5	0-0
7	8-7	.192	.300	.269	26	30	3	5	2	0	0	0	2	7	4	15	0	0	0	6	0-0
8	11-8	.316	.341	.500	38	41	5	12	1	0	2	15	3	19	2	9	1	0	0	9	0-0

**San Diego State Baseball 2025-2026 Season**

(As of Mar 27, 2026)

San Diego State Game-By-Game Individual Stats

**#30 LADJEVIC, David**

**Pitching**

OPPONENT	DATE	GS	W-L	CG	SV	ERA	IP	BF	H	R	ER	BB	K	2B	3B	HR	WP	HP	BK	SFA	SHA	GDP	FLY	GND	KL	TP	STK	INH S-R
San Diego	02-22-26					108.00	0.1	5	0	4	4	2	1	0	0	0	2	1	0	0	1	0	0	0	0	21	8	0-0
<b>Totals</b>	<b>App:1</b>	<b>GS:0</b>	<b>0-0</b>	<b>0</b>	<b>0</b>	<b>108.00</b>	<b>0.1</b>	<b>5</b>	<b>0</b>	<b>4</b>	<b>4</b>	<b>2</b>	<b>1</b>	<b>0</b>	<b>0</b>	<b>0</b>	<b>2</b>	<b>1</b>	<b>0</b>	<b>0</b>	<b>1</b>	<b>0</b>	<b>0</b>	<b>0</b>	<b>0</b>	<b>21</b>	<b>8</b>	<b>0-0</b>
<b>Averages</b>							0.1	5.0	0.0	4.0	4.0	2.0	1.0	0.0	0.0	0.0	2.0	1.0	0.0	0.0	1.0	0.0	0.0	0.0	0.0	21	8	

**San Diego State Baseball 2025-2026 Season**

(As of Mar 27, 2026)

**San Diego State Game-By-Game Individual Stats**

**#31 ABADIE, Connor**

**Hitting**

OPPONENT	DATE	GS	POS	SPOT	AVG	OBP	SLG	AB	PA	R	H	2B	3B	HR	RBI	XB	TB	BB	K	SF	SH	LOB	SB-ATT	PO	A	E
at UC Irvine	02-18-26		P	10																			-	0	0	0
at Cal State Fullerton	03-10-26		P	10																			-	0	0	1
at USC	03-17-26		P	10																			-	0	0	0
<b>Totals</b>	<b>GP:9</b>	<b>GS:0</b>			<b>0</b>	<b>0</b>	<b>0</b>	<b>0</b>	<b>0</b>	<b>0</b>	<b>0</b>	<b>0</b>	<b>0</b>	<b>0</b>	<b>0</b>	<b>0</b>	<b>0</b>	<b>0</b>	<b>0</b>	<b>0</b>	<b>0</b>	<b>0</b>	<b>0</b>	<b>0</b>	<b>1</b>	<b>1</b>
<b>Per Game</b>																							<b>0-0</b>	<b>0.0</b>	<b>0.1</b>	<b>0.1</b>

**Hitting by lineup spot**

SPOT	GP-S	AVG	OBP	SLG	AB	PA	R	H	2B	3B	HR	RBI	XB	TB	BB	K	SF	SH	GDP	LOB	SB-ATT
------	------	-----	-----	-----	----	----	---	---	----	----	----	-----	----	----	----	---	----	----	-----	-----	--------

**Pitching**

OPPONENT	DATE	GS	W-L	CG	SV	ERA	IP	BF	H	R	ER	BB	K	2B	3B	HR	WP	HP	BK	SFA	SHA	GDP	FLY	GND	KL	TP	STK	INH S-R
LIU	02-13-26					27.00	1.0	6	3	3	3	0	1	1	0	0	0	0	0	0	0	0	1	1	1	25	16	0-0
at UC Irvine	02-18-26					13.50	1.0	3	0	0	0	2	0	0	0	0	0	0	0	0	0	0	1	0	1	13	10	0-0
at Washington	02-28-26				*	9.00	2.0	8	2	1	1	0	1	1	0	0	0	0	0	0	0	0	1	4	1	26	20	0-0
Long Beach State	03-04-26		W			7.50	2.0	10	5	1	1	0	2	0	0	0	0	0	0	0	0	1	0	3	1	30	23	0-0
Saint Marys	03-08-26					6.43	1.0	4	1	0	0	2	0	0	0	0	0	0	0	0	0	0	1	0	0	20	13	0-1
at Cal State Fullerton	03-10-26					5.63	1.0	6	1	0	0	1	1	0	0	0	1	0	0	0	0	0	2	0	0	18	11	1-1
Washington State	03-14-26					4.66	1.2	7	1	0	0	0	0	0	0	0	0	1	0	0	0	0	2	3	0	22	16	2-2
at USC	03-17-26					4.50	0.1	1	0	0	0	1	0	0	0	0	0	0	0	0	0	0	0	0	1	4	3	0-2
UC Irvine	03-24-26				*	4.85	3.0	15	5	2	2	1	3	2	0	1	0	0	0	0	0	0	4	2	0	66	40	0-0
<b>Totals</b>	<b>App:9</b>	<b>GS:0</b>	<b>1-0</b>	<b>0</b>	<b>2</b>	<b>4.85</b>	<b>13.0</b>	<b>60</b>	<b>18</b>	<b>7</b>	<b>7</b>	<b>2</b>	<b>13</b>	<b>4</b>	<b>0</b>	<b>1</b>	<b>1</b>	<b>1</b>	<b>0</b>	<b>0</b>	<b>0</b>	<b>1</b>	<b>12</b>	<b>13</b>	<b>5</b>	<b>224</b>	<b>152</b>	<b>3-6</b>
<b>Averages</b>							<b>1.1</b>	<b>6.7</b>	<b>2.0</b>	<b>0.8</b>	<b>0.8</b>	<b>0.2</b>	<b>1.4</b>	<b>0.4</b>	<b>0.0</b>	<b>0.1</b>	<b>0.1</b>	<b>0.1</b>	<b>0.0</b>	<b>0.0</b>	<b>0.0</b>	<b>0.1</b>	<b>1.3</b>	<b>1.4</b>	<b>0.6</b>	<b>25</b>	<b>17</b>	<b>200%</b>

# San Diego State Baseball 2025-2026 Season

(As of Mar 27, 2026)

## San Diego State Game-By-Game Individual Stats

### #33 SHAW, Connor

#### Hitting

OPPONENT	DATE	GS	POS	SPOT	AVG	OBP	SLG	AB	PA	R	H	2B	3B	HR	RBI	XB	TB	BB	K	SF	SH	LOB	SB-ATT	PO	A	E
vs UCONN (N)	03-22-26		P	10																			-	0	0	0
<b>Totals</b>	<b>GP:2</b>	<b>GS:0</b>			<b>0</b>	<b>0</b>	<b>0</b>																<b>0-0</b>	<b>0</b>	<b>0</b>	<b>0</b>
<b>Per Game</b>																										

#### Hitting by lineup spot

SPOT	GP-S	AVG	OBP	SLG	AB	PA	R	H	2B	3B	HR	RBI	XB	TB	BB	K	SF	SH	GDP	LOB	SB-ATT	

#### Pitching

OPPONENT	DATE	GS	W-L	CG	SV	ERA	IP	BF	H	R	ER	BB	K	2B	3B	HR	WP	HP	BK	SFA	SHA	GDP	FLY	GND	KL	TP	STK	INH S-R
San Diego	02-22-26					36.00	1.0	7	3	4	4	0	0	0	0	1	0	1	0	0	0	0	1	2	0	19	14	0-0
vs UCONN (N)	03-22-26					21.60	0.2	2	0	0	0	0	1	0	0	0	0	0	0	0	0	0	0	1	0	10	5	0-0
<b>Totals</b>	<b>App:2</b>	<b>GS:0</b>	<b>0-0</b>	<b>0</b>	<b>0</b>	<b>21.60</b>	<b>1.2</b>	<b>9</b>	<b>3</b>	<b>4</b>	<b>4</b>	<b>0</b>	<b>1</b>	<b>0</b>	<b>0</b>	<b>1</b>	<b>0</b>	<b>1</b>	<b>0</b>	<b>0</b>	<b>0</b>	<b>0</b>	<b>1</b>	<b>3</b>	<b>0</b>	<b>29</b>	<b>19</b>	<b>0-0</b>
<b>Averages</b>							<b>1.0</b>	<b>4.5</b>	<b>1.5</b>	<b>2.0</b>	<b>2.0</b>	<b>0.0</b>	<b>0.5</b>	<b>0.0</b>	<b>0.0</b>	<b>0.5</b>	<b>0.0</b>	<b>0.5</b>	<b>0.0</b>	<b>0.0</b>	<b>0.0</b>	<b>0.0</b>	<b>0.5</b>	<b>1.5</b>	<b>0.0</b>	<b>15</b>	<b>10</b>	

# San Diego State Baseball 2025-2026 Season

(As of Mar 27, 2026)

## San Diego State Game-By-Game Individual Stats

### #34 FALLA, Nick

#### Hitting

OPPONENT	DATE	GS	POS	SPOT	AVG	OBP	SLG	AB	PA	R	H	2B	3B	HR	RBI	XB	TB	BB	K	SF	SH	LOB	SB-ATT	PO	A	E
at San Jose State	03-21-26		P	10																			-	0	1	0
<b>Totals</b>	<b>GP:3</b>	<b>GS:0</b>			<b>0</b>	<b>0</b>	<b>0</b>	<b>0</b>	<b>0</b>	<b>0</b>	<b>0</b>	<b>0</b>	<b>0</b>	<b>0</b>	<b>0</b>	<b>0</b>	<b>0</b>	<b>0</b>	<b>0</b>	<b>0</b>	<b>0</b>	<b>0</b>	<b>0</b>	<b>0</b>	<b>1</b>	<b>0</b>
<b>Per Game</b>																								<b>0.0</b>	<b>0.3</b>	<b>0.0</b>

#### Hitting by lineup spot

SPOT	GP-S	AVG	OBP	SLG	AB	PA	R	H	2B	3B	HR	RBI	XB	TB	BB	K	SF	SH	GDP	LOB	SB-ATT
------	------	-----	-----	-----	----	----	---	---	----	----	----	-----	----	----	----	---	----	----	-----	-----	--------

#### Pitching

OPPONENT	DATE	GS	W-L	CG	SV	ERA	IP	BF	H	R	ER	BB	K	2B	3B	HR	WP	HP	BK	SFA	SHA	GDP	FLY	GND	KL	TP	STK	INH S-R
San Diego	02-22-26					0.00	1.0	3	0	0	0	0	1	0	0	0	1	0	0	0	0	0	0	2	0	15	8	1-1
at Washington	03-01-26					9.00	1.0	7	3	2	2	1	3	1	0	0	0	0	0	0	0	0	0	0	2	29	20	0-0
at San Jose State	03-21-26					12.00	1.0	8	3	2	2	1	0	1	0	0	0	1	0	0	0	0	1	2	0	24	14	0-0
<b>Totals</b>	<b>App:3</b>	<b>GS:0</b>	<b>0-0</b>	<b>0</b>	<b>0</b>	<b>12.00</b>	<b>3.0</b>	<b>18</b>	<b>6</b>	<b>4</b>	<b>4</b>	<b>2</b>	<b>4</b>	<b>2</b>	<b>0</b>	<b>0</b>	<b>1</b>	<b>1</b>	<b>0</b>	<b>0</b>	<b>0</b>	<b>0</b>	<b>1</b>	<b>4</b>	<b>2</b>	<b>68</b>	<b>42</b>	<b>1-1</b>
<b>Averages</b>							<b>1.0</b>	<b>6.0</b>	<b>2.0</b>	<b>1.3</b>	<b>1.3</b>	<b>0.7</b>	<b>1.3</b>	<b>0.7</b>	<b>0.0</b>	<b>0.0</b>	<b>0.3</b>	<b>0.3</b>	<b>0.0</b>	<b>0.0</b>	<b>0.0</b>	<b>0.0</b>	<b>0.3</b>	<b>1.3</b>	<b>0.7</b>	<b>23</b>	<b>14</b>	<b>100%</b>

# San Diego State Baseball 2025-2026 Season

(As of Mar 27, 2026)

## San Diego State Game-By-Game Individual Stats

### #35 LAFAVE, Colton

#### Hitting

OPPONENT	DATE	GS	POS	SPOT	AVG	OBP	SLG	AB	PA	R	H	2B	3B	HR	RBI	XB	TB	BB	K	SF	SH	LOB	SB-ATT	PO	A	E
vs UCONN (N)	03-22-26		P	10																			-	0	0	0
<b>Totals</b>	<b>GP:3</b>	<b>GS:0</b>			<b>0</b>	<b>0</b>	<b>0</b>	<b>0</b>	<b>0</b>	<b>0</b>	<b>0</b>	<b>0</b>	<b>0</b>	<b>0</b>	<b>0</b>	<b>0</b>	<b>0</b>	<b>0</b>	<b>0</b>	<b>0</b>	<b>0</b>	<b>0</b>	<b>0</b>	<b>0</b>	<b>0</b>	<b>0</b>
<b>Per Game</b>																							0.0	0.0	0.0	

#### Hitting by lineup spot

SPOT	GP-S	AVG	OBP	SLG	AB	PA	R	H	2B	3B	HR	RBI	XB	TB	BB	K	SF	SH	GDP	LOB	SB-ATT
------	------	-----	-----	-----	----	----	---	---	----	----	----	-----	----	----	----	---	----	----	-----	-----	--------

#### Pitching

OPPONENT	DATE	GS	W-L	CG	SV	ERA	IP	BF	H	R	ER	BB	K	2B	3B	HR	WP	HP	BK	SFA	SHA	GDP	FLY	GND	KL	TP	STK	INH S-R
LIU	02-15-26					9.00	1.0	6	2	2	1	1	1	1	0	0	1	0	0	0	0	0	2	0	0	26	14	2-0
San Diego	02-22-26					4.50	1.0	4	0	0	0	1	2	0	0	0	0	0	0	0	0	0	0	1	1	13	8	0-0
vs UCONN (N)	03-22-26					7.36	1.2	8	2	2	2	1	2	0	0	1	0	0	0	0	0	0	1	2	1	35	23	2-3
<b>Totals</b>	<b>App:3</b>	<b>GS:0</b>	<b>0-0</b>	<b>0</b>	<b>0</b>	<b>7.36</b>	<b>3.2</b>	<b>18</b>	<b>4</b>	<b>4</b>	<b>3</b>	<b>3</b>	<b>5</b>	<b>1</b>	<b>0</b>	<b>1</b>	<b>1</b>	<b>0</b>	<b>0</b>	<b>0</b>	<b>0</b>	<b>0</b>	<b>3</b>	<b>3</b>	<b>2</b>	<b>74</b>	<b>45</b>	<b>4-3</b>
<b>Averages</b>							<b>1.1</b>	<b>6.0</b>	<b>1.3</b>	<b>1.3</b>	<b>1.0</b>	<b>1.0</b>	<b>1.7</b>	<b>0.3</b>	<b>0.0</b>	<b>0.3</b>	<b>0.3</b>	<b>0.0</b>	<b>0.0</b>	<b>0.0</b>	<b>0.0</b>	<b>0.0</b>	<b>1.0</b>	<b>1.0</b>	<b>0.7</b>	<b>25</b>	<b>15</b>	<b>75%</b>

**San Diego State Baseball 2025-2026 Season**

(As of Mar 27, 2026)

**San Diego State Game-By-Game Individual Stats**

**#36 JUSTICE, Zach**

**Hitting**

OPPONENT	DATE	GS	POS	SPOT	AVG	OBP	SLG	AB	PA	R	H	2B	3B	HR	RBI	XB	TB	BB	K	SF	SH	LOB	SB-ATT	PO	A	E
LIU	02-13-26	*	c	6	.000	.200	.000	4	5	2	0	0	0	0	0	0	0	1	1	0	0	0	0-0	15	1	0
LIU	02-14-26	*	c	5	.125	.300	.250	4	5	0	1	1	0	0	2	1	2	0	1	0	0	1	1-1	16	1	1
at UC Irvine	02-18-26	*	C	5	.167	.286	.250	4	4	0	1	0	0	0	0	0	1	0	1	0	0	1	0-0	12	1	0
BYU	02-20-26	*	c	6	.133	.235	.200	3	3	0	0	0	0	0	0	0	0	0	1	0	0	0	0-0	13	0	0
Utah	02-21-26	*	c	6	.105	.190	.158	4	4	0	0	0	0	0	0	0	0	0	0	0	0	0	0-0	15	2	0
at UCLA	02-24-26	*	C	6	.136	.240	.182	3	4	0	1	0	0	0	1	0	1	1	1	0	0	0	0-0	9	1	0
at Washington	02-27-26	*	c	6	.185	.267	.222	5	5	1	2	0	0	0	1	0	2	0	1	0	0	0	0-0	11	0	0
at Washington	02-28-26	*	c	6	.200	.294	.267	3	4	0	1	1	0	0	0	1	2	1	0	0	0	0	0-0	11	0	0
at Washington	03-02-26	*	c	7	.206	.289	.294	4	4	0	1	1	0	0	1	1	2	0	1	0	0	1	0-0	11	0	0
Long Beach State	03-04-26	*	c	5	.243	.349	.405	3	5	2	2	0	0	1	4	1	5	2	0	0	0	0	0-1	12	1	0
Saint Marys	03-06-26	*	c	5	.244	.340	.390	4	4	0	1	0	0	0	0	0	1	0	1	0	0	0	0-0	10	0	0
Saint Marys	03-07-26	*	c	5	.283	.365	.457	5	5	2	3	2	0	0	4	2	5	0	0	0	0	0	0-0	6	1	0
Saint Marys	03-08-26	*	c	4	.286	.386	.449	3	5	0	1	0	0	0	1	0	1	2	0	0	0	0	0-0	9	0	0
at Cal State Fullerton	03-10-26	*	C	4	.302	.393	.453	4	4	0	2	0	0	0	1	0	2	0	0	0	0	0	0-0	10	1	0
Washington State	03-13-26	*	c	4	.304	.409	.446	3	5	1	1	0	0	0	0	0	1	1	1	0	0	2	0-0	9	1	0
Washington State	03-14-26	*	c	4	.288	.400	.424	3	4	0	0	0	0	0	0	0	0	0	1	0	0	2	0-0	10	0	0
Washington State	03-15-26	*	c	4	.290	.413	.419	3	5	2	1	0	0	0	0	0	1	2	0	0	0	1	0-0	9	1	0
at USC	03-17-26	*	C	4	.308	.438	.446	3	5	1	2	1	0	0	1	1	3	1	0	0	0	0	0-0	8	0	0
at San Jose State	03-20-26	*	C	4	.290	.412	.420	4	5	0	0	0	0	0	1	0	0	0	0	1	0	0	0-0	10	3	0
vs UCONN (N)	03-21-26	*	C	4	.311	.422	.432	5	5	1	3	0	0	0	2	0	3	0	1	0	0	0	0-0	4	0	0
at San Jose State	03-21-26	*	C	9	.311	.429	.432	0	1	0	0	0	0	0	1	0	0	0	0	0	0	0	0-0	1	1	0
vs UCONN (N)	03-22-26	*	C	2	.321	.438	.436	4	5	0	2	0	0	0	0	0	2	0	0	0	0	0	0-0	11	1	0
UC Irvine	03-24-26	*	c	2	.317	.430	.463	4	4	1	1	0	0	1	2	1	4	0	2	0	0	0	0-0	7	1	0
<b>Totals</b>	<b>GP:23</b>	<b>GS:22</b>			<b>.317</b>	<b>.430</b>	<b>.463</b>	<b>82</b>	<b>100</b>	<b>13</b>	<b>26</b>	<b>6</b>	<b>0</b>	<b>2</b>	<b>22</b>	<b>8</b>	<b>38</b>	<b>11</b>	<b>13</b>	<b>1</b>	<b>0</b>	<b>8</b>	<b>1-2</b>	<b>229</b>	<b>17</b>	<b>1</b>
<b>Per Game</b>								<b>3.6</b>	<b>4.3</b>	<b>0.6</b>	<b>1.1</b>	<b>0.3</b>	<b>0.0</b>	<b>0.1</b>	<b>1.0</b>	<b>0.3</b>	<b>1.7</b>	<b>0.5</b>	<b>0.6</b>	<b>0.0</b>	<b>0.0</b>	<b>0.3</b>	<b>.0-.1</b>	<b>10.0</b>	<b>0.7</b>	<b>0.0</b>

**Hitting by lineup spot**

SPOT	GP-S	AVG	OBP	SLG	AB	PA	R	H	2B	3B	HR	RBI	XB	TB	BB	K	SF	SH	GDP	LOB	SB-ATT
2	2-2	.375	.444	.750	8	9	1	3	0	0	1	2	1	6	0	2	0	0	0	0	0-0
4	8-8	.357	.500	.393	28	38	5	10	1	0	0	6	1	11	6	3	1	0	1	5	0-0
5	5-5	.400	.478	.700	20	23	4	8	3	0	1	10	4	14	2	3	0	0	0	2	1-2
6	6-6	.182	.280	.227	22	25	3	4	1	0	0	2	1	5	3	4	0	0	1	0	0-0
7	1-1	.250	.250	.500	4	4	0	1	1	0	0	1	1	2	0	1	0	0	1	1	0-0
9	1-0	0	1.000	0	0	1	0	0	0	0	0	1	0	0	0	0	0	0	0	0	0-0

**San Diego State Baseball 2025-2026 Season**

(As of Mar 27, 2026)

**San Diego State Game-By-Game Individual Stats**

**#38 RUSSELL, Aidan**

**Hitting**

OPPONENT	DATE	GS	POS	SPOT	AVG	OBP	SLG	AB	PA	R	H	2B	3B	HR	RBI	XB	TB	BB	K	SF	SH	LOB	SB-ATT	PO	A	E
at UCLA	02-24-26		P	10																			-	0	0	0
at USC	03-17-26		P	10																			-	1	0	0
vs UCONN (N)	03-21-26		P	10																			-	0	1	0
<b>Totals</b>	<b>GP:9</b>	<b>GS:0</b>			<b>0</b>	<b>0</b>	<b>0</b>	<b>0</b>	<b>0</b>	<b>0</b>	<b>0</b>	<b>0</b>	<b>0</b>	<b>0</b>	<b>0</b>	<b>0</b>	<b>0</b>	<b>0</b>	<b>0</b>	<b>0</b>	<b>0</b>	<b>0</b>	<b>0</b>	<b>0</b>	<b>0</b>	<b>0</b>
<b>Per Game</b>																							<b>0-0</b>	<b>0.2</b>	<b>0.1</b>	<b>0.0</b>

**Hitting by lineup spot**

SPOT	GP-S	AVG	OBP	SLG	AB	PA	R	H	2B	3B	HR	RBI	XB	TB	BB	K	SF	SH	GDP	LOB	SB-ATT
------	------	-----	-----	-----	----	----	---	---	----	----	----	-----	----	----	----	---	----	----	-----	-----	--------

**Pitching**

OPPONENT	DATE	GS	W-L	CG	SV	ERA	IP	BF	H	R	ER	BB	K	2B	3B	HR	WP	HP	BK	SFA	SHA	GDP	FLY	GND	KL	TP	STK	INH S-R
LIU	02-13-26					9.00	1.0	5	1	1	1	1	2	0	0	1	0	0	0	1	0	0	1	0	1	21	11	2-2
LIU	02-15-26		W			4.50	1.0	6	2	1	0	1	2	1	0	0	0	0	0	0	0	0	1	0	1	28	17	0-0
BYU	02-20-26				*	2.08	2.1	8	1	0	0	0	3	0	0	0	0	0	0	0	0	0	4	0	1	32	23	0-0
at UCLA	02-24-26				*	1.13	3.2	11	0	0	0	0	5	0	0	0	0	0	0	0	0	0	3	3	0	48	34	1-2
at Washington	03-02-26					0.90	2.0	8	2	1	0	0	2	0	0	0	0	0	0	0	0	0	3	1	2	29	20	0-0
Saint Marys	03-06-26		W			0.63	4.1	17	1	0	0	0	6	0	0	0	0	0	0	0	0	0	5	2	0	66	46	0-3
Washington State	03-13-26					0.55	2.0	7	1	0	0	0	1	0	0	0	0	0	0	0	0	0	4	1	1	21	14	0-0
at USC	03-17-26		L			1.89	2.2	14	2	3	3	3	2	0	1	0	0	1	0	0	0	0	4	2	1	58	31	0-0
vs UCONN (N)	03-21-26		W			2.35	4.0	15	3	2	2	0	0	0	0	2	0	0	0	0	0	0	6	6	0	52	39	0-0
<b>Totals</b>	<b>App:9</b>	<b>GS:0</b>	<b>3-1</b>	<b>0</b>	<b>2</b>	<b>2.35</b>	<b>23.0</b>	<b>91</b>	<b>13</b>	<b>8</b>	<b>6</b>	<b>5</b>	<b>23</b>	<b>1</b>	<b>1</b>	<b>3</b>	<b>0</b>	<b>1</b>	<b>0</b>	<b>1</b>	<b>0</b>	<b>0</b>	<b>31</b>	<b>15</b>	<b>7</b>	<b>355</b>	<b>235</b>	<b>3-7</b>
<b>Averages</b>							<b>2.2</b>	<b>10.1</b>	<b>1.4</b>	<b>0.9</b>	<b>0.7</b>	<b>0.6</b>	<b>2.6</b>	<b>0.1</b>	<b>0.1</b>	<b>0.3</b>	<b>0.0</b>	<b>0.1</b>	<b>0.0</b>	<b>0.1</b>	<b>0.0</b>	<b>0.0</b>	<b>3.4</b>	<b>1.7</b>	<b>0.8</b>	<b>39</b>	<b>26</b>	<b>233%</b>

**San Diego State Baseball 2025-2026 Season**

(As of Mar 27, 2026)

**San Diego State Game-By-Game Individual Stats**

**#39 ARAIZA, Issac**

**Hitting**

OPPONENT	DATE	GS	POS	SPOT	AVG	OBP	SLG	AB	PA	R	H	2B	3B	HR	RBI	XB	TB	BB	K	SF	SH	LOB	SB-ATT	PO	A	E	
at UC Irvine	02-18-26			10																			-	0	0	0	
at Cal State Fullerton	03-10-26		P	10																			-	0	0	0	
at San Jose State	03-21-26		P	10																			-	0	0	0	
<b>Totals</b>	<b>GP:6</b>	<b>GS:0</b>			<b>0</b>	<b>0</b>	<b>0</b>	<b>0</b>	<b>0</b>	<b>0</b>	<b>0</b>	<b>0</b>	<b>0</b>	<b>0</b>	<b>0</b>	<b>0</b>	<b>0</b>	<b>0</b>	<b>0</b>	<b>0</b>	<b>0</b>	<b>0</b>	<b>0</b>	<b>0</b>	<b>0</b>	<b>0</b>	<b>0</b>
<b>Per Game</b>																							<b>0-0</b>	<b>0.2</b>	<b>0.2</b>	<b>0.0</b>	

**Hitting by lineup spot**

SPOT	GP-S	AVG	OBP	SLG	AB	PA	R	H	2B	3B	HR	RBI	XB	TB	BB	K	SF	SH	GDP	LOB	SB-ATT
------	------	-----	-----	-----	----	----	---	---	----	----	----	-----	----	----	----	---	----	----	-----	-----	--------

**Pitching**

OPPONENT	DATE	GS	W-L	CG	SV	ERA	IP	BF	H	R	ER	BB	K	2B	3B	HR	WP	HP	BK	SFA	SHA	GDP	FLY	GND	KL	TP	STK	INH S-R
LIU	02-14-26					0.00	1.0	4	0	0	0	0	2	0	0	0	1	1	0	0	0	0	0	1	1	15	10	0-0
at UC Irvine	02-18-26					0.00	0.2	2	0	0	0	0	2	0	0	0	0	0	0	0	0	0	0	0	1	11	7	0-2
Long Beach State	03-04-26					2.45	2.0	7	1	1	1	0	1	0	0	1	0	0	0	0	0	0	1	4	1	22	17	0-0
at Cal State Fullerton	03-10-26					3.86	1.0	4	0	1	1	1	2	0	0	0	0	0	0	0	0	0	1	0	0	17	9	0-0
Washington State	03-15-26		W			6.35	1.0	5	1	2	2	1	1	1	0	0	1	0	0	0	2	0	0	1	16	9	1-2	
at San Jose State	03-21-26					5.40	1.0	5	0	0	0	1	1	0	0	0	0	1	0	0	0	0	1	1	0	21	11	0-0
<b>Totals</b>	<b>App:6</b>	<b>GS:0</b>	<b>1-0</b>	<b>0</b>	<b>0</b>	<b>5.40</b>	<b>6.2</b>	<b>27</b>	<b>2</b>	<b>4</b>	<b>4</b>	<b>3</b>	<b>9</b>	<b>1</b>	<b>0</b>	<b>1</b>	<b>2</b>	<b>2</b>	<b>0</b>	<b>0</b>	<b>2</b>	<b>0</b>	<b>3</b>	<b>6</b>	<b>4</b>	<b>102</b>	<b>63</b>	<b>1-4</b>
<b>Averages</b>							<b>1.0</b>	<b>4.5</b>	<b>0.3</b>	<b>0.7</b>	<b>0.7</b>	<b>0.5</b>	<b>1.5</b>	<b>0.2</b>	<b>0.0</b>	<b>0.2</b>	<b>0.3</b>	<b>0.3</b>	<b>0.0</b>	<b>0.0</b>	<b>0.3</b>	<b>0.0</b>	<b>0.5</b>	<b>1.0</b>	<b>0.7</b>	<b>17</b>	<b>11</b>	<b>400%</b>

# San Diego State Baseball 2025-2026 Season

(As of Mar 27, 2026)

## San Diego State Game-By-Game Individual Stats

### #40 MIRANDA, Evan

#### Hitting

OPPONENT	DATE	GS	POS	SPOT	AVG	OBP	SLG	AB	PA	R	H	2B	3B	HR	RBI	XB	TB	BB	K	SF	SH	LOB	SB-ATT	PO	A	E
at UC Irvine	02-18-26		P	10																			-	0	0	0
vs UCONN (N)	03-22-26		P	10																			-	0	0	0
<b>Totals</b>	<b>GP:8</b>	<b>GS:0</b>			<b>0</b>	<b>0</b>	<b>0</b>																<b>0-0</b>	<b>0.0</b>	<b>0.0</b>	<b>0.0</b>
<b>Per Game</b>																										

#### Hitting by lineup spot

SPOT	GP-S	AVG	OBP	SLG	AB	PA	R	H	2B	3B	HR	RBI	XB	TB	BB	K	SF	SH	GDP	LOB	SB-ATT
------	------	-----	-----	-----	----	----	---	---	----	----	----	-----	----	----	----	---	----	----	-----	-----	--------

#### Pitching

OPPONENT	DATE	GS	W-L	CG	SV	ERA	IP	BF	H	R	ER	BB	K	2B	3B	HR	WP	HP	BK	SFA	SHA	GDP	FLY	GND	KL	TP	STK	INH	S-R
LIU	02-14-26					0.00	1.0	4	0	0	0	0	3	0	0	0	0	1	0	0	0	0	0	0	3	16	10	0-0	
at UC Irvine	02-18-26					6.75	0.1	4	3	1	1	0	0	0	0	0	0	0	0	0	0	0	1	0	0	23	15	0-0	
San Diego	02-22-26					13.50	0.2	7	1	2	2	3	0	0	0	0	0	1	0	1	0	0	1	1	0	28	12	3-3	
at Washington	03-01-26					9.00	1.0	4	1	0	0	0	0	0	0	0	0	0	0	0	0	0	1	2	0	12	8	0-0	
Long Beach State	03-04-26			*		6.75	1.0	4	0	0	0	1	3	0	0	0	0	0	0	0	0	0	0	0	2	21	12	0-0	
Saint Marys	03-07-26					7.20	1.0	5	1	1	1	1	0	0	0	0	1	0	0	1	1	0	2	0	0	21	9	0-0	
Washington State	03-15-26					9.00	0.0	2	0	1	1	2	0	0	0	0	0	0	0	0	0	0	0	0	0	9	1	0-0	
vs UCONN (N)	03-22-26					7.50	1.0	5	1	0	0	0	1	0	0	0	0	1	0	0	0	0	2	0	0	18	10	0-0	
<b>Totals</b>	<b>App:8</b>	<b>GS:0</b>	<b>0-0</b>	<b>0</b>	<b>1</b>	<b>7.50</b>	<b>6.0</b>	<b>35</b>	<b>7</b>	<b>5</b>	<b>5</b>	<b>7</b>	<b>7</b>	<b>0</b>	<b>0</b>	<b>0</b>	<b>1</b>	<b>3</b>	<b>0</b>	<b>2</b>	<b>1</b>	<b>0</b>	<b>7</b>	<b>3</b>	<b>5</b>	<b>148</b>	<b>77</b>	<b>3-3</b>	
<b>Averages</b>							<b>0.2</b>	<b>4.4</b>	<b>0.9</b>	<b>0.6</b>	<b>0.6</b>	<b>0.9</b>	<b>0.9</b>	<b>0.0</b>	<b>0.0</b>	<b>0.0</b>	<b>0.1</b>	<b>0.4</b>	<b>0.0</b>	<b>0.3</b>	<b>0.1</b>	<b>0.0</b>	<b>0.9</b>	<b>0.4</b>	<b>0.6</b>	<b>19</b>	<b>10</b>	<b>100%</b>	

**San Diego State Baseball 2025-2026 Season**

(As of Mar 27, 2026)

**San Diego State Game-By-Game Individual Stats**

**#41 BELARDES, Alec**

**Hitting**

OPPONENT	DATE	GS	POS	SPOT	AVG	OBP	SLG	AB	PA	R	H	2B	3B	HR	RBI	XB	TB	BB	K	SF	SH	LOB	SB-ATT	PO	A	E
at UC Irvine	02-18-26	*	P	10																			-	0	0	0
at UCLA	02-24-26	*	P	10																			-	0	0	0
vs UCONN (N)	03-22-26	*	P	10																			-	0	0	0
<b>Totals</b>	<b>GP:6</b>	<b>GS:5</b>			<b>0</b>	<b>0</b>	<b>0</b>	<b>0</b>	<b>0</b>	<b>0</b>	<b>0</b>	<b>0</b>	<b>0</b>	<b>0</b>	<b>0</b>	<b>0</b>	<b>0</b>	<b>0</b>	<b>0</b>	<b>0</b>	<b>0</b>	<b>0</b>	<b>0</b>	<b>0</b>	<b>0</b>	<b>0</b>
<b>Per Game</b>																							<b>0-0</b>	<b>0.5</b>	<b>0.0</b>	<b>0.0</b>

**Hitting by lineup spot**

SPOT	GP-S	AVG	OBP	SLG	AB	PA	R	H	2B	3B	HR	RBI	XB	TB	BB	K	SF	SH	GDP	LOB	SB-ATT
------	------	-----	-----	-----	----	----	---	---	----	----	----	-----	----	----	----	---	----	----	-----	-----	--------

**Pitching**

OPPONENT	DATE	GS	W-L	CG	SV	ERA	IP	BF	H	R	ER	BB	K	2B	3B	HR	WP	HP	BK	SFA	SHA	GDP	FLY	GND	KL	TP	STK	INH	S-R
at UC Irvine	02-18-26	*	L			7.20	5.0	24	6	4	4	1	8	0	2	0	0	2	0	1	0	0	5	2	2	97	63	0-0	
at UCLA	02-24-26	*	W			6.10	5.1	23	3	3	3	3	3	1	0	0	1	2	0	0	0	0	7	5	1	96	51	0-0	
at Washington	03-02-26	*	L			5.51	6.0	26	6	3	3	2	9	3	0	1	0	0	1	1	1	0	6	2	3	91	61	0-0	
Saint Marys	03-08-26					6.75	3.2	20	7	5	5	1	2	1	0	2	1	1	0	1	0	0	8	1	0	81	52	3-3	
Washington State	03-15-26	*				7.20	5.0	24	5	5	5	3	4	1	0	0	2	1	1	1	1	0	4	6	1	92	56	0-0	
vs UCONN (N)	03-22-26	*	L			7.67	4.1	24	6	5	5	4	6	1	0	2	2	1	0	0	0	0	4	3	1	107	60	0-0	
<b>Totals</b>	<b>App:6</b>	<b>GS:5</b>	<b>1-3</b>	<b>0</b>	<b>0</b>	<b>7.67</b>	<b>29.1</b>	<b>141</b>	<b>33</b>	<b>25</b>	<b>25</b>	<b>14</b>	<b>32</b>	<b>7</b>	<b>2</b>	<b>5</b>	<b>6</b>	<b>7</b>	<b>1</b>	<b>4</b>	<b>2</b>	<b>0</b>	<b>34</b>	<b>19</b>	<b>8</b>	<b>564</b>	<b>343</b>	<b>3-3</b>	
<b>Averages</b>							<b>5.0</b>	<b>23.5</b>	<b>5.5</b>	<b>4.2</b>	<b>4.2</b>	<b>2.3</b>	<b>5.3</b>	<b>1.2</b>	<b>0.3</b>	<b>0.8</b>	<b>1.0</b>	<b>1.2</b>	<b>0.2</b>	<b>0.7</b>	<b>0.3</b>	<b>0.0</b>	<b>5.7</b>	<b>3.2</b>	<b>1.3</b>	<b>94</b>	<b>57</b>	<b>100%</b>	

# San Diego State Baseball 2025-2026 Season

(As of Mar 27, 2026)

## San Diego State Game-By-Game Individual Stats

### #43 LETTOW, Rohan

#### Hitting

OPPONENT	DATE	GS	POS	SPOT	AVG	OBP	SLG	AB	PA	R	H	2B	3B	HR	RBI	XB	TB	BB	K	SF	SH	LOB	SB-ATT	PO	A	E
at San Jose State	03-20-26	*	P	10																			-	0	0	0
<b>Totals</b>	<b>GP:6</b>	<b>GS:6</b>			0	0	0	0	0	0	0	0	0	0	0	0	0	0	0	0	0	0	-	1	3	1
<b>Per Game</b>																							0-0	0.2	0.5	0.2

#### Hitting by lineup spot

SPOT	GP-S	AVG	OBP	SLG	AB	PA	R	H	2B	3B	HR	RBI	XB	TB	BB	K	SF	SH	GDP	LOB	SB-ATT
------	------	-----	-----	-----	----	----	---	---	----	----	----	-----	----	----	----	---	----	----	-----	-----	--------

#### Pitching

OPPONENT	DATE	GS	W-L	CG	SV	ERA	IP	BF	H	R	ER	BB	K	2B	3B	HR	WP	HP	BK	SFA	SHA	GDP	FLY	GND	KL	TP	STK	INH	S-R
LIU	02-13-26	*				6.75	4.0	19	6	4	3	2	10	0	0	1	0	0	0	0	0	0	1	0	4	87	52	0-0	
BYU	02-20-26	*	W			2.53	6.2	24	2	0	0	2	10	0	0	0	0	1	0	0	0	0	7	2	2	101	63	0-0	
at Washington	02-27-26	*	W			2.70	6.0	25	4	3	2	2	7	1	1	1	0	0	0	0	0	0	6	5	2	92	61	0-0	
Saint Marys	03-06-26	*				2.53	4.2	23	4	2	1	4	4	1	0	0	1	1	0	0	0	0	5	5	1	85	48	0-0	
Washington State	03-13-26	*	W			3.08	5.0	23	6	4	3	2	7	2	2	0	0	0	0	0	0	0	4	3	1	90	54	0-0	
at San Jose State	03-20-26	*				2.97	7.0	26	6	2	2	1	6	1	0	1	0	0	0	0	0	0	6	7	0	91	68	0-0	
<b>Totals</b>	<b>App:6</b>	<b>GS:6</b>	<b>3-0</b>	<b>0</b>	<b>0</b>	<b>2.97</b>	<b>33.1</b>	<b>140</b>	<b>28</b>	<b>15</b>	<b>11</b>	<b>13</b>	<b>44</b>	<b>5</b>	<b>3</b>	<b>3</b>	<b>1</b>	<b>2</b>	<b>0</b>	<b>0</b>	<b>0</b>	<b>0</b>	<b>29</b>	<b>22</b>	<b>10</b>	<b>546</b>	<b>346</b>	<b>0-0</b>	
<b>Averages</b>						5.2	23.3	4.7	2.5	1.8	2.2	7.3	0.8	0.5	0.5	0.2	0.3	0.0	0.0	0.0	0.0	0.0	4.8	3.7	1.7	91	58		

**San Diego State Baseball 2025-2026 Season**

(As of Mar 27, 2026)

San Diego State Game-By-Game Individual Stats

**#44 BOYD, Reeve**

**Hitting**

OPPONENT	DATE	GS	POS	SPOT	AVG	OBP	SLG	AB	PA	R	H	2B	3B	HR	RBI	XB	TB	BB	K	SF	SH	LOB	SB-ATT	PO	A	E
LIU	02-15-26	*	lf	8	.000	.000	.000	3	3	0	0	0	0	0	0	0	0	0	0	0	0	0	0-0	0	0	0
at UC Irvine	02-18-26	*	LF	9	.000	.000	.000	2	2	0	0	0	0	0	0	0	0	0	2	0	0	0	0-0	1	0	0
San Diego	02-22-26		PH/ff	5	.000	.000	.000	2	2	0	0	0	0	0	0	0	0	0	1	0	0	0	0-0	0	0	0
Washington State	03-14-26	*	dh	8	.200	.200	.200	3	3	1	2	0	0	0	0	0	2	0	0	0	0	0	0-0	0	0	0
at San Jose State	03-20-26	*	DH	8	.182	.182	.182	1	1	0	0	0	0	0	0	0	0	0	0	0	0	0	0-0	0	0	0
vs UCONN (N)	03-21-26	*	DH	8	.154	.154	.154	2	3	0	0	0	0	0	0	0	0	0	1	0	1	2	0-0	0	0	0
<b>Totals</b>	<b>GP:6</b>		<b>GS:5</b>		<b>.154</b>	<b>.154</b>	<b>.154</b>	<b>13</b>	<b>14</b>	<b>1</b>	<b>2</b>	<b>0</b>	<b>0</b>	<b>0</b>	<b>0</b>	<b>0</b>	<b>2</b>	<b>0</b>	<b>4</b>	<b>0</b>	<b>1</b>	<b>2</b>	<b>0-0</b>	<b>1</b>	<b>0</b>	<b>0</b>
<b>Per Game</b>								<b>2.2</b>	<b>2.3</b>	<b>0.2</b>	<b>0.3</b>	<b>0.0</b>	<b>0.0</b>	<b>0.0</b>	<b>0.0</b>	<b>0.0</b>	<b>0.3</b>	<b>0.0</b>	<b>0.7</b>	<b>0.0</b>	<b>0.2</b>	<b>0.3</b>	<b>.0-0</b>	<b>0.2</b>	<b>0.0</b>	<b>0.0</b>

Hitting by lineup spot

SPOT	GP-S	AVG	OBP	SLG	AB	PA	R	H	2B	3B	HR	RBI	XB	TB	BB	K	SF	SH	GDP	LOB	SB-ATT
5	1-0	.000	.000	.000	2	2	0	0	0	0	0	0	0	0	1	0	0	0	0	0	0-0
8	4-4	.222	.200	.222	9	10	1	2	0	0	0	0	0	2	0	1	0	1	0	2	0-0
9	1-1	.000	.000	.000	2	2	0	0	0	0	0	0	0	0	2	0	0	0	0	0	0-0

# San Diego State Baseball 2025-2026 Season

(As of Mar 27, 2026)

## San Diego State Game-By-Game Individual Stats

### #45 LEMKE, Simon

#### Hitting

OPPONENT	DATE	GS	POS	SPOT	AVG	OBP	SLG	AB	PA	R	H	2B	3B	HR	RBI	XB	TB	BB	K	SF	SH	LOB	SB-ATT	PO	A	E
at San Jose State	03-21-26		P	10																			-	0	1	0
<b>Totals</b>	<b>GP:5</b>	<b>GS:0</b>			<b>0</b>	<b>0</b>	<b>0</b>	<b>0</b>	<b>0</b>	<b>0</b>	<b>0</b>	<b>0</b>	<b>0</b>	<b>0</b>	<b>0</b>	<b>0</b>	<b>0</b>	<b>0</b>	<b>0</b>	<b>0</b>	<b>0</b>	<b>0</b>	<b>0</b>	<b>0</b>	<b>1</b>	<b>0</b>
<b>Per Game</b>																								<b>0.0</b>	<b>0.2</b>	<b>0.0</b>

#### Hitting by lineup spot

SPOT	GP-S	AVG	OBP	SLG	AB	PA	R	H	2B	3B	HR	RBI	XB	TB	BB	K	SF	SH	GDP	LOB	SB-ATT
------	------	-----	-----	-----	----	----	---	---	----	----	----	-----	----	----	----	---	----	----	-----	-----	--------

#### Pitching

OPPONENT	DATE	GS	W-L	CG	SV	ERA	IP	BF	H	R	ER	BB	K	2B	3B	HR	WP	HP	BK	SFA	SHA	GDP	FLY	GND	KL	TP	STK	INH S-R
LIU	02-14-26					0.00	1.0	3	0	0	0	0	1	0	0	0	0	0	0	0	0	0	2	0	0	18	13	0-0
at Washington	02-28-26					0.00	1.0	3	0	0	0	0	2	0	0	0	0	0	0	0	0	0	1	0	0	15	8	0-0
Long Beach State	03-04-26					0.00	1.0	5	0	0	0	2	1	0	0	0	1	0	0	0	0	0	1	1	1	31	16	0-0
Washington State	03-13-26					0.00	0.1	1	0	0	0	0	0	0	0	0	0	0	0	0	0	0	0	1	0	4	4	0-3
at San Jose State	03-21-26		L			2.45	0.1	4	1	1	1	2	0	0	0	0	0	0	0	0	1	0	0	1	0	24	14	0-0
<b>Totals</b>	<b>App:5</b>	<b>GS:0</b>	<b>0-1</b>	<b>0</b>	<b>0</b>	<b>2.45</b>	<b>3.2</b>	<b>16</b>	<b>1</b>	<b>1</b>	<b>1</b>	<b>4</b>	<b>4</b>	<b>0</b>	<b>0</b>	<b>0</b>	<b>1</b>	<b>0</b>	<b>0</b>	<b>1</b>	<b>0</b>	<b>4</b>	<b>3</b>	<b>1</b>	<b>92</b>	<b>55</b>	<b>0-3</b>	
<b>Averages</b>							<b>0.2</b>	<b>3.2</b>	<b>0.2</b>	<b>0.2</b>	<b>0.2</b>	<b>0.8</b>	<b>0.8</b>	<b>0.0</b>	<b>0.0</b>	<b>0.0</b>	<b>0.2</b>	<b>0.0</b>	<b>0.0</b>	<b>0.0</b>	<b>0.2</b>	<b>0.0</b>	<b>0.8</b>	<b>0.6</b>	<b>0.2</b>	<b>18</b>	<b>11</b>	

# San Diego State Baseball 2025-2026 Season

(As of Mar 27, 2026)

## San Diego State Game-By-Game Individual Stats

### #46 TALAVS, Drew

#### Hitting

OPPONENT	DATE	GS	POS	SPOT	AVG	OBP	SLG	AB	PA	R	H	2B	3B	HR	RBI	XB	TB	BB	K	SF	SH	LOB	SB-ATT	PO	A	E
vs UCONN (N)	03-21-26	*	P	10																			-	1	0	0
<b>Totals</b>	<b>GP:6</b>	<b>GS:6</b>			<b>0</b>	<b>0</b>	<b>0</b>																-	<b>2</b>	<b>4</b>	<b>0</b>
<b>Per Game</b>								<b>0</b>	<b>0</b>	<b>0</b>	<b>0</b>	<b>0</b>	<b>0</b>	<b>0</b>	<b>0</b>	<b>0</b>	<b>0</b>	<b>0</b>	<b>0</b>	<b>0</b>	<b>0</b>	<b>0</b>	<b>0-0</b>	<b>0.3</b>	<b>0.7</b>	<b>0.0</b>

#### Hitting by lineup spot

SPOT	GP-S	AVG	OBP	SLG	AB	PA	R	H	2B	3B	HR	RBI	XB	TB	BB	K	SF	SH	GDP	LOB	SB-ATT
------	------	-----	-----	-----	----	----	---	---	----	----	----	-----	----	----	----	---	----	----	-----	-----	--------

#### Pitching

OPPONENT	DATE	GS	W-L	CG	SV	ERA	IP	BF	H	R	ER	BB	K	2B	3B	HR	WP	HP	BK	SFA	SHA	GDP	FLY	GND	KL	TP	STK	INH S-R
LIU	02-14-26	*	W			3.60	5.0	21	4	2	2	2	8	1	0	0	2	1	0	0	0	1	2	4	4	84	58	0-0
Utah	02-21-26	*	L			3.60	5.0	22	4	3	2	1	6	0	0	2	0	2	0	0	0	0	4	4	1	86	56	0-0
at Washington	02-28-26	*	W			2.81	6.0	23	2	1	1	3	8	1	0	0	0	0	0	0	0	0	4	6	2	100	66	0-0
Saint Marys	03-07-26	*				4.29	5.0	25	8	6	5	2	4	1	0	1	2	0	0	0	0	0	4	6	3	90	55	0-0
Washington State	03-14-26	*	L			5.68	4.1	21	3	6	6	3	7	0	2	0	1	2	0	1	1	0	2	3	4	86	48	0-0
vs UCONN (N)	03-21-26	*				5.34	5.0	25	7	2	2	3	4	2	0	1	0	0	0	0	0	0	7	4	0	106	64	0-0
<b>Totals</b>	<b>App:6</b>	<b>GS:6</b>	<b>2-2</b>	<b>0</b>	<b>0</b>	<b>5.34</b>	<b>30.1</b>	<b>137</b>	<b>28</b>	<b>20</b>	<b>18</b>	<b>14</b>	<b>37</b>	<b>5</b>	<b>2</b>	<b>4</b>	<b>5</b>	<b>5</b>	<b>0</b>	<b>1</b>	<b>1</b>	<b>1</b>	<b>23</b>	<b>27</b>	<b>14</b>	<b>552</b>	<b>347</b>	<b>0-0</b>
<b>Averages</b>							<b>5.0</b>	<b>22.8</b>	<b>4.7</b>	<b>3.3</b>	<b>3.0</b>	<b>2.3</b>	<b>6.2</b>	<b>0.8</b>	<b>0.3</b>	<b>0.7</b>	<b>0.8</b>	<b>0.8</b>	<b>0.0</b>	<b>0.2</b>	<b>0.2</b>	<b>0.2</b>	<b>3.8</b>	<b>4.5</b>	<b>2.3</b>	<b>92</b>	<b>58</b>	

**San Diego State Baseball 2025-2026 Season**

(As of Mar 27, 2026)

**San Diego State Game-By-Game Individual Stats**

**#48 KELLY, Zane**

**Hitting**

OPPONENT	DATE	GS	POS	SPOT	AVG	OBP	SLG	AB	PA	R	H	2B	3B	HR	RBI	XB	TB	BB	K	SF	SH	LOB	SB-ATT	PO	A	E
LIU	02-13-26	*	rf	8	.000	.600	.000	2	5	1	0	0	0	0	0	0	0	3	0	0	0	0	0-0	2	0	1
LIU	02-14-26	*	cf	8	.000	.444	.000	3	4	1	0	0	0	0	0	0	0	1	1	0	0	1	0-0	1	0	0
LIU	02-15-26	*	rf	8	.167	.500	.167	1	1	0	1	0	0	0	1	0	1	0	0	0	0	0	0-0	1	0	0
at UC Irvine	02-18-26	*	RF	8	.300	.500	.500	4	4	1	2	0	1	0	1	1	4	0	1	0	0	0	0-0	0	0	0
BYU	02-20-26	*	rf	8	.231	.412	.385	3	3	0	0	0	0	0	0	0	0	0	1	0	0	0	0-0	1	0	0
Utah	02-21-26	*	rf	8	.188	.350	.313	3	3	0	0	0	0	0	0	0	0	0	1	0	0	0	0-0	1	0	0
San Diego	02-22-26	*	rf	8	.176	.333	.294	1	1	0	0	0	0	0	0	0	0	0	1	0	0	1	0-0	0	0	0
at UCLA	02-24-26	*	RF	9	.238	.360	.476	4	4	1	2	0	0	1	1	1	5	0	1	0	0	0	0-0	2	0	0
at Washington	02-27-26	*	rf	9	.231	.333	.423	5	5	0	1	0	0	0	1	0	1	0	0	0	0	1	0-0	4	0	0
at Washington	02-28-26	*	rf	9	.250	.364	.464	2	3	1	1	1	0	0	1	1	2	1	1	0	0	0	1-1	1	0	0
at Washington	03-01-26	*	rf	9	.219	.324	.406	4	4	0	0	0	0	0	0	0	0	0	3	0	0	4	0-0	1	0	0
at Washington	03-02-26	*	rf	9	.200	.300	.371	3	3	0	0	0	0	0	0	0	0	0	2	0	0	0	0-0	2	0	0
Long Beach State	03-04-26	*	rf	9	.205	.311	.359	4	5	0	1	0	0	0	0	0	1	1	0	0	0	0	1-1	1	0	0
Saint Marys	03-08-26	*	rf	8	.186	.300	.326	4	5	0	0	0	0	0	0	0	0	1	2	0	0	0	0-0	3	0	0
at Cal State Fullerton	03-10-26	*	RF	8	.170	.278	.298	4	4	0	0	0	0	0	0	0	0	0	1	0	0	3	0-0	2	0	0
Washington State	03-13-26	*	rf	9	.180	.293	.300	3	4	1	1	0	0	0	2	0	1	1	1	0	0	1	1-1	0	0	0
Washington State	03-14-26	*	rf	9	.189	.306	.302	3	4	0	1	0	0	0	1	0	1	1	0	0	0	0	0-0	2	0	0
Washington State	03-15-26	*	rf	8	.193	.313	.298	4	5	2	1	0	0	0	0	0	1	0	0	0	1	0-0	1	0	0	
at USC	03-17-26	*	RF	9	.180	.296	.279	4	4	0	0	0	0	0	0	0	0	0	3	0	0	0	0-0	2	0	0
at San Jose State	03-20-26	*	RF	9	.177	.329	.274	1	5	0	0	0	0	0	0	0	0	3	0	0	0	0	1-2	2	0	0
vs UCONN (N)	03-21-26	*	RF	9	.197	.338	.303	4	4	1	2	1	0	0	0	1	3	0	1	0	0	1	0-0	5	0	0
at San Jose State	03-21-26	*	RF	7	.191	.329	.294	2	2	0	0	0	0	0	0	0	0	0	0	0	0	3	0-0	1	0	0
vs UCONN (N)	03-22-26	*	RF	9	.197	.337	.296	3	4	0	1	0	0	0	0	0	1	1	0	0	0	2	0-0	1	0	0
UC Irvine	03-24-26	*	rf	9	.216	.356	.365	3	4	2	2	1	0	1	4	2	6	0	0	0	0	0	1-1	1	0	0
<b>Totals</b>	<b>GP:24</b>	<b>GS:22</b>			<b>.216</b>	<b>.356</b>	<b>.365</b>	<b>74</b>	<b>90</b>	<b>11</b>	<b>16</b>	<b>3</b>	<b>1</b>	<b>2</b>	<b>12</b>	<b>6</b>	<b>27</b>	<b>13</b>	<b>20</b>	<b>0</b>	<b>0</b>	<b>18</b>	<b>5-6</b>	<b>37</b>	<b>0</b>	<b>1</b>
<b>Per Game</b>								<b>3.1</b>	<b>3.8</b>	<b>0.5</b>	<b>0.7</b>	<b>0.1</b>	<b>0.0</b>	<b>0.1</b>	<b>0.5</b>	<b>0.3</b>	<b>1.1</b>	<b>0.5</b>	<b>0.8</b>	<b>0.0</b>	<b>0.0</b>	<b>0.8</b>	<b>.2-.3</b>	<b>1.5</b>	<b>0.0</b>	<b>0.0</b>

**Hitting by lineup spot**

SPOT	GP-S	AVG	OBP	SLG	AB	PA	R	H	2B	3B	HR	RBI	XB	TB	BB	K	SF	SH	GDP	LOB	SB-ATT
7	1-0	.000	.000	.000	2	2	0	0	0	0	0	0	0	0	0	0	0	0	0	3	0-0
8	10-9	.138	.286	.207	29	35	5	4	0	1	0	2	1	6	5	8	0	0	0	6	0-0
9	13-13	.279	.415	.488	43	53	6	12	3	0	2	10	5	21	8	12	0	0	1	9	5-6

# San Diego State Baseball 2025-2026 Season

(As of Mar 27, 2026)

## San Diego State Game-By-Game Player Highs

OPPONENT	DATE	SCORE	Hitting									
			H	R	RBI	TB	BB	K	PO	A	E	
LIU	02-13-26	12-11	4-MAGPOC	3-TROSKY	4-MAGPOC	5-TROSKY	3-KELLY	3-MARNELL IV	15-JUSTICE	3-SANTANA	1-SANTANA KELLY	
LIU	02-14-26	12-5	3-FARRELL	4-FARRELL	3-FARRELL MAGPOC	6-FARRELL	1-FARRELL KELLY PETERSON	1-SANTANA TROSKY MAGPOC JUSTICE KELLY PETERSON RUTTER	16-JUSTICE	3-TROSKY	1-JUSTICE	
LIU	02-15-26	6-5	2-TROSKY	2-SANTANA	2-PETERSON	4-SANTANA ADAMS PETERSON	1-SANTANA LOPEZ	2-PETERSON	14-ADAMS	3-LOPEZ		
UC Irvine	02-18-26	2-5	2-TROSKY KELLY	1-KELLY PETERSON	1-SANTANA KELLY	4-KELLY	1-FARRELL MARNELL IV	2-BOYD EMMERMAN	12-JUSTICE	1-SANTANA CANAVAN JUSTICE PETERSON		
BYU	02-20-26	3-0	2-JACKSON	1-SANTANA TROSKY FARRELL	3-JACKSON	3-JACKSON	1-FARRELL	2-MARNELL IV PETERSON RUTTER	13-JUSTICE	1-TROSKY LETTOW PETERSON		
Utah	02-21-26	0-7	1-TROSKY FARRELL MARNELL IV PETERSON			3-TROSKY	1-MARNELL IV JACKSON RUTTER	2-MARNELL IV	15-JUSTICE	11-PETERSON	1-TROSKY FARRELL RUTTER	
San Diego	02-22-26	4-15	2-TROSKY ADAMS	1-TROSKY FARRELL MAGPOC ADAMS	1-TROSKY JACKSON ADAMS PETERSON	5-ADAMS	1-FARRELL ADAMS	1-FARRELL BOYD KELLY ADAMS PETERSON RUTTER	10-FARRELL	6-EMMERMAN		
UCLA	02-24-26	4-3	2-TROSKY KELLY PETERSON	1-TROSKY MARNELL IV KELLY PETERSON	1-MARNELL IV JUSTICE KELLY PETERSON	6-PETERSON	1-JUSTICE	2-FARRELL MAGPOC	9-FARRELL JUSTICE	3-SANTANA PETERSON		
Washington	02-27-26	9-4	3-MARNELL IV JACKSON	2-SANTANA TROSKY PETERSON	5-MARNELL IV	7-MARNELL IV	1-TROSKY FARRELL	2-MAGPOC	11-JUSTICE	4-SANTANA	1-LETTOW	
Washington	02-28-26	3-2	1-FARRELL MAGPOC JACKSON JUSTICE KELLY	1-SANTANA JACKSON KELLY	1-FARRELL JACKSON KELLY	4-JACKSON	1-SANTANA JUSTICE KELLY	3-JACKSON PETERSON	11-JUSTICE	3-SANTANA		
Washington	03-01-26	2-11	2-FARRELL	2-FARRELL	2-MAGPOC	3-FARRELL	1-SANTANA TROSKY JACKSON ADAMS PETERSON	3-MARNELL IV KELLY	7-ADAMS	5-TROSKY	1-PETERSON	
Washington	03-02-26	1-4	2-MAGPOC	1-SANTANA	1-JUSTICE	2-TROSKY MAGPOC JUSTICE PETERSON	1-SANTANA	4-FARRELL	11-JUSTICE	1-TROSKY FARRELL LOPEZ	1-FARRELL	
Long Beach State	03-04-26	13-10	3-TROSKY JACKSON	3-PETERSON	4-JACKSON JUSTICE	7-JACKSON	2-JUSTICE PETERSON	3-MAGPOC	12-JUSTICE	5-SANTANA	1-PETERSON	
Saint Marys	03-06-26	3-2	2-TROSKY FARRELL PETERSON	2-TROSKY	3-PETERSON	6-PETERSON		1-SANTANA FARRELL MAGPOC MARNELL IV JACKSON JUSTICE RUTTER	10-JUSTICE	3-SANTANA	2-PETERSON	
Saint Marys	03-07-26	9-12	3-JUSTICE	2-TROSKY JUSTICE PETERSON	4-JUSTICE	5-JUSTICE	2-SANTANA TROSKY	3-MAGPOC PETERSON	8-FARRELL	4-TROSKY	1-SANTANA PETERSON	
Saint Marys	03-08-26	6-9	2-TROSKY	2-TROSKY	2-PETERSON	2-TROSKY PETERSON	2-FARRELL JUSTICE	2-MAGPOC MARNELL IV KELLY	9-JUSTICE	2-SANTANA	1-JOHNSON	
Cal State Fullerton	03-10-26	2-3	2-JUSTICE	1-TROSKY PETERSON	1-SANTANA JUSTICE	2-JUSTICE	1-SANTANA TROSKY PETERSON	2-FARRELL MARNELL IV PETERSON	10-JUSTICE	2-SANTANA TROSKY	1-ABADIE PETERSON	
Washington State	03-13-26	14-4	2-SANTANA TROSKY MAGPOC MARNELL IV JACKSON	4-MAGPOC	4-FARRELL	4-FARRELL	1-MAGPOC MARNELL IV JUSTICE KELLY	2-PETERSON	9-JUSTICE	2-TROSKY	1-PETERSON	
Washington State	03-14-26	2-7	2-TROSKY BOYD PETERSON	1-SANTANA BOYD	1-TROSKY KELLY	4-TROSKY	1-SANTANA JACKSON KELLY	1-FARRELL MAGPOC JACKSON JUSTICE	10-JUSTICE	5-SANTANA		
Washington State	03-15-26	15-10	4-MARNELL IV	2-SANTANA TROSKY FARRELL JUSTICE KELLY PETERSON	4-FARRELL	5-FARRELL MARNELL IV	2-JUSTICE	3-FARRELL	9-FARRELL JUSTICE	5-SANTANA		
USC	03-17-26	4-7	3-PETERSON	1-TROSKY FARRELL JUSTICE PETERSON	2-MAGPOC	3-JUSTICE PETERSON	1-SANTANA TROSKY FARRELL JUSTICE PETERSON	3-KELLY	8-JUSTICE	3-TROSKY		
San Jose State	03-20-26	2-3	2-MAGPOC JACKSON PETERSON	1-SANTANA PETERSON	1-JUSTICE	4-PETERSON	3-KELLY	3-PETERSON	10-FARRELL JUSTICE	4-TROSKY		
UCONN (N)	03-21-26	6-4	3-JUSTICE	2-TROSKY	2-JUSTICE	4-PETERSON	2-SANTANA	1-MAGPOC JACKSON JUSTICE BOYD	8-FARRELL	4-TROSKY		

OPPONENT	DATE	SCORE	H	R	RBI	TB	BB	K	PO	A	E
San Jose State	03-21-26	8-9	3-JACKSON	2-SANTANA FARRELL JACKSON	2-JACKSON	4-JACKSON	2-SANTANA MAGPOC	KELLY PETERSON 1-LOPEZ EMMERMAN ADAMS	8-FARRELL	3-SANTANA EMMERMAN	1-JOHNSON
UCONN (N)	03-22-26	5-7	2-MARNELL IV JACKSON JUSTICE	2-JACKSON	2-MAGPOC MARNELL IV	5-JACKSON	1-MAGPOC JACKSON KELLY PETERSON	1-SANTANA FARRELL	11-JUSTICE	2-TROSKY	
UC Irvine	03-24-26	8-4	2-FARRELL KELLY	2-SANTANA KELLY	4-KELLY	6-KELLY	1-FARRELL JACKSON	3-MAGPOC	11-FARRELL	4-PETERSON	

# San Diego State Baseball 2025-2026 Season

(As of Mar 27, 2026)

## San Diego State Game - By - Game Player Highs

OPPONENT	DATE	SCORE	IP	Pitching					
				H	R	ER	BB	K	
LIU	02-13-26	12-11	4-LETTOW	6-LETTOW	4-LETTOW	3-MCKNIGHT ABADIE LETTOW	2-LETTOW	10-LETTOW	
LIU	02-14-26	12-5	5-TALAVS	4-TALAVS	3-MCBEAN	3-MCBEAN	2-TALAVS	8-TALAVS	
LIU	02-15-26	6-5	7-JOHNSON	2-JOHNSON LAFAVE RUSSELL	2-JOHNSON LAFAVE	1-JOHNSON LAFAVE	2-JOHNSON	11-JOHNSON	
UC Irvine	02-18-26	2-5	5-BELARDES	6-BELARDES	4-BELARDES	4-BELARDES	1-BELARDES	8-BELARDES	
BYU	02-20-26	3-0	6.2-LETTOW	2-LETTOW			2-LETTOW	10-LETTOW	
Utah	02-21-26	0-7	5-TALAVS	4-TALAVS	4-MCKNIGHT	3-MCKNIGHT	4-MCKNIGHT	6-TALAVS	
San Diego	02-22-26	4-15	2-FROHN JOHNSON	4-JOHNSON	5-JOHNSON		4-JOHNSON	4-JOHNSON	
UCLA	02-24-26	4-3	5.1-BELARDES	3-BELARDES	3-BELARDES	3-BELARDES	3-BELARDES	5-RUSSELL	
Washington	02-27-26	9-4	6-LETTOW	4-LETTOW	3-LETTOW	2-LETTOW	2-LETTOW	7-LETTOW	
Washington	02-28-26	3-2	6-TALAVS	2-ABADIE TALAVS	1-ABADIE TALAVS	1-ABADIE TALAVS	3-TALAVS	8-TALAVS	
Washington	03-01-26	2-11	2.2-FROHN	7-JOHNSON	8-JOHNSON	7-JOHNSON	3-JOHNSON	3-FALLA	
Washington	03-02-26	1-4	6-BELARDES	6-BELARDES	3-BELARDES	3-BELARDES	2-BELARDES	9-BELARDES	
Long Beach State	03-04-26	13-10	3-MCKNIGHT	8-MCKNIGHT	8-MCKNIGHT	3-MCKNIGHT	2-LEMKE	4-MCKNIGHT	
Saint Marys	03-06-26	3-2	4.2-LETTOW	4-LETTOW	2-LETTOW	1-LETTOW	4-LETTOW	6-RUSSELL	
Saint Marys	03-07-26	9-12	5-TALAVS	8-TALAVS	6-TALAVS	5-TALAVS	2-CANAVAN TALAVS	4-TALAVS	
Saint Marys	03-08-26	6-9	4.1-JOHNSON	7-BELARDES	5-BELARDES	5-BELARDES	3-JOHNSON	5-JOHNSON	
Cal State Fullerton	03-10-26	2-3	6-MCKNIGHT	4-MCKNIGHT	2-FROHN	1-FROHN ARAIZA	1-FROHN ABADIE ARAIZA	7-MCKNIGHT	
Washington State	03-13-26	14-4	5-LETTOW	6-LETTOW	4-LETTOW	3-LETTOW	3-CANAVAN	7-LETTOW	
Washington State	03-14-26	2-7	4.1-TALAVS	3-TALAVS	6-TALAVS	6-TALAVS	3-TALAVS	7-TALAVS	
Washington State	03-15-26	15-10	5-BELARDES	5-BELARDES	5-BELARDES	5-BELARDES	3-BELARDES	4-BELARDES	
USC	03-17-26	4-7	5-MCKNIGHT	5-MCKNIGHT	4-MCKNIGHT	4-MCKNIGHT	3-RUSSELL	4-MCKNIGHT	
San Jose State	03-20-26	2-3	7-LETTOW	6-LETTOW	2-LETTOW	2-LETTOW	1-FROHN LETTOW	6-LETTOW	
UCONN (N)	03-21-26	6-4	5-TALAVS	7-TALAVS	2-RUSSELL TALAVS	2-RUSSELL TALAVS	3-TALAVS	4-TALAVS	
San Jose State	03-21-26	8-9	2.2-MCKNIGHT	7-JOHNSON	6-JOHNSON	5-JOHNSON	2-MCKNIGHT LEMKE	2-MCKNIGHT	
UCONN (N)	03-22-26	5-7	4.1-BELARDES	6-BELARDES	5-BELARDES	5-BELARDES	4-BELARDES	6-BELARDES	
UC Irvine	03-24-26	8-4	3-MCKNIGHT FROHN ABADIE	5-ABADIE	2-FROHN ABADIE	2-FROHN ABADIE	2-FROHN	4-FROHN	

## San Diego State Baseball 2025-2026 Season

(As of Mar 27, 2026)

### San Diego State Multi-hit/RBI/Run Games and Hitting Streaks

MULTIPLE HIT GAMES	2	3	4	5+	TOTAL
TROSKY, Jabin	10	2	0	0	12
JACKSON, Jake	7	3	0	0	10
PETERSON, Tyce	9	1	0	0	10
MAGPOC, Adam	6	1	1	0	8
FARRELL, Max	6	1	0	0	7
JUSTICE, Zach	5	2	0	0	7
MARNELL IV, Anthony	3	1	1	0	5
SANTANA, Dawson	4	0	0	0	4
KELLY, Zane	4	0	0	0	4
BOYD, Reeve	1	0	0	0	1
LOPEZ, Nate	1	0	0	0	1
ADAMS, Gage	1	0	0	0	1
RUTTER, Drew	0	1	0	0	1

HITTING STREAKS	LONGEST	CURRENT
JUSTICE, Zach	10	2
TROSKY, Jabin	9	1
PETERSON, Tyce	7	1
MAGPOC, Adam	7	0
JACKSON, Jake	5	0
FARRELL, Max	4	4
SANTANA, Dawson	4	3
MARNELL IV, Anthony	4	2
KELLY, Zane	3	2
RUTTER, Drew	2	2
ADAMS, Gage	2	1
BOYD, Reeve	1	0
LOPEZ, Nate	1	0
EMMERMAN, Marc	1	0

REACHED SAFELY STREAKS (H,BB,IBB,HBP)	LONGEST	CURRENT
PETERSON, Tyce	16	16
TROSKY, Jabin	14	1
JUSTICE, Zach	13	4
SANTANA, Dawson	12	12
JACKSON, Jake	11	11
FARRELL, Max	11	7
MAGPOC, Adam	7	0
ADAMS, Gage	4	4
MARNELL IV, Anthony	4	2
KELLY, Zane	4	2
RUTTER, Drew	2	2
LOPEZ, Nate	2	1
BOYD, Reeve	1	0
EMMERMAN, Marc	1	0

MULTIPLE RBI GAMES	2	3	4	5+	TOTAL
MARNELL IV, Anthony	4	1	0	1	6
SANTANA, Dawson	4	1	0	0	5
MAGPOC, Adam	3	1	1	0	5
JUSTICE, Zach	3	0	2	0	5
PETERSON, Tyce	3	1	0	0	4
FARRELL, Max	0	1	2	0	3
JACKSON, Jake	1	1	1	0	3
KELLY, Zane	1	0	1	0	2
RUTTER, Drew	0	1	0	0	1

MULTIPLE RUN GAMES	2	3	4	5+	TOTAL
TROSKY, Jabin	7	1	0	0	8
SANTANA, Dawson	7	0	0	0	7
FARRELL, Max	4	0	1	0	5
JACKSON, Jake	4	0	0	0	4
JUSTICE, Zach	4	0	0	0	4
PETERSON, Tyce	3	1	0	0	4
MAGPOC, Adam	1	0	1	0	2
KELLY, Zane	2	0	0	0	2
MARNELL IV, Anthony	1	0	0	0	1
LOPEZ, Nate	1	0	0	0	1

REACHED BASE STREAKS (H,BB,IBB,HBP,C,I,E,FC)	LONGEST	CURRENT
JUSTICE, Zach	18	18
PETERSON, Tyce	16	16
TROSKY, Jabin	14	1
SANTANA, Dawson	12	12
JACKSON, Jake	11	11
FARRELL, Max	11	7
MAGPOC, Adam	8	0
ADAMS, Gage	4	4
MARNELL IV, Anthony	4	2
KELLY, Zane	4	2
RUTTER, Drew	2	2
LOPEZ, Nate	2	1
BOYD, Reeve	1	0
EMMERMAN, Marc	1	0

# San Diego State Baseball 2025-2026 Season

(As of Mar 27, 2026)

## San Diego State Starting Lineups

OPPONENT	DATE		SCORE							
	1	2	3	4	5	6	7	8	9	-
<b>LIU -- 02-13-26 -- 12-11 (W)</b>	1 SANTANA, Dawson 2b	17 FARRELL, Max 1b	2 MAGPOC, Adam lf	3 JACKSON, Jake cf	8 PETERSON, Tyce 3b	36 JUSTICE, Zach c	29 MARNELL IV, Anthony dh	48 KELLY, Zane rf	12 TROSKY, Jabin ss	43 LETTOW, Rohan p
<b>LIU -- 02-14-26 -- 12-5 (W)</b>	1 SANTANA, Dawson 2b	17 FARRELL, Max 1b	2 MAGPOC, Adam lf	8 PETERSON, Tyce 3b	36 JUSTICE, Zach c	9 RUTTER, Drew rf	5 LOPEZ, Nate dh	48 KELLY, Zane cf	12 TROSKY, Jabin ss	46 TALAVS, Drew p
<b>LIU -- 02-15-26 -- 6-5 (W)</b>	1 SANTANA, Dawson 2b	17 FARRELL, Max 1b	2 MAGPOC, Adam cf	8 PETERSON, Tyce dh	12 TROSKY, Jabin ss	5 LOPEZ, Nate 3b	9 RUTTER, Drew rf/lf	44 BOYD, Reeve lf	7 ADAMS, Gage c	23 JOHNSON, Carson p
<b>at UC Irvine -- 02-18-26 -- 2-5 (L)</b>	1 SANTANA, Dawson 2B	17 FARRELL, Max 1B	2 MAGPOC, Adam CF	8 PETERSON, Tyce 3b	36 JUSTICE, Zach C	12 TROSKY, Jabin SS	6 EMMERMAN, Marc DH	48 KELLY, Zane RF	44 BOYD, Reeve LF	41 BELARDES, Alec P
<b>BYU -- 02-20-26 -- 3-0 (W)</b>	1 SANTANA, Dawson 2b	17 FARRELL, Max 1b	12 TROSKY, Jabin ss	3 JACKSON, Jake cf	8 PETERSON, Tyce 3b	36 JUSTICE, Zach c	29 MARNELL IV, Anthony dh	48 KELLY, Zane rf	9 RUTTER, Drew lf	43 LETTOW, Rohan p
<b>Utah -- 02-21-26 -- 0-7 (L)</b>	1 SANTANA, Dawson 2b	17 FARRELL, Max 1b	12 TROSKY, Jabin ss	3 JACKSON, Jake cf	8 PETERSON, Tyce 3b	36 JUSTICE, Zach c	29 MARNELL IV, Anthony dh	48 KELLY, Zane rf	9 RUTTER, Drew lf	46 TALAVS, Drew p
<b>San Diego -- 02-22-26 -- 4-15 (L)</b>	17 FARRELL, Max 1b/rf	12 TROSKY, Jabin ss	2 MAGPOC, Adam lf	3 JACKSON, Jake cf	1 SANTANA, Dawson 2b	8 PETERSON, Tyce dh	5 LOPEZ, Nate 3b	48 KELLY, Zane rf	7 ADAMS, Gage c	23 JOHNSON, Carson p
<b>at UCLA -- 02-24-26 -- 4-3 (W)</b>	17 FARRELL, Max 1B	12 TROSKY, Jabin SS	2 MAGPOC, Adam LF	3 JACKSON, Jake CF	8 PETERSON, Tyce 3B	36 JUSTICE, Zach C	1 SANTANA, Dawson 2B	29 MARNELL IV, Anthony DH	48 KELLY, Zane RF	41 BELARDES, Alec P
<b>at Washington -- 02-27-26 -- 9-4 (W)</b>	17 FARRELL, Max 1b	12 TROSKY, Jabin ss	2 MAGPOC, Adam lf	3 JACKSON, Jake cf	8 PETERSON, Tyce 3b	36 JUSTICE, Zach c	1 SANTANA, Dawson 2b	29 MARNELL IV, Anthony dh	48 KELLY, Zane rf	43 LETTOW, Rohan p
<b>at Washington -- 02-28-26 -- 3-2 (W)</b>	17 FARRELL, Max 1b	12 TROSKY, Jabin ss	2 MAGPOC, Adam lf	3 JACKSON, Jake cf	8 PETERSON, Tyce 3b	36 JUSTICE, Zach c	1 SANTANA, Dawson 2b	29 MARNELL IV, Anthony dh	48 KELLY, Zane rf	46 TALAVS, Drew p
<b>at Washington -- 03-01-26 -- 2-11 (L)</b>	17 FARRELL, Max 1b	12 TROSKY, Jabin ss	2 MAGPOC, Adam lf	3 JACKSON, Jake cf	8 PETERSON, Tyce 3b	1 SANTANA, Dawson 2b	29 MARNELL IV, Anthony dh	7 ADAMS, Gage c	48 KELLY, Zane rf	23 JOHNSON, Carson p
<b>at Washington -- 03-02-26 -- 1-4 (L)</b>	17 FARRELL, Max 1b	12 TROSKY, Jabin ss	2 MAGPOC, Adam lf	8 PETERSON, Tyce dh	1 SANTANA, Dawson 2b	3 JACKSON, Jake cf	36 JUSTICE, Zach c	5 LOPEZ, Nate 3b	48 KELLY, Zane rf	41 BELARDES, Alec p
<b>Long Beach State -- 03-04-26 -- 13-10 (W)</b>	2 MAGPOC, Adam lf	12 TROSKY, Jabin ss	17 FARRELL, Max 1b	8 PETERSON, Tyce 3b	36 JUSTICE, Zach c	1 SANTANA, Dawson 2b	3 JACKSON, Jake cf	29 MARNELL IV, Anthony dh	48 KELLY, Zane rf	20 MCKNIGHT, Bryce p
<b>Saint Marys -- 03-06-26 -- 3-2 (W)</b>	2 MAGPOC, Adam lf	12 TROSKY, Jabin ss	17 FARRELL, Max 1b	8 PETERSON, Tyce 3b	36 JUSTICE, Zach c	1 SANTANA, Dawson 2b	3 JACKSON, Jake cf	29 MARNELL IV, Anthony dh	9 RUTTER, Drew rf	43 LETTOW, Rohan p
<b>Saint Marys -- 03-07-26 -- 9-12 (L)</b>	2 MAGPOC, Adam lf	12 TROSKY, Jabin ss	17 FARRELL, Max 1b	8 PETERSON, Tyce 3b	36 JUSTICE, Zach c	3 JACKSON, Jake cf	1 SANTANA, Dawson 2b	29 MARNELL IV, Anthony dh	9 RUTTER, Drew rf	46 TALAVS, Drew p
<b>Saint Marys -- 03-08-26 -- 6-9 (L)</b>	12 TROSKY, Jabin ss	17 FARRELL, Max 1b	8 PETERSON, Tyce 3b	36 JUSTICE, Zach c	3 JACKSON, Jake cf	1 SANTANA, Dawson 2b	29 MARNELL IV, Anthony dh	48 KELLY, Zane rf	2 MAGPOC, Adam lf	23 JOHNSON, Carson p
<b>at Cal State Fullerton -- 03-10-26 -- 2-3 (L)</b>	12 TROSKY, Jabin SS	17 FARRELL, Max 1b	8 PETERSON, Tyce 3B	36 JUSTICE, Zach C	3 JACKSON, Jake CF	1 SANTANA, Dawson 2B	29 MARNELL IV, Anthony DH	48 KELLY, Zane RF	2 MAGPOC, Adam LF	20 MCKNIGHT, Bryce SP
<b>Washington State -- 03-13-26 -- 14-4 (W)</b>	12 TROSKY, Jabin ss	17 FARRELL, Max	8 PETERSON, Tyce	36 JUSTICE, Zach c	3 JACKSON, Jake cf	2 MAGPOC, Adam lf	1 SANTANA, Dawson 2b	29 MARNELL IV, Anthony	48 KELLY, Zane rf	43 LETTOW, Rohan p

OPPONENT	DATE		SCORE							
1	2	3	4	5	6	7	8	9	-	
<b>Washington State -- 03-14-26 -- 2-7 (L)</b>										
12 TROSKY, Jabin ss	1b 17 FARRELL, Max 1b	3b 8 PETERSON, Tyce 3b	36 JUSTICE, Zach c	3 JACKSON, Jake cf	2 MAGPOC, Adam lf	1 SANTANA, Dawson 2b	44 BOYD, Reeve dh	48 KELLY, Zane rf	46 TALAVS, Drew p	
<b>Washington State -- 03-15-26 -- 15-10 (W)</b>										
12 TROSKY, Jabin ss	17 FARRELL, Max 1b	8 PETERSON, Tyce 3b	36 JUSTICE, Zach c	2 MAGPOC, Adam lf	29 MARNELL IV, Anthony dh	1 SANTANA, Dawson 2b	48 KELLY, Zane rf	9 RUTTER, Drew cf	41 BELARDES, Alec p	
<b>at USC -- 03-17-26 -- 4-7 (L)</b>										
12 TROSKY, Jabin SS	17 FARRELL, Max 1B	8 PETERSON, Tyce 3B	36 JUSTICE, Zach C	2 MAGPOC, Adam LF	29 MARNELL IV, Anthony DH	3 JACKSON, Jake CF	1 SANTANA, Dawson 2B	48 KELLY, Zane RF	20 MCKNIGHT, Bryce P	
<b>at San Jose State -- 03-20-26 -- 2-3 (L)</b>										
12 TROSKY, Jabin SS	17 FARRELL, Max 1b	8 PETERSON, Tyce 3B	36 JUSTICE, Zach C	2 MAGPOC, Adam LF	3 JACKSON, Jake CF	1 SANTANA, Dawson 2B	44 BOYD, Reeve DH	48 KELLY, Zane RF	43 LETTOW, Rohan P	
<b>vs. UCONN (N) -- 03-21-26 -- 6-4 (W)</b>										
12 TROSKY, Jabin SS	17 FARRELL, Max 1B	8 PETERSON, Tyce 3B	36 JUSTICE, Zach C	2 MAGPOC, Adam LF	3 JACKSON, Jake CF	1 SANTANA, Dawson 2B	44 BOYD, Reeve DH	48 KELLY, Zane RF	46 TALAVS, Drew P	
<b>at San Jose State -- 03-21-26 -- 8-9 (L)</b>										
2 MAGPOC, Adam LF/3B	17 FARRELL, Max 1B	8 PETERSON, Tyce DH	3 JACKSON, Jake CF	1 SANTANA, Dawson SS/2B	9 RUTTER, Drew RF/LF	5 LOPEZ, Nate 3B	7 ADAMS, Gage C	6 EMMERMAN, Marc 2B	23 JOHNSON, Carson P	
<b>vs. UCONN (N) -- 03-22-26 -- 5-7 (L)</b>										
12 TROSKY, Jabin SS	36 JUSTICE, Zach C	8 PETERSON, Tyce 3B	3 JACKSON, Jake CF	17 FARRELL, Max 1B	2 MAGPOC, Adam LF	1 SANTANA, Dawson 2B	29 MARNELL IV, Anthony DH	48 KELLY, Zane RF	41 BELARDES, Alec P	
<b>UC Irvine -- 03-24-26 -- 8-4 (W)</b>										
12 TROSKY, Jabin ss	36 JUSTICE, Zach c	8 PETERSON, Tyce 3b	3 JACKSON, Jake cf	2 MAGPOC, Adam lf	17 FARRELL, Max 1b	29 MARNELL IV, Anthony dh	1 SANTANA, Dawson 2b	48 KELLY, Zane rf	21 FROHN, Jake p	

# San Diego State Baseball 2025-2026 Season

(As of Mar 27, 2026)

## San Diego State Starters Summary

PLAYER	GS	Position											Batting Order								
		P	C	1B	2B	3B	SS	LF	CF	RF	OF	DH	1ST	2ND	3RD	4TH	5TH	6TH	7TH	8TH	9TH
1 SANTANA, Dawson	26	.	.	.	18	.	.	.	.	.	.	.	6	.	.	.	3	5	1.	2	.
8 PETERSON, Tyce	26	.	.	.	.	16	.	.	.	.	.	3	.	.	11	7	7	1	.	.	.
17 FARRELL, Max	26	.	.	2.	.	.	.	.	.	.	.	.	6	15	3	.	1	1	.	.	.
12 TROSKY, Jabin	25	.	.	.	.	.	18	.	.	.	.	.	1.	9	2	.	1	1	.	.	2
2 MAGPOC, Adam	24	.	.	.	.	.	.	15	1	.	.	.	4	.	1.	.	5	3	.	.	2
3 JACKSON, Jake	22	.	.	.	.	.	.	.	15	.	.	.	.	.	.	11	4	4	3	.	.
36 JUSTICE, Zach	22	.	15	.	.	.	.	.	.	.	.	.	.	2	.	8	5	6	1	.	.
48 KELLY, Zane	22	.	.	.	.	.	.	.	1	14	.	.	.	.	.	.	.	.	.	9	13
29 MARNELL IV, Anthony	17	.	.	.	.	.	.	.	.	.	.	13	.	.	.	.	.	2	7	8	.
9 RUTTER, Drew	8	.	.	.	.	.	.	2	1	4	.	.	.	.	.	.	2	1	.	.	5
43 LETTOW, Rohan	6	5	.	.	.	.	.	.	.	.	.	.	.	.	.	.	.	.	.	.	.
46 TALAVS, Drew	6	5	.	.	.	.	.	.	.	.	.	.	.	.	.	.	.	.	.	.	.
5 LOPEZ, Nate	5	.	.	.	.	3	.	.	.	.	.	1	.	.	.	.	.	1	3	1	.
23 JOHNSON, Carson	5	4	.	.	.	.	.	.	.	.	.	.	.	.	.	.	.	.	.	.	.
41 BELARDES, Alec	5	2	.	.	.	.	.	.	.	.	.	.	.	.	.	.	.	.	.	.	.
44 BOYD, Reeve	5	.	.	.	.	.	.	1	.	.	.	1	.	.	.	.	.	.	.	4	1
7 ADAMS, Gage	4	.	3	.	.	.	.	.	.	.	.	.	.	.	.	.	.	.	.	2	2
20 MCKNIGHT, Bryce	3	1	.	.	.	.	.	.	.	.	.	.	.	.	.	.	.	.	.	.	.
6 EMMERMAN, Marc	2	.	.	.	.	.	.	.	.	.	.	.	.	.	.	.	.	.	1	.	1
21 FROHN, Jake	1	1	.	.	.	.	.	.	.	.	.	.	.	.	.	.	.	.	.	.	.

## San Diego State Baseball 2025-2026 Season

(As of Mar 27, 2026)

### San Diego State Game Highs

#### TEAM GAME HIGHS

		Batting
At Bats	41	at Washington (02-27-26)
Runs scored	15	vs. Washington State (03-15-26)
Hits	19	vs. Washington State (03-15-26)
RBI's	14	vs. Washington State (03-13-26)
	14	vs. Washington State (03-15-26)
Doubles	4	vs. LIU (02-14-26)
	4	at Washington (02-27-26)
Triples	2	vs. LIU (02-14-26)
Home runs	3	vs. LIU (02-15-26)
	3	at UCLA (02-24-26)
Total bases	24	vs. LIU (02-14-26)
	24	at Washington (02-27-26)
	24	vs. Washington State (03-15-26)
Walks	11	vs. LIU (02-13-26)
Strikeouts	13	at Washington (03-01-26)
Sac hits	2	vs. Washington State (03-15-26)
	2	vs. UCONN (03-21-26)
Sac flies	2	vs. LIU (02-13-26)
	2	vs. Washington State (03-13-26)
	2	at USC (03-17-26)
Stolen Bases	4	vs. LIU (02-13-26)
	4	vs. LIU (02-14-26)
	4	at San Jose State (03-20-26)
	4	vs. UC Irvine (03-24-26)
Caught Stealing	2	at Washington (02-27-26)
Hit by pitch	3	at Washington (02-27-26)
	3	at San Jose State (03-21-26)
Runners LOB	13	vs. LIU (02-13-26)
Hit into DP	2	vs. LIU (02-13-26)
	2	at San Jose State (03-21-26)
		Fielding
Putouts	31	at San Jose State (03-20-26)
Assists	21	vs. Utah (02-21-26)
Errors	4	vs. Saint Marys (03-06-26)
Passed Balls	2	vs. LIU (02-15-26)
DPs Turned	5	at San Jose State (03-21-26)
		Pitching
Innings Pitched	10.1	at San Jose State (03-20-26)
Runs allowed	15	vs. San Diego (02-22-26)
Earned runs	15	vs. San Diego (02-22-26)
Walks allowed	10	vs. San Diego (02-22-26)
Strikeouts	17	vs. LIU (02-14-26)
Hits allowed	16	vs. Saint Marys (03-07-26)
Doubles allowed	5	vs. Washington State (03-15-26)
Triples allowed	2	at UC Irvine (02-18-26)
	2	vs. Washington State (03-13-26)
	2	vs. Washington State (03-14-26)
Homers allowed	3	vs. LIU (02-13-26)
	3	vs. Utah (02-21-26)
	3	vs. Long Beach State (03-04-26)
	3	vs. UCONN (03-21-26)
	3	vs. UCONN (03-22-26)
Wild pitches	6	vs. San Diego (02-22-26)
Hit batters	5	at San Jose State (03-21-26)

## San Diego State Baseball 2025-2026 Season

(As of Mar 27, 2026)

San Diego State Game Highs

### INDIVIDUAL GAME HIGHS

		Batting
At bats	6	FARRELL, Max vs. Washington State (03-15-26)
Runs scored	4	FARRELL, Max vs. LIU (02-14-26)
	4	MAGPOC, Adam vs. Washington State (03-13-26)
Hits	4	MAGPOC, Adam vs. LIU (02-13-26)
	4	MARNELL IV, Anthony vs. Washington State (03-15-26)
RBI's	5	MARNELL IV, Anthony at Washington (02-27-26)
Doubles	2	TROSKY, Jabin vs. LIU (02-13-26)
	2	TROSKY, Jabin vs. Washington State (03-14-26)
	2	JUSTICE, Zach vs. Saint Marys (03-07-26)
	2	PETERSON, Tyce vs. LIU (02-14-26)
	2	PETERSON, Tyce vs. UCONN (03-21-26)
Triples	1	SANTANA, Dawson vs. LIU (02-14-26)
	1	TROSKY, Jabin vs. Utah (02-21-26)
	1	FARRELL, Max vs. LIU (02-14-26)
	1	FARRELL, Max at Washington (02-28-26)
	1	JACKSON, Jake vs. Saint Marys (03-07-26)
	1	KELLY, Zane at UC Irvine (02-18-26)
	1	PETERSON, Tyce at San Jose State (03-20-26)
Home runs	1	SANTANA, Dawson vs. LIU (02-15-26)
	1	FARRELL, Max vs. Washington State (03-13-26)
	1	FARRELL, Max vs. Washington State (03-15-26)
	1	MAGPOC, Adam vs. LIU (02-14-26)
	1	MARNELL IV, Anthony at UCLA (02-24-26)
	1	MARNELL IV, Anthony at Washington (02-27-26)
	1	JACKSON, Jake at Washington (02-28-26)
	1	JACKSON, Jake vs. Long Beach State (03-04-26)
	1	JACKSON, Jake vs. UCONN (03-22-26)
	1	JUSTICE, Zach vs. Long Beach State (03-04-26)
	1	JUSTICE, Zach vs. UC Irvine (03-24-26)
	1	KELLY, Zane at UCLA (02-24-26)
	1	KELLY, Zane vs. UC Irvine (03-24-26)
	1	ADAMS, Gage vs. LIU (02-15-26)
	1	ADAMS, Gage vs. San Diego (02-22-26)
	1	PETERSON, Tyce vs. LIU (02-15-26)
	1	PETERSON, Tyce at UCLA (02-24-26)
	1	PETERSON, Tyce vs. Saint Marys (03-06-26)
Total bases	7	MARNELL IV, Anthony at Washington (02-27-26)
	7	JACKSON, Jake vs. Long Beach State (03-04-26)
Walks	3	KELLY, Zane vs. LIU (02-13-26)
	3	KELLY, Zane at San Jose State (03-20-26)
Strikeouts	4	FARRELL, Max at Washington (03-02-26)
Sac hits	1	SANTANA, Dawson vs. Utah (02-21-26)
	1	SANTANA, Dawson vs. Washington State (03-13-26)
	1	SANTANA, Dawson vs. UC Irvine (03-24-26)
	1	TROSKY, Jabin vs. Washington State (03-15-26)
	1	TROSKY, Jabin at San Jose State (03-20-26)
	1	FARRELL, Max vs. UCONN (03-22-26)
	1	BOYD, Reeve vs. UCONN (03-21-26)
	1	PETERSON, Tyce vs. UCONN (03-21-26)
	1	RUTTER, Drew vs. Saint Marys (03-06-26)
	1	RUTTER, Drew vs. Washington State (03-15-26)
Sac flies	2	FARRELL, Max vs. Washington State (03-13-26)
Stolen Bases	2	TROSKY, Jabin at Washington (02-27-26)
	2	FARRELL, Max vs. UC Irvine (03-24-26)
	2	MAGPOC, Adam vs. LIU (02-13-26)
	2	MAGPOC, Adam vs. Saint Marys (03-08-26)
Caught Stealing	1	SANTANA, Dawson vs. Washington State (03-15-26)
	1	FARRELL, Max at UCLA (02-24-26)
	1	MAGPOC, Adam at Washington (02-27-26)
	1	MAGPOC, Adam at Washington (02-28-26)
	1	MAGPOC, Adam vs. Washington State (03-14-26)
	1	JACKSON, Jake vs. BYU (02-20-26)
	1	JACKSON, Jake at Washington (02-27-26)
	1	JUSTICE, Zach vs. Long Beach State (03-04-26)
	1	KELLY, Zane at San Jose State (03-20-26)
Hit by pitch	2	SANTANA, Dawson at Washington (02-27-26)
Runners LOB	6	MAGPOC, Adam vs. UCONN (03-21-26)
	6	RUTTER, Drew vs. Saint Marys (03-07-26)

Fielding		
Putouts	16	JUSTICE, Zach vs. LIU (02-14-26)
Assists	11	PETERSON, Tyce vs. Utah (02-21-26)
Errors	2	PETERSON, Tyce vs. Saint Marys (03-06-26)
Passed Balls	2	ADAMS, Gage vs. LIU (02-15-26)
DPs Turned	2	TROSKY, Jabin vs. LIU (02-13-26)
	2	FARRELL, Max at San Jose State (03-21-26)

Pitching		
Innings Pitched	7	JOHNSON, Carson vs. LIU (02-15-26)
	7	LETTOW, Rohan at San Jose State (03-20-26)
Runs allowed	8	MCKNIGHT, Bryce vs. Long Beach State (03-04-26)
	8	JOHNSON, Carson at Washington (03-01-26)
Earned runs	7	JOHNSON, Carson at Washington (03-01-26)
Walks allowed	4	MCKNIGHT, Bryce vs. Utah (02-21-26)
	4	JOHNSON, Carson vs. San Diego (02-22-26)
	4	BELARDES, Alec vs. UCONN (03-22-26)
	4	LETTOW, Rohan vs. Saint Marys (03-06-26)
Strikeouts	11	JOHNSON, Carson vs. LIU (02-15-26)
Hits allowed	8	MCKNIGHT, Bryce vs. Long Beach State (03-04-26)
	8	TALAVS, Drew vs. Saint Marys (03-07-26)
Doubles allowed	3	JOHNSON, Carson at Washington (03-01-26)
	3	JOHNSON, Carson vs. Washington State (03-15-26)
	3	BELARDES, Alec at Washington (03-02-26)
Triples allowed	2	BELARDES, Alec at UC Irvine (02-18-26)
	2	LETTOW, Rohan vs. Washington State (03-13-26)
	2	TALAVS, Drew vs. Washington State (03-14-26)
Homers allowed	2	MCKNIGHT, Bryce vs. Long Beach State (03-04-26)
	2	RUSSELL, Aidan vs. UCONN (03-21-26)
	2	BELARDES, Alec vs. Saint Marys (03-08-26)
	2	BELARDES, Alec vs. UCONN (03-22-26)
	2	TALAVS, Drew vs. Utah (02-21-26)
Wild pitches	2	JOHNSON, Carson vs. San Diego (02-22-26)
	2	JOHNSON, Carson vs. Saint Marys (03-08-26)
	2	LADJEVIC, David vs. San Diego (02-22-26)
	2	BELARDES, Alec vs. Washington State (03-15-26)
	2	BELARDES, Alec vs. UCONN (03-22-26)
	2	TALAVS, Drew vs. LIU (02-14-26)
	2	TALAVS, Drew vs. Saint Marys (03-07-26)
Hit batters	2	MCKNIGHT, Bryce at USC (03-17-26)
	2	FROHN, Jake vs. UC Irvine (03-24-26)
	2	MCBEAN, Alito at San Jose State (03-21-26)
	2	BELARDES, Alec at UC Irvine (02-18-26)
	2	BELARDES, Alec at UCLA (02-24-26)
	2	TALAVS, Drew vs. Utah (02-21-26)
	2	TALAVS, Drew vs. Washington State (03-14-26)

## San Diego State Baseball 2025-2026 Season

(As of Mar 27, 2026)

### San Diego State Game Highs

#### OPPONENT TEAM GAME HIGHS

Batting		
At Bats	42	vs. Saint Marys (03-07-26)
Runs scored	15	vs. San Diego (02-22-26)
Hits	16	vs. Saint Marys (03-07-26)
RBI's	14	vs. San Diego (02-22-26)
Doubles	5	vs. Washington State (03-15-26)
Triples	2	at UC Irvine (02-18-26)
	2	vs. Washington State (03-13-26)
	2	vs. Washington State (03-14-26)
Home runs	3	vs. LIU (02-13-26)
	3	vs. Utah (02-21-26)
	3	vs. Long Beach State (03-04-26)
	3	vs. UCONN (03-21-26)
	3	vs. UCONN (03-22-26)
Total bases	24	vs. LIU (02-13-26)
Walks	10	vs. San Diego (02-22-26)
Strikeouts	17	vs. LIU (02-14-26)
Sac hits	3	vs. Washington State (03-15-26)
Sac flies	2	vs. LIU (02-13-26)
	2	at San Jose State (03-21-26)
Stolen Bases	8	vs. San Diego (02-22-26)
Caught Stealing	2	vs. Utah (02-21-26)
	2	at San Jose State (03-20-26)
Hit by pitch	5	at San Jose State (03-21-26)
Runners LOB	15	vs. UC Irvine (03-24-26)
Hit into DP	2	vs. LIU (02-13-26)
	2	at San Jose State (03-21-26)

Fielding		
Putouts	33	at San Jose State (03-20-26)
Assists	16	vs. Washington State (03-15-26)
Errors	4	vs. Washington State (03-13-26)
	4	vs. UCONN (03-21-26)
Passed Balls	1	at USC (03-17-26)
	1	vs. UC Irvine (03-24-26)
DPs Turned	6	at San Jose State (03-21-26)

Pitching		
Innings Pitched	11	at San Jose State (03-20-26)
Runs allowed	15	vs. Washington State (03-15-26)
Earned runs	15	vs. Washington State (03-15-26)
Walks allowed	11	vs. LIU (02-13-26)
Strikeouts	13	at Washington (03-01-26)
Hits allowed	19	vs. Washington State (03-15-26)
Doubles allowed	4	vs. LIU (02-14-26)
	4	at Washington (02-27-26)
Triples allowed	2	vs. LIU (02-14-26)
Homers allowed	3	vs. LIU (02-15-26)
	3	at UCLA (02-24-26)
Wild pitches	3	at San Jose State (03-21-26)
Hit batters	3	at Washington (02-27-26)
	3	at San Jose State (03-21-26)

## San Diego State Baseball 2025-2026 Season

(As of Mar 27, 2026)

### San Diego State Game Highs

#### OPPONENT INDIVIDUAL GAME HIGHS

		Batting
At bats	6	SNIFFEN, Makoa Saint Marys (2026-03-07)
	6	ROWLES, Peyton San Jose State (2026-03-21)
	6	FARMERIV, Tommy UC Irvine (2026-03-24)
Runs scored	4	MORAN, CJ San Diego (2026-02-22)
Hits	4	MATSON, Nicholas LIU (2026-02-13)
	4	RIVERA, Ryan LIU (2026-02-13)
	4	TERRY, Braeden Washington (2026-03-01)
	4	JOHNSON, Jacob Saint Marys (2026-03-07)
RBI's	7	LINA, Dylan Long Beach State (2026-03-04)
Total bases	9	TERRY, Braeden Washington (2026-02-27)
	9	LINA, Dylan Long Beach State (2026-03-04)
	9	MINICK, Tyler UCONN (2026-03-22)
Strikeouts	4	FAIRCHILD, Elijah LIU (2026-02-14)
	4	BOWER, Colton Washington (2026-02-28)
Sac flies	1	KELLEHER, Jake LIU (2026-02-13)
	1	DURSO, Joe LIU (2026-02-13)
	1	ALVAREZ, Noah UC Irvine (2026-02-18)
	1	KERN, Tanner San Diego (2026-02-22)
	1	DOUGHERTY, Aidan Washington (2026-03-02)
	1	JOHNSON, Jacob Saint Marys (2026-03-07)
	1	KASHIMOTO, Cody Saint Marys (2026-03-08)
	1	SMITH, Trevor Washington State (2026-03-14)
	1	ROBINSON, Dustin Washington State (2026-03-15)
	1	OSORIO-AGARD, J San Jose State (2026-03-21)
Stolen Bases	2	MORAN, CJ San Diego (2026-02-22)
	2	SPRINGER, Gabe San Diego (2026-02-22)
Runners LOB	5	METTAM, Jared Saint Marys (2026-03-07)
	5	MENDOZA, Matteo San Jose State (2026-03-21)
	5	GUTIERREZ, Auggie UC Irvine (2026-03-24)
		Fielding
Putouts	12	BOWER, Colton Washington (2026-02-28)
	12	SWIDLER, Ethan Washington (2026-03-01)
Assists	6	ROY, Gavin Washington State (2026-03-15)
	6	MENZEL, Evan UCONN (2026-03-22)
Errors	3	RISPOLI, Rob UCONN (2026-03-21)
		Pitching
Innings Pitched	7	LEWIS, Hayden Washington (2026-03-02)
Runs allowed	8	BAKER, Jaxon Long Beach State (2026-03-04)
	8	MEYERS, Luke Washington State (2026-03-13)
	8	SMITH, Griffin Washington State (2026-03-15)
Earned runs	8	SMITH, Griffin Washington State (2026-03-15)
Walks allowed	6	FINARELLI, Nicholas LIU (2026-02-13)
	6	STATON, Cam Saint Marys (2026-03-07)
	6	HILTON, Jake Saint Marys (2026-03-08)
Hits allowed	10	SMITH, Griffin Washington State (2026-03-15)
Doubles allowed	2	DECASTRO, Justin LIU (2026-02-14)
	2	SUMNER, Garrison BYU (2026-02-20)
	2	KENNEY, Noah Washington (2026-02-27)
	2	THOMAS, Jackson Washington (2026-02-28)
	2	JOHNSON, Bryce Washington (2026-03-02)
	2	MEYERS, Luke Washington State (2026-03-13)
	2	LEWIS, Nick Washington State (2026-03-14)
	2	CALZADIAZ, Kyle San Jose State (2026-03-20)
	2	TRUMPOUR, Austin UCONN (2026-03-21)
	2	PINTAR, Luka San Jose State (2026-03-21)
Wild pitches	2	GUTIERREZ, Jesse San Jose State (2026-03-20)
	2	ALBANESE, Tyler San Jose State (2026-03-21)
Hit batters	2	ALBANESE, Tyler San Jose State (2026-03-21)

## San Diego State Baseball 2025-2026 Season

(As of Mar 27, 2026)

### San Diego State Individual Season Highs

#### #1 SANTANA, Dawson

HIGH	STAT	LOW
6 vs. LIU 02-13-26	PLATE APPEARANCES	1 vs. USD 02-22-26
5 vs. LIU 02-14-26	AT BATS	1 - 2X Last vs. UCONN 03-21-26
2 - 4X Last vs. WSU 03-13-26	HITS	0 - 11X Last vs. UCONN 03-21-26
2 - 7X Last vs. UCI 03-24-26	RUNS SCORED	0 - 10X Last at UCON 03-22-26
3 vs. LIU 02-13-26	RBI's	0 - 15X Last at UCON 03-22-26
1 vs. WSU 03-13-26	DOUBLES	0 - 25X Last vs. UCI 03-24-26
1 vs. LIU 02-14-26	TRIPLES	0 - 25X Last vs. UCI 03-24-26
1 vs. LIU 02-15-26	HOMERUNS	0 - 25X Last vs. UCI 03-24-26
4 - 2X Last vs. LIU 02-15-26	TOTAL BASES	0 - 11X Last vs. UCONN 03-21-26
2 - 3X Last at SJ 03-21-26	WALKS	0 - 13X Last vs. UCI 03-24-26
2 - 2X Last at SJ 03-20-26	STRIKEOUTS	0 - 16X Last vs. UCI 03-24-26
1 - 4X Last at SJ 03-21-26	STOLEN BASES	0 - 22X Last vs. UCI 03-24-26
4 vs. SMC 03-07-26	PUTOUTS	0 - 2X Last vs. LIU 02-15-26
5 - 3X Last vs. WSU 03-15-26	ASSISTS	0 - 6X Last at USC 03-17-26
1 - 2X Last vs. SMC 03-07-26	ERRORS	0 - 24X Last vs. UCI 03-24-26

#### #8 PETERSON, Tyce

HIGH	STAT	LOW
6 at SJ 03-21-26	PLATE APPEARANCES	3 vs. BYU 02-20-26
5 - 2X Last at SJ 03-21-26	AT BATS	3 - 6X Last at CSF 03-10-26
3 at USC 03-17-26	HITS	0 - 5X Last at UCON 03-22-26
3 vs. LBSU 03-04-26	RUNS SCORED	0 - 11X Last vs. UCI 03-24-26
3 vs. SMC 03-06-26	RBI's	0 - 15X Last vs. UCI 03-24-26
2 - 2X Last vs. UCONN 03-21-26	DOUBLES	0 - 16X Last vs. UCI 03-24-26
1 at SJ 03-20-26	TRIPLES	0 - 25X Last vs. UCI 03-24-26
1 - 3X Last vs. SMC 03-06-26	HOMERUNS	0 - 23X Last vs. UCI 03-24-26
6 - 2X Last vs. SMC 03-06-26	TOTAL BASES	0 - 5X Last at UCON 03-22-26
2 - 2X Last vs. LBSU 03-04-26	WALKS	0 - 16X Last vs. UCI 03-24-26
3 - 3X Last at SJ 03-20-26	STRIKEOUTS	0 - 8X Last vs. UCI 03-24-26
1 - 2X Last vs. WSU 03-15-26	STOLEN BASES	0 - 24X Last vs. UCI 03-24-26
2 vs. BYU 02-20-26	PUTOUTS	0 - 18X Last at UCON 03-22-26
11 vs. UTAH 02-21-26	ASSISTS	0 - 8X Last at SJ 03-21-26
2 vs. SMC 03-06-26	ERRORS	0 - 20X Last vs. UCI 03-24-26

#### #12 TROSKY, Jabin

HIGH	STAT	LOW
6 - 2X Last at SJ 03-20-26	PLATE APPEARANCES	2 at SJ 03-21-26
5 - 9X Last vs. UCI 03-24-26	AT BATS	1 at SJ 03-21-26
3 - 2X Last vs. LBSU 03-04-26	HITS	0 - 5X Last at UCON 03-22-26
3 vs. LIU 02-13-26	RUNS SCORED	0 - 9X Last at UCON 03-22-26
1 - 7X Last at SJ 03-21-26	RBI's	0 - 19X Last vs. UCI 03-24-26
2 - 2X Last vs. WSU 03-14-26	DOUBLES	0 - 19X Last vs. UCI 03-24-26
1 vs. UTAH 02-21-26	TRIPLES	0 - 25X Last vs. UCI 03-24-26
0 - 26X Last vs. UCI 03-24-26	HOMERUNS	0 - 26X Last vs. UCI 03-24-26
5 vs. LIU 02-13-26	TOTAL BASES	0 - 5X Last at UCON 03-22-26
2 vs. SMC 03-07-26	WALKS	0 - 18X Last vs. UCI 03-24-26
2 at WASH 03-01-26	STRIKEOUTS	0 - 19X Last at UCON 03-22-26
2 at WASH 02-27-26	STOLEN BASES	0 - 23X Last vs. UCI 03-24-26
2 - 6X Last at SJ 03-20-26	PUTOUTS	0 - 10X Last vs. UCI 03-24-26
5 at WASH 03-01-26	ASSISTS	0 - 4X Last vs. UCI 03-24-26
1 - 2X Last vs. SMC 03-06-26	ERRORS	0 - 24X Last vs. UCI 03-24-26

#### #17 FARRELL, Max

HIGH	STAT	LOW
6 - 5X Last at SJ 03-21-26	PLATE APPEARANCES	4 - 10X Last vs. UCI 03-24-26
6 vs. WSU 03-15-26	AT BATS	2 at UCI 02-18-26
3 vs. LIU 02-14-26	HITS	0 - 8X Last at SJ 03-20-26
4 vs. LIU 02-14-26	RUNS SCORED	0 - 10X Last at SJ 03-20-26
4 - 2X Last vs. WSU 03-15-26	RBI's	0 - 21X Last vs. UCI 03-24-26
1 - 4X Last at UCON 03-22-26	DOUBLES	0 - 22X Last vs. UCI 03-24-26
1 - 2X Last at WASH 02-28-26	TRIPLES	0 - 24X Last vs. UCI 03-24-26
1 - 2X Last vs. WSU 03-15-26	HOMERUNS	0 - 24X Last vs. UCI 03-24-26
6 vs. LIU 02-14-26	TOTAL BASES	0 - 8X Last at SJ 03-20-26
2 - 3X Last at SJ 03-20-26	WALKS	0 - 13X Last at UCON 03-22-26
4 at WASH 03-02-26	STRIKEOUTS	0 - 12X Last vs. UCI 03-24-26
2 vs. UCI 03-24-26	STOLEN BASES	0 - 20X Last at UCON 03-22-26
11 vs. UCI 03-24-26	PUTOUTS	3 - 3X Last vs. SMC 03-08-26

HIGH	STAT	LOW
2 vs. WSU 03-15-26	ASSISTS	0 - 16X Last vs. UCI 03-24-26
1 - 2X Last at WASH 03-02-26	ERRORS	0 - 24X Last vs. UCI 03-24-26

### #2 MAGPOC, Adam

HIGH	STAT	LOW
6 - 2X Last at SJ 03-21-26	PLATE APPEARANCES	3 at CSF 03-10-26
5 - 8X Last vs. UCONN 03-21-26	AT BATS	3 - 3X Last at UCON 03-22-26
4 vs. LIU 02-13-26	HITS	0 - 8X Last vs. UCI 03-24-26
4 vs. WSU 03-13-26	RUNS SCORED	0 - 15X Last vs. UCI 03-24-26
4 vs. LIU 02-13-26	RBI's	0 - 14X Last vs. UCI 03-24-26
1 - 3X Last at SJ 03-21-26	DOUBLES	0 - 21X Last vs. UCI 03-24-26
0 - 24X Last vs. UCI 03-24-26	TRIPLES	0 - 24X Last vs. UCI 03-24-26
1 vs. LIU 02-14-26	HOMERUNS	0 - 23X Last vs. UCI 03-24-26
5 vs. LIU 02-14-26	TOTAL BASES	0 - 8X Last vs. UCI 03-24-26
2 at SJ 03-21-26	WALKS	0 - 20X Last vs. UCI 03-24-26
3 - 3X Last vs. UCI 03-24-26	STRIKEOUTS	0 - 8X Last at UCON 03-22-26
2 - 2X Last vs. SMC 03-08-26	STOLEN BASES	0 - 17X Last vs. UCI 03-24-26
4 vs. SMC 03-08-26	PUTOUTS	0 - 2X Last at CSF 03-10-26
0 - 24X Last vs. UCI 03-24-26	ASSISTS	0 - 24X Last vs. UCI 03-24-26
1 vs. SMC 03-06-26	ERRORS	0 - 23X Last vs. UCI 03-24-26

### #48 KELLY, Zane

HIGH	STAT	LOW
5 - 6X Last at SJ 03-20-26	PLATE APPEARANCES	1 - 2X Last vs. USD 02-22-26
5 at WASH 02-27-26	AT BATS	1 - 3X Last at SJ 03-20-26
2 - 4X Last vs. UCI 03-24-26	HITS	0 - 12X Last at SJ 03-21-26
2 - 2X Last vs. UCI 03-24-26	RUNS SCORED	0 - 15X Last at UCON 03-22-26
4 vs. UCI 03-24-26	RBI's	0 - 16X Last at UCON 03-22-26
1 - 3X Last vs. UCI 03-24-26	DOUBLES	0 - 21X Last at UCON 03-22-26
1 at UCI 02-18-26	TRIPLES	0 - 23X Last vs. UCI 03-24-26
1 - 2X Last vs. UCI 03-24-26	HOMERUNS	0 - 22X Last at UCON 03-22-26
6 vs. UCI 03-24-26	TOTAL BASES	0 - 12X Last at SJ 03-21-26
3 - 2X Last at SJ 03-20-26	WALKS	0 - 15X Last vs. UCI 03-24-26
3 - 2X Last at USC 03-17-26	STRIKEOUTS	0 - 10X Last vs. UCI 03-24-26
1 - 5X Last vs. UCI 03-24-26	STOLEN BASES	0 - 19X Last at UCON 03-22-26
5 vs. UCONN 03-21-26	PUTOUTS	0 - 3X Last vs. WSU 03-13-26
0 - 24X Last vs. UCI 03-24-26	ASSISTS	0 - 24X Last vs. UCI 03-24-26
1 vs. LIU 02-13-26	ERRORS	0 - 23X Last vs. UCI 03-24-26

**#3 JACKSON, Jake**

HIGH	STAT	LOW
6 - 2X Last at SJ 03-21-26	PLATE APPEARANCES	2 vs. WSU 03-14-26
5 - 6X Last at SJ 03-21-26	AT BATS	1 vs. WSU 03-14-26
3 - 3X Last at SJ 03-21-26	HITS	0 - 8X Last vs. UCI 03-24-26
2 - 4X Last at UCON 03-22-26	RUNS SCORED	0 - 15X Last vs. UCI 03-24-26
4 vs. LBSU 03-04-26	RBIs	0 - 14X Last vs. UCI 03-24-26
1 - 5X Last at SJ 03-21-26	DOUBLES	0 - 17X Last vs. UCI 03-24-26
1 vs. SMC 03-07-26	TRIPLES	0 - 21X Last vs. UCI 03-24-26
1 - 3X Last at UCON 03-22-26	HOMERUNS	0 - 19X Last vs. UCI 03-24-26
7 vs. LBSU 03-04-26	TOTAL BASES	0 - 8X Last vs. UCI 03-24-26
1 - 8X Last vs. UCI 03-24-26	WALKS	0 - 14X Last at SJ 03-21-26
3 at WASH 02-28-26	STRIKEOUTS	0 - 6X Last vs. UCI 03-24-26
1 - 2X Last vs. UCI 03-24-26	STOLEN BASES	0 - 20X Last at UCON 03-22-26
6 - 2X Last vs. UCONN 03-21-26	PUTOUTS	0 at UCI 02-18-26
0 - 23X Last vs. UCI 03-24-26	ASSISTS	0 - 23X Last vs. UCI 03-24-26
0 - 23X Last vs. UCI 03-24-26	ERRORS	0 - 23X Last vs. UCI 03-24-26

**#36 JUSTICE, Zach**

HIGH	STAT	LOW
5 - 12X Last at UCON 03-22-26	PLATE APPEARANCES	1 at SJ 03-21-26
5 - 3X Last vs. UCONN 03-21-26	AT BATS	0 at SJ 03-21-26
3 - 2X Last vs. UCONN 03-21-26	HITS	0 - 6X Last at SJ 03-21-26
2 - 4X Last vs. WSU 03-15-26	RUNS SCORED	0 - 14X Last at UCON 03-22-26
4 - 2X Last vs. SMC 03-07-26	RBIs	0 - 10X Last at UCON 03-22-26
2 vs. SMC 03-07-26	DOUBLES	0 - 18X Last vs. UCI 03-24-26
0 - 23X Last vs. UCI 03-24-26	TRIPLES	0 - 23X Last vs. UCI 03-24-26
1 - 2X Last vs. UCI 03-24-26	HOMERUNS	0 - 21X Last at UCON 03-22-26
5 - 2X Last vs. SMC 03-07-26	TOTAL BASES	0 - 6X Last at SJ 03-21-26
2 - 3X Last vs. WSU 03-15-26	WALKS	0 - 15X Last vs. UCI 03-24-26
2 vs. UCI 03-24-26	STRIKEOUTS	0 - 11X Last at UCON 03-22-26
1 vs. LIU 02-14-26	STOLEN BASES	0 - 22X Last vs. UCI 03-24-26
16 vs. LIU 02-14-26	PUTOUTS	1 at SJ 03-21-26
3 at SJ 03-20-26	ASSISTS	0 - 9X Last vs. UCONN 03-21-26
1 vs. LIU 02-14-26	ERRORS	0 - 22X Last vs. UCI 03-24-26

**#29 MARNELL IV, Anthony**

HIGH	STAT	LOW
5 - 7X Last vs. WSU 03-15-26	PLATE APPEARANCES	1 - 4X Last vs. UCONN 03-21-26
5 - 3X Last vs. WSU 03-15-26	AT BATS	0 at UCI 02-18-26
4 vs. WSU 03-15-26	HITS	0 - 9X Last vs. UCONN 03-21-26
2 vs. WSU 03-13-26	RUNS SCORED	0 - 14X Last at UCON 03-22-26
5 at WASH 02-27-26	RBIs	0 - 14X Last vs. UCI 03-24-26
1 - 4X Last vs. WSU 03-15-26	DOUBLES	0 - 18X Last vs. UCI 03-24-26
0 - 22X Last vs. UCI 03-24-26	TRIPLES	0 - 22X Last vs. UCI 03-24-26
1 - 2X Last at WASH 02-27-26	HOMERUNS	0 - 20X Last vs. UCI 03-24-26
7 at WASH 02-27-26	TOTAL BASES	0 - 9X Last vs. UCONN 03-21-26
1 - 6X Last at SJ 03-20-26	WALKS	0 - 16X Last vs. UCI 03-24-26
3 - 2X Last at WASH 03-01-26	STRIKEOUTS	0 - 8X Last at UCON 03-22-26
0 - 22X Last vs. UCI 03-24-26	STOLEN BASES	0 - 22X Last vs. UCI 03-24-26
0 - 22X Last vs. UCI 03-24-26	PUTOUTS	0 - 22X Last vs. UCI 03-24-26
0 - 22X Last vs. UCI 03-24-26	ASSISTS	0 - 22X Last vs. UCI 03-24-26
0 - 22X Last vs. UCI 03-24-26	ERRORS	0 - 22X Last vs. UCI 03-24-26

**#9 RUTTER, Drew**

HIGH	STAT	LOW
5 - 4X Last at SJ 03-21-26	PLATE APPEARANCES	1 vs. USD 02-22-26
5 - 2X Last vs. SMC 03-07-26	AT BATS	1 vs. USD 02-22-26
3 vs. WSU 03-15-26	HITS	0 - 8X Last vs. WSU 03-14-26
1 vs. WSU 03-15-26	RUNS SCORED	0 - 10X Last at SJ 03-21-26
3 vs. WSU 03-15-26	RBIs	0 - 10X Last at SJ 03-21-26
1 vs. WSU 03-15-26	DOUBLES	0 - 10X Last at SJ 03-21-26
0 - 11X Last at SJ 03-21-26	TRIPLES	0 - 11X Last at SJ 03-21-26
0 - 11X Last at SJ 03-21-26	HOMERUNS	0 - 11X Last at SJ 03-21-26
4 vs. WSU 03-15-26	TOTAL BASES	0 - 8X Last vs. WSU 03-14-26
1 - 2X Last at SJ 03-21-26	WALKS	0 - 9X Last vs. WSU 03-15-26
2 vs. BYU 02-20-26	STRIKEOUTS	0 - 4X Last at SJ 03-21-26
0 - 11X Last at SJ 03-21-26	STOLEN BASES	0 - 11X Last at SJ 03-21-26
3 - 2X Last vs. SMC 03-07-26	PUTOUTS	0 - 4X Last at SJ 03-20-26
0 - 13X Last at SJ 03-21-26	ASSISTS	0 - 13X Last at SJ 03-21-26
1 vs. UTAH 02-21-26	ERRORS	0 - 12X Last at SJ 03-21-26

**#31 ABADIE, Connor**

HIGH	STAT	LOW
<b>3</b> vs. UCI 03-24-26	IP	<b>0.1</b> at USC 03-17-26
<b>15</b> vs. UCI 03-24-26	BATTERS FACED	<b>1</b> at USC 03-17-26
<b>3</b> vs. LIU 02-13-26	RUNS ALLOWED	<b>0</b> - 5X Last at USC 03-17-26
<b>3</b> vs. LIU 02-13-26	EARNED RUNS ALLOWED	<b>0</b> - 5X Last at USC 03-17-26
<b>5</b> - 2X Last vs. UCI 03-24-26	HITS ALLOWED	<b>0</b> - 2X Last at USC 03-17-26
<b>3</b> vs. UCI 03-24-26	STRIKEOUTS	<b>0</b> vs. WSU 03-14-26
<b>1</b> - 2X Last vs. UCI 03-24-26	WALKS ALLOWED	<b>0</b> - 7X Last at USC 03-17-26
<b>2</b> vs. UCI 03-24-26	DOUBLES ALLOWED	<b>0</b> - 6X Last at USC 03-17-26
<b>0</b> - 9X Last vs. UCI 03-24-26	TRIPLES ALLOWED	<b>0</b> - 9X Last vs. UCI 03-24-26
<b>1</b> vs. UCI 03-24-26	HOMERS ALLOWED	<b>0</b> - 8X Last at USC 03-17-26
<b>1</b> at CSF 03-10-26	WILD PITCHES	<b>0</b> - 8X Last vs. UCI 03-24-26
<b>1</b> vs. WSU 03-14-26	HIT BATTERS	<b>0</b> - 8X Last vs. UCI 03-24-26
<b>4</b> at WASH 02-28-26	GROUNDOUTS	<b>0</b> - 4X Last at USC 03-17-26
<b>4</b> vs. UCI 03-24-26	FLYOUTS	<b>0</b> - 2X Last at USC 03-17-26

### #38 RUSSELL, Aidan

HIGH	STAT	LOW
<b>4.1</b> vs. SMC 03-06-26	IP	<b>1</b> - 2X Last vs. LIU 02-15-26
<b>17</b> vs. SMC 03-06-26	BATTERS FACED	<b>5</b> vs. LIU 02-13-26
<b>3</b> at USC 03-17-26	RUNS ALLOWED	<b>0</b> - 4X Last vs. WSU 03-13-26
<b>3</b> at USC 03-17-26	EARNED RUNS ALLOWED	<b>0</b> - 6X Last vs. WSU 03-13-26
<b>3</b> vs. UCONN 03-21-26	HITS ALLOWED	<b>0</b> at UCLA 02-24-26
<b>6</b> vs. SMC 03-06-26	STRIKEOUTS	<b>0</b> vs. UCONN 03-21-26
<b>3</b> at USC 03-17-26	WALKS ALLOWED	<b>0</b> - 6X Last vs. UCONN 03-21-26
<b>1</b> vs. LIU 02-15-26	DOUBLES ALLOWED	<b>0</b> - 8X Last vs. UCONN 03-21-26
<b>1</b> at USC 03-17-26	TRIPLES ALLOWED	<b>0</b> - 8X Last vs. UCONN 03-21-26
<b>2</b> vs. UCONN 03-21-26	HOMERS ALLOWED	<b>0</b> - 7X Last at USC 03-17-26
<b>0</b> - 9X Last vs. UCONN 03-21-26	WILD PITCHES	<b>0</b> - 9X Last vs. UCONN 03-21-26
<b>1</b> at USC 03-17-26	HIT BATTERS	<b>0</b> - 8X Last vs. UCONN 03-21-26
<b>6</b> vs. UCONN 03-21-26	GROUNDOUTS	<b>0</b> - 3X Last vs. BYU 02-20-26
<b>6</b> vs. UCONN 03-21-26	FLYOUTS	<b>1</b> - 2X Last vs. LIU 02-15-26

**#20 MCKNIGHT, Bryce**

HIGH	STAT	LOW
6 at CSF 03-10-26	IP	2.2 at SJ 03-21-26
23 at USC 03-17-26	BATTERS FACED	10 at WASH 02-27-26
8 vs. LBSU 03-04-26	RUNS ALLOWED	0 - 3X Last vs. UCI 03-24-26
4 at USC 03-17-26	EARNED RUNS ALLOWED	0 - 3X Last vs. UCI 03-24-26
8 vs. LBSU 03-04-26	HITS ALLOWED	1 at WASH 02-27-26
7 at CSF 03-10-26	STRIKEOUTS	1 vs. UCI 03-24-26
4 vs. UTAH 02-21-26	WALKS ALLOWED	0 - 2X Last at CSF 03-10-26
2 at USC 03-17-26	DOUBLES ALLOWED	0 - 6X Last vs. UCI 03-24-26
0 - 8X Last vs. UCI 03-24-26	TRIPLES ALLOWED	0 - 8X Last vs. UCI 03-24-26
2 vs. LBSU 03-04-26	HOMERS ALLOWED	0 - 3X Last vs. UCI 03-24-26
1 - 2X Last at CSF 03-10-26	WILD PITCHES	0 - 6X Last vs. UCI 03-24-26
2 at USC 03-17-26	HIT BATTERS	0 - 4X Last at SJ 03-21-26
5 - 3X Last vs. UCI 03-24-26	GROUNDOUTS	3 - 3X Last at SJ 03-21-26
6 at USC 03-17-26	FLYOUTS	0 vs. UTAH 02-21-26

**#40 MIRANDA, Evan**

HIGH	STAT	LOW
1 - 5X Last at UCON 03-22-26	IP	0 vs. WSU 03-15-26
7 vs. USD 02-22-26	BATTERS FACED	2 vs. WSU 03-15-26
2 vs. USD 02-22-26	RUNS ALLOWED	0 - 4X Last at UCON 03-22-26
2 vs. USD 02-22-26	EARNED RUNS ALLOWED	0 - 4X Last at UCON 03-22-26
3 at UCI 02-18-26	HITS ALLOWED	0 - 3X Last vs. WSU 03-15-26
3 - 2X Last vs. LBSU 03-04-26	STRIKEOUTS	0 - 5X Last vs. WSU 03-15-26
3 vs. USD 02-22-26	WALKS ALLOWED	0 - 4X Last at UCON 03-22-26
0 - 8X Last at UCON 03-22-26	DOUBLES ALLOWED	0 - 8X Last at UCON 03-22-26
0 - 8X Last at UCON 03-22-26	TRIPLES ALLOWED	0 - 8X Last at UCON 03-22-26
0 - 8X Last at UCON 03-22-26	HOMERS ALLOWED	0 - 8X Last at UCON 03-22-26
1 vs. SMC 03-07-26	WILD PITCHES	0 - 7X Last at UCON 03-22-26
1 - 3X Last at UCON 03-22-26	HIT BATTERS	0 - 5X Last vs. WSU 03-15-26
2 at WASH 03-01-26	GROUNDOUTS	0 - 6X Last at UCON 03-22-26
2 - 2X Last at UCON 03-22-26	FLYOUTS	0 - 3X Last vs. WSU 03-15-26

**#5 LOPEZ, Nate**

HIGH	STAT	LOW
4 - 4X Last at SJ 03-21-26	PLATE APPEARANCES	1 at UCI 02-18-26
4 vs. LIU 02-14-26	AT BATS	1 at UCI 02-18-26
2 vs. LIU 02-14-26	HITS	0 - 4X Last at SJ 03-21-26
2 vs. LIU 02-14-26	RUNS SCORED	0 - 5X Last at SJ 03-21-26
0 - 6X Last at SJ 03-21-26	RBIs	0 - 6X Last at SJ 03-21-26
0 - 6X Last at SJ 03-21-26	DOUBLES	0 - 6X Last at SJ 03-21-26
0 - 6X Last at SJ 03-21-26	TRIPLES	0 - 6X Last at SJ 03-21-26
0 - 6X Last at SJ 03-21-26	HOMERUNS	0 - 6X Last at SJ 03-21-26
2 vs. LIU 02-14-26	TOTAL BASES	0 - 4X Last at SJ 03-21-26
1 vs. LIU 02-15-26	WALKS	0 - 5X Last at SJ 03-21-26
1 - 3X Last at SJ 03-21-26	STRIKEOUTS	0 - 3X Last vs. USD 02-22-26
0 - 6X Last at SJ 03-21-26	STOLEN BASES	0 - 6X Last at SJ 03-21-26
1 vs. WSU 03-13-26	PUTOUTS	0 - 6X Last at SJ 03-21-26
3 vs. LIU 02-15-26	ASSISTS	0 - 2X Last at UCI 02-18-26
0 - 7X Last at SJ 03-21-26	ERRORS	0 - 7X Last at SJ 03-21-26

**#21 FROHN, Jake**

HIGH	STAT	LOW
3.1 at SJ 03-20-26	IP	0 at CSF 03-10-26
17 vs. UCI 03-24-26	BATTERS FACED	4 at CSF 03-10-26
2 - 3X Last vs. UCI 03-24-26	RUNS ALLOWED	0 - 2X Last at WASH 03-01-26
2 vs. UCI 03-24-26	EARNED RUNS ALLOWED	0 - 2X Last at WASH 03-01-26
4 - 2X Last vs. UCI 03-24-26	HITS ALLOWED	1 vs. USD 02-22-26
4 - 2X Last vs. UCI 03-24-26	STRIKEOUTS	0 - 2X Last at CSF 03-10-26
2 vs. UCI 03-24-26	WALKS ALLOWED	0 - 3X Last vs. SMC 03-07-26
1 - 3X Last at SJ 03-20-26	DOUBLES ALLOWED	0 - 4X Last vs. UCI 03-24-26
0 - 7X Last vs. UCI 03-24-26	TRIPLES ALLOWED	0 - 7X Last vs. UCI 03-24-26
1 vs. UCI 03-24-26	HOMERS ALLOWED	0 - 6X Last at SJ 03-20-26
1 - 3X Last vs. SMC 03-07-26	WILD PITCHES	0 - 4X Last vs. UCI 03-24-26
2 vs. UCI 03-24-26	HIT BATTERS	0 - 6X Last at SJ 03-20-26
3 - 4X Last at SJ 03-20-26	GROUNDOUTS	0 at CSF 03-10-26
4 vs. WSU 03-14-26	FLYOUTS	0 at CSF 03-10-26

**#23 JOHNSON, Carson**

HIGH	STAT	LOW
7 vs. LIU 02-15-26	IP	2 vs. USD 02-22-26
25 vs. LIU 02-15-26	BATTERS FACED	14 vs. WSU 03-15-26

HIGH	STAT	LOW
8 at WASH 03-01-26	RUNS ALLOWED	2 - 2X Last vs. WSU 03-15-26
7 at WASH 03-01-26	EARNED RUNS ALLOWED	1 vs. LIU 02-15-26
7 - 2X Last at SJ 03-21-26	HITS ALLOWED	2 vs. LIU 02-15-26
11 vs. LIU 02-15-26	STRIKEOUTS	1 - 2X Last at SJ 03-21-26
4 vs. USD 02-22-26	WALKS ALLOWED	1 - 2X Last at SJ 03-21-26
3 - 2X Last vs. WSU 03-15-26	DOUBLES ALLOWED	0 - 2X Last vs. SMC 03-08-26
1 - 2X Last at SJ 03-21-26	TRIPLES ALLOWED	0 - 4X Last vs. WSU 03-15-26
1 at WASH 03-01-26	HOMERS ALLOWED	0 - 5X Last at SJ 03-21-26
2 - 2X Last vs. SMC 03-08-26	WILD PITCHES	0 - 2X Last vs. WSU 03-15-26
1 - 2X Last at SJ 03-21-26	HIT BATTERS	0 - 4X Last vs. WSU 03-15-26
6 vs. LIU 02-15-26	GROUNDOUTS	1 vs. USD 02-22-26
6 vs. SMC 03-08-26	FLYOUTS	1 vs. USD 02-22-26

### #39 ARAIZA, Issac

HIGH	STAT	LOW
2 vs. LBSU 03-04-26	IP	0.2 at UCI 02-18-26
7 vs. LBSU 03-04-26	BATTERS FACED	2 at UCI 02-18-26
2 vs. WSU 03-15-26	RUNS ALLOWED	0 - 3X Last at SJ 03-21-26
2 vs. WSU 03-15-26	EARNED RUNS ALLOWED	0 - 3X Last at SJ 03-21-26
1 - 2X Last vs. WSU 03-15-26	HITS ALLOWED	0 - 4X Last at SJ 03-21-26
2 - 3X Last at CSF 03-10-26	STRIKEOUTS	1 - 3X Last at SJ 03-21-26
1 - 3X Last at SJ 03-21-26	WALKS ALLOWED	0 - 3X Last vs. LBSU 03-04-26
1 vs. WSU 03-15-26	DOUBLES ALLOWED	0 - 5X Last at SJ 03-21-26
0 - 6X Last at SJ 03-21-26	TRIPLES ALLOWED	0 - 6X Last at SJ 03-21-26
1 vs. LBSU 03-04-26	HOMERS ALLOWED	0 - 5X Last at SJ 03-21-26
1 - 2X Last vs. WSU 03-15-26	WILD PITCHES	0 - 4X Last at SJ 03-21-26
1 - 2X Last at SJ 03-21-26	HIT BATTERS	0 - 4X Last vs. WSU 03-15-26
4 vs. LBSU 03-04-26	GROUNDOUTS	0 - 3X Last vs. WSU 03-15-26
1 - 3X Last at SJ 03-21-26	FLYOUTS	0 - 3X Last vs. WSU 03-15-26

**#41 BELARDES, Alec**

HIGH	STAT	LOW
6 at WASH 03-02-26	IP	3.2 vs. SMC 03-08-26
26 at WASH 03-02-26	BATTERS FACED	20 vs. SMC 03-08-26
5 - 3X Last at UCON 03-22-26	RUNS ALLOWED	3 - 2X Last at WASH 03-02-26
5 - 3X Last at UCON 03-22-26	EARNED RUNS ALLOWED	3 - 2X Last at WASH 03-02-26
7 vs. SMC 03-08-26	HITS ALLOWED	3 at UCLA 02-24-26
9 at WASH 03-02-26	STRIKEOUTS	2 vs. SMC 03-08-26
4 at UCON 03-22-26	WALKS ALLOWED	1 - 2X Last vs. SMC 03-08-26
3 at WASH 03-02-26	DOUBLES ALLOWED	0 at UCI 02-18-26
2 at UCI 02-18-26	TRIPLES ALLOWED	0 - 5X Last at UCON 03-22-26
2 - 2X Last at UCON 03-22-26	HOMERS ALLOWED	0 - 3X Last vs. WSU 03-15-26
2 - 2X Last at UCON 03-22-26	WILD PITCHES	0 - 2X Last at WASH 03-02-26
2 - 2X Last at UCLA 02-24-26	HIT BATTERS	0 at WASH 03-02-26
6 vs. WSU 03-15-26	GROUNDOUTS	1 vs. SMC 03-08-26
8 vs. SMC 03-08-26	FLYOUTS	4 - 2X Last at UCON 03-22-26

**#43 LETTOW, Rohan**

HIGH	STAT	LOW
7 at SJ 03-20-26	IP	4 vs. LIU 02-13-26
26 at SJ 03-20-26	BATTERS FACED	19 vs. LIU 02-13-26
4 - 2X Last vs. WSU 03-13-26	RUNS ALLOWED	0 vs. BYU 02-20-26
3 - 2X Last vs. WSU 03-13-26	EARNED RUNS ALLOWED	0 vs. BYU 02-20-26
6 - 3X Last at SJ 03-20-26	HITS ALLOWED	2 vs. BYU 02-20-26
10 - 2X Last vs. BYU 02-20-26	STRIKEOUTS	4 vs. SMC 03-06-26
4 vs. SMC 03-06-26	WALKS ALLOWED	1 at SJ 03-20-26
2 vs. WSU 03-13-26	DOUBLES ALLOWED	0 - 2X Last vs. BYU 02-20-26
2 vs. WSU 03-13-26	TRIPLES ALLOWED	0 - 4X Last at SJ 03-20-26
1 - 3X Last at SJ 03-20-26	HOMERS ALLOWED	0 - 3X Last vs. WSU 03-13-26
1 vs. SMC 03-06-26	WILD PITCHES	0 - 5X Last at SJ 03-20-26
1 - 2X Last vs. SMC 03-06-26	HIT BATTERS	0 - 4X Last at SJ 03-20-26
7 at SJ 03-20-26	GROUNDOUTS	0 vs. LIU 02-13-26
7 vs. BYU 02-20-26	FLYOUTS	1 vs. LIU 02-13-26

**#44 BOYD, Reeve**

HIGH	STAT	LOW
3 - 3X Last vs. UCONN 03-21-26	PLATE APPEARANCES	1 at SJ 03-20-26
3 - 2X Last vs. WSU 03-14-26	AT BATS	1 at SJ 03-20-26
2 vs. WSU 03-14-26	HITS	0 - 5X Last vs. UCONN 03-21-26
1 vs. WSU 03-14-26	RUNS SCORED	0 - 5X Last vs. UCONN 03-21-26
0 - 6X Last vs. UCONN 03-21-26	RBIs	0 - 6X Last vs. UCONN 03-21-26
0 - 6X Last vs. UCONN 03-21-26	DOUBLES	0 - 6X Last vs. UCONN 03-21-26
0 - 6X Last vs. UCONN 03-21-26	TRIPLES	0 - 6X Last vs. UCONN 03-21-26
0 - 6X Last vs. UCONN 03-21-26	HOMERUNS	0 - 6X Last vs. UCONN 03-21-26
2 vs. WSU 03-14-26	TOTAL BASES	0 - 5X Last vs. UCONN 03-21-26
0 - 6X Last vs. UCONN 03-21-26	WALKS	0 - 6X Last vs. UCONN 03-21-26
2 at UCI 02-18-26	STRIKEOUTS	0 - 3X Last at SJ 03-20-26
0 - 6X Last vs. UCONN 03-21-26	STOLEN BASES	0 - 6X Last vs. UCONN 03-21-26
1 at UCI 02-18-26	PUTOUTS	0 - 5X Last vs. UCONN 03-21-26
0 - 6X Last vs. UCONN 03-21-26	ASSISTS	0 - 6X Last vs. UCONN 03-21-26
0 - 6X Last vs. UCONN 03-21-26	ERRORS	0 - 6X Last vs. UCONN 03-21-26

**#46 TALAVS, Drew**

HIGH	STAT	LOW
6 at WASH 02-28-26	IP	4.1 vs. WSU 03-14-26
25 - 2X Last vs. UCONN 03-21-26	BATTERS FACED	21 - 2X Last vs. WSU 03-14-26
6 - 2X Last vs. WSU 03-14-26	RUNS ALLOWED	1 at WASH 02-28-26
6 vs. WSU 03-14-26	EARNED RUNS ALLOWED	1 at WASH 02-28-26
8 vs. SMC 03-07-26	HITS ALLOWED	2 at WASH 02-28-26
8 - 2X Last at WASH 02-28-26	STRIKEOUTS	4 - 2X Last vs. UCONN 03-21-26
3 - 3X Last vs. UCONN 03-21-26	WALKS ALLOWED	1 vs. UTAH 02-21-26
2 vs. UCONN 03-21-26	DOUBLES ALLOWED	0 - 2X Last vs. WSU 03-14-26
2 vs. WSU 03-14-26	TRIPLES ALLOWED	0 - 5X Last vs. UCONN 03-21-26
2 vs. UTAH 02-21-26	HOMERS ALLOWED	0 - 3X Last vs. WSU 03-14-26
2 - 2X Last vs. SMC 03-07-26	WILD PITCHES	0 - 3X Last vs. UCONN 03-21-26
2 - 2X Last vs. WSU 03-14-26	HIT BATTERS	0 - 3X Last vs. UCONN 03-21-26
6 - 2X Last vs. SMC 03-07-26	GROUNDOUTS	3 vs. WSU 03-14-26
7 vs. UCONN 03-21-26	FLYOUTS	2 - 2X Last vs. WSU 03-14-26

**#27 CANAVAN, Chris**

HIGH	STAT	LOW
1 at UCI 02-18-26	IP	0.1 - 2X Last at UCON 03-22-26
6 vs. SMC 03-07-26	BATTERS FACED	1 at UCON 03-22-26

HIGH	STAT	LOW
3 vs. SMC 03-07-26	RUNS ALLOWED	0 - 4X Last at UCON 03-22-26
3 vs. SMC 03-07-26	EARNED RUNS ALLOWED	0 - 4X Last at UCON 03-22-26
3 vs. SMC 03-07-26	HITS ALLOWED	0 - 2X Last at UCON 03-22-26
1 - 3X Last at UCON 03-22-26	STRIKEOUTS	0 - 2X Last vs. SMC 03-07-26
3 vs. WSU 03-13-26	WALKS ALLOWED	0 - 3X Last at UCON 03-22-26
1 vs. UTAH 02-21-26	DOUBLES ALLOWED	0 - 4X Last at UCON 03-22-26
0 - 5X Last at UCON 03-22-26	TRIPLES ALLOWED	0 - 5X Last at UCON 03-22-26
0 - 5X Last at UCON 03-22-26	HOMERS ALLOWED	0 - 5X Last at UCON 03-22-26
1 vs. WSU 03-13-26	WILD PITCHES	0 - 4X Last at UCON 03-22-26
0 - 5X Last at UCON 03-22-26	HIT BATTERS	0 - 5X Last at UCON 03-22-26
2 at UCI 02-18-26	GROUNDOUTS	0 - 2X Last at UCON 03-22-26
1 - 2X Last vs. WSU 03-13-26	FLYOUTS	0 - 3X Last at UCON 03-22-26

### #45 LEMKE, Simon

HIGH	STAT	LOW
1 - 3X Last vs. LBSU 03-04-26	IP	0.1 - 2X Last at SJ 03-21-26
5 vs. LBSU 03-04-26	BATTERS FACED	1 vs. WSU 03-13-26
1 at SJ 03-21-26	RUNS ALLOWED	0 - 4X Last vs. WSU 03-13-26
1 at SJ 03-21-26	EARNED RUNS ALLOWED	0 - 4X Last vs. WSU 03-13-26
1 at SJ 03-21-26	HITS ALLOWED	0 - 4X Last vs. WSU 03-13-26
2 at WASH 02-28-26	STRIKEOUTS	0 - 2X Last at SJ 03-21-26
2 - 2X Last at SJ 03-21-26	WALKS ALLOWED	0 - 3X Last vs. WSU 03-13-26
0 - 5X Last at SJ 03-21-26	DOUBLES ALLOWED	0 - 5X Last at SJ 03-21-26
0 - 5X Last at SJ 03-21-26	TRIPLES ALLOWED	0 - 5X Last at SJ 03-21-26
0 - 5X Last at SJ 03-21-26	HOMERS ALLOWED	0 - 5X Last at SJ 03-21-26
1 vs. LBSU 03-04-26	WILD PITCHES	0 - 4X Last at SJ 03-21-26
0 - 5X Last at SJ 03-21-26	HIT BATTERS	0 - 5X Last at SJ 03-21-26
1 - 3X Last at SJ 03-21-26	GROUNDOUTS	0 - 2X Last at WASH 02-28-26
2 vs. LIU 02-14-26	FLYOUTS	0 - 2X Last at SJ 03-21-26

**#7 ADAMS, Gage**

HIGH	STAT	LOW
4 - 2X Last at WASH 03-01-26	PLATE APPEARANCES	3 - 2X Last at SJ 03-21-26
3 - 4X Last at SJ 03-21-26	AT BATS	3 - 4X Last at SJ 03-21-26
2 vs. USD 02-22-26	HITS	0 at WASH 03-01-26
1 - 2X Last vs. USD 02-22-26	RUNS SCORED	0 - 2X Last at SJ 03-21-26
1 - 2X Last vs. USD 02-22-26	RBI's	0 - 2X Last at SJ 03-21-26
0 - 4X Last at SJ 03-21-26	DOUBLES	0 - 4X Last at SJ 03-21-26
0 - 4X Last at SJ 03-21-26	TRIPLES	0 - 4X Last at SJ 03-21-26
1 - 2X Last vs. USD 02-22-26	HOMERUNS	0 - 2X Last at SJ 03-21-26
5 vs. USD 02-22-26	TOTAL BASES	0 at WASH 03-01-26
1 - 2X Last at WASH 03-01-26	WALKS	0 - 2X Last at SJ 03-21-26
2 at WASH 03-01-26	STRIKEOUTS	1 - 3X Last at SJ 03-21-26
0 - 4X Last at SJ 03-21-26	STOLEN BASES	0 - 4X Last at SJ 03-21-26
14 vs. LIU 02-15-26	PUTOUTS	4 at SJ 03-21-26
1 vs. LIU 02-15-26	ASSISTS	0 - 3X Last at SJ 03-21-26
0 - 4X Last at SJ 03-21-26	ERRORS	0 - 4X Last at SJ 03-21-26

**#24 MCBEAN, Alito**

HIGH	STAT	LOW
2 at SJ 03-21-26	IP	1 - 3X Last at WASH 03-01-26
8 at SJ 03-21-26	BATTERS FACED	3 vs. USD 02-22-26
3 vs. LIU 02-14-26	RUNS ALLOWED	0 - 2X Last at SJ 03-21-26
3 vs. LIU 02-14-26	EARNED RUNS ALLOWED	0 - 2X Last at SJ 03-21-26
2 at WASH 03-01-26	HITS ALLOWED	0 - 2X Last at SJ 03-21-26
3 vs. LIU 02-14-26	STRIKEOUTS	1 - 2X Last at SJ 03-21-26
1 - 2X Last at SJ 03-21-26	WALKS ALLOWED	0 - 2X Last at WASH 03-01-26
0 - 4X Last at SJ 03-21-26	DOUBLES ALLOWED	0 - 4X Last at SJ 03-21-26
0 - 4X Last at SJ 03-21-26	TRIPLES ALLOWED	0 - 4X Last at SJ 03-21-26
1 vs. LIU 02-14-26	HOMERS ALLOWED	0 - 3X Last at SJ 03-21-26
1 - 2X Last at SJ 03-21-26	WILD PITCHES	0 - 2X Last at WASH 03-01-26
2 at SJ 03-21-26	HIT BATTERS	0 - 3X Last at WASH 03-01-26
3 at SJ 03-21-26	GROUNDOUTS	1 - 2X Last at WASH 03-01-26
1 at SJ 03-21-26	FLYOUTS	0 - 3X Last at WASH 03-01-26

**#6 EMMERMAN, Marc**

HIGH	STAT	LOW
3 - 2X Last at SJ 03-21-26	PLATE APPEARANCES	2 at UCI 02-18-26
3 - 2X Last at SJ 03-21-26	AT BATS	2 at UCI 02-18-26
1 vs. USD 02-22-26	HITS	0 - 2X Last at SJ 03-21-26
0 - 3X Last at SJ 03-21-26	RUNS SCORED	0 - 3X Last at SJ 03-21-26
0 - 3X Last at SJ 03-21-26	RBI's	0 - 3X Last at SJ 03-21-26
0 - 3X Last at SJ 03-21-26	DOUBLES	0 - 3X Last at SJ 03-21-26
0 - 3X Last at SJ 03-21-26	TRIPLES	0 - 3X Last at SJ 03-21-26
0 - 3X Last at SJ 03-21-26	HOMERUNS	0 - 3X Last at SJ 03-21-26
1 vs. USD 02-22-26	TOTAL BASES	0 - 2X Last at SJ 03-21-26
0 - 3X Last at SJ 03-21-26	WALKS	0 - 3X Last at SJ 03-21-26
2 at UCI 02-18-26	STRIKEOUTS	0 vs. USD 02-22-26
0 - 3X Last at SJ 03-21-26	STOLEN BASES	0 - 3X Last at SJ 03-21-26
3 at SJ 03-21-26	PUTOUTS	0 at UCI 02-18-26
6 vs. USD 02-22-26	ASSISTS	0 at UCI 02-18-26
0 - 3X Last at SJ 03-21-26	ERRORS	0 - 3X Last at SJ 03-21-26

**#34 FALLA, Nick**

HIGH	STAT	LOW
1 - 3X Last at SJ 03-21-26	IP	1 - 3X Last at SJ 03-21-26
8 at SJ 03-21-26	BATTERS FACED	3 vs. USD 02-22-26
2 - 2X Last at SJ 03-21-26	RUNS ALLOWED	0 vs. USD 02-22-26
2 - 2X Last at SJ 03-21-26	EARNED RUNS ALLOWED	0 vs. USD 02-22-26
3 - 2X Last at SJ 03-21-26	HITS ALLOWED	0 vs. USD 02-22-26
3 at WASH 03-01-26	STRIKEOUTS	0 at SJ 03-21-26
1 - 2X Last at SJ 03-21-26	WALKS ALLOWED	0 vs. USD 02-22-26
1 - 2X Last at SJ 03-21-26	DOUBLES ALLOWED	0 vs. USD 02-22-26
0 - 3X Last at SJ 03-21-26	TRIPLES ALLOWED	0 - 3X Last at SJ 03-21-26
0 - 3X Last at SJ 03-21-26	HOMERS ALLOWED	0 - 3X Last at SJ 03-21-26
1 vs. USD 02-22-26	WILD PITCHES	0 - 2X Last at SJ 03-21-26
1 at SJ 03-21-26	HIT BATTERS	0 - 2X Last at WASH 03-01-26
2 - 2X Last at SJ 03-21-26	GROUNDOUTS	0 at WASH 03-01-26
1 at SJ 03-21-26	FLYOUTS	0 - 2X Last at WASH 03-01-26

**#35 LAFAVE, Colton**

HIGH	STAT	LOW
1.2 at UCON 03-22-26	IP	1 - 2X Last vs. USD 02-22-26

HIGH	STAT	LOW
8 at UCON 03-22-26	BATTERS FACED	4 vs. USD 02-22-26
2 - 2X Last at UCON 03-22-26	RUNS ALLOWED	0 vs. USD 02-22-26
2 at UCON 03-22-26	EARNED RUNS ALLOWED	0 vs. USD 02-22-26
2 - 2X Last at UCON 03-22-26	HITS ALLOWED	0 vs. USD 02-22-26
2 - 2X Last at UCON 03-22-26	STRIKEOUTS	1 vs. LIU 02-15-26
1 - 3X Last at UCON 03-22-26	WALKS ALLOWED	1 - 3X Last at UCON 03-22-26
1 vs. LIU 02-15-26	DOUBLES ALLOWED	0 - 2X Last at UCON 03-22-26
0 - 3X Last at UCON 03-22-26	TRIPLES ALLOWED	0 - 3X Last at UCON 03-22-26
1 at UCON 03-22-26	HOMERS ALLOWED	0 - 2X Last vs. USD 02-22-26
1 vs. LIU 02-15-26	WILD PITCHES	0 - 2X Last at UCON 03-22-26
0 - 3X Last at UCON 03-22-26	HIT BATTERS	0 - 3X Last at UCON 03-22-26
2 at UCON 03-22-26	GROUNDOUTS	0 vs. LIU 02-15-26
2 vs. LIU 02-15-26	FLYOUTS	0 vs. USD 02-22-26

### #33 SHAW, Connor

HIGH	STAT	LOW
1 vs. USD 02-22-26	IP	0.2 at UCON 03-22-26
7 vs. USD 02-22-26	BATTERS FACED	2 at UCON 03-22-26
4 vs. USD 02-22-26	RUNS ALLOWED	0 at UCON 03-22-26
4 vs. USD 02-22-26	EARNED RUNS ALLOWED	0 at UCON 03-22-26
3 vs. USD 02-22-26	HITS ALLOWED	0 at UCON 03-22-26
1 at UCON 03-22-26	STRIKEOUTS	0 vs. USD 02-22-26
0 - 2X Last at UCON 03-22-26	WALKS ALLOWED	0 - 2X Last at UCON 03-22-26
0 - 2X Last at UCON 03-22-26	DOUBLES ALLOWED	0 - 2X Last at UCON 03-22-26
0 - 2X Last at UCON 03-22-26	TRIPLES ALLOWED	0 - 2X Last at UCON 03-22-26
1 vs. USD 02-22-26	HOMERS ALLOWED	0 at UCON 03-22-26
0 - 2X Last at UCON 03-22-26	WILD PITCHES	0 - 2X Last at UCON 03-22-26
1 vs. USD 02-22-26	HIT BATTERS	0 at UCON 03-22-26
2 vs. USD 02-22-26	GROUNDOUTS	1 at UCON 03-22-26
1 vs. USD 02-22-26	FLYOUTS	0 at UCON 03-22-26

**#30 LADJEVIC, David**

HIGH	STAT	LOW
<b>0.1</b> vs. USD 02-22-26	IP	<b>0.1</b> vs. USD 02-22-26
<b>5</b> vs. USD 02-22-26	BATTERS FACED	<b>5</b> vs. USD 02-22-26
<b>4</b> vs. USD 02-22-26	RUNS ALLOWED	<b>4</b> vs. USD 02-22-26
<b>4</b> vs. USD 02-22-26	EARNED RUNS ALLOWED	<b>4</b> vs. USD 02-22-26
<b>0</b> vs. USD 02-22-26	HITS ALLOWED	<b>0</b> vs. USD 02-22-26
<b>1</b> vs. USD 02-22-26	STRIKEOUTS	<b>1</b> vs. USD 02-22-26
<b>2</b> vs. USD 02-22-26	WALKS ALLOWED	<b>2</b> vs. USD 02-22-26
<b>0</b> vs. USD 02-22-26	DOUBLES ALLOWED	<b>0</b> vs. USD 02-22-26
<b>0</b> vs. USD 02-22-26	TRIPLES ALLOWED	<b>0</b> vs. USD 02-22-26
<b>0</b> vs. USD 02-22-26	HOMERS ALLOWED	<b>0</b> vs. USD 02-22-26
<b>2</b> vs. USD 02-22-26	WILD PITCHES	<b>2</b> vs. USD 02-22-26
<b>1</b> vs. USD 02-22-26	HIT BATTERS	<b>1</b> vs. USD 02-22-26
<b>0</b> vs. USD 02-22-26	GROUNDOUTS	<b>0</b> vs. USD 02-22-26
<b>0</b> vs. USD 02-22-26	FLYOUTS	<b>0</b> vs. USD 02-22-26

# San Diego State Baseball 2025-2026 Season

(As of Mar 27, 2026)

## San Diego State AB-R-H-RBI Breakdown

OPPONENT	DATE	SCORE		1 SANTANA,	2 MAGPOC,	3 JACKSON,	12 TROSKY,	17 FARRELL,	29 MARNELL IV,
LIU	02-13-26	12-11	W	4-2-2-3	4-2-4-4	5-0-2-0	4-3-3-1	4-1-1-1	4-1-1-0
LIU	02-14-26	12-5	W	5-2-2-2	5-1-2-3	-	4-1-1-0	4-4-3-3	-
LIU	02-15-26	6-5	W	3-2-1-1	3-0-0-1	-	4-1-2-0	3-1-1-0	-
UC Irvine	02-18-26	2-5	L	4-0-0-1	4-0-0-0	-	3-0-2-0	2-0-0-0	0-0-0-0
BYU	02-20-26	3-0	W	4-1-1-0	-	3-0-2-3	4-1-1-0	3-1-1-0	3-0-1-0
Utah	02-21-26	0-7	L	3-0-0-0	-	3-0-0-0	4-0-1-0	4-0-1-0	3-0-1-0
San Diego	02-22-26	4-15	L	1-0-0-0	4-1-1-0	3-0-0-1	5-1-2-1	3-1-0-0	1-0-0-0
UCLA	02-24-26	4-3	W	4-0-0-0	5-0-1-0	4-0-0-0	5-1-2-0	4-0-1-0	4-1-1-1
Washington	02-27-26	9-4	W	3-2-1-0	5-0-2-1	5-1-3-1	4-2-2-0	5-0-1-0	5-1-3-5
Washington	02-28-26	3-2	W	2-1-0-0	4-0-1-0	4-1-1-1	4-0-0-0	4-0-1-1	4-0-0-0
Washington	03-01-26	2-11	L	3-0-1-0	4-0-1-2	3-0-0-0	3-0-0-0	4-2-2-0	4-0-0-0
Washington	03-02-26	1-4	L	2-1-0-0	4-0-2-0	4-0-0-0	4-0-1-0	4-0-0-0	-
Long Beach State	03-04-26	13-10	W	4-1-0-0	5-1-1-0	5-2-3-4	5-1-3-1	5-2-2-0	5-1-2-2
Saint Marys	03-06-26	3-2	W	4-0-0-0	4-0-0-0	3-0-0-0	4-2-2-0	4-0-2-0	3-0-1-0
Saint Marys	03-07-26	9-12	L	2-1-2-2	5-0-0-0	4-1-2-0	3-2-1-0	4-1-1-0	4-0-1-2
Saint Marys	03-08-26	6-9	L	4-1-1-0	4-1-1-1	4-0-1-1	5-2-2-1	3-1-0-0	4-1-1-0
Cal State Fullerton	03-10-26	2-3	L	3-0-0-1	3-0-0-0	3-0-1-0	3-1-0-0	3-0-0-0	4-0-0-0
Washington State	03-13-26	14-4	W	4-1-2-2	4-4-2-1	5-2-2-0	5-2-2-0	3-1-1-4	4-2-2-3
Washington State	03-14-26	2-7	L	3-1-1-0	4-0-1-0	1-0-0-0	5-0-2-1	5-0-0-0	1-0-0-0
Washington State	03-15-26	15-10	W	4-2-1-2	5-1-3-1	-	4-2-2-1	6-2-2-4	5-1-4-2
USC	03-17-26	4-7	L	3-0-1-0	4-0-0-2	4-0-1-0	4-1-1-0	4-1-0-0	3-0-0-1
San Jose State	03-20-26	2-3	L	4-1-0-0	5-0-2-0	5-0-2-0	5-0-1-0	4-0-0-0	3-0-0-0
UCONN (N)	03-21-26	6-4	W	1-0-0-1	5-0-0-0	4-0-2-0	4-2-1-0	4-1-1-0	1-0-0-0
San Jose State	03-21-26	8-9	L	3-2-1-1	4-1-2-0	5-2-3-2	1-0-0-1	5-2-2-0	-
UCONN (N)	03-22-26	5-7	L	4-0-1-0	3-1-1-2	4-2-2-1	5-0-0-0	4-1-1-0	4-0-2-2
UC Irvine	03-24-26	8-4	W	3-2-1-1	4-0-0-0	3-0-0-0	5-1-1-0	3-1-2-0	4-1-1-0

OPPONENT	DATE	SCORE		5 LOPEZ,	6 EMMERMAN,	7 ADAMS,	36 JUSTICE,	44 BOYD,	48 KELLY,
LIU	02-13-26	12-11	W	-	-	-	4-2-0-0	-	2-1-0-0
LIU	02-14-26	12-5	W	4-2-2-0	-	-	4-0-1-2	-	3-1-0-0
LIU	02-15-26	6-5	W	3-0-0-0	-	3-1-1-1	-	3-0-0-0	1-0-1-1
UC Irvine	02-18-26	2-5	L	1-0-0-0	2-0-0-0	-	4-0-1-0	2-0-0-0	4-1-2-1
BYU	02-20-26	3-0	W	-	-	-	3-0-0-0	-	3-0-0-0
Utah	02-21-26	0-7	L	-	-	-	4-0-0-0	-	3-0-0-0
San Diego	02-22-26	4-15	L	3-0-1-0	3-0-1-0	3-1-2-1	-	2-0-0-0	1-0-0-0
UCLA	02-24-26	4-3	W	-	-	-	3-0-1-1	-	4-1-2-1
Washington	02-27-26	9-4	W	-	-	-	5-1-2-1	-	5-0-1-1
Washington	02-28-26	3-2	W	-	-	-	3-0-1-0	-	2-1-1-1
Washington	03-01-26	2-11	L	-	-	3-0-0-0	-	-	4-0-0-0
Washington	03-02-26	1-4	L	3-0-0-0	-	-	4-0-1-1	-	3-0-0-0
Long Beach State	03-04-26	13-10	W	-	-	-	3-2-2-4	-	4-0-1-0
Saint Marys	03-06-26	3-2	W	-	-	-	4-0-1-0	-	-
Saint Marys	03-07-26	9-12	L	-	-	-	5-2-3-4	-	-
Saint Marys	03-08-26	6-9	L	-	-	-	3-0-1-1	-	4-0-0-0
Cal State Fullerton	03-10-26	2-3	L	-	-	-	4-0-2-1	-	4-0-0-0
Washington State	03-13-26	14-4	W	-	-	-	3-1-1-0	-	3-1-1-2
Washington State	03-14-26	2-7	L	-	-	-	3-0-0-0	3-1-2-0	3-0-1-1
Washington State	03-15-26	15-10	W	-	-	-	3-2-1-0	-	4-2-1-0
USC	03-17-26	4-7	L	-	-	-	3-1-2-1	-	4-0-0-0
San Jose State	03-20-26	2-3	L	-	-	-	4-0-0-1	1-0-0-0	1-0-0-0
UCONN (N)	03-21-26	6-4	W	-	-	-	5-1-3-2	2-0-0-0	4-1-2-0
San Jose State	03-21-26	8-9	L	3-0-0-0	3-0-0-0	3-0-1-0	0-0-0-1	-	2-0-0-0
UCONN (N)	03-22-26	5-7	L	-	-	-	4-0-2-0	-	3-0-1-0
UC Irvine	03-24-26	8-4	W	-	-	-	4-1-1-2	-	3-2-2-4

OPPONENT	DATE	SCORE		8 PETERSON,	9 RUTTER,
LIU	02-13-26	12-11	W	3-0-1-1	-
LIU	02-14-26	12-5	W	4-1-2-1	5-0-0-0
LIU	02-15-26	6-5	W	4-1-1-2	4-0-0-0
UC Irvine	02-18-26	2-5	L	4-1-1-0	2-0-0-0
BYU	02-20-26	3-0	W	3-0-0-0	3-0-0-0
Utah	02-21-26	0-7	L	4-0-1-0	2-0-0-0
San Diego	02-22-26	4-15	L	4-0-1-1	1-0-0-0
UCLA	02-24-26	4-3	W	4-1-2-1	-
Washington	02-27-26	9-4	W	4-2-2-0	-
Washington	02-28-26	3-2	W	4-0-0-0	-
Washington	03-01-26	2-11	L	3-0-1-0	-
Washington	03-02-26	1-4	L	4-0-1-0	-
Long Beach State	03-04-26	13-10	W	3-3-1-0	-
Saint Marys	03-06-26	3-2	W	4-1-2-3	2-0-0-0
Saint Marys	03-07-26	9-12	L	4-2-0-0	5-0-1-0
Saint Marys	03-08-26	6-9	L	3-0-1-2	-
Cal State Fullerton	03-10-26	2-3	L	3-1-0-0	-
Washington State	03-13-26	14-4	W	4-0-1-2	-
Washington State	03-14-26	2-7	L	4-0-2-0	2-0-0-0
Washington State	03-15-26	15-10	W	4-2-2-1	4-1-3-3
USC	03-17-26	4-7	L	4-1-3-0	-
San Jose State	03-20-26	2-3	L	5-1-2-0	-
UCONN (N)	03-21-26	6-4	W	4-1-2-1	-

OPPONENT	DATE	SCORE		<sup>8</sup> PETERSON,	<sup>9</sup> RUTTER,
San Jose State	03-21-26	8-9	L	5-1-2-1	4-0-1-0
UCONN (N)	03-22-26	5-7	L	4-1-0-0	-
UC Irvine	03-24-26	8-4	W	4-0-1-0	-