2026-27 MARYLAND BASKETBALL



GAME 7 | SAN DIEGO STATE | NOVEMBER 26, 2026 | 1:00 PM ET (10:00 AM PT) | MICHELOB ULTRA ARENA | ESPN

2026-27 SCHEDULE (3-3, 0-0 B1G)

OCTOBER

Date	Day	UMD	Opponent	TV	Time/Result
11	Sun.		vs. Georgia Tech [1] (Exh.)	B1G+	W, 85-70
18	**SUN.**		**WEST VIRGINIA (EXH.)**	**B1G+**	**W, 90-81 (OT)**

NOVEMBER

Date	Day	UMD	Opponent	TV	Time/Result
2	**MON.**		**BUCKNELL**	**B1G+**	**W, 96-67**
7	Sat.		at Georgetown [2]	Peacock/NBCSN	L, 74-86
13	**FRI.**		**#6/6 VIRGINIA**	**PEACOCK/NBCSN**	**L, 83-87**
16	**MON.**		**ALCORN STATE**	**BTN**	**W, 117-57**
20	**FRI.**		**WAGNER**	**B1G+**	**W, 62-45**
24	Tue.		vs. #9/11 Tennessee [3]	ESPN	L, 64-72
26	Thu.		vs. San Diego State[3]	ESPN	1 PM
27	Fri.		vs. #5 Texas Tech/Oregon [3]	ESPN2/U	3:30/11:30 PM

DECEMBER

Date	Day	UMD	Opponent	TV	Time/Result
2	**WED.**		**AMERICAN**	**B1G+**	**7 PM**
6	Sun.		at Ohio State*	BTN	12 PM
9	**WED.**		**#2 MICHIGAN STATE***	**BTN**	**8:30 PM**
15	**TUE.**		**MORGAN STATE**	**BTN**	**8 PM**
19	Sat.		vs. South Carolina [4]	FS1	1 PM
29	**TUE.**		**RADFORD**	**BTN**	**6:30 PM**

JANUARY

Date	Day	UMD	Opponent	TV	Time/Result
2	**SAT.**		**#7 UCLA***	**FS1**	**6 PM**
5	**TUE.**		**#18 USC***	**BTN**	**8 PM**
9	Sat.		at Iowa*	FS1	6 PM
12	Tue.		at Indiana*	FS1	6 PM
16	**SAT.**		**#10 ILLINOIS***	**PEACOCK/NBCSN**	**2 PM**
19	**TUE.**		**RUTGERS***	**BTN**	**7 PM**
23	Sat.		at Purdue*	FS1	12 PM
26	**TUE.**		**WISCONSIN***	**PEACOCK/NBCSN**	**7 PM**
30	Sat.		at Penn State*	BTN	12 PM

FEBRUARY

Date	Day	UMD	Opponent	TV	Time/Result
2	Tue.		at #2 Michigan State*	Peacock/NBCSN	7 PM
9	**TUE.**		**#24 NEBRASKA***	**FS1**	**6:30 PM**
13	**SAT.**		**INDIANA***	**FOX**	**12 PM**
17	Wed.		at Oregon*	BTN	9 PM
20	Sat.		at Washington*	Peacock/NBCSN	5 PM
24	**WED.**		**MINNESOTA***	**BTN**	**6:30 PM**
28	Sun.		at Rutgers*	Peacock/NBCSN	5 PM

MARCH

Date	Day	UMD	Opponent	TV	Time/Result
4	Thu.		at #18 Michigan*	FS1	6:30 PM
7	**SUN.**		**NORTHWESTERN***	**BTN**	**1 PM**
9-14	Tue.-Sun.		Big Ten Tournament [5]		TBA

1 – Chesapeake Employers Insurance Arena; 2 – Capital One Arena; 3 – Players Era Tournament at Michelob Ultra Arena; 4 – Battle In Baltimore at CFG Arena; * denotes Big Ten Conference game; **BOLD** denotes home game at XFINITY Center; All times ET

MEDIA CONTACTS

Primary Contact: John Sinnett
Assistant AD - Strategic Communications & Content Dev.
Email / Phone: jsinnett@umd.edu / (c) 413-687-2237

Secondary Contact: Jake Freelund
Strategic Communications Assistant
Email / Phone: freelund@umd.edu / (c) 973-951-3949

THE MATCHUP

MARYLAND TERRAPINS

2026-27 Record: 3-3 (Kenpom: 66)
Head Coach: Buzz Williams (Oklahoma City '94)
Years / Record at UMD: 2nd / 15-24 (.385)
Overall Years / Record: 20th / 388-252 (.606)

2026-27 Top Scorer: Payne / 17.2 ppg / 103 pts
2026-27 Top Rebounder: Buljan / 8.0 rpg / 48 reb
2026-27 Top Assists: Wagner / 3.0 apg / 18 ast
2026-27 Top Blocks: Payne / 1.2 bpg / 7 blk

VS

SAN DIEGO STATE AZTECS

2026-27 Record: 5-1 (Kenpom: 68)
Head Coach: Brian Dutcher (Minnesota '82)
Years / Record at SDSU: 10th / 225-80 (.738)
Overall Years / Record: Same

2026-27 Top Scorer: Davis / 20.0 ppg / 120 pts
2026-27 Top Rebounder: Simmons / 5.7 rpg / 34 reb
2026-27 Top Assists: Gladden / 4.8 apg / 29 ast
2026-27 Top Blocks: Cherry / 2.0 bpg / 12 blk

COVERAGE

Radio: Josh Maurer (pxp), Chris Knoche (analyst)
Maryland Sports Network: Maryland App, WJZ-FM 105.7 FM (Baltimore), The TEAM 980 AM (DC)

TV: ESPN
Kevin Brown (pxp), Jimmy Dykes (analyst)
Stream: ESPN.com / ESPN App
SiriusXM: Channel 257, Sirius XM App

SERIES INFORMATION

Overall Record	First Meeting	**Longest Maryland Streak**	-
Home / Away / Neutral	0-0 / 0-0 / 0-0	**Longest Iowa State Streak**	-
Current Streak	-	**Largest Maryland Win**	-
Last Meeting	-	**Largest Iowa State Win**	-

RIGHT HERE, RIGHT NOW

TERPS, AZTECS MEET FOR FIRST TIME AT PLAYERS ERA TOURNAMENT ...

- After falling to No. 9 Tennessee on Tuesday afternoon, Maryland will return to action on Thanksgiving Thursday to face San Diego State in the first-ever meeting between the two programs. Tip is set for 1 PM ET (10 AM PT) and will be televised on ESPN. Maryland alum and World Series Champion Josh Maurer will be on the call for the Maryland Sports Radio Network alongside Chris Knoche.
- San Diego State fell on Tuesday to Iowa State, 81-68. Following Thursday's action, Maryland will face either #5 Texas Tech or Oregon on Friday in either the fifth-place game (11:30 PM ET, ESPN2) or the seventh-place game (3:30 PM ET, ESPNU).

THE SERIES VS. SAN DIEGO STATE ...

- This will be the first time Maryland and San Diego State have met on the hardwood.
- Looking ahead, Maryland is 1-0 all-time against Texas Tech with their only meeting coming on Dec. 27, 1954 (W, 58-54) in the All-American City Tournament in Owensboro, Kentucky.
- Should Maryland face Oregon on Friday, the Terps are 1-2 all-time in the series after winning last year's Big Ten Tournament opening round game against the Ducks in Chicago. It would also mark the first time since the 1984 Rainbow Classic that Maryland has faced a conference foe in a regular-season, non-conference game when they lost to Georgia Tech 70-69 in the tournament's championship game.

RECAPPING THE TENNESSEE LOSS ...

- Despite four players in double figure scoring and a double-double by Tomislav Buljan, Maryland fell 72-64 on Tuesday afternoon to No. 9 Tennessee in the opening round of the Players Era Tournament. Andre Mills had a team-high 17 points, while DJ Wagner surpassed 1,000 career points with 14 in the game. Buljan had season highs in points (13) and rebounds (11) for his 18th career double-double. Kaden House rounded out the top Terp scorers with 10 points.
- Maryland led by as many as seven midway through the first half, but Tennessee took a 36-34 lead into the intermission. The Vols built out a 13-point lead in the second half before Maryland cut the deficit to as little as three, 64-61, with 2:26 to go.
- A tough night at the three-point line hurt the Terps as Maryland was just 3-of-27 beyond the arc.

2026-27 NUMERICAL ROSTER

No.	Name	Pos.	Ht.	Wt.	Cl.	Hometown / High School / Previous School	Instagram	Twitter
1	Austin Brown	F	6-8	215	Fr.	Lufkin, Texas / Lufkin	austinbrownb1	austinbrown2026
2	DJ Wagner	G	6-4	190	Sr.	Camden, NJ / Camden / Kentucky / Arkansas	dj_wag21	-
7	Andre Mills	G	6-4	205	R-So.	Boston, MA / Brimmer and May School / Texas A&M	andre2timez1	andre2timez1
8	Kaden House	G	6-3	175	Fr.	Phoenix, AZ / Compass Prep	kadenhouse	kadenhouse10
9	Maban Jabriel	G	6-9	205	Jr.	Waterloo, Ontario / Tri-City Prep / Queens	_mabannn	_MabanJabriel
10	Baba Oladotun	F	6-10	205	Fr.	Silver Spring, MD / Blake	babatheballer10	babaoladotun_
11	George Turkson, Jr.	G/F	6-7	220	R-So.	Lowell, MA / Bradford Christian Academy / Texas A&M	georgeturksonjr	GeorgeTurksonJr
12	Bishop Boswell	G	6-4	204	Jr.	Charlotte, NC / Myers Park / Tennessee	bishopb0swell	bishopb0swell
14	Adama Tambedou	F	6-7	220	Fr.	Tattaguine, Senegal / Putnam Science Academy (CT)	tambedou_06	tambedou_34
18	Guillermo Del Pino	G	6-5	183	So.	Cordoba, Spain / Unicaja Malaga Academy	guille.dpl	-
20	Mike McNair, Jr.	G	6-5	205	Gr.	Temecula, CA / Linfield Christian / Boston University	miike34	mikee_mcnair
21	Pharrel Payne	F/C	6-9	250	R-Sr.	Cottage Grove, MN / Park / Minnesota / Texas A&M	pharrelpayne_22	pharrelpayne
23	Tomislav Buljan	F	6-9	250	So.	Split, Croatia / KK Cedevita Junior / New Mexico	t.buljan	-
24	Alex K'Medehouto	C	7-0	235	Jr.	Lome, Togo / Prestige Prep Academy / Frank Phillips / South Plains	kmedehouto_atsouvi_alexandre	medehoutoK57952
25	Robert Jennings II	F	6-8	225	Gr.	DeSoto, Texas / Alliance of Christian Athletes / Texas Tech / Oklahoma State	_.rj25	RJGetBuckets
30	Lukas Sotell	G	6-3	180	Sr.	Stamford, CT / Stamford / Montverde Academy	lukassotell	LukasSotell

Head Coach: Buzz Williams (Oklahoma City '94) 2nd season at Maryland / 20th season overall
Associate Head Coach / Executive Director of Basketball Performance: Devin Johnson (New Orleans '08) 2nd season
Assistant Head Coach / Executive Director of Basketball Operations: Lyle Wolf (Transylvania '10) 2nd season
Assistant Head Coach Coach / Executive Director of Talent Acquisition: Steve Roccaforte (Lamar '89) 2nd season
Assistant Coach: Wabissa Bede (Virginia Tech '20) 2nd season
Assistant Coach / Director of Player Personnel: Aki Collins (Clark Atlanta '97) 2nd season
Assistant Coach / Director of Basketball Intelligence: TJ Ryan (Franklin College '18) 2nd season
Chief Of Staff: Josh Chambers (Virginia Tech '14) 2nd season
Program Director for Sports Medicine / Head Men's Basketball Athletic Trainer: Eddie Benion, MS, LAT, ATC, PES, CES (Missouri '95) 2nd season
Director of Strength and Resilience: Marshall Repp (University of Northwestern-St. Paul '14) 1st season
Special Assistant to the Head Coach: Greg Young (Howard Payne '86) 2nd season
Coordinator of Player Relations & Operations: Jelani Spain (Texas A&M '24) 2nd season
Coordinator of Player Development: Seth Allen (Virginia Tech '17) 2nd season
Graduate Assistant: Kareen Watkins (Kentucky '24) 1st season

2026-27 ALPHABETICAL ROSTER

No.	Name	Pos.	Ht.	Wt.	Cl.	Hometown / High School / Previous School	Instagram	Twitter
12	Bishop Boswell	G	6-4	204	Jr.	Charlotte, NC / Myers Park / Tennessee	bishopb0swell	bishopb0swell
1	Austin Brown	F	6-8	215	Fr.	Lufkin, Texas / Lufkin	austinbrownb1	austinbrown2026
23	Tomislav Buljan	F	6-9	250	So.	Split, Croatia / KK Cedevita Junior / New Mexico	t.buljan	-
18	Guillermo Del Pino	G	6-5	183	So.	Cordoba, Spain / Unicaja Malaga Academy	guille.dpl	-
8	Kaden House	G	6-3	175	Fr.	Phoenix, AZ / Compass Prep	kadenhouse	kadenhouse10
9	Maban Jabriel	G	6-9	205	Jr.	Waterloo, Ontario / Tri-City Prep / Queens	_mabannn	_MabanJabriel
25	Robert Jennings II	F	6-8	225	Gr.	DeSoto, Texas / Alliance of Christian Athletes / Texas Tech / Oklahoma State	_.rj25	RJGetBuckets
24	Alex K'Medehouto	C	7-0	235	Jr.	Lome, Togo / Prestige Prep Academy / Frank Phillips / South Plains	kmedehouto_atsouvi_alexandre	medehoutoK57952
20	Mike McNair, Jr.	G	6-5	205	Gr.	Temecula, CA / Linfield Christian / Boston University	miike34	mikee_mcnair
7	Andre Mills	G	6-4	205	R-So.	Boston, MA / Brimmer and May School / Texas A&M	andre2timez1	andre2timez1
10	Baba Oladotun	F	6-10	205	Fr.	Silver Spring, MD / Blake	babatheballer10	babaoladotun_
21	Pharrel Payne	F/C	6-9	250	R-Sr.	Cottage Grove, MN / Park / Minnesota / Texas A&M	pharrelpayne_22	pharrelpayne
30	Lukas Sotell	G	6-3	180	Sr.	Stamford, CT / Stamford / Montverde Academy	lukassotell	LukasSotell
14	Adama Tambedou	F	6-7	220	Fr.	Tattaguine, Senegal / Putnam Science Academy (CT)	tambedou_06	tambedou_34
11	George Turkson, Jr.	G/F	6-7	220	R-So.	Lowell, MA / Bradford Christian Academy / Texas A&M	georgeturksonjr	GeorgeTurksonJr
2	DJ Wagner	G	6-4	190	Sr.	Camden, NJ / Camden / Kentucky / Arkansas	dj_wag21	-

PRONUNCIATIONS

8 Kaden House	kay-den
9 Maban Jabriel	mah-ban jah-breel
10 Baba Oladotun	ba-ba ola-doh-ton
14 Adama Tambedou	ah-dahm-uh tahm-beh-do
18 Guillermo Del Pino	gee-er-mo del peeno
21 Pharrel Payne	fah-rel
23 Tomislav Buljan	tom-ah-slav bool-yahn
24 Alex K'Medehouto	meh-doo-toe (silent K)
30 Lukas Sotell	so-tell
Steve Roccaforte	rock-ah-for-tay
Aki Collins	AH-kee

QUICK FACTS

Location	College Park, Md.
Conference	Big Ten
Enrollment	41,725
Founded	1856
Colors	Red, White, Black, Gold
Nickname	Terrapins, Terps
Arena (Capacity)	XFINITY Center (17,300)
President	Dr. Darryll J. Pines (California '86)
Athletics Director	Jim Smith (Northwestern '88)
2024-25 Overall Record	27-9
2024-25 Big Ten Record	14-6 (2nd)
2025 Big Ten Tournament Finish	Semifinals
Postseason Finish	NCAA Sweet Sixteen

First Year of Basketball:	1910-11
Overall All-Time Record:	1,705-1,173 (.593) / 108th Year
NCAA Tournament Appearances/Last:	31 / 2025
National Championships:	1 (2002)
NCAA Final Fours:	2 (2001, 2002)
NCAA Elite Eights:	4 (1973, 1975, 2001, 2002)
NCAA Sweet 16:	15 (1958, 1973, 1975, 1980, 1984, 1985, 1994, 1995, 1998, 1999, 2001, 2002, 2003, 2016, 2025)
Conference Championships:	11 Tournament (4) — 1931, 1958, 1984, 2004; Regular Season (7)— T-1932, 1975, 1980, T-1995, 2002, T-2010, T-2020)

MARYLAND VS. SAN DIEGO STATE SERIES HISTORY

LAST TIME THEY MET - FIRST MEETING

SERIES RECORD

FIRST MEETING

TERPS SET XFINITY RECORD IN ALCORN STATE WIN

- Maryland picked up a dominant 117-57 victory over Alcorn State at XFINITY Center. The 117 points were an XFINITY Center record and the most Maryland has scored in game since 2000.
- Six Terps scored in double-figures: Kaden House (16), Andre Mills (15), Mike McNair Jr. (14), DJ Wagner (14), Pharrel Payne (12) and Guillermo Del Pino (career-high 11). Maryland was hot from the field, shooting 62.9 percent on 38-of-62, including 15-of-30 from three-point range. The shooting percentage was the best for the Terps in a game since shooting 68.1 against Minnesota on Feb. 22, 2023. The 15 triples tied for the third-most in a game in program history.
- The 117 points were the most since Maryland beat Chicago State, 117-55 on Dec. 27, 2000. The previous XFINITY scoring record was 112 against Liberty (12/28/04).
- The Terps won by their largest margin in a game since a 71-point win over Canisius on Nov. 19, 2024, 108-37, which is the second-largest margin in program history.
- The Terps led Alcorn 60-30 at halftime with the 60 points representing the most the Terps scored in a first half since leading UMES 60-25 on Dec. 30, 2000. Seven players had at least six points in the first half led by Wagner's 10. The Terps shot 64.7 percent on 22-of-34 with 11-of-18 from three-point range..

25TH ANNIVERSARY OF 2002 NCAA CHAMPIONSHIP

- The University of Maryland Department of Athletics and our proud partner, Northrop Realty, plan to honor the 25th Anniversary of the 2002 National Championship Team throughout the 2026-27 men's basketball season.
- The 2002 national championship team will return to College Park and be recognized during the February 13 game against Indiana, the opponent the Terps defeated to win the title. The first 12,000 fans will receive commemorative national championship anniversary hats inspired by those presented to the 2002 team, and fans can participate in a Fan Fest, with more details to follow.
- All home games at XFINITY Center will feature special themes and nods to the 2002 championship squad including a commemorative series of cups sold at all concession stands. A portion of all proceeds from the commemorative cups will go to a newly established 2002 Men's Basketball National Championship Endowment that provides funds to continue to elevate the men's basketball program. Additionally, all season ticket members who have held tickets since the 2001-02 season will be honored at a game this season.

Key 25th Anniversary Games

Date	Opponent	Theme
Jan. 16	Illinois	Gary Williams Bobblehead Day / MBB Alumni Weekend
Feb. 13	Indiana	2002 National Championship Game

TOP-15 FRESHMAN CLASS

- Headlined by Baba Oladotun, Maryland features the No. 14 ranked freshman class coming into the 2026-27 season according to 247Sports.com.

Maryland Freshman		National Ranking
F	Baba Oladotun	9th
G	Kaden House	48th
G	Adama Tambedou	134th
F	Austin Brown	230th

OVERALL COMPOSITE NO. 17 INCOMING CLASS

- Overall between its freshman class and transfer class, Maryland ranks 17th overall according to 247Sports.com heading into the new season. The class is the fourth-highest ranked in the Big Ten.
- By comparison, the 2024-25 incoming group ranked No. 36 overall in the composite rankings.

Maryland Transfer Newcomers		Prior School
G	Bishop Boswell	Tennessee
F	Tomislav Buljan	New Mexico
G	Maban Jabriel	Queens
F	Robert Jennings II	Oklahoma State
G	Mike McNair	Boston University
G	DJ Wagner	Arkansas

MILESTONE WATCH

- Three Terps are on track to reach milestones this season with 100 career games and/or 1,000 career points: **Robert Jennings II, Mike McNair, Jr., and DJ Wagner**.
- Wagner reached 100 career games before joining the Terps and surpassed 1,000 points this year against Tennessee.
- McNair is also closing in on 1,000 career points (987) and needs to play in one more games to reach 100.
- Payne reached his 100th career game at Marquette and scored his 1,000th career point against UNLV last season.

Player	Career Games Played	Career Pts
Pharrel Payne	112-53	1197
DJ Wagner	106-89	1008
Mike McNair, Jr.	99-70	987
Robert Jennings II	105-53	433

PAYNE NAMED PRESEASON ALL-BIG TEN, KAREEM ABDUL-JABBAR CENTER OF THE YEAR TOP 20

- As one of the top post players in the country, **Pharrel Payne** was named to the Preseason All-Big Ten Team. Payne returns for his fifth year after missing the bulk of 2025-26 due to injury. He was also named to the 2026-27 Kareem Abdul-Jabbar Center of the Year Top-20 Preseason Watch List as announced by the Basketball Hall of Fame entering the season.
- In his first season with Maryland last year, Payne started 10 games averaging 17.5 points and 7.2 rebounds. He shot 62.4 percent from the floor (53-85) and was 71.9 percent at the free throw line (69-96). He had three double-doubles in his 10 games played including 17 points/14 rebounds at Iowa, 30 points/10 rebounds against Wagner, and 17 points/11 rebounds against Georgetown.
- Overall in his career, Payne has played in 112 overall games with 53 starts between his time at Minnesota (2022-24), Texas A&M (2024-25), and last year with the Terps (2025-26). He has averaged 10.7 points and 5.7 rebounds, while shootings 64.3 percent from the field.
- Payne is averaging 17.2 points per game in 2026-27 with a whopping 70.0 field goal percentage.

Pharrel Payne Career Averages

Yr	Team	Class	G	FG%	FT%	RPG	PPG
2022-23	Minnesota	FR	30	.693	.486	5.2	8.2
2023-24	Minnesota	SO	32	.602	.472	6.1	10.0
2024-25	Texas A&M	JR	34	.646	.582	5.1	10.4
2025-26	Maryland	SR	10	.624	.719	7.2	17.5
2026-27	Maryland	5th	6	.700	.673	6.5	17.2
Total			**112**	**.643**	**.570**	**5.7**	**10.7**

2026-27 RECORD WHEN ...

Overall	3-3
In B1G Games	0-0
In non-conference Games	3-3
At Home	3-1
Away	0-1
Neutral Sites	0-1
Day Games	0-0
Night Games	3-2
vs. Top 5 opponents	0-0
vs. Top 10 opponents	0-2
vs. Top 25 opponents	0-2
vs. unranked opponents	3-1
Leading at halftime	3-1
Trailing at halftime	0-2
Tied at halftime	0-0
Overtime	0-0
Shooting .500 or better	1-0
Shooting .451 to .499	2-0
Shooting .400 to .450	0-2
Shooting below .400	0-1
Opponent shooting .500 or better	0-3
Opponent shooting.451 to .499	0-0
Opponent shooting.400 to .450	1-0
Opponent shooting below .400	2-0
Higher FG% than opponent	3-0
Lower FG% than opponent	0-3
More 3-point FGs	1-0
Fewer 3-point FGs	2-2
Making more free throws	2-3
Making fewer free throws	0-0
Outrebounding opponent	3-2
Outrebounded by opponent	0-1
More turnovers than opponent	0-0
Fewer turnovers than opponent	3-2
Scoring more bench points	3-2
Scoring fewer bench points	0-1
Games decided by 3 or fewer	0-0
Games decided by 4 to 8	0-2
Games decided by 9 to 12	0-1
Games decided by 13 to 19	1-0
Games decided by 20 or more	2-0
Player scores 30+ points	0-0
Player scores 20+ points	2-2
Terps score under 60 points	0-0
Terps score 60-69 points	1-1
Terps score 70-79 points	0-1
Terps score 80-89 points	0-1
Terps score 90-99 points	1-0
Terps score 80+ points	2-1
Terps score 90+ points	2-0
Terps score 100+ points	1-0
Opp. player scores 30+ points	0-0
Opp. player scores 20+ points	1-3
Opponents score under 60 points	2-0
Opponents score 60-69 points	1-0
Opponents score 70-79 points	0-1
Opponents score 80-89 points	0-2
Opponents score 90-99 points	0-0
Opponents score over 100 points	0-0

PAYNE STRONG IN BOUNCE BACK SEASON

- After missing the bulk of 2025-26 due to injury, **Pharrel Payne** is bouncing back for his fifth season. Payne leads the Terps with a 17.2 point per game scoring average which ranks seventh in the Big Ten.
- Payne also ranks eighth among active NCAA players and leads the Big Ten in career field goal percentage (.643). His .700 field goal percentage this season ranks third in the Big Ten.

NCAA Active Player - Field Goal Percentage

Rk	Player	GMS	FGM	FGA	FG%
1	James Scott, Georgia	111	257	337	0.763
2	Cooper Bowser, Arkansas	98	326	454	0.718
3	Ben Defty, Arizona St.	70	271	404	0.671
4	Flory Bidunga, Louisville	74	310	474	0.654
5	Miles Rubin, Tennessee	109	428	656	0.652
6	Matas Vokietaitis, Texas	76	360	552	0.652
7	Micah Handlogten, Ole Miss	115	266	412	0.646
8	**Pharrel Payne, Maryland**	**112**	**443**	**689**	**0.643**
9	Robert Vaihola, San Jose St.	100	251	393	0.639
10	Brigham Rogers, Murray St.	105	269	423	0.636

BULJAN, PAYNE A 1-2 PUNCH ON THE GLASS

- **Tomislav Buljan** has made a mark for the Terps on the glass early in the season. The sophomore ranks fourth overall in the Big Ten for rebounding average (8.0).
- Buljan leads the Big Ten in offensive rebounds per game (4.0) which is 12th nationally, while Pharrel Payne is fifth at 3.3. Payne also ranks 16th in the Big Ten for rebounding average at 6.5 boards per game.
- Overall, Buljan is second among active NCAA players for overall career rebounding average (10.0 rpg).

NCAA Active Player - Career Rebound Average

Rk	Player	GM	Reb	Avg
1	Brandon Benjamin, Boston College	38	392	10.3
2	**Tomislav Buljan, Maryland**	**41**	**408**	**10.0**
3	JT Toppin, Texas Tech	94	907	9.6
4	Jamichael Stillwell, Texas Tech	66	626	9.5

ANDRE MILLS COMING OFF BREAKOUT SEASON

- **Andre Mills** continued the 2026-27 campaign where he left off in his first season at Maryland with a 22-point performance against Bucknell in the season opener. He also picked up his second double-double with 11 rebounds.
- After redshirting his true freshman season at Texas A&M in 2024-25, Mills had a break out season for the Terps last year.
- Mills averaged 12.2 points per game with 4.1 rebounds in 33 games (25 starts) last year. He had four 20-point games and a pair of 30-point efforts.
- Mills set his career-high with 39 points at Northwestern which tied the program record for most points by a freshman in a single game joining Diamond Stone who did the same against Penn State in 2015. He was one of four freshmen to score 30+ in a game dating back to 1994 and is just the second (along with Hall of Fame inductee Joe Smith) to have a pair of 30 point games in a freshman season.

Andre Mills Career Averages

Yr	Team	Class	G	FG%	FT%	RPG	PPG
2025-26	Maryland	R-Fr.	33	.409	.767	4.1	12.2
2026-27	Maryland	R-So.	6	.373	.833	3.5	13.7
Total			**39**	**.402**	**.777**	**4.0**	**12.5**

HOUSE ONE OF B1G TOP SCORING FRESHMEN

- Through six games this season, freshman **Kaden House** has shown himself to be one of the top scoring rookies in the Big Ten. The son of former NBA player and Arizona State standout Eddie House, Kaden is the third leading scorer for the Terps. Kaden's twin brother, Kalek, currently plays for Xavier.

Big Ten Freshmen Scoring Leaders

Rk	Player	GMS	PTS	AVG
1	Quentin Coleman, Illinois	6	124	20.7
2	Christian Gurdak, Rutgers	7	114	16.3
3	LeJuan Watts, Washington	6	90	15.0
4	Nikola Kusturica, UCLA	6	88	14.7
5	Adonis Ratliff, Southern California	6	76	12.7
6	**Kaden House, Maryland**	**6**	**75**	**12.5**
7	Ethan Brown, Illinois	7	85	12.1
8	Jasiah Jervis, Michigan St.	6	62	10.3

MCNAIR ONE OF NCAA'S TOP 3-POINT SHOOTERS

- **Mike McNair, Jr.** joined the Terps with a reputation as one of the nation's top three point shooters after averaging 16.9 points per game last year at Boston University to earn All-Patriot League First Team honors. In his three years with the Terriers, McNair hit 181 career triples at a 43.7 percent clip.
- Among active NCAA players, McNair ranks 26th nationally in career three-point field goal percentage (.415) and 42nd in total made triples (198).

NCAA Active Players - Career Three-Point FG%

Rk	Player	GMS	3FGM	3FGA	3FG%
23	Marcus Millender, Georgia	102	173	416	0.416
24	Joe Nugent, Holy Cross	83	189	455	0.415
	Joshua Dent, Saint Mary's	64	81	195	0.415
26	**Mike McNair, Jr., Maryland**	**99**	**198**	**477**	**0.415**
27	Sam Lewis, Virginia	107	144	347	0.415
28	Eian Elmer, Wisconsin	105	162	393	0.412

NCAA Active Players - Career Three-Point Field Goals

Rk	Player	GMS	3FGM
38	Kevin Overton, Auburn	116	204
40	Kam Burton, La Salle	103	201
41	Solo Ball, UConn	113	199
42	**Mike McNair, Jr., Maryland**	**99**	**198**
43	Brendan Coyle, Siena	96	196
44	John Blackwell, Duke	111	195

TERPS STRONG ON OFFENSIVE GLASS IN 2026-27

- To start the 2026-27 season, Maryland has been strong on the offensive glass averaging 17.0 offensive rebounds per game. That ranks eighth nationally, first in the Big Ten and is just ahead of the program record of 15.7 set in 2003-04.
- Arkansas State leads the nation at 18.9 offensive boards per game, while Lamar is second at 18.7 per game to start the season.
- Maryland's +10.3 rebound margin is fourth best among B1G teams.

Top Maryland Offensive Rebounding Seasons (Avg)

Rk	Avg	OFF REB	Games	Year
1.	**17.0**	**102**	**6**	**2026-27**
2.	15.7	501	32	2003-04
3.	15.1	543	36	2000-01
4.	15.0	479	32	2004-05
5.	14.3	458	32	2005-06
6.	14.0	476	34	1994-95

2026-27 TEAM RANKINGS

Category	UMD	Nat / B1G
Points Per Game	82.7	107 / 11
Scoring Defense	69.0	118 / 11
Assists Per Game	12.3	302 / 18
Assist/TO Ratio	1.00	269 / 18
Blocks Per Game	2.7	267 / 13
Steals Per Game	8.2	115 / 4
Turnovers Per Game	12.3	176 / 14
FG Percentage	45.1	199 / 15
3FG Percentage	25.7	350 / 18
FT Percentage	72.4	126 / 13
Rebound Margin	10.3	31 / 4

2026-27 BIG TEN STANDINGS

Team	B1G	Pct.	Overall	Pct.	Last 10	Strk
Minnesota	0-0	.000	7-0	1.000	7-0	W7
Indiana	0-0	.000	7-0	1.000	7-0	W7
Nebraska	0-0	.000	6-0	1.000	6-0	W6
USC	0-0	.000	6-0	1.000	6-0	W6
UCLA	0-0	.000	6-0	1.000	6-0	W6
Illinois	0-0	.000	6-1	.857	6-1	W4
Penn State	0-0	.000	5-1	.833	5-1	W3
Michigan State	0-0	.000	5-1	.833	5-1	W1
Washington	0-0	.000	5-1	.833	5-1	W1
Rutgers	0-0	.000	5-2	.714	5-2	W2
Wisconsin	0-0	.000	4-2	.667	4-2	L2
Iowa	0-0	.000	4-2	.667	4-2	W2
Oregon	0-0	.000	3-2	.600	3-2	L2
Ohio State	0-0	.000	4-3	.571	4-3	L1
Purdue	0-0	.000	4-3	.571	4-3	L1
Northwestern	0-0	.000	4-3	.571	4-3	W1
Maryland	**0-0**	**.000**	**3-3**	**.500**	**3-3**	**L1**
Michigan	0-0	.000	3-3	.500	3-3	L2

BUZZ'S BUNCH OF JOY ICE CREAM

- **Buzz Williams** has become the latest Maryland head coach to have his own signature ice cream flavor made by the University of Maryland Dairy - Buzz's Bunch of Joy.
- The ice cream has a vanilla base with red velvet cake cubes and a vanilla crème anglaise.
- Current head coaches who have their own flavor include Mike Locksley (Pop, #LockedIn, Drop It), women's basketball head coach Brenda Frese (Brenda's Peanut butter Frese), women's lacrosse head coach Cathy Reese (Cathy Reese's Victory Swirl), men's soccer head coach Sasho Cirovski (Sasho's Crew Crunch), and field hockey head coach Missy Meharg (Terpresso).

TERPS SET SINGLE GAME THREE-POINT RECORD

- In the win over Penn State (Jan. 18) last year, Maryland set a new program and XFINITY Center record for single-game three pointers with 18.
- For the game, the Terps were 18-of-34 from beyond the arc. The previous record was 17 against UMKC on Dec. 13, 2006. The 34 attempts tied as the fourth-most for a single game as well alongside the Iowa game on Feb. 25, 2017.

BOMBS AWAY

- In 2025-26, Maryland converted on 279-of-882 attempts from three-point range. The 279 made triples are second all-time behind the 2024-25 squad which set the current record at 292.
- Maryland's 8.5 three pointers per game are the most for a season in program history and just the fourth time that the Terps have averaged over eight made triples per game. Maryland averaged 8.1 made threes in 2024-25.
- Maryland was one of 10 Big Ten teams averaging over eight threes made per game – the most total teams to do so in conference history.
- **Diggy Coit** had a quarter of Maryland's total threes last year with 71 which ranked 10th overall in the Big Ten. He ranks 11th for single-season threes at Maryland.

GREEN LIGHT SCORING UNDER BUZZ

- Throughout Buzz Williams' coaching career, there have been a total of 39 30-plus point games by his players. Current Maryland graduate assistant Seth Allen (who also played as a Terp for two seasons) had one under Williams at Virginia Tech.
- **Diggy Coit** was the third player to top 40 points in a game under Williams though he is the only player to do it twice and his 43 points against Penn State are the most.
- Wade Taylor IV scored 41 points for Texas A&M against Arkansas (1/16/24), while Jamie McNeilly did so for New Orleans against Denver (2/10/07).

30-Plus Point Games Under Buzz Williams

New Orleans - 2006-07	
Bo McCalebb	6
Jamie McNeilly	1
Marquette - 2008-09 to 2013-14	
Vander Blue	1
Jimmy Butler	1
Wesley Matthews	1
Jerel McNeal	1
Virginia Tech - 2014-15 to 2018-19	
Justin Bibbs	3
Justin Robinson	2
Seth Allen (current Maryland GA)	*1*
Kerry Blackshear Jr.	1
Jalen Hudson	1
Zach LeDay	1
Texas A&M - 2019-20 to 2024-25	
Wade Taylor IV	7
Quenton Jackson	2
Tyrece Radford	2
Zhuric Phelps	1
Maryland - 2025-26	
David Coit	4
Andre Mills	2
Pharrel Payne	1

BABA IS THE LATEST 5-STAR FOR MARYLAND

- **Baba Oladotun** is the latest five-star recruit to join the Terps. Oladotun was the No. 10 overall recruit in the nation and the No. 1 prospect in Maryland. He ranked No. 8 among the SC NEXT 100 and No. 8 in the final 247Sports.com ranking of the year. He was the No. 1 ranked player in the Class of 2027 before reclassifying.
- The Silver Spring native is projected as a 2027 NBA Draft Lottery Pick.
- He is the third five star to sign with Maryland over the last three years joinging **Derik Queen** and **Darius Adams**.
- Overall, Oladotun is the second-highest ranked signee for the Terps behind **Diamond Stone** (No. 8). Queen ranked No. 12, while **Jalen Smith** and Adams were both ranked No. 15.

TOP MARYLAND ROOKIE SCORERS

- Throughout it's history, Maryland has had a number of tremendous freshman talents.

Maryland Top Freshman Scorers

Rk	Player	Season	G	PTS/G
1	Joe Smith	1993-94	30	19.4
2	Derik Queen	2024-25	36	16.5
3	Melo Trimble	2014-15	35	16.2
4	Adrian Branch	1981-82	29	15.2
5	Jerrod Mustaf	1988-89	26	14.3
6	Steve Hood	1986-87	26	14.2
	John Lucas Jr	1972-73	30	14.2
8	Johnny Rhodes	1992-93	28	14.0
9	Albert King	1977-78	28	13.6
10	Brad Davis	1974-75	29	12.6
11	**Kaden House**	**2026-27**	**6**	**12.5**
	Brian Williams	1987-88	29	12.5
	Diamond Stone	2015-16	35	12.5
14	Greg Manning	1977-78	28	12.1
15	Larry Gibson	1975-76	16	11.8
16	Jalen Smith	2018-19	33	11.7

THE BEAST GOES IN THE MARYLAND HALL OF FAME...

- **Joe Smith** was officially inducted into the Maryland Athletics Hall of Fame on October 16 becoming the 46th men's basketball alum or coach to be enshrined.
- Smith starred at Maryland from 1993–95 and became one of the greatest players in program history after arriving as a highly-touted recruit and earning Third Team Parade All-American honors in 1993. He was named Naismith College Player of the Year, Associated Press (AP) Player of the Year and the United Press International (UPI) College Player of the Year in 1995.
- Smith also earned Consensus First Team All-American honors in 1995 and was named Third Team All-American by UPI as a freshman in 1994. He was the ACC Player of the Year in 1995 and ACC Rookie of the Year in 1994.He finished Maryland career with 1,524 points and 815 rebounds, recording 34 double-doubles and helping lead the Terrapins to consecutive NCAA Tournament appearances under head coach Gary Williams.
- Selected No. 1 overall in the 1995 NBA Draft by the Golden State Warriors, earned NBA All-Rookie First Team honors in 1996, and played 16 NBA seasons in over 1,000 games with teams including the Minnesota Timberwolves, Detroit Pistons, and Cleveland Cavaliers.

PALPABLE BUZZ ...

- **Buzz Williams** was named head coach at Maryland on April 2, 2025 after re-building Texas A&M into a program that reached three consecutive NCAA Tournaments. For his career, he is seeking to become one of just three NCAA Division I head coaches to post 100 career wins at four different institutions joining Maryland Hall of Fame Coach **Lefty Driesell** (Davidson, Maryland, James Madison, Georgia State) and Steve Alford (Iowa, New Mexico, UCLA, Nevada).
- Williams is one of 12 active Division I head coaches to win at least one NCAA Tournament game at three different programs. He has coached in 23 NCAA Tournament games, winning 12, both of which rank among the Top 20 among all Division I head coaches.

BUZZ IN ELITE COMPANY

- In 2024-25, **Buzz Williams** earned his 100th win at Texas A&M over Creighton (77-73, 11/27/24). He joined Tennessee's Rick Barnes as the only head coaches to win 100+ games at three power conference schools.
- Williams won 139 games at Marquette/Big East (2008-14) and 100 exactly at Virginia Tech/ACC (2014-19).
- Williams was just one of three head coaches in Texas A&M history to win 100+ games: Shelby Metcalf (438 from 1963-90) and Billy Kennedy (151 from 2011-19).
- For his career, he seeking to become one of just three Division I head coaches to post 100 career wins at four different institutions – Maryland Hall of Fame Coach Lefty Driesell (Davidson, Maryland, James Madison, Georgia State) and Steve Alford (Iowa, New Mexico, UCLA, Nevada).

MARYLAND ONE OF THE TOP PRODUCERS OF 1,000 POINT SCORERS

- After **Julian Reese** hit 1,000 career points in 2023-24, Maryland's 61 all-time 1,000-point scorers are tied for 10th-most among all schools. Reese became the 61st 1,000-point scorer for Maryland last year after scoring 12 against Rutgers in the Big Ten Tournament.

MOST 1,000-POINT SCORERS BY SCHOOL

School	No.
North Carolina	81
Duke	70
Louisville	69
Notre Dame	69
Kansas	68
Villanova	67
Syracuse	67
Kentucky	63
Ohio State	62
Maryland	**61**
Saint Joseph's	61
UCLA	60

HOME COOKIN'

- Maryland is 339-86 (.798) all-time at the XFINITY Center. Over the past five years (including 2026-27), the Terps have seven home Top-25 victories highlighted by the 2022-23 win over No. 3 Purdue.
- Maryland's 16-1 home record in 2022-23 was the best since 2019-20. The 16 wins in 2022-23 and 17 in 2024-25 are the eighth and ninth times overall to win 16-or-more at home. In both 2012-13 and 2014-15, the Terps won 18 games at home going 18-3 and 18-1.

Season	Overall Record	Pct.	Home Record	Pct.
2014-15	28-7	.800	18-1	.947
2015-16	27-9	.750	16-1	.941
2016-17	24-9	.727	13-5	.722
2017-18	19-13	.594	15-3	.833
2018-19	23-11	.676	15-3	.833
2019-20	24-7	.774	16-1	.941
2020-21	17-14	.548	11-6	.647
2021-22	15-17	.469	10-8	.556
2022-23	22-13	.629	16-1	.941
2023-24	16-17	.485	11-6	.647
2024-25	27-9	.750	17-2	.895
2025-26	12-21	.364	7-8	.467
2026-27	**3-3**	**.500**	**3-1**	**.750**

MARYLAND BY THE NUMBERS:

1	**National Championship**	2002
	NIT Championship	1972
	National Player of the Year	Joe Smith, 1995
2	**NCAA Final Four**	2001, 2002
	National Coach of the Year	Gary Williams 2001, 2002
3	**Conference Rookie of the Year**	
4	**NCAA Elite Eight**	1973, 1975, 2001, 2002
5	**Olympians**	Ekene Ibekwe, Sarunas Jasikevicius Tom McMillen, Steve Sheppard, Buck Williams
6	**Conference Players of the Year**	
7	**Conference Coach of the Year**	
11	**Conference Championships**	
	SoCon	1931, 1932
	ACC	1958, 1975, 1980, 1984, 1995, 2002, 2004, 2010
	Big Ten	2020
15	**NCAA Sweet Sixteen**	1958, 1973, 1975 1980, 1984, 1985, 1994,1995, 1998, 1999, 2001, 2002, 2003, 2016, 2025
31	**NCAA Tournaments**	1958, 1973, 1975, 1980 1981, 1983, 1984, 1985, 1986, 1988, 1994, 1995, 1996, 1997, 1998, 1999, 2000, 2001, 2002, 2003 2004, 2007, 2009, 2010, 2015, 2016, 2017, 2019 2020, 2021, 2023, 2025
31	**All-Americans**	
65	**All-Time Draft Selections**	
107	**Years of Maryland Basketball**	

HONORED JERSEY NUMBERS:

#3	Juan Dixon
#6	Bosey Berger
#15	Johnny Rhodes
#15	John Lucas
#21	Greivis Vasquez
#22	Keith Booth
#23	Steve Francis
#25	Steve Blake
#25	Gene Shue
#25	Ernie Graham
#32	Joe Smith
#34	Len Bias
#35	Lonny Baxter
#41	Len Elmore
#42	Walt Williams
#52	Buck Williams
#54	Tom McMillen
#55	Albert King
Head Coach	Lefty Driesell
Head Coach	Gary Williams

2026-27 SPECIALTY STATS

Game	Paint Pts	2ndCh Pts	TO Pts	FstBrk Pts	Bench Pts
Bucknell	54/18	28/4	22/14	18/11	35/14
Georgetown	42/22	23/20	20/15	9/23	22/14
Virginia	36/58	17/8	24/15	8/6	42/12
Alcorn State	48/22	18/7	21/8	21/11	62/40
Wagner	32/8	13/7	11/14	6/3	14/6
Tennessee	34/28	11/10	14/6	2/0	10/29

Listed as UMD/OPP

MARYLAND RADIO CREW

- Maryland Sports Radio Network play-by-play announcer **Johnny Holliday** is in his 48th season of broadcasting Maryland basketball this season. Holliday is the 7th longest-tenured broadcaster in the country for NCAA basketball and the second-longest serving play-by-play man in the Big Ten behind Indiana's Don Fischer (54th season).
- Holliday's partners on the call are **Chris Knoche**, who was the head coach at American (1990-97) in his 27th season as Maryland's color analyst, and Terrapin legend, **Walt "The Wizard" Williams**, who averaged 26.8 points as a senior in 1991-92 and went on to play 11 seasons in the NBA.
- Holliday has broadcast over 2,000 University of Maryland games during his Hall of Fame career, including 18 bowl games, 13 Sweet 16s, two Final Fours and Maryland's 2002 National Championship. He called his 1,500th men's basketball game on Wednesday, Nov. 19, 2025 against Mount St. Mary's.
- Knoche played basketball at American University under HOF coach Gary Williams from 1979–81, and he later coached there from 1990–97 before joining the Maryland Sports Radio Network crew. He was inducted to the Washington Metro Basketball Hall of Fame on Sept. 29, 2024 alongside Terp great Adrian Branch.
- Williams set numerous Maryland records during his playing days from 1988 to 1992, including his incredible streak of seven consecutive 30-point games. He was selected with the seventh pick of the 1992 NBA Draft and would go on to play 11 seasons.
- For select games where Johnny Holliday will not be able to call the Terps, Maryland alum and current Milwaukee Brewers broadcaster **Josh Maurer '03** will fill in for play-by-play duties. Maurer just completed his fifth season earning noteriety for calling some of the biggest moments in Brewers history during their World Series Championship run. Prior to the Brewers, Maurer spent eight seasons with the Worcester Red Sox and worked as a fill-in for the Philadelphia Phillies and Boston Red Sox. He has also spent the last 23 years broadcasting collegiate athletics on television and radio, including as the men's basketball radio voice of Boston College, the University of Massachusetts, Charleston Southern, and Maryland Eastern Shore. He has also served as a fill-in radio play-by-play broadcaster for the NBA's Milwaukee Bucks for two seasons (2024-25).

MARYLAND SPORTS RADIO NETWORK

Market	Stations
Baltimore, MD (Flagship)	WJZ FM 105.7 WJZ AM 1300
Washington, DC (Flagship)	The TEAM 980 AM
Hagerstown, MD	WARK 1490 AM WARK 98.9 FM
Cumberland, MD	WTBO AM 560 WTBO AM 1450
Salisbury, MD	WTGM AM 960
Lexington Park, MD	WPTX AM 1690 WPTX FM 100.7
Cambridge, MD	WCEM 1240 AM
Frederick, MD	930 AM

TERPS IN THE PROS

- Maryland currently has five players on NBA rosters to open the 2025-26 season: **Kevin Huerter** (Detroit), **Derik Queen** (New Orleans), **Julian Reese** (New Orleans), **Jalen Smith** (Chicago), and **Aaron Wiggins** (Atlanta).
- Huerter enters his ninth year in the league having played for Atlanta, Sacramento, Chicago, and Detroit. Entering 2026-27, he has played in 551 career games averaging 11.4 points and shooting 36.8 percent from three-point range.
- Smith enters his seventh NBA season this year having played for Phoenix, Indiana, and Chicago. In 2026-27, he enters his third season with the Bulls. Overall, he has played in 324 games averaging 8.7 points and 5.5 rebounds per game. In 53 games with the Bulls last season, he averaged 10.2 points which marked his second overall season averaging double figures (13.4 ppg with Indiana in 2021-22).
- Wiggins will make his debut with Atlanta this season after playing five years in Oklahoma City where he helped the Thurnder win the NBA Championship in 2024-25. Wiggins is the fourth Terp to win an NBA title as an active player and the fifth overall as part of an NBA organization. For his career, Wiggins has played in 339 total games averaging 8.7 points and 3.2 rebounds per game.
- Queen is coming off an NBA All-Rookie Second Team season with New Orleans where he averaged 11.7 points, 7.1 rebounds, and 3.7 assists in 81 games. Queen also had a pair of triple-double performances during the season.
- Reese rejoins Queen after being signed by New Orleans in the offseason. The pair were pivotal members of Maryland's 2024-25 Sweet Sixteen season and are both Baltimore natives. Reese made his NBA debut last season with the Washington Wizards after playing in the G-League. He saw action in 13 NBA games averaging 11.8 points and 10.5 rebounds. In that span, Reese also recorded five double-double performances; one included an 18-point, 20-rebound game against the Utah Jazz in his third-ever game. Reese also tied NBA Hall of Famer Shaquille O'Neal as the fastest player to reach 100 career rebounds.

TERPS IN THE NBA DRAFT

- Maryland has produced 65 all-time NBA Draft picks including 13 top 10 picks and 21 in the first round.
- Of those top 10 picks, both **John Lucas** (1976) and **Joe Smith** (1995) were No. 1 picks.
- **Derik Queen** became the most recent first round pick as he was selected No. 13 overall by Atlanta in the 2025 NBA Draft before being trade to New Orleans.

FIRST-ROUND DRAFT PICKS

Player, Team	Year	Number
Gene Shue, Philadelphia	1954	3
Al Bunge, Philadelphia	1960	7
Tom McMillen, L.A. Lakers	1974	9
Len Elmore, Washington	1974	13
John Lucas, Houston	1976	1
Brad Davis, L.A. Lakers	1977	15
Buck Williams, New Jersey	1981	3
Albert King, New Jersey	1981	10
Len Bias, Boston	1986	2
Jerrod Mustaf, New York	1990	17
Walt Williams, Sacramento	1992	7
Joe Smith, Golden State	1995	1
Keith Booth, Chicago	1997	28
Steve Francis, Vancouver	1999	2
Chris Wilcox, L.A. Clippers	2002	8
Juan Dixon, Washington	2002	17
Greivis Vasquez, Memphis	2010	28
Alex Len, Phoenix	2013	5
Kevin Huerter, Atlanta	2018	19
Jalen Smith, Phoenix	2020	10
Derik Queen, Atlanta	2025	13

TERPS UNVEIL SPECIAL THROWBACK UNIFORMS TO HONOR 25TH ANNIVERSARY OF 2002 NCAA CHAMPIONSHIP

- What's an anniversary celebration without the best fit? The University of Maryland and Under Armour are excited to launch a special commemorative 2001-02 throwback uniform in honor of the 2002 NCAA National Championship 25th Anniversary, presented by Northrop Realty.
- These iconic uniforms are a faithful recreation of the 2002 ones that so many Terp fans love as much today as back then. Included in the details are the large, classic arch Maryland across the chest; the M-Flag and red stripe across the bottom of the short leg; throwback fonts throughout; an M-Flag/Muscle Terp "flippable logo" on the center waistband; and the black/red/gold Taxi Trim around the neckline, arms, and piping throughout.
- This is the uniform that every Maryland fan has wanted to see again - and we're excited to tell you that fans will see them in person for three special games this year! The Terps will wear the 2002 Throwbacks for the season-opener against Bucknell, on January 16 against Illinois, and on February 13 against Indiana which will be our 2002 National Championship celebration game.











TERPS IN THE NBA - ACTIVE PLAYER CAREER STATS

KEVIN HUERTER

Season	Age	Team	Lg	Pos	G	GS	MP	FG	FGA	FG%	3P	3PA	3P%	2P	2PA	2P%	eFG%	FT	FTA	FT%	ORB	DRB	TRB	AST	STL	BLK	TOV	PF	PTS	Awards
2018-19	20	ATL	NBA	SG	75	59	27.3	3.7	8.8	.419	1.8	4.7	.385	1.9	4.1	.457	.522	0.5	0.7	.732	0.8	2.5	3.3	2.9	0.9	0.3	1.5	2.1	9.7	
2019-20	21	ATL	NBA	SG	56	48	31.4	4.5	10.9	.413	2.3	6.0	.380	2.2	4.9	.453	.517	0.9	1.1	.828	0.6	3.4	4.1	3.8	0.9	0.5	1.6	2.5	12.2	
2020-21	22	ATL	NBA	SG	69	49	30.8	4.6	10.6	.432	2.0	5.6	.363	2.6	5.0	.510	.528	0.7	0.9	.781	0.6	2.8	3.3	3.5	1.2	0.3	1.1	2.4	11.9	
2021-22	23	ATL	NBA	SF	74	60	29.6	4.7	10.3	.454	2.2	5.6	.389	2.5	4.7	.530	.559	0.6	0.7	.808	0.4	3.0	3.4	2.7	0.7	0.4	1.2	2.5	12.1	
2022-23	24	SAC	NBA	SG	75	75	29.4	5.6	11.5	.485	2.7	6.8	.402	2.9	4.7	.604	.603	1.3	1.7	.725	0.6	2.8	3.3	2.9	1.1	0.3	1.3	2.4	15.2	
2023-24	25	SAC	NBA	SG	64	59	24.4	3.9	8.8	.443	1.9	5.3	.361	2.0	3.4	.571	.553	0.6	0.7	.766	0.6	2.9	3.5	2.6	0.7	0.4	0.8	2.1	10.2	
2024-25	26	2TM	NBA	SG	69	31	24.3	3.7	8.8	.425	1.9	5.7	.338	1.8	3.1	.587	.535	0.5	0.7	.714	0.4	2.5	3.0	2.3	1.0	0.3	1.0	1.8	9.9	
2024-25	26	SAC	NBA	SG	43	15	20.9	3.0	7.2	.413	1.4	4.8	.302	1.5	2.4	.629	.513	0.5	0.7	.714	0.4	2.3	2.8	1.7	0.8	0.4	0.9	1.6	7.9	
2024-25	26	CHI	NBA	SG	26	16	30.0	5.0	11.3	.439	2.7	7.2	.376	2.3	4.2	.546	.558	0.6	0.8	.714	0.4	2.8	3.3	3.2	1.2	0.3	1.2	2.0	13.2	
2025-26	27	2TM	NBA	SF	69	14	22.4	3.9	8.6	.451	1.4	4.7	.308	2.4	3.9	.624	.535	0.8	1.0	.775	0.5	3.0	3.5	2.6	0.9	0.5	1.0	1.7	10.0	
2025-26	27	CHI	NBA	SF	44	11	23.6	4.2	9.2	.455	1.6	5.1	.314	2.6	4.1	.630	.542	0.9	1.3	.732	0.5	3.3	3.8	2.6	0.8	0.6	1.1	1.9	10.9	
2025-26	27	DET	NBA	SG	25	3	20.5	3.4	7.7	.443	1.2	4.1	.294	2.2	3.6	.611	.521	0.6	0.6	.933	0.4	2.4	2.8	2.5	1.1	0.3	0.9	1.2	8.6	
2026-27	28	DET	NBA	SG	14	2	26.1	3.6	8.2	.443	1.4	4.4	.323	2.2	3.8	.585	.530	1.2	1.6	.739	0.4	2.4	2.7	2.7	0.9	1.0	1.3	1.6	9.9	
9 Yrs					**565**	**397**	**27.4**	**4.3**	**9.7**	**.442**	**2.0**	**5.5**	**.367**	**2.3**	**4.2**	**.541**	**.546**	**0.8**	**1.0**	**.761**	**0.6**	**2.8**	**3.4**	**2.9**	**0.9**	**0.4**	**1.2**	**2.2**	**11.4**	

JALEN SMITH

Season	Age	Team	Lg	Pos	G	GS	MP	FG	FGA	FG%	3P	3PA	3P%	2P	2PA	2P%	eFG%	FT	FTA	FT%	ORB	DRB	TRB	AST	STL	BLK	TOV	PF	PTS	Awards
2020-21	20	PHO	NBA	PF	27	1	5.8	0.8	1.9	.440	0.1	0.6	.235	0.7	1.2	.545	.480	0.2	0.3	.714	0.3	1.1	1.4	0.1	0.0	0.2	0.3	0.6	2.0	
2021-22	21	2TM	NBA	PF	51	8	18.1	3.5	6.9	.503	0.8	2.4	.328	2.7	4.5	.596	.560	1.5	2.0	.765	2.0	4.0	6.0	0.5	0.3	0.8	0.8	1.9	9.2	
2021-22	21	PHO	NBA	PF	29	4	13.2	2.2	4.7	.460	0.3	1.3	.231	1.9	3.4	.551	.493	1.4	1.8	.769	1.9	2.9	4.8	0.2	0.2	0.6	0.8	1.8	6.0	
2021-22	21	IND	NBA	PF	22	4	24.7	5.1	9.7	.531	1.4	3.8	.373	3.7	5.9	.631	.603	1.7	2.3	.760	2.1	5.5	7.6	0.8	0.4	1.0	0.9	2.0	13.4	
2022-23	22	IND	NBA	C	68	31	18.8	3.6	7.5	.476	0.8	2.8	.283	2.8	4.7	.593	.530	1.5	2.0	.759	1.9	3.9	5.8	1.0	0.3	0.9	1.1	2.3	9.4	
2023-24	23	IND	NBA	C	61	14	17.2	3.8	6.5	.592	1.0	2.4	.424	2.8	4.1	.689	.670	1.2	1.7	.692	1.8	3.7	5.5	1.0	0.3	0.6	0.7	2.0	9.9	
2024-25	24	CHI	NBA	C	64	2	15.0	3.0	6.4	.466	1.1	3.5	.324	1.8	2.9	.634	.554	1.1	1.4	.809	1.4	4.2	5.6	1.0	0.3	0.7	0.6	1.5	8.2	
2025-26	25	CHI	NBA	C	53	21	20.7	3.7	7.6	.483	1.5	4.2	.373	2.1	3.5	.614	.584	1.3	1.8	.742	1.8	4.8	6.7	1.2	0.5	0.8	1.0	2.1	10.2	
2026-27	26	CHI	NBA	C	13	13	24.6	5.2	9.8	.528	1.8	5.1	.364	3.3	4.7	.705	.622	1.2	1.6	.762	2.8	5.2	7.9	2.2	0.7	1.0	1.0	3.1	13.4	
7 Yrs					**337**	**90**	**17.2**	**3.3**	**6.7**	**.502**	**1.0**	**2.9**	**.343**	**2.3**	**3.7**	**.626**	**.577**	**1.2**	**1.6**	**.752**	**1.7**	**3.9**	**5.6**	**0.9**	**0.3**	**0.7**	**0.8**	**1.9**	**8.9**	

JULIAN REESE

Season	Age	Team	Lg	Pos	G	GS	MP	FG	FGA	FG%	3P	3PA	3P%	2P	2PA	2P%	eFG%	FT	FTA	FT%	ORB	DRB	TRB	AST	STL	BLK	TOV	PF	PTS	Awards
2025-26	22	WAS	NBA	PF	13	10	30.9	4.8	9.2	.529	0.0	0.0	.000	4.8	9.2	.529	.529	2.2	3.4	.636	4.2	6.3	10.5	1.8	1.4	0.6	2.5	3.2	11.8	
2026-27	23	NOP	NBA	C	6	0	5.3	0.3	0.8	.400	0.0	0.0	0.3	0.8	.400	.400	0.3	0.3	1.000	0.5	0.5	1.0	0.2	0.2	0.3	0.2	1.2	1.0		
2 Yrs					**19**	**10**	**22.8**	**3.4**	**6.5**	**.524**	**0.0**	**0.0**	**3.4**	**6.5**	**.524**	**.524**	**1.6**	**2.4**	**.652**	**3.1**	**4.5**	**7.5**	**1.3**	**1.0**	**0.5**	**1.7**	**2.6**	**8.4**	

DERIK QUEEN

Season	Age	Team	Lg	Pos	G	GS	MP	FG	FGA	FG%	3P	3PA	3P%	2P	2PA	2P%	eFG%	FT	FTA	FT%	ORB	DRB	TRB	AST	STL	BLK	TOV	PF	PTS	Awards
2025-26	21	NOP	NBA	C	81	48	25.0	4.4	9.2	.473	0.3	1.1	.261	4.1	8.1	.502	.489	2.7	3.4	.795	1.7	5.4	7.1	3.7	1.0	0.9	2.3	2.7	11.7	
2026-27	22	NOP	NBA	C	16	0	21.7	4.0	8.1	.496	0.6	1.4	.455	3.4	6.7	.505	.535	3.4	4.1	.818	1.3	5.1	6.4	2.1	0.9	0.8	2.3	2.1	12.0	
2 Yrs					**97**	**48**	**24.4**	**4.3**	**9.0**	**.477**	**0.3**	**1.1**	**.300**	**4.0**	**7.9**	**.502**	**.495**	**2.8**	**3.5**	**.799**	**1.6**	**5.3**	**6.9**	**3.4**	**1.0**	**0.9**	**2.3**	**2.6**	**11.8**	

AARON WIGGINS

Season	Age	Team	Lg	Pos	G	GS	MP	FG	FGA	FG%	3P	3PA	3P%	2P	2PA	2P%	eFG%	FT	FTA	FT%	ORB	DRB	TRB	AST	STL	BLK	TOV	PF	PTS	Awards
2021-22	23	OKC	NBA	SG	50	35	24.2	3.1	6.7	.463	0.8	2.8	.304	2.3	4.0	.573	.525	1.2	1.7	.729	1.0	2.5	3.6	1.4	0.6	0.2	1.1	1.9	8.3	
2022-23	24	OKC	NBA	SG	70	14	18.5	2.7	5.2	.512	0.7	1.7	.393	2.0	3.4	.573	.579	0.8	1.0	.831	1.0	2.0	3.0	1.1	0.6	0.2	0.8	1.6	6.8	
2023-24	25	OKC	NBA	SG	78	4	15.7	2.7	4.8	.562	0.8	1.6	.492	1.9	3.2	.598	.645	0.7	0.9	.789	0.8	1.6	2.4	1.1	0.7	0.2	0.7	1.2	6.9	
2024-25	26	OKC	NBA	SG	76	26	22.9	4.7	9.6	.488	1.7	4.5	.383	3.0	5.1	.578	.577	1.0	1.2	.831	1.1	2.8	3.9	1.8	0.8	0.2	0.9	1.3	12.0	
2025-26	27	OKC	NBA	SG	65	21	21.8	3.6	8.2	.431	1.5	4.2	.356	2.1	4.1	.508	.521	0.8	1.1	.736	0.6	2.4	3.1	1.7	0.9	0.4	1.2	1.3	9.4	
2026-27	28	ATL	NBA	SG	15	1	25.7	5.3	11.8	.452	2.8	7.0	.400	2.5	4.8	.528	.571	0.5	0.7	.636	0.7	2.9	3.6	2.4	0.9	0.3	1.5	1.6	13.9	
6 Yrs					**354**	**101**	**20.6**	**3.4**	**7.1**	**.485**	**1.2**	**3.1**	**.382**	**2.3**	**4.0**	**.564**	**.568**	**0.9**	**1.1**	**.779**	**0.9**	**2.3**	**3.2**	**1.4**	**0.7**	**0.3**	**1.0**	**1.4**	**9.0**	

BARRY P. GOSSETT BASKETBALL PERFORMANCE CENTER OFFICIALLY OPENS

- The unveiling of the Barry P. Gossett Basketball Performance Center in September 2025 celebrated the opening of a state-of-the-art facility for Maryland's nationally prominent basketball programs.
- Maryland is one of only four institutions in history to have won NCAA championships in both men's and women's basketball. It is our vision that with the new Barry P. Gossett Basketball Performance Center, the university will continue its ascent in the Big Ten Conference and provide our teams with the infrastructure they need to continue striving for championships. This new center will help provide a transformative experience for our student-athletes, giving them an unmatched opportunity to become top collegiate basketball players.
- Located adjacent to the XFINITY Center, the new Barry P. Gossett Basketball Performance Center offers new and exciting amenities to the student-athletes, coaches and friends of Maryland Basketball, while creating a new landmark on the northern edge of the University of Maryland campus.
- One of the key assets of the facility is alleviating scheduling challenges that occured in the past between utilizing the XFINITY court and the Schanwald Pavilion court. With the new center in place, coaches have more flexibility to schedule practice sessions throughout the day, giving student-athletes more time for their studies and extracurricular activities.
- This dedicated space includes an expanded strength and conditioning center that is specifically tailored to the needs of basketball student-athletes as well as state-of-the-art meeting rooms for our dedicated coaches.
- These amenities give our basketball program a competitive edge in recruiting efforts and help attract the nation's top talent while positioning Maryland as a top-tier program. Our recruits now step inside a facility dedicated to their success and leave knowing they have the opportunity to be a part of a stellar intercollegiate athletic program.

BARRY P. GOSSETT FACILITY FACTS

- 45,000 square feet
- Dedicated practice court for the men's and women's programs
- State-of-the-art strength and conditioning room with six technology-infused Sorinex racks, custom med ball wall, and cardio equipment
- Men's and women's sports medicine rooms with two custom Grimm Hydrotherapy tubs to accommodate the height of basketball student-athletes
- Dedicated lounge, film, and locker room spaces for both programs
- Dedicated offices and conference rooms for the staff of both programs
- Connection tunnel to XFINITY Center for student-athletes to be able to travel to and from on gamedays

ABOUT THE CONSTRUCTION

- 20,000 cubic yards of excavated dirt
- 400-ft long by 20-ft tall concrete foundation wall
- Over 300 tons of structural steel
- 12 - 92 ft long steel joists
- 1,400 metal panels
- 100,000 bricks









GAMEDAY VIBES

- During gameday shoot-arounds, the Terps will traditionally vibe to The Commodores Pandora station.

BIRTHDAY SHENANIGANS

- On player or staff member's birthdays, Buzz Williams honors the occasion with an emoji-filled tweet that always includes a wrong number of birthdays for the celebrator.

TURKEYS & SOCKS

- In the team vernacular, a "turkey" is when an opponent is held scoreless on three straight possessions. When the team has posted consecutive stops, the bench calls out "turkey, turkey" to implore the five on the floor to get another stop.
- Taking charges on defense is valued by Terp Basketball, and the team rewards a charge taken by presenting a pair of socks to the charge taker from the special socks treasure chest.

CULTURE WALL

- After road game shoot-arounds, everyone on the trip gets on the court for a fun photo. If the Terps win, the photo will be posted on Williams' X and Instagram (@teamcoachbuzz) and added to the "Culture Wall" in the locker room.

READING IS FUN

- Buzz Williams is a voracious reader, generally completing 4-5 books every month. For the last 14 years, Williams has selected and gifted a book to every player, staff member and their family on the initial road trip of the season. Describing his commitment to reading, Williams has said, "Who you are today and who you will be five years from today are the people you meet and the books that you read. Regardless of the genre of book that you read, they say it's worth five years of experience."

QUOTE SHIRTS

- During the course of a season, Williams distributes 12 "Quote Shirts" to his players and staff that carry a life lesson or story behind its design for which the people within the men's basketball family can relate.

BEING THANKFUL

- A staple of every road trip under Buzz includes Thank You letters. Each coach/player/staff member on the trip writes a Thank You letter to someone in their life at the first team meal of the roadie.



BUZZ'S BUNCH

While Maryland is known for its traditions and rich history of success, head coach Buzz Williams has a tradition of his own with his program, Buzz's Bunch.

Buzz's Bunch is a program with a primary objective of helping children with special needs come together socially while hopefully falling in love with game of basketball. The camp opens the door to new friendships, unforgettable memories, and the powerful impact of connection through the sport of basketball!

Buzz's Bunch began in 2008 when Williams was the head coach at Marquette University in Milwaukee, Wisc., and it continued to flourish during his time in Blacksburg, Va., at Virginia Tech.

The completely free program held the annually on the first Saturday of August has blossomed into a community with more than 300 members across the nation, many of whom remain in close contact with Coach Buzz and many of the players.

Since he began the program, Williams has continued holding the events throughout his stops at Marquette, Virginia Tech, Texas A&M, and now Maryland.

Among the benefits of joining Buzz's Bunch are a pair of opportunities to interact with Coach Buzz, his staff, and members of the Maryland men's basketball team.

During the season, one non-conference home game will be designated as the Buzz's Bunch Game where members will receive free tickets and will have the opportunity to spend time with players and staff on the court before warm-ups.

For more information on Buzz's Bunch or how to get involved, email kayhack@umd.edu.

HEAD COACH BUZZ WILLIAMS

Oklahoma City '94 ▪ 2nd Season At Maryland ▪ 20th As Head Coach

Buzz Williams was named the head coach of the Maryland Men's Basketball program on April 2, 2025 and enters his second season at the helm. Williams has led his programs to 11 NCAA Tournament appearances and 13 20-win seasons in 19 years as a head coach.

Prior to Maryland, Williams served as the head coach for six seasons at Texas A&M from 2019-2025, leading the Aggies to the NCAA Tournament in three consecutive seasons from 2022-25. He was named SEC Coach of the Year twice, in 2019-20 and 2022-23. Williams served as head coach at Virginia Tech (five years, 2014-19), Marquette (six years, 2008-14) and New Orleans (one year, 2006-07). His overall record after 19 seasons as a head coach is 385-249 (.607).

Williams has won at least 100 games at Marquette, Virginia Tech and Texas A&M. He is seeking to become just the third coach in Division I history to win at least 100 games at four different institutions, along with Maryland Hall of Fame coach Lefty Driesell (Davidson, Maryland, James Madison, Georgia State) and Steve Alford (Iowa, New Mexico, UCLA, Nevada).

During the 2024-25 season, Williams led the Aggies to a 23-11 record as they advanced to the NCAA Tournament Second Round. A&M was ranked as high as No. 7 during the year.

Williams is one of 12 active Division I head coaches to win at least one NCAA Tournament game at three different programs. He's coached in 23 NCAA Tournament games, winning 12, both of which rank among the Top 20 among all Division I head coaches.

For his age (54) and his number of years as a head coach (20), Williams is the active leader in total victories and ranks No. 2 in NCAA Tournament games and NCAA Tournament victories.

His teams averaged nearly 21 wins per season for his career. Williams' teams have suffered just three losing conference records including his first season at Virginia Tech in 2014-15 and his second squad at Texas A&M in the COVID-19-marred 2020-21 season. With a 25-23 record on the road under Williams, Texas A&M had the second-highest road winning percentage among SEC teams since 2019-20 and were one of only four programs with winning road records in that span.

Over his 19 seasons as a head coach, his teams have advanced to the postseason 13 times with 11 NCAA Tournament appearances and two NIT invitations, including four career NCAA Sweet 16 appearances (three at Marquette, one at Virginia Tech), one Elite Eight appearance (2013 Marquette) and one appearance in the NIT Championship game.

Entering his 33rd season as a college basketball coach, including 32 seasons at the Division I level, Williams' coaching history includes stints as an assistant, associate head coach and head coach. In addition to his head coaching stints at Texas A&M, Virginia Tech, Marquette and New Orleans, Williams served on staffs at Marquette (2007-08), Texas A&M (2004-06), Colorado State (2000-04), Northwestern State (1999-2000), Texas A&M-Kingsville (1998-99) and UT-Arlington (1994-98).



THE WILLIAMS' FILE

PERSONAL INFORMATION

Hometown:	Van Alstyne, Texas
Education:	Oklahoma City University '94 *Bachelor's In Kinesiology* TAMU-Kingsville '99 *Masters In Kinesiology*
Wife:	the former Corey Norman
Children:	Zera, Calvin, Mason and Addyson

COACHING EXPERIENCE

1994-98:	Texas-Arlington	Assistant Coach
1998-99:	Texas A&M-Kingsville	Assistant Coach
1999-00:	Northwestern State	Assistant Coach
2000-04:	Colorado State	Assistant Coach
2004-06:	Texas A&M	Asst. Coach/Recruiting Coord.
2006-07:	New Orleans	Head Coach
2007-08:	Marquette	Assistant Coach
2008-14:	Marquette	Head Coach
2014-19:	Virginia Tech	Head Coach
2019-25:	Texas A&M	Head Coach
2025-pr.:	Maryland	Head Coach



HEAD COACH BUZZ WILLIAMS

During his time as an assistant coach and recruiting coordinator at Texas A&M on Billy Gillispie's staff, Williams helped bring two nationally-ranked recruiting classes to the Aggies and was part of the basketball renaissance for the program. The 2004-05 team posted the top turnaround in the nation with a 14-game improvement from the previous year and posted the Aggies' first postseason victory in more than 20 years. In 2005-06, the Aggies posted 22 wins and earned their first trip to the NCAA tournament since 1980.

Williams has recruited and coached more than 20 players who have earned all-conference accolades, including two league Players of the Year, two conference Freshman of the Year and four Associated Press All-Americans. In 2023-24, Wade Taylor IV became the first Aggie to earn first-team All-SEC honors in consecutive seasons and Andersson Garcia received a spot on the league's All-Defensive Team.

Williams has coached, recruited or developed 18 NBA players over the course of his career, totaling over $400 million in total salaries and nearly 3,000 games played.

Brent Langdon Williams was born in Greenville, Texas and grew up in the small Texas town of Van Alstyne (population 4,369), which is located 50 miles north of Dallas, Texas. He is one of the few NCAA Division I head coaches that did not play college basketball. Instead, he was a student assistant at Navarro JC from 1990-92 and Oklahoma City University from 1992-94.

He received the nickname "Buzz" while working as an energetic student assistant for longtime Navarro College coach and mentor Lewis Orr. Williams was inducted into the Navarro College Bulldog Hall of Fame in 2021 as the school honored Williams' climb from "floor maintenance manager" to head coach.

Perhaps the most impactful initiative by Williams was the founding of "Buzz's Bunch," which connects young people with special needs to the game of basketball with an annual Buzz's Bunch game in the fall and a summer clinic. Originally founded during William's time in Milwaukee, Wisconsin at Marquette, Buzz's Bunch continued during his time in Blacksburg, Virginia at Virginia Tech and now at Texas A&M. Every player, coach and staff member has been lucky to develop a relationship, learn and grow from these children as Buzz's Bunch has grown to more than 500 members spanning all three cities.

As part of "Buzz's Bunch," the Williams family endowed scholarships at Virginia Tech and Texas A&M, which are awarded annually to students with a disability. Additionally, Williams' wife, Corey, helped endow a scholarship -- The Buzz and Corey Williams Family Student-Athlete Scholarship -- which is awarded to a female student-athlete at Virginia Tech.

Always seeking to connect to young people, Williams has guest-lectured for the School of Military Science (SOMS) class at Texas A&M the past two fall semesters and he co-taught Sports Management (SPMT) class in the fall of 2024. His lectures for SOMS 380, originating from the Rudder Forum inside the historic Rudder Theatre Complex, featured topics such as "Learning How You Learn," "Leading Through Change," "The Birthday Paradox," The Principal-Agent Problem" and "Never Assume Anything." Williams also taught similar classes at Virginia Tech.

Williams is married to the former Corey Norman and the couple have two daughters, Zera and Addyson, and two sons, Calvin and Mason. He earned a bachelor's degree in kinesiology from Oklahoma City University in 1994 before completing his master's work in the same field at Texas A&M-Kingsville in 1999.







HEAD COACHING RECORD

Year	School	Overall W-L	Pct.	Conference W-L	Pct.	Standing	Postseason	AP High	AP Final
2006-07	New Orleans	14-17	.452	9-9	.500	4th/W			
2008-09	Marquette	25-10	.714	12-6	.667	5th	NCAA 2nd Round	8	23
2009-10	Marquette	22-12	.647	11-7	.611	5th	NCAA 1st Round		
2010-11	Marquette	22-15	.595	9-9	.500	T-9th	NCAA Sweet 16		
2011-12	Marquette	27-8	.771	14-4	.778	2nd	NCAA Sweet 16	8	11
2012-13	Marquette	26-9	.743	14-4	.778	T-1st	NCAA Elite Eight	12	15
2013-14	Marquette	17-15	.531	9-9	.500	6th		17	
2014-15	Virginia Tech	11-22	.333	2-16	.111	15th			
2015-16	Virginia Tech	20-15	.571	10-8	.556	T-7th	NIT 2nd Round		
2016-17	Virginia Tech	22-11	.667	10-8	.556	T-7th	NCAA 1st Round	21	
2017-18	Virginia Tech	21-12	.636	10-8	.556	7th	NCAA 1st Round		
2018-19	Virginia Tech	26-9	.743	12-6	.667	5th	NCAA Sweet 16	9	16
2019-20	Texas A&M	16-14	.533	10-8	.556	T-6th			
2020-21	Texas A&M	8-10	.444	2-8	.200	14th			
2021-22	Texas A&M	27-13	.675	9-9	.500	T-5th	NIT Finalist		
2022-23	Texas A&M	25-10	.714	15-3	.833	2nd	NCAA 1st Round	17	17
2023-24	Texas A&M	21-15	.583	9-9	.500	T-7th	NCAA 2nd Round	12	
2024-25	Texas A&M	23-11	.676	11-7	.611	5th	NCAA 2nd Round	7	
2025-26	Maryland	12-21	.364	4-16	.200	17th	-	-	-
2026-27	Maryland	3-3	.500	0-0	.000				
Totals	**20th Year**	**388-252**	**.606**	**182-154**	**.542**		**13 Appearances (11 NCAA)**		

2026-27 COACHING STAFF



BUZZ WILLIAMS
Head Coach



DEVIN JOHNSON
Associate Head Coach / Executive Director of Basketball Performance



LYLE WOLF
Assistant Head Coach / Executive Director of Basketball Operations



STEVE ROCCAFORTE
Assistant Head Coach / Executive Director of Talent Acquisition



AKI COLLINS
Assistant Coach / Director of Player Personnel



WABISSA BEDE
Assistant Coach



TJ RYAN
Assistant Coach / Director of Basketball Intelligence



GREG YOUNG
Special Assistant to the Head Coach



EDDIE BENION
Program Director for Basketball Sports Medicine



MARSHALL REPP
Director of Strength and Resilience



JOSH CHAMBERS
Chief Of Staff



JELANI SPAIN
Coordinator of Player Relations & Operations



SETH ALLEN
Coordinator of Player Development



KAREEM WATKINS
Graduate Assistant



#1 AUSTIN BROWN

FRESHMAN • GUARD • 6-8 • 215 • LUFKIN, TEXAS • LUFKIN
MAJOR: MARKETING AUSTINBROWNB1 / AUSTINBROWN2026

SCAN FOR FULL BIO

BEFORE COLLEGE:

Was a composite four-star recruit and was the first commitment in the 2026 class ... The No. 116 overall recruit in the class who also held offers from Iowa, Minnesota, SMU, and Texas A&M among others ... In addition to his prep career at Lufkin under coach JT McManus, also played for JL3 Elite, coached by Maryland alum and all-time great John Lucas, on the Nike EYBL AAU circuit ... Graduated as Lufkin's all-time leading scorer ... As a senior in 2025-26, averaged over 23 points and eight rebounds en route to all-state honors for the second consecutive season ... Was a three-time selection to the Texas 5A Region II All-Region Team ... Was named the 2024, 2025, and 2026 District 16-5A MVP ... Set the Lufkin career scoring record becoming the first player to score more than 2,000 points in program history .. Finished his career with 2,616 points.

PERSONAL:

Son of Kevin and Jessica Brown ... Has two siblings: Lauren and Allie ... Helped coach youth basketball growing up.

2026-27 GAME-BY-GAME

				Total		3-Pointers		Free throws		Rebounds										
Opponent	Date	GS	MIN	FG-FGA	PCT	3FG-3FGA	PCT	FT-FTA	PCT	OFF	DEF	TOT	AVG	PF	A	TO	BLK	STL	PTS	AVG
Bucknell	11/02/2026		12:19	0-6	.000	0-4	.000	2-2	1.000	2	1	3	3.0	2	1	0	0	0	2	2.0
at Georgetown	11/07/2026		04:28	0-1	.000	0-1	.000	0-0	.000	0	0	0	1.5	1	1	0	1	0	0	1.0
Alcorn	11/16/2026	*	14:42	3-5	.600	2-4	.500	1-2	.500	3	1	4	2.3	4	0	1	0	0	9	3.7
Wagner	11/20/2026		10:34	0-0	.000	0-0	.000	0-0	.000	0	1	1	2.0	1	1	0	0	0	0	2.8
vs Tennessee	11/24/2026		04:49	0-2	.000	0-2	.000	0-0	.000	0	0	0	1.6	0	0	0	0	0	0	2.2
Totals		**1**	**46:52**	**3-14**	**.214**	**2-11**	**.182**	**3-4**	**.750**	**5**	**3**	**8**	**1.6**	**8**	**3**	**1**	**1**	**0**	**11**	**2.2**

Player Averages

Games Played	Minutes/ game	Points/ game	FG Pct	3FG Pct	FT Pct	Rebounds/ game	Assists/ game	Turnovers/ game	Assist/Turnover ratio	Steals/ game	Blocks/ game
5	9.4	2.2	21.4	18.2	75.0	1.6	0.6	0.2	3.0	0.0	0.2

SEASON/CAREER HIGHS

	2026-27 SEASON	CAREER HIGHS
POINTS	9 vs. Alcorn State (11/16/26)	
REBOUNDS	4 vs. Alcorn State (11/16/26)	
ASSISTS	1, 3x, last vs. Wagner (11/20/26)	
BLOCKS	1 at Georgetown (11/7/26)	
STEALS	-	
FGM	3 vs. Alcorn State (11/16/26)	
FGA	6 vs. Bucknell (11/2/26)	
3FGM	2 vs. Alcorn State (11/16/26)	
3FGA	4, 2x, last vs. Alcorn State (11/16/26)	
FTM	2 vs. Bucknell (11/2/26)	
FTA	2, 2x, last vs. Alcorn State (11/16/26)	
MINUTES	15 vs. Alcorn State (11/16/26)	

MISCELLANEOUS STATS

Category	Season	Career	Last Time
Double-Figure Scoring	-	-	-
20-plus Points	-	-	-
30-plus Points	-	-	-
5-plus Rebounds	-	-	-
10-plus Rebounds	-	-	-
5-plus Assists	-	-	-
3-plus Steals	-	-	-
3-plus Blocks	-	-	-
Double-Doubles	-	-	-

CAREER STATS

				Field Goals		3-Point		F-Throws		Rebounds								Scoring	
SEASON	TEAM	GP-GS	MIN/AVG	FG-FGA	FG%	3FG-3FGA	3FG%	FT-FTA	FT%	OFF	DEF	TOT	AVG	PF-FO	A	TO	BLK	STL	PTS	AVG
2026-27	MD	5-1	47/9.4	3-14	.214	2-11	.182	3-4	.750	5	3	8	1.6	8-0	3	1	1	0	11	2.2
TOTAL		**5-1**	**47/9.4**	**3-14**	**.214**	**2-11**	**.182**	**3-4**	**.750**	**5**	**3**	**8**	**1.6**	**8-0**	**3**	**1**	**1**	**0**	**11**	**2.2**



#2 DJ WAGNER

SENIOR • GUARD • 6-4 / 190 • CAMDEN, N.J. • CAMDEN • KENTUCKY • ARKANSAS
MAJOR: SOCIOLOGY DJ_WAG21

SCAN FOR FULL BIO

2025-26 (JUNIOR AT ARKANSAS)

Played in 35 games with 19 starts while averaging 7.4 points and 2.4 assists per game ... Finished the season with 85 assists against just 23 turnovers ... Missed games against Mississippi State and LSU due to an ankle injury suffered against Kentucky before returning to action versus Auburn ... Reached double figures in scoring 12 times during the season ... Tied for the team lead with seven assists against Southern ... Scored 13 points with three steals at Michigan State ... Posted 10 points against Samford including two late free throws to secure the win ... Recorded a season-high 16 points with seven assists and three steals against Jackson State while going 6-of-6 from the field and finishing as a team-best plus-50 ... Added 12 points against Fresno State and 10 points against Queens ... Scored 10 points versus Houston and 14 points against James Madison while tying his career high with four made 3-pointers ... Posted 12 second-half points against South Carolina ... Came off the bench against Vanderbilt and responded with 11 points and three assists without a turnover ... Dished out five assists at Alabama and hit a key 3-pointer in overtime ... Scored 12 points at Florida while making three 3-pointers ... Recorded 15 points, four rebounds, and three assists against Texas ... Played all 45 minutes at Missouri and finished with 10 points, five assists, and four rebounds ... Tallied 11 points, four rebounds, and four assists against Vanderbilt in the SEC Tournament while going 3-of-3 from beyond the arc in the second half ... Posted four assists in three straight NCAA Tournament games, including against High Point ... Named preseason third-team All-SEC by the league's media and coaches.

BEFORE COLLEGE

Consensus top-five national recruit ranked as high as No. 4 in the country by ESPN and 247Sports ... McDonald's All-American Game MVP ... Three-time Gatorade New Jersey Player of the Year ... Member of the USA Men's Nike Hoop Summit Team ... Named co-MVP of the 2023 Iverson Classic while also winning the event's 3-point contest ... Earned Iverson Classic National High School Player of the Year honors and received the Stephen Jackson Community Leadership Award ... First-team All-State selection by NJ.com ... Averaged 19.6 points, 4.3 rebounds, 3.3 assists, and 3.1 steals as a junior while helping Camden win the NJSIAA Group 2 state championship.

PERSONAL

Born May 4 in Camden, New Jersey ... Son of Syreeta Brittingham and Dajuan Wagner ... Father played at Memphis under John Calipari before being selected sixth overall in the 2002 NBA Draft by the Cleveland Cavaliers ... Grandfather Milt Wagner won a national championship at Louisville in 1986 and was selected by the Dallas Mavericks in the 1986 NBA Draft.

2026-27 GAME-BY-GAME

				Total		3-Pointers		Free throws		Rebounds										
Opponent	Date	GS	MIN	FG-FGA	PCT	3FG-3FGA	PCT	FT-FTA	PCT	OFF	DEF	TOT	AVG	PF	A	TO	BLK	STL	PTS	AVG
Bucknell	11/02/2026	*	22:10	5-13	.385	0-4	.000	0-0	.000	1	4	5	5.0	2	3	2	1	1	10	10.0
at Georgetown	11/07/2026	*	28:53	4-10	.400	0-4	.000	3-3	1.000	1	3	4	4.5	1	3	1	0	1	11	10.5
Virginia	11/13/2026	*	28:10	4-7	.571	1-2	.500	0-2	.000	1	2	3	4.0	1	5	1	0	2	9	10.0
Alcorn	11/16/2026	*	17:40	5-7	.714	3-5	.600	1-3	.333	0	2	2	3.5	2	2	1	0	0	14	11.0
Wagner	11/20/2026	*	26:08	1-5	.200	0-3	.000	0-0	.000	0	2	2	3.2	0	4	1	0	1	2	9.2
vs Tennessee	11/24/2026	*	32:35	6-11	.545	1-3	.333	1-1	1.000	1	4	5	3.5	2	1	0	0	2	14	10.0
Totals		**6**	**155:35**	**25-53**	**.472**	**5-21**	**.238**	**5-9**	**.556**	**4**	**17**	**21**	**3.5**	**8**	**18**	**6**	**1**	**7**	**60**	**10.0**

Player Averages

Games Played	Minutes/ game	Points/ game	FG Pct	3FG Pct	FT Pct	Rebounds/ game	Assists/ game	Turnovers/ game	Assist/Turnover ratio	Steals/ game	Blocks/ game
6	25.9	10.0	47.2	23.8	55.6	3.5	3.0	1.0	3.0	1.2	0.2

SEASON/CAREER HIGHS

	2026-27 SEASON	CAREER HIGHS
POINTS	14, 2x, last vs. #9 Tennessee (11/24/26)	28 vs. Marshall (11/24/23)
REBOUNDS	5, 2x, last vs. #9 Tennessee (11/24/26)	6, 3x, last vs. UTSA (12/7/24)
ASSISTS	5 vs. #6 Virginia (11/13/26)	10 vs. Georgia (1/20/24)
STEALS	2, 2x, last vs. #9 Tennessee (11/24/26)	4 vs. Troy (11/13/24)
BLOCKS	1 vs. Bucknell (11/2/26)	2, 3x, last vs. Tennessee (1/3/26)
FGM	6 vs. #9 Tennessee (11/24/26)	10 vs. Marshall (11/24/23)
FGA	13 vs. Bucknell (11/2/26)	17 vs. Saint Joseph's (11/20/23)
3FGM	3 vs. Alcorn State (11/16/26)	4, 2x, last vs. James Madison (12/29/25)
3FGA	5 vs. Alcorn State (11/16/26)	9 vs. South Carolina (3/12/25)
FTM	3 at Georgetown (11/7/26)	8 vs. Missouri (2/22/25)
FTA	3, 2x, last vs. Alcorn State (11/16/26)	10 vs. Missouri (2/22/25)
MINUTES	33 vs. #9 Tennessee (11/24/26)	45 at Missouri (3/7/26)

MISCELLANEOUS STATS

Category	Season	Career	Last Time
Double-Figure Scoring	4	52	14 vs. #9 Tennessee (11/24/26)
20-plus Points	0	3	24 vs. Mississippi State (3/8/25)
30-plus Points	0	0	-
5-plus Rebounds	2	7	5 vs. #9 Tennessee (11/24/26)
10-plus Rebounds	0	0	-
5-plus Assists	1	26	5 vs. #6 Virginia (11/13/26)
5-plus Steals	0	0	-
3-plus Blocks	0	0	-
Double-Doubles	0	1	18 pts, 10 assists vs. Georgia (1/20/24)

CAREER STATS

				Field Goals		3-Point		F-Throws		Rebounds									Scoring	
SEASON	TEAM	GP-GS	MIN/AVG	FG-FGA	FG%	3FG-3FGA	3FG%	FT-FTA	FT%	OFF	DEF	TOT	AVG	PF-FO	A	TO	BLK	STL	PTS	AVG
2023-24	UK	29-28	748/25.8	105-259	.405	28-96	.292	49-64	.766	5	49	54	1.9	45-1	96	43	5	24	287	9.9
2024-25	AR	36-36	1243/34.5	147-367	.401	41-135	.304	67-82	.817	11	86	97	2.7	51-0	131	80	2	35	402	11.2
2025-26	AR	35-19	826/23.6	90-210	.429	37-107	.346	42-58	.724	0	55	55	1.6	62-1	85	23	10	31	259	7.4
2026-27	MD	6-6	156/25.9	25-53	.472	5-21	.238	5-9	.556	4	17	21	3.5	8-0	18	6	1	7	60	10.0
TOTAL FOR MD		**6-6**	**156/25.9**	**25-53**	**.472**	**5-21**	**.238**	**5-9**	**.556**	**4**	**17**	**21**	**3.5**	**8-0**	**18**	**6**	**1**	**7**	**60**	**10.0**
TOTAL		**106-89**	**2973/28.1**	**367-889**	**.413**	**111-359**	**.309**	**163-213**	**.765**	**20**	**207**	**227**	**2.1**	**166-2**	**330**	**152**	**18**	**97**	**1008**	**9.5**



#7 ANDRE MILLS

REDSHIRT SOPHOMORE • GUARD • 6-4 • 205 • BOSTON, MASS. • BRIMMER AND MAY SCHOOL • TEXAS A&M
MAJOR: COMMUNICATION ANDRE2TIMEZ1 / ANDRE2TIMEZ1

SCAN FOR FULL BIO

2025-26 (RS-FRESHMAN)

Started 25 of 33 games played … Averaged 12.2 points and 4.1 rebounds along with 26.6 minutes played during the year … Had 54 assists, 17 steals and 10 blocks on the year … Shot .409 from the field (135-330), .346 from deep (55-159) and .767 at the free throw line (79-103) … Tied the record for most points by a freshman in program history with 39 points, four rebounds, one assist, and one block versus Northwestern (2/18) ... Tied the previous freshman single-game scoring record originally set by Diamond Stone against Penn State in 2015 ... One of four Maryland freshmen to score 30 points in a game dating back to 1994 (Stone, Melo Trimble in 2014-15, and Derik Queen in 2024-25) ... Posted 13 points, six rebounds, two assists, two steals, and one block in a win over Coppin State (11/3) - his first collegiate game ... Added six points, two rebounds, and a block against Georgetown (11/7) ... Recorded 16 points, eight rebounds, three assists, and two steals in a win at home against Alcorn State (11/11) ... Scored 11 points while adding four rebounds and four assists in win at Marquette (11/15) ... Notched 12 points and eight rebounds in overtime win against Mount St. Mary's (11/19) ... Nearly had a double-double in win over UNLV (11/24) with nine points and eight rebounds ... Scored 11 points against No. 12 Gonzaga (11/25) ... Had 11 points, 5 assists, and three steals against Old Dominion (12/28) ... Scored 10 points while adding seven rebounds and four assists vs. Indiana (1/7) ... Posted 16 points thanks to four triples at No. 11 Illinois (1/21) ... Logged his 10th double-digit scoring performance of the season, finishing with a career-high 18 points, six rebounds, and three assists versus No. 12 Purdue (2/1) ... Dropped 12 points on 5-8 shooting in addition to one rebound, assist, and steal in a road win over Minnesota (2/8) ... Posted 24 points in a win over Iowa (2/11) on 9-14 shooting, in addition to five rebounds, one assist, and one steal ... In win over Washington (2/21), led all scorers with 21 points while tying his career-high with five assists - scored Maryland's final seven points, including the go-ahead three-pointer, in the final two minutes ... Notched 19 points, six rebounds and two assists at No. 12 Nebraska (2/25) ... Recorded his first career double-double with 15 points and 10 rebounds against Rutgers (3/1) ... Hit four three pointers to finish with a team high 14 points at Wisconsin (3/4) ... Had his second 30-point game of the season against No. 11 Illinois where he finished with a game-high 30 points - became second freshman at Maryland alongside Joe Smith (1993-94) to have two 30-point games in their rookie season.

2024-25 (FRESHMAN AT TEXAS A&M)

Redshirted his true freshman season at Texas A&M.

PREP/PERSONAL

Earned All-NEPSAC (New England Preparatory School Athletic Council) honors after averaging 22.0 points, 7.0 rebounds and 4.0 assists as a junior in 2022-23 … Mills led Brimmer and May School to 21 wins and a third-place finish heading into the playoffs. Team fell in the semifinals to eventual champions, Worcester Academy and finished the year ranked No. 10 in New England … 4-star prospect ranked No. 96 nationally and No. 21 among shooting guards by 247sports.com … 3-star prospect ranked No. 53 nationally among shooting guards by ESPN.com … 3-star prospect ranked No. 139 nationally and No. 32 among shooting guards by Rivals.com … Rated the nation's No. 50 shooting guard nationally by On3 … No. 4 prospect in New England by NewEnglandRecruitingReport.com … Competed for the Mass Rivals AAU program on the 3SSB Adidas Circuit … Also held offers from Boston College, Iowa, UMass, Providence and Temple ... Grandson of Cheryl and Tracy McDaniels ... Cliff & Camille Kendall Family Fund recipient.

2026-27 GAME-BY-GAME

				Total		3-Pointers		Free throws		Rebounds									
Opponent	Date	GS	MIN	FG-FGA	PCT	3FG-3FGA	PCT	FT-FTA	PCT	OFF	DEF	TOT	AVG	PF	A	TO	BLK	STL	PTS	AVG
Bucknell	11/02/2026	*	23:03	8-12	.667	3-6	.500	3-4	.750	2	9	11	11.0	1	2	3	0	1	22	22.0
at Georgetown	11/07/2026	*	19:05	4-15	.267	1-7	.143	0-0	.000	1	1	2	6.5	3	0	0	0	1	9	15.5
Virginia	11/13/2026	*	22:21	2-13	.154	0-4	.000	2-2	1.000	0	1	1	4.7	2	2	1	0	3	6	12.3
Alcorn	11/16/2026		18:43	4-6	.667	3-4	.750	4-4	1.000	1	0	1	3.8	1	3	1	0	1	15	13.0
Wagner	11/20/2026	*	25:43	5-11	.455	3-7	.429	0-0	.000	1	3	4	3.8	3	0	1	1	2	13	13.0
vs Tennessee	11/24/2026	*	33:34	5-18	.278	1-12	.083	6-8	.750	0	2	2	3.5	2	1	1	0	3	17	13.7
Totals		**5**	**142:29**	**28-75**	**.373**	**11-40**	**.275**	**15-18**	**.833**	**5**	**16**	**21**	**3.5**	**12**	**8**	**7**	**1**	**11**	**82**	**13.7**

Player Averages

Games Played	Minutes/ game	Points/ game	FG Pct	3FG Pct	FT Pct	Rebounds/ game	Assists/ game	Turnovers/ game	Assist/Turnover ratio	Steals/ game	Blocks/ game
6	23.7	13.7	37.3	27.5	83.3	3.5	1.3	1.2	1.1	1.8	0.2

SEASON/CAREER HIGHS

	2026-27 SEASON	CAREER HIGHS
POINTS	22 vs. Bucknell (11/2/26)	39 at Northwestern (2/18/26)
REBOUNDS	11 vs. Bucknell (11/2/26)	11 vs. Bucknell (11/2/26)
ASSISTS	3 vs. Alcorn State (11/16/26)	5, 3x, last vs. Oregon (3/10/26)
BLOCKS	1 vs. Wagner (11/20/26)	1, 10x, last vs. Iowa (3/11/26)
STEALS	3, 2x, last vs. #9 Tennessee (11/24/26)	3, 3x, last vs. #9 Tennessee (11/24/26)
FGM	8 vs. Bucknell (11/2/26)	12 at Northwestern (2/18/26)
FGA	18 vs. #9 Tennessee (11/24/26)	18, 3x, last vs. #9 Tennessee (11/24/26)
3FGM	3, 3x, last vs. Wagner (11/20/26)	6 at Northwestern (2/18/26)
3FGA	12 vs. #9 Tennessee (11/24/26)	12 vs. #9 Tennessee (11/24/26)
FTM	6 vs. #9 Tennessee (11/24/26)	9 at Northwestern (2/18/26)
FTA	8 vs. #9 Tennessee (11/24/26)	10 vs. #11 Illinois (3/8/26)
MINUTES	34 vs. #9 Tennessee (11/24/26)	40 vs. #25 Iowa (2/11/26)

MISCELLANEOUS STATS

Category	Season	Career	Last Time
Double-Figure Scoring	4	24	17 vs. #9 Tennessee (11/24/26)
20-plus Points	1	5	22 vs. Bucknell (11/2/26)
30-plus Points	0	2	30 vs. Illinois (3/8/26)
5-plus Rebounds	1	13	11 vs. Bucknell (11/2/26)
10-plus Rebounds	1	2	11 vs. Bucknell (11/2/26)
5-plus Assists	0	3	5 vs. Oregon (3/10/26)
5-plus Steals	0	0	-
3-plus Blocks	0	0	-
Double-Doubles	2	2	22 pts, 11 reb vs. Bucknell (11/2/26)

CAREER STATS

				Field Goals		3-Point		F-Throws		Rebounds								Scoring	
SEASON	TEAM	GP-GS	MIN/AVG	FG-FGA	FG%	3FG-3FGA	3FG%	FT-FTA	FT%	OFF	DEF	TOT	AVG	PF-FO	A	TO	BLK	STL	PTS	AVG
2025-26	MD	33-25	878/26.6	135-330	.409	55-159	.346	79-103	.767	46	90	136	4.1	88-1	54	56	10	17	404	12.2
2026-27	MD	6-5	142/23.7	28-75	.373	11-40	.275	15-18	.833	5	16	21	3.5	12-0	8	7	1	11	82	13.7
TOTAL		**39-30**	**1021/26.2**	**163-405**	**.402**	**66-199**	**.332**	**94-121**	**.777**	**51**	**106**	**157**	**4.0**	**100-1**	**62**	**63**	**11**	**28**	**486**	**12.5**



#8 KADEN HOUSE

FRESHMAN • GUARD • 6-3 • 175• PHOENIX, ARIZ. • COMPASS PREP
MAJOR: LETTERS & SCIENCES

KADENHOUSE / KADENHOUSE10 KAY-DEN

SCAN FOR FULL BIO

PREP/PERSONAL

Four-star combo guard from Compass Prep which plays on the EYBL circuit ... Was a top-50 overall recruit in the 2026 class ... Overall, was the Rivals.com No. 25 and 247sports No. 37 player in the class ... Ranked No. 56 in the 2026 SC Next 100 ... Son of former NBA player Eddie House who was a standout at Arizona State ... 2026 EYBL Defensive Player of the Year and selected to the All-EYBL First Team ... Over his three seasons at Compass Prep, averaged 22.2 points, 7.1 rebounds, 3.4 assists, and 3.1 steals in 77 career games ... As a senior, averaged 16.2 points, 4.1 rebounds, 3.5 assists, and 2.4 steals per game ... Had 26 points, 11 rebounds, and four steals in the 2026 Chipotle Nationals semifinal ... Named to the 2025-26 Naismith Trophy Boys High School Player of the Year Watch List ... As a junior, averaged 13.5 points, 3.5 rebounds, and nearly three assists and three steals per game ... Also held offers from Vanderbilt, TCU, LSU, and Michigan among others ... Twin brother Kalek committed to Xavier ... Began his prep career at Scottsdale Desert Mountain before transferring before his junior year to Compass Prep ... Also took part in training camp for the 2024 Team USA U18 Team and attended the 2024 Men's Junior National Team April minicamp.

2026-27 GAME-BY-GAME

				Total		3-Pointers		Free throws		Rebounds										
Opponent	Date	GS	MIN	FG-FGA	PCT	3FG-3FGA	PCT	FT-FTA	PCT	OFF	DEF	TOT	AVG	PF	A	TO	BLK	STL	PTS	AVG
Bucknell	11/02/2026		17:34	4-9	.444	0-2	.000	6-6	1.000	3	2	5	5.0	0	0	1	0	2	14	14.0
at Georgetown	11/07/2026		21:17	3-6	.500	2-2	1.000	5-7	.714	0	2	2	3.5	1	2	0	0	0	13	13.5
Virginia	11/13/2026		28:15	4-11	.364	0-2	.000	9-10	.900	3	0	3	3.3	4	3	2	0	1	17	14.7
Alcorn	11/16/2026		18:13	5-8	.625	1-3	.333	5-6	.833	1	2	3	3.3	1	6	0	0	2	16	15.0
Wagner	11/20/2026		18:40	1-4	.250	0-2	.000	3-4	.750	0	2	2	3.0	0	2	2	0	1	5	13.0
vs Tennessee	11/24/2026		26:39	3-7	.429	0-1	.000	4-5	.800	1	1	2	2.8	3	0	1	0	2	10	12.5
Totals		**0**	**130:38**	**20-45**	**.444**	**3-12**	**.250**	**32-38**	**.842**	**8**	**9**	**17**	**2.8**	**9**	**13**	**6**	**0**	**8**	**75**	**12.5**

Player Averages

Games Played	Minutes/ game	Points/ game	FG Pct	3FG Pct	FT Pct	Rebounds/ game	Assists/ game	Turnovers/ game	Assist/Turnover ratio	Steals/ game	Blocks/ game
6	21.8	12.5	44.4	25.0	84.2	2.8	2.2	1.0	2.2	1.3	0.0

SEASON/CAREER HIGHS

	2026-27 SEASON	CAREER HIGHS
POINTS	17 vs. #6 Virginia (11/13/26)	
REBOUNDS	5 vs. Bucknell (11/2/26)	
ASSISTS	6 vs. Alcorn State (11/16/26)	
BLOCKS		
STEALS	2, 3x, last vs. #9 Tennessee (11/24/26)	
FGM	5 vs. Alcorn State (11/16/26)	
FGA	11 vs. #6 Virginia (11/13/26)	
3FGM	2 at Georgetown (11/7/26)	
3FGA	3 vs. Alcorn State (11/16/26)	
FTM	9 vs. #6 Virginia (11/13/26)	
FTA	10 vs. #6 Virginia (11/13/26)	
MINUTES	28 vs. #6 Virginia (11/13/26)	

MISCELLANEOUS STATS

Category	Season	Career	Last Time
Double-Figure Scoring	5	5	10 vs. #9 Tennessee (11/24/26)
20-plus Points	-	-	-
30-plus Points	-	-	-
5-plus Rebounds	1	1	5 vs. Bucknell (11/2/26)
10-plus Rebounds	-	-	-
5-plus Assists	1	1	6 vs. Alcorn State (11/16/26)
3-plus Steals	-	-	-
3-plus Blocks	-	-	-
Double-Doubles	-	-	-

CAREER STATS

				Field Goals		3-Point		F-Throws		Rebounds									Scoring	
SEASON	TEAM	GP-GS	MIN/AVG	FG-FGA	FG%	3FG-3FGA	3FG%	FT-FTA	FT%	OFF	DEF	TOT	AVG	PF-FO	A	TO	BLK	STL	PTS	AVG
2026-27	MD	6-0	131/21.8	20-45	.444	3-12	.250	32-38	.842	8	9	17	2.8	9-0	13	6	0	8	75	12.5
TOTAL		**6-0**	**131/21.8**	**20-45**	**.444**	**3-12**	**.250**	**32-38**	**.842**	**8**	**9**	**17**	**2.8**	**9-0**	**13**	**6**	**0**	**8**	**75**	**12.5**



#9 MABAN JABRIEL

JUNIOR ▪ GUARD ▪ 6-9 ▪ 205 ▪ WATERLOO, ONTARIO ▪ TRI-CITY PREP ▪ QUEENS
MAJOR: ECONOMICS _MABANNN / _MABANJABRIEL MAH-BAN JAH-BREEL

SCAN FOR FULL BIO

2025-26 (SOPHOMORE AT QUEENS)

Helped lead Queens to the 2026 Atlantic Sun Conference Tournament championship ... Appeared in 35 games with two starts while averaging 7.7 points, 3.8 rebounds, and 1.0 assists per game ... Shot 44 percent from 3-point range, ranking 35th nationally ... Reached double figures in scoring 11 times during the season ... Recorded a career-high 16 points at Furman (11/23) ... Grabbed a career-high 11 rebounds at Duquesne (11/11) ... Made his first collegiate start in the season opener against Winthrop (11/3).

2024-25 (FRESHMAN AT QUEENS)

Played in all 35 games as a freshman while averaging 12.4 minutes per game ... Averaged 5.2 points, 3.4 rebounds, and 0.7 assists per contest ... Scored in double figures five times including a season-high 15 points at Ole Miss ... Nearly posted a double-double with nine points and 11 rebounds against Austin Peay ... Played a key role off the bench for a Queens reserve unit that ranked among the top 10 nationally in scoring.

HIGH SCHOOL

Helped Tri-City Prep post a 34-8 overall record during the 2023-24 season while earning team MVP honors ... Averaged 15.1 points, 11.6 rebounds, and 4.8 blocks per game as a senior ... Averaged 15.3 points, 15.1 rebounds, and 4.0 blocks per game at the Big Shots Global Prep Nationals event ... Earned Platinum Post-Grad All-Star team honors and received an invitation to the 2023 All-Canadian Basketball Games.

PERSONAL

Native of Waterloo, Ontario ... Played prep basketball at Tri-City Prep before beginning his collegiate career at Queens.

2026-27 GAME-BY-GAME

				Total		3-Pointers		Free throws		Rebounds										
Opponent	Date	GS	MIN	FG-FGA	PCT	3FG-3FGA	PCT	FT-FTA	PCT	OFF	DEF	TOT	AVG	PF	A	TO	BLK	STL	PTS	AVG
Alcorn	11/16/2026		04:29	0-0	.000	0-0	.000	0-0	.000	0	0	0	0.0	1	1	1	0	0	0	0.0
Totals		**0**	**04:29**	**0-0**	**.000**	**0-0**	**.000**	**0-0**	**.000**	**0**	**0**	**0**	**0.0**	**1**	**1**	**1**	**0**	**0**	**0**	**0.0**

Player Averages

Games Played	Minutes/ game	Points/ game	FG Pct	3FG Pct	FT Pct	Rebounds/ game	Assists/ game	Turnovers/ game	Assist/Turnover ratio	Steals/ game	Blocks/ game
1	4.5	0.0	0.0	0.0	0.0	0.0	1.0	1.0	1.0	0.0	0.0

SEASON/CAREER HIGHS

	2026-27 SEASON	CAREER HIGHS
POINTS	-	16, 2x, last vs. Central Arkansas (1/28/26)
REBOUNDS	-	11, 2x, last at Duquesne (11/11/25)
ASSISTS	1 vs. Alcorn State (11/16/26)	4 at Stetson (1/17/26)
STEALS	-	3 vs. Jacksonville (2/5/26)
BLOCKS	-	3 vs. North Alabama (1/29/25)
FGM	-	6, 4x, last vs. Central Arkansas (1/28/26)
FGA	-	11, 2x, last vs. Ole Miss (12/21/24)
3FGM	-	5 at Ole Miss (12/21/24)
3FGA	-	10 at Ole Miss (12/21/24)
FTM	-	4, 2x, last vs. Jacksonville (1/25/25)
FTA	-	7 at Stetson (1/16/25)
MINUTES	4 vs. Alcorn State (11/16/26)	27, 2x, last vs. North Florida (1/23/25)

MISCELLANEOUS STATS

Category	Season	Career	Last Time
Double-Figure Scoring	0	16	13 vs. Austin Peay (3/7/26)
20-plus Points	0	0	-
30-plus Points	0	0	-
5-plus Rebounds	0	22	5 vs. Purdue (3/20/26)
10-plus Rebounds	0	3	11 at Duquesne (11/11/25)
5-plus Assists	0	0	-
5-plus Steals	0	0	-
3-plus Blocks	0	1	3 vs. North Alabama (1/29/25)
Double-Doubles	0	0	-

CAREER STATS

				Field Goals		3-Point		F-Throws		Rebounds									Scoring	
SEASON	TEAM	GP-GS	MIN/AVG	FG-FGA	FG%	3FG-3FGA	3FG%	FT-FTA	FT%	OFF	DEF	TOT	AVG	PF-FO	A	TO	BLK	STL	PTS	AVG
2024-25	Queens	35-0	435/12.4	63-150	.420	31-95	.326	26-39	.667	17	103	120	3.4	42-0	26	21	11	16	183	5.2
2025-26	Queens	35-2	693/19.8	98-198	.495	48-111	.432	24-31	.774	34	100	134	3.8	58-1	35	30	14	24	268	7.7
2026-27	MD	1-0	4/4.5	0-0	.000	0-0	.000	0-0	.000	0	0	0	0.0	1-0	1	1	0	0	0	0.0
TOTAL FOR MD		**1-0**	**4/4.5**	**0-0**	**.000**	**0-0**	**.000**	**0-0**	**.000**	**0**	**0**	**0**	**0.0**	**1-0**	**1**	**1**	**0**	**0**	**0**	**0.0**
TOTAL		**71-2**	**1133/16.0**	**161-348**	**.463**	**79-206**	**.383**	**50-70**	**.714**	**51**	**203**	**254**	**3.6**	**101-1**	**62**	**52**	**25**	**40**	**451**	**6.4**



#10 BABA OLADOTUN

FRESHMAN • FORWARD • 6-10 • 205 • SILVER SPRING, MD. • BLAKE
MAJOR: LETTERS & SCIENCES BABATHEBALLER10 / BABAOLADOTUN_ BA-BA OLA-DOH-TON

SCAN FOR FULL BIO

BEFORE COLLEGE

A five-star wing from James Hubert Blake High School in Rockville ... The No. 10 overall recruit in the nation, the No. 1 prospect in Maryland, and the No. 3 ranked small forward ... Ranked No. 8 among the SC NEXT 100 and No. 8 in the final 247Sports ranking of the year ... Was ranked as the No. 1 player in the Class of 2027 before reclassifying ... Projected as a 2027 NBA Draft Lottery prospect ... The second-highest rated recruit to sign with Maryland behind Diamond Stone (No. 8) and ahead of Derik Queen (No. 12), Jalen Smith (No. 15), and Darius Adams (No. 15) ... Became the third five-star signee over the last three seasons joining Derik Queen (2024) and Darius Adams (2025) ... Chose Maryland over Arkansas, Georgetown, and Kentucky ... Also played in AAU for Team Durant on the EYBL circuit ... His father, Ibrahim, played at Virginia Tech from 1989-91 and professionally in England and Greece ... In 2025-26, missed much of the season, but returned in the state playoffs to hit the overtime game-winner in the semifinals before leading Blake to its first-ever 4A State Championship title ... Played in the prestigious Capital City Classic and took part in the Nike Hoop Summit ... One of 19 finalists for the 2026 Team USA U18 National Team ...Has been involved with USA Basketball since 2023 including the 2025 USA Men's Junior National Team April minicamp in San Antonio and the 2023 and 2024 Junior National Team minicamps ... As a sophomore at Blake in 2024-25, averaged 22.5 points per game, 7.3 rebounds, 3.0 assists, and 2.8 steals ... Entered the 2025-26 season as a Max Preps Preseason All-America Second Team selection after earning Max Preps Sophomore All-America honors the year prior.

PERSONAL:

Son of Ibrahim and Dessire Oladotun ... Has four siblings: Yemi, Shola, Adeola, and Wale ... Father played basketball at Virginia Tech ... Enjoys writing in his free time.

2026-27 GAME-BY-GAME

				Total		3-Pointers		Free throws		Rebounds										
Opponent	Date	GS	MIN	FG-FGA	PCT	3FG-3FGA	PCT	FT-FTA	PCT	OFF	DEF	TOT	AVG	PF	A	TO	BLK	STL	PTS	AVG
Bucknell	11/02/2026		19:06	3-6	.500	0-2	.000	1-4	.250	1	3	4	4.0	1	1	1	2	0	7	7.0
at Georgetown	11/07/2026		18:01	1-3	.333	0-0	.000	0-2	.000	1	1	2	3.0	1	0	0	0	2	2	4.5
Virginia	11/13/2026		06:06	1-2	.500	0-1	.000	0-0	.000	0	1	1	2.3	3	0	1	0	0	2	3.7
Alcorn	11/16/2026		17:25	3-6	.500	0-2	.000	0-1	.000	0	3	3	2.5	1	4	1	0	0	6	4.3
Wagner	11/20/2026		14:09	2-2	1.000	2-2	1.000	1-2	.500	0	1	1	2.2	0	1	1	0	0	7	4.8
vs Tennessee	11/24/2026		05:17	0-2	.000	0-1	.000	0-0	.000	1	0	1	2.0	1	0	2	0	0	0	4.0
Totals		**0**	**80:04**	**10-21**	**.476**	**2-8**	**.250**	**2-9**	**.222**	**3**	**9**	**12**	**2.0**	**7**	**6**	**6**	**2**	**2**	**24**	**4.0**

Player Averages

Games Played	Minutes/ game	Points/ game	FG Pct	3FG Pct	FT Pct	Rebounds/ game	Assists/ game	Turnovers/ game	Assist/Turnover ratio	Steals/ game	Blocks/ game
6	13.3	4.0	47.6	25.0	22.2	2.0	1.0	1.0	1.0	0.3	0.3

SEASON/CAREER HIGHS

	2026-27 SEASON	CAREER HIGHS
POINTS	7, 2x, last vs. Wagner (11/20/26)	
REBOUNDS	4 vs. Bucknell (11/2/26)	
ASSISTS	4 vs. Alcorn State (11/16/26)	
BLOCKS	2 vs. Bucknell (11/2/26)	
STEALS	2 at Georgetown (11/7/26)	
FGM	3, 2x, last vs. Alcorn State (11/16/26)	
FGA	6, 2x, last vs. Alcorn State (11/16/26)	
3FGM	2 vs. Wagner (11/20/26)	
3FGA	2, 3x, last vs. Wagner (11/20/26)	
FTM	1, 2x, last vs. Wagner (11/20/26)	
FTA	4 vs. Bucknell (11/2/26)	
MINUTES	19 vs. Bucknell (11/2/26)	

MISCELLANEOUS STATS

Category	Season	Career	Last Time
Double-Figure Scoring	-	-	-
20-plus Points	-	-	-
30-plus Points	-	-	-
5-plus Rebounds	-	-	-
10-plus Rebounds	-	-	-
5-plus Assists	-	-	-
3-plus Steals	-	-	-
3-plus Blocks	-	-	-
Double-Doubles	-	-	-

CAREER STATS

				Field Goals		3-Point		F-Throws		Rebounds									Scoring	
SEASON	TEAM	GP-GS	MIN/AVG	FG-FGA	FG%	3FG-3FGA	3FG%	FT-FTA	FT%	OFF	DEF	TOT	AVG	PF-FO	A	TO	BLK	STL	PTS	AVG
2026-27	MD	6-0	80/13.3	10-21	.476	2-8	.250	2-9	.222	3	9	12	2.0	7-0	6	6	2	2	24	4.0
TOTAL		**6-0**	**80/13.3**	**10-21**	**.476**	**2-8**	**.250**	**2-9**	**.222**	**3**	**9**	**12**	**2.0**	**7-0**	**6**	**6**	**2**	**2**	**24**	**4.0**



#11 GEORGE TURKSON, JR.

REDSHIRT SOPHOMORE • GUARD/FORWARD • 6-7 • 220 • LOWELL, MASS. • BRADFORD CHRISTIAN ACADEMY • TEXAS A&M
MAJOR: FINANCE GEORGETURKSONJR / GEORGETURKSONJR

SCAN FOR FULL BIO

2025-26 (RS-FRESHMAN)

Played in 23 games with five starts averaging 11.5 minutes per game ... Averaged 1.3 points and 2.0 rebounds per game ... Also posted five blocks and four assists on the year ... Saw his first collegiate action in the season opener against Coppin State (11/3) where he had five rebounds and one assist ... Scored his first collegiate points in the win over Alcorn State (11/11) going 3-of-4 at the free throw line ... Since the Alcorn State game, has missed time due to injury ... Scored a season-high eight points while adding four rebounds against No. 2 Michigan (12/13) - went 4-of-6 from the floor for his first collegiate field goals ... Missed the Iowa (2/11) game due to injury.

2024-25 (FRESHMAN AT TEXAS A&M)

Redshirted his true freshman season at Texas A&M.

PREP/PERSONAL

Consensus National Top 100 prospect ... Averaged a double-double of 12 points and 10 rebounds for Bradford Christian Academy in 2022-2023 ... New England Prep School Athletic Conference (NEPSAC) All-League ... Has scored 768 varsity points heading into his last season at Bradford Christian ... adidas All-American Camp Selection ... Selected as one of top 2024 forwards in adidas 3SSB by 247Sports.com ... 4-star prospect ranked No. 91 nationally and No. 18 among power forwards by the 247Sports Composite ... 4-star prospect ranked No. 90 in the ESPN100 ... rated the No. 16 power forward prospect in the nation ... 4-star prospect ranked No. 85 nationally and No. 25 among small forwards by Rivals.com ... 4-star prospect ranked No. 96 nationally and No. 15 among power forwards by On3. ... Competes for the Mass Rivals AAU program on the 3SSB Adidas Circuit ... Also held offers from Northwestern and UMass ... Son of Juliana and George Turkson, Sr. ... Mark W. Olson Endowed Scholarship for Men's Basketball recipient.

2026-27 GAME-BY-GAME

				Total		3-Pointers		Free throws		Rebounds										
Opponent	Date	GS	MIN	FG-FGA	PCT	3FG-3FGA	PCT	FT-FTA	PCT	OFF	DEF	TOT	AVG	PF	A	TO	BLK	STL	PTS	AVG
Bucknell	11/02/2026		04:10	1-2	.500	0-1	.000	0-0	.000	0	0	0	0.0	1	0	0	0	0	2	2.0
Alcorn	11/16/2026		06:17	1-1	1.000	0-0	.000	0-1	.000	0	1	1	0.5	0	0	1	0	0	2	2.0
Wagner	11/20/2026		02:10	0-0	.000	0-0	.000	0-0	.000	0	1	1	0.7	0	0	0	0	0	0	1.3
Totals		**0**	**12:37**	**2-3**	**.667**	**0-1**	**.000**	**0-1**	**.000**	**0**	**2**	**2**	**0.7**	**1**	**0**	**1**	**0**	**0**	**4**	**1.3**

Player Averages

Games Played	Minutes/ game	Points/ game	FG Pct	3FG Pct	FT Pct	Rebounds/ game	Assists/ game	Turnovers/ game	Assist/Turnover ratio	Steals/ game	Blocks/ game
3	4.2	1.3	66.7	0.0	0.0	0.7	0.0	0.3	0.0	0.0	0.0

SEASON/CAREER HIGHS

	2026-27 SEASON	CAREER HIGHS
POINTS	2, 2x, last vs. Alcorn State (11/16/26)	8 vs. #2 Michigan (12/13/25)
REBOUNDS	1, 2x, last vs. Wagner (11/20/26)	6 vs. Oregon (3/10/26)
ASSISTS	-	2 vs. Ohio State (2/5/26)
BLOCKS	-	2 at #23 Virginia (12/20/25)
STEALS	-	-
FGM	1, 2x, last vs. Alcorn State (11/16/26)	4 vs. #2 Michigan (12/13/25)
FGA	2 vs. Bucknell (11/2/26)	6 vs. #2 Michigan (12/13/25)
3FGM	-	-
3FGA	1 vs. Bucknell (11/2/26)	1, 4x, last at Minnesota (2/8/26)
FTM	-	3 vs. Alcorn State (11/11/25)
FTA	1 vs. Alcorn State (11/16/26)	4, 2x, last vs. #12 Purdue (2/1/26)
MINUTES	6 vs. Alcorn State (11/16/26)	32 vs. #2 Michigan (12/13/25)

MISCELLANEOUS STATS

Category	Season	Career	Last Time
Double-Figure Scoring	-	-	-
20-plus Points	-	-	-
30-plus Points	-	-	-
5-plus Rebounds	4	4	6 vs. Oregon (3/10/26)
10-plus Rebounds	-	-	-
5-plus Assists	-	-	-
5-plus Steals	-	-	-
3-plus Blocks	-	-	-
Double-Doubles	-	-	-

CAREER STATS

				Field Goals		3-Point		F-Throws		Rebounds									Scoring	
SEASON	TEAM	GP-GS	MIN/AVG	FG-FGA	FG%	3FG-3FGA	3FG%	FT-FTA	FT%	OFF	DEF	TOT	AVG	PF-FO	A	TO	BLK	STL	PTS	AVG
2025-26	MD	23-5	264/11.5	9-27	.333	0-6	.000	12-24	.500	22	25	47	2.0	43-0	4	6	5	0	30	1.3
2026-27	MD	3-0	13/4.2	2-3	.667	0-1	.000	0-1	.000	0	2	2	0.7	1-0	0	1	0	0	4	1.3
TOTAL		**26-5**	**277/10.6**	**11-30**	**.367**	**0-7**	**.000**	**12-25**	**.480**	**22**	**27**	**49**	**1.9**	**44-0**	**4**	**7**	**5**	**0**	**34**	**1.3**



#12 BISHOP BOSWELL

JUNIOR • GUARD • 6-4 • 204 • CHARLOTTE, NC • MYERS PARK • TENNESSEE
MAJOR: COMMUNICATION
BISHOPBOSWELL / BISHOPBOSWELL

SCAN FOR FULL BIO

2025-26 (SOPHOMORE AT TENNESSEE)

CSC Academic All-District ... Played in 34 games with 33 starts while missing three contests due to injury ... Averaged 6.2 points, 4.4 rebounds, 3.1 assists, and 1.2 steals in 26.4 minutes per game ... Shot 42.7 percent from the field, 38.5 percent from 3-point range, and 66.7 percent at the free throw line ... Posted two double-doubles during the season ... Averaged 7.0 points, 5.2 rebounds, 3.2 assists, and 1.2 steals during SEC play ... Opened the season shooting 60.7 percent from beyond the arc through his first 18 appearances ... Posted a career-high-tying 13 points with a career-best nine assists, four made 3-pointers, and zero turnovers in the NCAA Tournament Round of 32 win over Virginia (3/22) ... Became the first SEC player since 2012 to record at least 13 points, nine assists, and zero turnovers in an NCAA Tournament game ... Matched his career high with 13 points at Missouri (2/24) ... Set a career high with eight assists while adding seven rebounds at Mississippi State (2/11) ... Posted 10 points, eight rebounds, three assists, and three steals at Kentucky (2/7) ... Recorded his second double-double with 13 points and 10 rebounds in an overtime win at Georgia (1/28) ... Set career highs with 13 points, 11 rebounds, eight made free throws, 12 free throw attempts, and 43 minutes in a double-overtime win over Texas A&M (1/13) ... Scored 10 points on a perfect 4-of-4 shooting clip in a win over Houston (11/25) ... Missed games against Rice (11/17), Tennessee State (11/20), and North Florida (11/13) due to injuries ... Made his first collegiate start in the season opener against Mercer (11/3), recording five points, eight rebounds, one block, and his first made 3-pointer.

HIGH SCHOOL

Consensus four-star recruit and top-eight prospect in the state of North Carolina ... Ranked No. 72 nationally in the 247Sports Composite and No. 75 in the On3 Consensus ... Also ranked No. 61 nationally by ESPN and No. 69 by Rivals ... Three-time HighSchoolOT.com All-State selection, earning first-team honors as a senior ... Averaged 11.5 points, 5.9 assists, 5.0 rebounds, and 1.8 steals as a senior while earning NCBCA First Team All-District 9 and Charlotte Observer Second Team All-Area honors ... Helped Myers Park to a 27-3 record, 23 consecutive wins, a John Wall Holiday Invitational title, and a state quarterfinal appearance ... Averaged 12.0 points, 5.3 assists, 4.3 rebounds, and 1.7 steals as a junior while leading Myers Park to a 4A state championship and earning title game MVP honors ... Began his prep career at South Mecklenburg High School where he averaged 20.5 points, 8.2 rebounds, and 5.4 assists as a sophomore ... Earned NCBCA Third Team All-District 9 and Charlotte Observer All-Area Honorable Mention honors during that season ... Was also a two-year football letter winner at wide receiver ... Played AAU basketball for Team CP3 on the Nike EYBL circuit.

PERSONAL

Full name is Bishop Rai Boswell ... Born Sept. 15, 2005, in Charlotte, North Carolina ... Son of Brittany Boswell ... Interests outside basketball include anime, fashion, football, and music ... Favorite athlete is Russell Westbrook ... Along with Tennessee, was recruited by Georgia, Missouri, South Carolina, Wake Forest, and Xavier.

2026-27 GAME-BY-GAME

				Total		3-Pointers		Free throws		Rebounds										
Opponent	Date	GS	MIN	FG-FGA	PCT	3FG-3FGA	PCT	FT-FTA	PCT	OFF	DEF	TOT	AVG	PF	A	TO	BLK	STL	PTS	AVG
Bucknell	11/02/2026		16:49	1-6	.167	1-4	.250	0-0	.000	3	0	3	3.0	4	2	2	0	0	3	3.0
at Georgetown	11/07/2026		20:27	1-5	.200	0-3	.000	0-0	.000	1	2	3	3.0	3	2	2	0	0	2	2.5
Virginia	11/13/2026	*	23:49	1-4	.250	0-1	.000	0-1	.000	0	4	4	3.3	3	0	1	0	1	2	2.3
Alcorn	11/16/2026	*	16:32	2-5	.400	1-3	.333	1-1	1.000	0	3	3	3.3	4	4	0	1	1	6	3.3
Wagner	11/20/2026		19:06	0-1	.000	0-1	.000	0-0	.000	0	2	2	3.0	2	1	3	0	0	0	2.6
vs Tennessee	11/24/2026		18:36	0-2	.000	0-1	.000	0-0	.000	1	1	2	2.8	2	1	4	0	0	0	2.2
Totals		**2**	**115:19**	**5-23**	**.217**	**2-13**	**.154**	**1-2**	**.500**	**5**	**12**	**17**	**2.8**	**18**	**10**	**12**	**1**	**2**	**13**	**2.2**

Player Averages

Games Played	Minutes/ game	Points/ game	FG Pct	3FG Pct	FT Pct	Rebounds/ game	Assists/ game	Turnovers/ game	Assist/Turnover ratio	Steals/ game	Blocks/ game
6	19.2	2.2	21.7	15.4	50.0	2.8	1.7	2.0	0.8	0.3	0.2

SEASON/CAREER HIGHS

	2026-27 SEASON	CAREER HIGHS
POINTS	6 vs. Alcorn State (11/16/26)	13, 4x, last vs. Virginia (3/22/26)
REBOUNDS	4 vs. #6 Virginia (11/13/26)	11 vs. Texas A&M (1/13/26)
ASSISTS	4 vs. Alcorn State (11/16/26)	9 vs. Virginia (3/22/26)
STEALS	1, 2x, last vs. Alcorn State (11/16/26)	3, 5x, last at Kentucky (2/7/26)
BLOCKS	1 vs. Alcorn State (11/16/26)	1, 5x, last vs. Alcorn State (11/16/26)
FGM	2 vs. Alcorn State (11/16/26)	5 at Missouri (2/24/26)
FGA	6 vs. Bucknell (11/2/26)	11 at Missouri (2/24/26)
3FGM	1, 2x, last vs. Alcorn State (11/16/26)	4 vs. Virginia (3/22/26)
3FGA	4 vs. Bucknell (11/2/26)	9 vs. Virginia (3/22/26)
FTM	1 vs. Alcorn State (11/16/26)	8 vs. Texas A&M (1/13/26)
FTA	1, 2x, last vs. Alcorn State (11/16/26)	12 vs. Texas A&M (1/13/26)
MINUTES	24 vs. #6 Virginia (11/13/26)	43 vs. Texas A&M (1/13/26)

MISCELLANEOUS STATS

Category	Season	Career	Last Time
Double-Figure Scoring	0	7	13 vs. Virginia (3/22/26)
20-plus Points	0	0	-
30-plus Points	0	0	-
5-plus Rebounds	0	14	5 vs. Oklahoma (2/18/26)
10-plus Rebounds	0	2	10 at Georgia (1/28/26)
5-plus Assists	0	7	8 vs. Iowa State (3/27/26)
5-plus Steals	0	0	-
3-plus Blocks	0	0	-
Double-Doubles	0	2	13 pts, 10 reb at Georgia (1/28/26)

CAREER STATS

				Field Goals		3-Point		F-Throws		Rebounds									Scoring	
SEASON	TEAM	GP-GS	MIN/AVG	FG-FGA	FG%	3FG-3FGA	3FG%	FT-FTA	FT%	OFF	DEF	TOT	AVG	PF-FO	A	TO	BLK	STL	PTS	AVG
2024-25	UT	28-0	106/3.8	3-11	.273	0-5	.000	1-2	.500	6	10	16	0.6	10-0	14	13	0	5	7	0.3
2025-26	UT	34-33	898/26.4	67-157	.427	30-78	.385	48-72	.667	40	109	149	4.4	92-1	106	53	4	41	212	6.2
2026-27	MD	6-2	115/19.2	5-23	.217	2-13	.154	1-2	.500	5	12	17	2.8	18-0	10	12	1	2	13	2.2
TOTAL FOR MD		**6-2**	**115/19.2**	**5-23**	**.217**	**2-13**	**.154**	**1-2**	**.500**	**5**	**12**	**17**	**2.8**	**18-0**	**10**	**12**	**1**	**2**	**13**	**2.2**
TOTAL		**68-35**	**1119/16.5**	**75-191**	**.393**	**32-96**	**.333**	**50-76**	**.658**	**51**	**131**	**182**	**2.7**	**120-1**	**130**	**78**	**5**	**48**	**232**	**3.4**



#14 ADAMA TAMBEDOU

FRESHMAN • FORWARD • 6-7 • 220 • TATTAGUINE, SENEGAL / PUTNAM SCIENCE ACADEMY (CT)
MAJOR: LETTERS & SCIENCES TAMBEDOU_06 / TAMBEDOU_34 AH-DAHM-UH TAHM-BEH-DO

SCAN FOR FULL BIO

BEFORE COLLEGE

Was a four-star forward who ranked No. 108 nationally and No. 2 in the state of Connecticut ... Finished his prep career ranked No. 96 according to Rivals and No. 126 in the 247Sports rankings ... As a senior in 2025-26, earned National Prep Championship Series All-America First Team honors ... Named MVP of the 2026 Iverson Classic after scoring 20 points on 8-of-12 shooting ... Also took part in the prestigious Capital City Classic alongside fellow signee Baba Oladotun ... At Putnam Science Academy, averaged 15.3 points and 10 rebounds in reaching the National Prep Championship semifinals ... As a junior in 2024-25, helped Putnam win its fifth National Prep national championship in a seven year stretch ... Averaged 7.0 points, 6.0 rebounds, one block and one steal per game, while shooting 61 percent from the floor ... Also played for the Rhode Island Elite AAU program on the Puma circuit averaging 15.6 points, 10.9 rebounds and 2.5 blocks through 14 games as a junior ... Chose Maryland over Iowa State among others.

PERSONAL

Originally from Dakar, Senegal ... Son of Bara and Seynabou Ndour ... Also played soccer, volleyball, handball and ran track growing up ... Enjoys playing video games and watching anime.

2026-27 GAME-BY-GAME

				Total		3-Pointers		Free throws		Rebounds										
Opponent	Date	GS	MIN	FG-FGA	PCT	3FG-3FGA	PCT	FT-FTA	PCT	OFF	DEF	TOT	AVG	PF	A	TO	BLK	STL	PTS	AVG
Bucknell	11/02/2026		04:22	0-1	.000	0-1	.000	0-0	.000	0	0	0	0.0	1	0	0	0	0	0	0.0
at Georgetown	11/07/2026		01:20	1-1	1.000	0-0	.000	1-2	.500	1	0	1	0.5	0	0	0	0	0	3	1.5
Virginia	11/13/2026		01:23	0-0	.000	0-0	.000	0-0	.000	0	0	0	0.3	1	0	0	0	0	0	1.0
Alcorn	11/16/2026		06:01	1-2	.500	0-0	.000	0-0	.000	0	2	2	0.8	0	0	0	1	0	2	1.3
Wagner	11/20/2026		02:10	0-0	.000	0-0	.000	0-0	.000	0	0	0	0.6	0	0	0	0	0	0	1.0
vs Tennessee	11/24/2026		00:28	0-0	.000	0-0	.000	0-0	.000	0	0	0	0.5	1	0	1	0	0	0	0.8
Totals		**0**	**15:44**	**2-4**	**.500**	**0-1**	**.000**	**1-2**	**.500**	**1**	**2**	**3**	**0.5**	**3**	**0**	**1**	**1**	**0**	**5**	**0.8**

Player Averages

Games Played	Minutes/ game	Points/ game	FG Pct	3FG Pct	FT Pct	Rebounds/ game	Assists/ game	Turnovers/ game	Assist/Turnover ratio	Steals/ game	Blocks/ game
6	2.6	0.8	50.0	0.0	50.0	0.5	0.0	0.2	0.0	0.0	0.2

SEASON/CAREER HIGHS

	2026-27 SEASON	CAREER HIGHS
POINTS	3 at Georgetown (11/7/26)	
REBOUNDS	2 vs. Alcorn State (11/16/26)	
ASSISTS	-	
BLOCKS	1 vs. Alcorn State (11/16/26)	
STEALS	-	
FGM	1, 2x, last vs. Alcorn State (11/16/26)	
FGA	2 vs. Alcorn State (11/16/26)	
3FGM	-	
3FGA	1 vs. Bucknell (11/2/26)	
FTM	1 at Georgetown (11/7/26)	
FTA	2 at Georgetown (11/7/26)	
MINUTES	6 vs. Alcorn State (11/16/26)	

MISCELLANEOUS STATS

Category	Season	Career	Last Time
Double-Figure Scoring	-	-	-
20-plus Points	-	-	-
30-plus Points	-	-	-
5-plus Rebounds	-	-	-
10-plus Rebounds	-	-	-
5-plus Assists	-	-	-
3-plus Steals	-	-	-
3-plus Blocks	-	-	-
Double-Doubles	-	-	-

CAREER STATS

				Field Goals		3-Point		F-Throws		Rebounds									Scoring	
SEASON	TEAM	GP-GS	MIN/AVG	FG-FGA	FG%	3FG-3FGA	3FG%	FT-FTA	FT%	OFF	DEF	TOT	AVG	PF-FO	A	TO	BLK	STL	PTS	AVG
2026-27	MD	6-0	16/2.6	2-4	.500	0-1	.000	1-2	.500	1	2	3	0.5	3-0	0	1	1	0	5	0.8
TOTAL		**6-0**	**16/2.6**	**2-4**	**.500**	**0-1**	**.000**	**1-2**	**.500**	**1**	**2**	**3**	**0.5**	**3-0**	**0**	**1**	**1**	**0**	**5**	**0.8**



#18 GUILLERMO DEL PINO

SOPHOMORE ▪ GUARD ▪ 6-5 ▪ 183 ▪ CORDOBA, SPAIN ▪ UNICAJA MALAGA ACADEMY
MAJOR: LETTERS AND SCIENCES GUILLE.DPL GEE-ER-MO DEL-PEENO

SCAN FOR FULL BIO

2025-26 (FRESHMAN)

Played in 24 games with two starts averaging 9.0 minutes per game ... Averaged 1.5 points and 0.7 rebounds per game ... Had 12 assists, nine steals, and three blocks during the year ... Earned the starting nod in the first two games of the season: vs. Coppin State (11/3), vs. Georgetown (11/7) ... In the Coppin State game, had his first career rebound, assist, and steal ... Scored his first collegiate points in the win over Alcorn State - finished seven points (3-of-4 FG), two assists, one rebound, and one block ... Scored a season-high 10 points against No. 8 Alabama (11/26) going 3-of-4 from the floor with a pair of three pointers - also had a pair of steals in the game ... Missed the Michigan, Virginia, Old Dominion, Oregon, Indiana, UCLA, and USC games due to injury ... Returned to the line-up against Penn State (1/18) ... Played a season-high 27 minutes while hitting a key pair of three-pointers in win over Washington (2/21) - head coach Buzz Williams called him the MVP of the game ... Also had three assists, two rebounds, and blocked the potential game-tying shot against the Huskies ... Hit a pair of three pointers to finish with six points at Wisconsin (3/4).

PREP/PERSONAL

Earned all-star honors at the NBA's Basketball Without Borders camp in February 2024 ... MVP of the 2023 FIBA Under-16 European Championship where he averaged 14.6 points in leading Spain to the Gold medal ... Scored 26 points in the quarterfinals against Slovenia and 22 points in the final against Italy; shot 45.5 percent from three-point range ... Became the third consecutive Spanish player to win MVP ... Key member at just 17 years old of the Cordoba Club de Balconcesto of the Spanish Segunda League where he averaged 10.3 points in 17 games during the 2024-25 season ... Averaged 11 points through seven games at the FIBA Under-17 Basketball World Cup in Turkey where he was also named to the all-star team ... According to NBADraft.net, was ranked as a top-10 international prospect in July 2024 ... Alvin Aubinoe Memorial Basketball Scholarship recipient

2026-27 GAME-BY-GAME

				Total		3-Pointers		Free throws		Rebounds										
Opponent	Date	GS	MIN	FG-FGA	PCT	3FG-3FGA	PCT	FT-FTA	PCT	OFF	DEF	TOT	AVG	PF	A	TO	BLK	STL	PTS	AVG
Alcorn	11/16/2026		07:49	4-5	.800	1-2	.500	2-2	1.000	2	2	4	4.0	1	0	0	0	0	11	11.0
Wagner	11/20/2026		02:36	0-2	.000	0-2	.000	0-0	.000	0	0	0	2.0	0	0	0	0	0	0	5.5
Totals		**0**	**10:25**	**4-7**	**.571**	**1-4**	**.250**	**2-2**	**1.000**	**2**	**2**	**4**	**2.0**	**1**	**0**	**0**	**0**	**0**	**11**	**5.5**

Player Averages

Games Played	Minutes/ game	Points/ game	FG Pct	3FG Pct	FT Pct	Rebounds/ game	Assists/ game	Turnovers/ game	Assist/Turnover ratio	Steals/ game	Blocks/ game
2	5.2	5.5	57.1	25.0	100.0	2.0	0.0	0.0	0.0	0.0	0.0

SEASON/CAREER HIGHS

	2026-27 SEASON	CAREER HIGHS
POINTS	11 vs. Alcorn State (11/16/26)	11 vs. Alcorn State (11/16/26)
REBOUNDS	4 vs. Alcorn State (11/16/26)	4 vs. Alcorn State (11/16/26)
ASSISTS	-	3 vs. Washington (2/21/26)
BLOCKS	-	1, 3x, last at #12 Nebraska (2/25/26)
STEALS	-	2 vs. #8 Alabama (11/26/25)
FGM	4 vs. Alcorn State (11/16/26)	4 vs. Alcorn State (11/16/26)
FGA	5 vs. Alcorn State (11/16/26)	8 at Wisconsin (3/4/26)
3FGM	1 vs. Alcorn State (11/16/26)	2, 3x, last at Wisconsin (3/4/26)
3FGA	2, 2x, last vs. Wagner (11/20/26)	6 at Wisconsin (3/4/26)
FTM	2, 2x, last vs. Alcorn State (11/16/26)	2, 2x, last vs. Alcorn State (11/16/26)
FTA	2, 3x, last vs. Alcorn State (11/16/26)	2, 3x, last vs. Alcorn State (11/16/26)
MINUTES	8 vs. Alcorn State (11/16/26)	27, 2x, last vs. Rutgers (3/1/26)

MISCELLANEOUS STATS

Category	Season	Career	Last Time
Double-Figure Scoring	2	2	11 vs. Alcorn State (11/16/26)
20-plus Points	-	-	-
30-plus Points	-	-	-
5-plus Rebounds	-	-	-
10-plus Rebounds	-	-	-
5-plus Assists	-	-	-
5-plus Steals	-	-	-
3-plus Blocks	-	-	-
Double-Doubles	-	-	-

CAREER STATS

				Field Goals		3-Point		F-Throws		Rebounds								Scoring	
SEASON	TEAM	GP-GS	MIN/AVG	FG-FGA	FG%	3FG-3FGA	3FG%	FT-FTA	FT%	OFF	DEF	TOT	AVG	PF-FO	A	TO	BLK	STL	PTS	AVG
2025-26	MD	24-2	216/9.0	13-46	.283	8-29	.276	2-4	.500	2	14	16	0.7	17-0	12	14	3	9	36	1.5
2026-27	MD	2-0	10/5.2	4-7	.571	1-4	.250	2-2	1.000	2	2	4	2.0	1-0	0	0	0	0	11	5.5
TOTAL		**26-2**	**226/8.7**	**17-53**	**.321**	**9-33**	**.273**	**4-6**	**.667**	**4**	**16**	**20**	**0.8**	**18-0**	**12**	**14**	**3**	**9**	**47**	**1.8**



#20 MICHAEL MCNAIR, JR.

GRADUATE • GUARD • 6-5 • 205 • TEMECULA, CALIF. • LINFIELD CHRISTIAN • BOSTON UNIVERSITY
MAJOR: MANAGEMENT STUDIES GMIIKE34 / MIKEE_MCNAIR

SCAN FOR FULL BIO

2025-26 (JUNIOR AT BOSTON UNIVERSITY)

Started all 34 games and helped lead Boston University to its first Patriot League title game appearance since 2020 ... Earned All-Patriot League First Team and Academic All-Patriot League Team honors ... Averaged 16.9 points, 5.1 rebounds, 2.1 assists, and 1.0 steals in 36.1 minutes per game ... Shot 47.9% from the field, 44.4% from 3-point range, and 73.8% at the free throw line ... Finished fifth nationally in 3-point percentage and 18th nationally with a program-record 110 made 3-pointers ... Ranked third all-time in Patriot League history for single-season made 3-pointers ... Logged 1,226 minutes played, the second-most in school history, while his 576 points ranked ninth in a season at BU ... Scored 20-plus points 12 times and posted three double-doubles ... Recorded at least three assists in 10 games ... Made at least three 3-pointers in 24 contests and at least five 3-pointers nine times ... Led the team with 35 steals, including a season-high four steals against Brown (11/12) ... Averaged 24.0 points while shooting 13-of-21 from 3-point range in games at Northwestern (11/7) and Penn State (11/25) ... Earned Patriot League Player of the Week and CollegeInsider.com National Player of the Week honors after averaging 28.5 points and shooting 12-of-16 from 3-point range in wins over Lafayette (1/7) and Army (1/10) ... Posted his first collegiate double-double with 15 points and 12 rebounds against Loyola Maryland (2/7) ... Added double-doubles against Colgate (2/16) and American (2/28) ... Scored 22 points with seven rebounds and five 3-pointers in a Patriot League semifinal upset victory over the top seed.

HIGH SCHOOL

Four-time All-League First Team selection at Linfield Christian High School ... Earned All-State Second Team honors as a senior and First Team honors as a sophomore ... Named team MVP during his junior and senior seasons ... Helped lead his team to a CIF title and a runner-up finish in the state tournament while earning All-CIF First Team recognition as a sophomore ... Also competed for the Gamepoint club team.

PERSONAL

Parents are Sarah Rockett, Ron Rockett, and Michael McNair Sr. ... Father averaged 9.7 points and 2.4 assists per game during his collegiate career at Northern Arizona, while Rockett played football at Wyoming ... Enjoys learning the guitar, video games, and playing golf ... Has four siblings: Maya, Mia, Titus, Sanai ... Majoring in management studies.

2026-27 GAME-BY-GAME

				Total		3-Pointers		Free throws		Rebounds										
Opponent	Date	GS	MIN	FG-FGA	PCT	3FG-3FGA	PCT	FT-FTA	PCT	OFF	DEF	TOT	AVG	PF	A	TO	BLK	STL	PTS	AVG
Bucknell	11/02/2026	*	20:54	2-3	.667	2-3	.667	0-0	.000	3	0	3	3.0	3	2	0	1	1	6	6.0
at Georgetown	11/07/2026	*	21:33	0-2	.000	0-1	.000	0-0	.000	0	0	0	1.5	4	0	2	0	2	0	3.0
Virginia	11/13/2026		17:57	3-6	.500	3-6	.500	6-6	1.000	3	0	3	2.0	0	0	0	0	1	15	7.0
Alcorn	11/16/2026	*	21:10	4-7	.571	4-6	.667	2-2	1.000	0	1	1	1.8	2	2	1	0	0	14	8.8
Wagner	11/20/2026	*	19:20	0-4	.000	0-4	.000	1-2	.500	1	2	3	2.0	1	1	1	0	2	1	7.2
vs Tennessee	11/24/2026	*	28:48	1-8	.125	1-6	.167	2-2	1.000	2	3	5	2.5	2	0	1	0	1	5	6.8
Totals		**5**	**129:42**	**10-30**	**.333**	**10-26**	**.385**	**11-12**	**.917**	**9**	**6**	**15**	**2.5**	**12**	**5**	**5**	**1**	**7**	**41**	**6.8**

Player Averages

Games Played	Minutes/ game	Points/ game	FG Pct	3FG Pct	FT Pct	Rebounds/ game	Assists/ game	Turnovers/ game	Assist/Turnover ratio	Steals/ game	Blocks/ game
6	21.6	6.8	33.3	38.5	91.7	2.5	0.8	0.8	1.0	1.2	0.2

SEASON/CAREER HIGHS

	2026-27 SEASON	CAREER HIGHS
POINTS	15 vs. #6 Virginia (11/13/26)	29 at Lafayette (1/7/26)
REBOUNDS	5 vs. #9 Tennessee (11/24/26)	12 vs. Loyola (MD) (2/7/26)
ASSISTS	2, 2x, last vs. Alcorn State (11/16/26)	7 vs. Northeastern (11/4/24)
STEALS	2, 2x, last vs. Wagner (11/20/26)	4 vs. Harvard (11/22/25)
BLOCKS	1 vs. Bucknell (11/2/26)	2, 2x, last vs. Colgate (2/16/26)
FGM	4 vs. Alcorn State (11/16/26)	11 at Lafayette (1/7/26)
FGA	8 vs. #9 Tennessee (11/24/26)	18 vs. Bucknell (2/14/26)
3FGM	4 vs. Alcorn State (11/16/26)	7, 2x, last vs. Army (1/10/26)
3FGA	6, 3x, last vs. #9 Tennessee (11/24/26)	11, 2x, last vs. Bucknell (2/14/26)
FTM	6 vs. #6 Virginia (11/13/26)	9 at Colgate (1/24/26)
FTA	6 vs. #6 Virginia (11/13/26)	11 at Colgate (1/24/26)
MINUTES	29 vs. #9 Tennessee (11/24/26)	49 at Bucknell (1/31/26)

MISCELLANEOUS STATS

Category	Season	Career	Last Time
Double-Figure Scoring	2	50	14 vs. Alcorn State (11/16/26)
20-plus Points	0	14	22 at Navy (3/8/26)
30-plus Points	0	0	-
5-plus Rebounds	1	31	5 vs. #9 Tennessee (11/24/26)
10-plus Rebounds	0	3	10 at American (2/28/26)
5-plus Assists	0	4	5 vs. Army (1/10/26)
5-plus Steals	0	0	-
3-plus Blocks	0	0	-
Double-Doubles	0	3	21 pts, 10 reb at American (2/28/26)

CAREER STATS

				Field Goals		3-Point		F-Throws		Rebounds									Scoring	
SEASON	TEAM	GP-GS	MIN/AVG	FG-FGA	FG%	3FG-3FGA	3FG%	FT-FTA	FT%	OFF	DEF	TOT	AVG	PF-FO	A	TO	BLK	STL	PTS	AVG
2023-24	BU	28-0	220/7.8	19-62	.306	9-34	.265	11-17	.647	7	23	30	1.1	13-0	8	13	1	4	58	2.1
2024-25	BU	31-31	906/29.2	102-237	.430	69-169	.408	39-55	.709	31	71	102	3.3	59-2	45	55	4	19	312	10.1
2025-26	BU	34-34	1226/36.1	195-407	.479	110-248	.444	76-103	.738	34	141	175	5.1	56-0	73	43	13	35	576	16.9
2026-27	MD	6-5	130/21.6	10-30	.333	10-26	.385	11-12	.917	9	6	15	2.5	12-0	5	5	1	7	41	6.8
TOTAL FOR MD		**6-5**	**130/21.6**	**10-30**	**.333**	**10-26**	**.385**	**11-12**	**.917**	**9**	**6**	**15**	**2.5**	**12-0**	**5**	**5**	**1**	**7**	**41**	**6.8**
TOTAL		**99-70**	**2482/25.1**	**326-736**	**.443**	**198-477**	**.415**	**137-187**	**.733**	**81**	**241**	**322**	**3.3**	**140-2**	**131**	**116**	**19**	**65**	**987**	**10.0**



#21 PHARREL PAYNE

REDSHIRT SENIOR • FORWARD/CENTER • 6-9 • 250 • COTTAGE GROVE, MINN. • PARK HS • MINNESOTA • TEXAS A&M

MAJOR: SOCIOLOGY PHARRELPAYNE_22 / PHARRELPAYNE FAH-REL

SCAN FOR FULL BIO

2025-26 (SENIOR)

Started all 10 games played during the season missing 23 due to injury ... Averaged a team-best 17.5 points while adding 7.2 rebounds ... Also averaged 26.9 minutes, 1.4 assists, and 1.1 blocks per game ... Shot .624 overall from the field (53-85) and .719 at the free throw line (69-96) ... Had three double-doubles during the season: 17 pts/14 reb at Iowa (12/6), 30 pts/10 reb vs. Wagner (12/2), and 17 pts/11 reb vs. Georgetown (11/7) ... Reached double digit points in nine games including four 20-point games ... Reached double figures three times in rebounds ... His 30 points against Wagner were a career high as were his 14 rebounds against Iowa ... In the Wagner game, was 14-of-20 at the free throw line which were career highs for both categories ... Tallied 14 points, four rebounds, four assists, and two blocks against #8 Alabama (11/26) ... Dropped 14 points, seven rebounds, and two steals versus #12 Gonzaga (11/25) ... Shot 7-8 from the floor posting 20 points, eight rebounds, and one block in a win over UNLV (11/24) ... Had 13 points, two assists, one rebound, and one steal in a road game against Marquette (11/15) ... Racked up 22 points and seven rebounds in a win over Alcorn State (11/11) ... Recorded 21 points, six rebounds, two assists, and one steal in the first game of the season against Coppin State (11/3) - the 21 points were the most ever for a Terp transfer in a season-opener.

2024-25 (JUNIOR AT TEXAS A&M)

Started 14 of 34 games played and ranked third on the team in scoring (10.4 ppg) – one of only three players to average double figures for the year ... Also averaged 5.1 rebounds per game which was also third-best on the squad ... Shot a team-best 64.6 percent from the field (128-of-198) ... Finished the season with 352 total points and 173 rebounds (89 offensive) ... Had 36 blocked shots for the year which ranked second on the team ... Had a season-high and career-high 26 points against Michigan (3/22) and 11 rebounds against Oklahoma (1/28) ... Posted two double-doubles on the year: 10 points, 11 rebounds vs. Oklahoma (1/28) and 25 points, 10 rebounds vs. Yale (3/20) ... Averaged 25.5 points and 7.5 rebounds in a pair of NCAA Tournament games (25 vs. Yale, 26 vs. Michigan) ... Was a combined 20-of-25 in those two postseason games ... Had 16 double-figure scoring games for the year including five 20 points games.

PREP/PERSONAL

Mr. Basketball Top 10 finalist, which is given to the top boy's basketball player in the state of Minnesota ... First team all-state as a senior at Park High School ... Second Team All-Metro ... Averaged 22 points, 12 rebounds and two blocks per game as a senior ... Helped the Wolfpack to a 20-9 overall record ... had 10 games with at least 20 points his senior year and three 30-point games ... averaged 15 points per game and 10 rebounds as a junior ... Had a breakout AAU season this past summer with Minnesota Select under the direction of former Gopher Mitch Ohnstad ... Scored double-digits in 16 of 20 games ... Rated the No. 83 recruit nationally ... Son of George and Emma Payne ... Often referred to as "Ngochi", pronounced 'go-chee' .

2026-27 GAME-BY-GAME

				Total		3-Pointers		Free throws		Rebounds										
Opponent	Date	GS	MIN	FG-FGA	PCT	3FG-3FGA	PCT	FT-FTA	PCT	OFF	DEF	TOT	AVG	PF	A	TO	BLK	STL	PTS	AVG
Bucknell	11/02/2026	*	23:55	5-6	.833	0-0	.000	3-9	.333	3	3	6	6.0	1	0	2	2	2	13	13.0
at Georgetown	11/07/2026	*	30:37	10-14	.714	0-1	.000	8-8	1.000	7	1	8	7.0	4	0	3	0	0	28	20.5
Virginia	11/13/2026	*	34:27	6-10	.600	0-0	.000	8-10	.800	1	2	3	5.7	2	2	2	1	0	20	20.3
Alcorn	11/16/2026	*	15:37	4-5	.800	0-0	.000	4-6	.667	1	3	4	5.3	0	1	2	0	0	12	18.3
Wagner	11/20/2026	*	25:30	9-11	.818	0-0	.000	7-11	.636	5	8	13	6.8	2	1	2	4	0	25	19.6
vs Tennessee	11/24/2026	*	16:23	1-4	.250	0-0	.000	3-5	.600	3	2	5	6.5	5	0	1	0	0	5	17.2
Totals		**6**	**146:29**	**35-50**	**.700**	**0-1**	**.000**	**33-49**	**.673**	**20**	**19**	**39**	**6.5**	**14**	**4**	**12**	**7**	**2**	**103**	**17.2**

Player Averages

Games Played	Minutes/ game	Points/ game	FG Pct	3FG Pct	FT Pct	Rebounds/ game	Assists/ game	Turnovers/ game	Assist/Turnover ratio	Steals/ game	Blocks/ game
6	24.4	17.2	70.0	0.0	67.3	6.5	0.7	2.0	0.3	0.3	1.2

SEASON/CAREER HIGHS

	2026-27 SEASON	CAREER HIGHS
POINTS	28 at Georgetown (11/7/26)	30 vs. Wagner (12/2/25)
REBOUNDS	13 vs. Wagner (11/20/26)	14 at Iowa (12/6/25)
ASSISTS	2 vs. #6 Virginia (11/13/26)	6 vs. Penn State (2/18/23)
BLOCKS	4 vs. Wagner (11/20/26)	5 at Indiana (1/14/24)
STEALS	2 vs. Bucknell (11/2/26)	2, 5x last vs. #12 Gonzaga (11/25/25)
FGM	10 at Georgetown (11/7/26)	10, 3x last at Georgetown (11/7/26)
FGA	14 at Georgetown (11/7/26)	15 at #1 Florida (3/1/25)
3FGM	-	-
3FGA	1 at Georgetown (11/7/26)	1, 2x, last at Georgetown (11/7/26)
FTM	8, 2x, last vs. #6 Virginia (11/13/26)	14 vs. Wagner (12/2/25)
FTA	11 vs. Wagner (11/20/26)	20 vs. Wagner (12/2/25)
MINUTES	34 vs. #6 Virginia (11/13/26)	40 vs. California Baptist (11/21/2022)

MISCELLANEOUS STATS

Category	Season	Career	Last Time
Double-Figure Scoring	5	57	25 vs. Wagner (11/20/26)
20-plus Points	3	13	25 vs. Wagner (11/20/26)
30-plus Points	0	1	30 vs. Wagner (12/2/25)
5-plus Rebounds	4	67	5 vs. #9 Tennessee (11/24/26)
10-plus Rebounds	1	12	13 vs. Wagner (11/20/26)
5-plus Assists	0	1	6 vs Penn State (2/18/25)
3-plus Steals	0	-	-
3-plus Blocks	1	16	4 vs. Wagner (11/20/26)
Double-Doubles	1	11	25 pts, 13 reb vs. Wagner (11/20/26)

CAREER STATS

				Field Goals		3-Point		F-Throws		Rebounds									Scoring	
SEASON	TEAM	GP-GS	MIN/AVG	FG-FGA	FG%	3FG-3FGA	3FG%	FT-FTA	FT%	OFF	DEF	TOT	AVG	PF-FO	A	TO	BLK	STL	PTS	AVG
2022-23	MINN	30-4	661/22.0	97-140	.693	0-0	.000	53-109	.486	49	107	156	5.2	77-2	40	63	32	14	247	8.2
2023-24	MINN	32-19	747/23.3	130-216	.602	0-1	.000	60-127	.472	77	117	194	6.1	70-1	37	50	44	10	320	10.0
2024-25	AM	34-14	684/20.1	128-198	.646	0-0	.000	96-165	.582	89	84	173	5.1	68-1	15	43	36	9	352	10.4
2025-26	MD	10-10	269/26.9	53-85	.624	0-0	.000	69-96	.719	32	40	72	7.2	22-0	14	27	11	4	175	17.5
2026-27	MD	6-6	146/24.4	35-50	.700	0-1	.000	33-49	.673	20	19	39	6.5	14-1	4	12	7	2	103	17.2
TOTAL FOR MD		**16-16**	**415/25.9**	**88-135**	**.652**	**0-1**	**.000**	**102-145**	**.703**	**52**	**59**	**111**	**6.9**	**36-1**	**18**	**39**	**18**	**6**	**278**	**17.4**
TOTAL		**112-53**	**2507/22.4**	**443-689**	**.643**	**0-2**	**.000**	**311-546**	**.570**	**267**	**367**	**634**	**5.7**	**251-5**	**110**	**195**	**130**	**39**	**1197**	**10.7**



#23 TOMISLAV BULJAN

SOPHOMORE ▪ FORWARD ▪ 6-9 ▪ 250 ▪ SPLIT, CROATIA ▪ KK CEDEVITA JUNIOR ▪ NEW MEXICO
MAJOR: LETTERS & SCIENCES T.BULJAN TOM-AH-SLAV BOOL-YAHN

SCAN FOR FULL BIO

CAREER SUMMARY

2025-26 2nd Team All-Mountain West honoree who led the conference in rebounding and double-doubles ... Averaged 13.1 points and 10.3 rebounds during his freshman season at New Mexico while setting the school record with 141 offensive rebounds ... Prior to New Mexico, led the Croatian Premijer Liga in rebounding in 2024-25 while playing for KK Cedevita Junior.

2025-26 (FRESHMAN AT NEW MEXICO)

Second Team All-Mountain West ... Second Team NABC All-Mountain District ... Three-time Mountain West Freshman of the Week (Nov. 24, Dec. 8, Jan. 5) ... Made 35 starts during the season ... Averaged 13.1 points and 10.3 rebounds per game becoming the only Mountain West player to average a double-double ... Led the Mountain West in rebounding (10.3 rpg) and double-doubles (17) ... Set a school record with 141 offensive rebounds ... Posted 23 double-figure scoring games including six 20-point performances ... Recorded a season-high 27 points with 11 rebounds against Saint Joseph's in the NIT Quarterfinals (3/24) ... Tallied 19 points and a New Mexico freshman-record 21 rebounds against Mississippi State (11/21) ... Scored 25 points on 10-of-11 shooting with 14 rebounds versus San Jose State in the Mountain West Quarterfinals (3/12) ... Added 25 points on 11-of-13 shooting with 12 rebounds against Wyoming (1/3).

CLUB

Played for KK Cedevita Junior in Zagreb, Croatia ... Averaged 12.5 points and 8.8 rebounds per game during the 2024-25 season ... Led the Croatian Premijer Liga in rebounding ... Recorded a triple-double in May 2025 with 18 points, 20 rebounds, and 12 assists against Osijek ... His 20 rebounds in that game marked the highest single-game rebounding total in the league that season.

INTERNATIONAL

Represented the Croatian National Team at numerous youth levels including the U20 level in 2022 ... Made his debut with the Croatia National Team in 2023.

PERSONAL

Born November 3 ... Son of Enes and Marijana Buljan ... Has a younger sister, Gabriela ... Father played professional basketball in Italy, Germany, and Croatia and currently works as a youth coach ... Also played soccer growing up ... Enjoys watching movies and tv shows, playing ping-pong and bowling ... Majoring in multi-interdisciplinary studies.

2026-27 GAME-BY-GAME

				Total		3-Pointers		Free throws		Rebounds										
Opponent	Date	GS	MIN	FG-FGA	PCT	3FG-3FGA	PCT	FT-FTA	PCT	OFF	DEF	TOT	AVG	PF	A	TO	BLK	STL	PTS	AVG
Bucknell	11/02/2026	*	20:00	3-6	.500	0-0	.000	4-4	1.000	5	2	7	7.0	1	0	1	0	2	10	10.0
at Georgetown	11/07/2026	*	20:49	1-4	.250	0-0	.000	2-2	1.000	6	4	10	8.5	2	1	3	0	0	4	7.0
Virginia	11/13/2026		21:58	2-2	1.000	0-0	.000	4-6	.667	2	4	6	7.7	3	0	0	0	1	8	7.3
Alcorn	11/16/2026		22:42	3-3	1.000	0-0	.000	3-6	.500	1	9	10	8.3	4	2	0	0	2	9	7.8
Wagner	11/20/2026	*	23:15	2-4	.500	0-1	.000	3-4	.750	2	2	4	7.4	3	0	3	0	2	7	7.6
vs Tennessee	11/24/2026	*	29:16	4-10	.400	0-1	.000	5-7	.714	8	3	11	8.0	3	2	2	0	1	13	8.5
Totals		**4**	**138:01**	**15-29**	**.517**	**0-2**	**.000**	**21-29**	**.724**	**24**	**24**	**48**	**8.0**	**16**	**5**	**9**	**0**	**8**	**51**	**8.5**

Player Averages

Games Played	Minutes/ game	Points/ game	FG Pct	3FG Pct	FT Pct	Rebounds/ game	Assists/ game	Turnovers/ game	Assist/Turnover ratio	Steals/ game	Blocks/ game
6	23.0	8.5	51.7	0.0	72.4	8.0	0.8	1.5	0.6	1.3	0.0

SEASON/CAREER HIGHS

	2026-27 SEASON	CAREER HIGHS
POINTS	13 vs. #9 Tennessee (11/24/26)	27 vs. Saint Joseph's (3/24/26)
REBOUNDS	11 vs. #9 Tennessee (11/24/26)	21 vs. Mississippi State (11/21/25)
ASSISTS	2, 2x, last vs. #9 Tennessee (11/24/26)	6 vs. Sam Houston State (3/18/26)
STEALS	2, 3x, last vs. Wagner (11/20/26)	4 at San Diego State (1/17/26)
BLOCKS	-	2, 5x, last vs. Sam Houston State (3/18/26)
FGM	4 vs. #9 Tennessee (11/24/26)	12 vs. Saint Joseph's (3/24/26)
FGA	10 vs. #9 Tennessee (11/24/26)	18 vs. Saint Joseph's (3/24/26)
3FGM	-	2, 2x, vs. Saint Joseph's (3/24/26)
3FGA	1 vs. Wagner (11/20/26)	3, 2x, vs. Tulsa (4/2/26)
FTM	5 vs. #9 Tennessee (11/24/26)	9 vs. Utah State (2/4/26)
FTA	7 vs. #9 Tennessee (11/24/26)	14 vs. Utah State (2/4/26)
MINUTES	29 vs. #9 Tennessee (11/24/26)	32 ,2x, last vs. Saint Joseph's (3/24/26)

MISCELLANEOUS STATS

Category	Season	Career	Last Time
Double-Figure Scoring	2	25	13 vs. #9 Tennessee (11/24/26)
20-plus Points	0	6	27 vs. Saint Joseph's (3/24/26)
30-plus Points	0	0	-
5-plus Rebounds	5	36	11 vs. #9 Tennessee (11/24/26)
10-plus Rebounds	3	26	11 vs. #9 Tennessee (11/24/26)
5-plus Assists	0	1	6 vs. Sam Houston State (3/18/26)
5-plus Steals	0	0	-
3-plus Blocks	0	0	-
Double-Doubles	1	18	13 pts, 11 reb vs. #9 Tennessee (11/24/26)

CAREER STATS

				Field Goals		3-Point		F-Throws		Rebounds									Scoring	
SEASON	TEAM	GP-GS	MIN/AVG	FG-FGA	FG%	3FG-3FGA	3FG%	FT-FTA	FT%	OFF	DEF	TOT	AVG	PF-FO	A	TO	BLK	STL	PTS	AVG
2025-26	UNM	35-35	907/25.9	174-322	.540	8-26	.308	102-168	.607	141	219	360	10.3	71-0	51	64	18	39	458	13.1
2026-27	MD	6-4	138/23.0	15-29	.517	0-2	.000	21-29	.724	24	24	48	8.0	16-0	5	9	0	8	51	8.5
TOTAL FOR MD		**6-4**	**138/23.0**	**15-29**	**.517**	**0-2**	**.000**	**21-29**	**.724**	**24**	**24**	**48**	**8.0**	**16-0**	**5**	**9**	**0**	**8**	**51**	**8.5**
TOTAL		**41-39**	**1045/25.5**	**189-351**	**.538**	**8-28**	**.286**	**123-197**	**.624**	**165**	**243**	**408**	**10.0**	**87-0**	**56**	**73**	**18**	**47**	**509**	**12.4**



#24 ALEX K'MEDEHOUTO

JUNIOR • CENTER • 7-0 • 235 • LOME, TOGO • PRESTIGE PREP ACADEMY • FRANK PHILLIPS COLLEGE • SOUTH PLAINS COLLEGE
MAJOR: SOCIOLOGY KMEDEHOUTO_ATSOUVI_ALEXANDRE / MEDEHOUTOK57952 MEH-DOO-TOE

SCAN FOR FULL BIO

CAREER SUMMARY

Spent two seasons in junior college playing at Frank Phillips College from 2024-25 and at South Plains College in 2025-26 ... Played in 65 total games with 47 career starts ... Between both schools, averaged 3.8 points, 5.4 rebounds and 1.9 blocks per game ... Played at Prestige Prep Academy in Fort Lauderdale in 2023-24 for his postgrad year.

2025-26 (SOPHOMORE AT SOUTH PLAINS COLLEGE)

Started 30 of 32 games played where he averaged 3.8 points, 4.6 rebounds, and 1.2 blocks per game ... Shot 74.3 percent from the floor going 52-of-70 for the year ... Had 148 total rebounds including 52 on the offensive glass ... Had 39 blocked shots and 13 steals ... Scored a season-high 12 points against his former team Frank Phillips (2/12) ... Posted 11 points against New Mexico Junior College (1/19) ... Tallied 10 points and had eight rebounds against New Mexico Military Institute (2/16) ... Had a season-high four blocked shots against Howard College (1/29) ... Posted a season-high 10 rebounds in his first game of the season against Otero College (11/7) ... Tied his season-high with 10 rebounds against New Mexico Military Institute (1/15).

2024-25 (FRESHMAN AT FRANK PHILLIPS COLLEGE)

Started 17 of 33 games played where he averaged 3.7 points, 6.2 rebounds, and 2.5 blocks per game ... Shot 71.4 percent from the floor going 55-of-77 ... Had 203 total rebounds (67 offensive), 83 blocked shots, and 12 steals ... Helped Frank Phillips go 24-9 overall to reach its first NJCAA national tournament since 1958 ... Posted double-figure scoring three times including a career-high 22 points on a perfect 11-of-11 shooting effort from the field against New Mexico Military Institute (1/13) ... Also added 10 rebounds against NMMI (1/13) ... Had 12 points and a career-high 17 rebounds against Western Texas College (3/3) and 10 points against Midland College (2/17) ... In eight games during the season, had double-figure rebounds ... Also nearly had a double-double with 10 rebounds and a career-high nine blocked shots against Trinidad State College (11/14).

PERSONAL:

Full name is Alexandre Kokou K'Medehouto ... Son of Kakpo K'Medehouto ... Has two siblings: Ramadan and Semira ... Enjoys watching anime ... Intends to major in sociology.

2026-27 GAME-BY-GAME

				Total		3-Pointers		Free throws		Rebounds										
Opponent	Date	GS	MIN	FG-FGA	PCT	3FG-3FGA	PCT	FT-FTA	PCT	OFF	DEF	TOT	AVG	PF	A	TO	BLK	STL	PTS	AVG
Alcorn	11/16/2026		01:28	0-0	.000	0-0	.000	0-0	.000	0	0	0	0.0	0	0	0	0	0	0	0.0
Totals		**0**	**01:28**	**0-0**	**.000**	**0-0**	**.000**	**0-0**	**.000**	**0**	**0**	**0**	**0.0**	**0**	**0**	**0**	**0**	**0**	**0**	**0.0**

Player Averages

Games Played	Minutes/ game	Points/ game	FG Pct	3FG Pct	FT Pct	Rebounds/ game	Assists/ game	Turnovers/ game	Assist/Turnover ratio	Steals/ game	Blocks/ game
1	1.5	0.0	0.0	0.0	0.0	0.0	0.0	0.0	0.0	0.0	0.0

SEASON/CAREER HIGHS

	2026-27 SEASON	CAREER HIGHS
POINTS	-	22 vs. New Mexico Military Inst. (1/13/25)
REBOUNDS	-	12 vs. Florida Southwestern (12/30/24)
ASSISTS	-	2 vs. Trinidad State (11/14/24)
BLOCKS	-	9 vs. Trinidad State (11/14/24)
STEALS	-	3 vs. Panola College (3/25/25)
FGM	-	11 vs. New Mexico Military Inst. (1/13/25)
FGA	-	11 vs. New Mexico Military Inst. (1/13/25)
3FGM	-	-
3FGA	-	1 vs. Howard College (3/6/25)
FTM	-	2, 3x, last vs. New Mexico JC (2/24/25)
FTA	-	4 vs. New Mexico JC (2/24/25)
MINUTES	1 vs. Alcorn State (11/16/26)	29 vs. Florida Southwestern (12/30/24)

MISCELLANEOUS STATS

Category	Season	Career	Last Time
Double-Figure Scoring	-	6	10 vs. New Mexico Military (2/16/26)
20-plus Points	-	1	22 vs. New Mexico Military (1/13/25)
30-plus Points	-	-	-
5-plus Rebounds	-	-	5 vs. Midland College (3/13/26)
10-plus Rebounds	-	-	10 vs. New Mexico Military (1/15/26)
5-plus Assists	-	-	-
3-plus Steals	-	1	3 vs. Panola College (3/25/25)
3-plus Blocks	-	18	4 at Howard College (1/29/26)
Double-Doubles	-	2	12 pts, 17 reb vs. Western Texas (3/3/25)

CAREER STATS

				Field Goals		3-Point		F-Throws		Rebounds									Scoring	
SEASON	TEAM	GP-GS	MIN/AVG	FG-FGA	FG%	3FG-3FGA	3FG%	FT-FTA	FT%	OFF	DEF	TOT	AVG	PF-FO	A	TO	BLK	STL	PTS	AVG
2026-27	MD	1-0	1/1.5	0-0	.000	0-0	.000	0-0	.000	0	0	0	0.0	0-0	0	0	0	0	0	0.0
TOTAL		**1-0**	**1/1.5**	**0-0**	**.000**	**0-0**	**.000**	**0-0**	**.000**	**0**	**0**	**0**	**0.0**	**0-0**	**0**	**0**	**0**	**0**	**0**	**0.0**



#25 ROBERT JENNINGS II

GRADUATE • FORWARD • 6-8 • 225 • DESOTO, TEXAS • ALLIANCE OF CHRISTIAN ATHLETES • TEXAS TECH • OKLAHOMA STATE
MAJOR: MANAGEMENT STUDIES _.RJ25 / RJGETBUCKETS

SCAN FOR FULL BIO

2025-26 (SENIOR AT OKLAHOMA STATE)

Earned a medical redshirt for the 2025-26 season where he played in just three games before being injured ... Entered the season as the lone returning member of Oklahoma State's rotation.

2024-25 (JUNIOR AT OKLAHOMA STATE)

Started all 35 games for the Cowboys and averaged 5.4 points and 3.4 rebounds in 16.5 minutes per game ... Shot a career-best 78.3 percent from the free throw line on 92 attempts ... Drew 4.6 fouls per 40 minutes which ranked second on the team and 12th among qualifying Big 12 players ... Scored in double figures five times highlighted by a double-double against Florida Atlantic at the Charleston Classic (11/21) with career highs of 16 points and 11 rebounds ... Added 14 points in a win at Seton Hall (12/8) ... Posted 10-point performances against Arizona State (2/9) and Houston (12/30) during Big 12 play ... Scored nine points on 3-of-3 shooting in the NIT second-round win at SMU.

HIGH SCHOOL

Consensus three-star recruit who signed with Texas Tech in November 2021 over offers from Texas A&M, TCU, Missouri, Ole Miss, SMU, and Penn State ... Finished his final two years of high school through the Texas Alliance of Christian Athletes after previously attending DeSoto High School ... Averaged 17 points and 10 rebounds as a senior while helping his team win the Southwest Athletic Interscholastic Conference championship ... Earned first team all-conference honors as a junior after averaging 19 points and 10 rebounds ... Played AAU basketball with Texas Impact UAA, which earned a top-four seed in the Under Armour Association Finals.

PERSONAL

Born Dec. 2 ... Son of Robert and Carolyn Jennings ... Former Oklahoma State player Byron Eaton served as his high school AAU coach ... Enjoys playing the drums ... Working towards his Master of Science in Management Studies.

2026-27 GAME-BY-GAME

				Total		3-Pointers		Free throws		Rebounds										
Opponent	Date	GS	MIN	FG-FGA	PCT	3FG-3FGA	PCT	FT-FTA	PCT	OFF	DEF	TOT	AVG	PF	A	TO	BLK	STL	PTS	AVG
Bucknell	11/02/2026		15:38	2-2	1.000	1-1	1.000	2-2	1.000	1	1	2	2.0	0	0	1	0	0	7	7.0
at Georgetown	11/07/2026		13:30	1-2	.500	0-1	.000	0-0	.000	1	3	4	3.0	3	0	2	0	0	2	4.5
Virginia	11/13/2026	*	15:35	1-2	.500	0-1	.000	2-2	1.000	0	0	0	2.0	4	0	2	0	1	4	4.3
Alcorn	11/16/2026		11:12	0-2	.000	0-1	.000	1-2	.500	1	3	4	2.5	2	1	0	0	1	1	3.5
Wagner	11/20/2026		10:39	1-2	.500	0-0	.000	0-0	.000	0	1	1	2.2	2	0	0	1	0	2	3.2
vs Tennessee	11/24/2026		03:34	0-0	.000	0-0	.000	0-0	.000	1	0	1	2.0	0	0	0	0	0	0	2.7
Totals		**1**	**70:08**	**5-10**	**.500**	**1-4**	**.250**	**5-6**	**.833**	**4**	**8**	**12**	**2.0**	**11**	**1**	**5**	**1**	**2**	**16**	**2.7**

Player Averages

Games Played	Minutes/ game	Points/ game	FG Pct	3FG Pct	FT Pct	Rebounds/ game	Assists/ game	Turnovers/ game	Assist/Turnover ratio	Steals/ game	Blocks/ game
6	11.7	2.7	50.0	25.0	83.3	2.0	0.2	0.8	0.2	0.3	0.2

SEASON/CAREER HIGHS

	2026-27 SEASON	CAREER HIGHS
POINTS	7 vs. Bucknell (11/2/26)	16 vs. Florida Atlantic (11/21/24)
REBOUNDS	4, 2x, last vs. Alcorn State (11/16/26)	11 vs. Florida Atlantic (11/21/24)
ASSISTS	1 vs. Alcorn State (11/16/26)	2, 5x, last vs. N.C. State (3/21/24)
STEALS	1, 2x, last vs. Alcorn State (11/16/26)	2, 5x, last vs. Prairie View A&M (11/12/25)
BLOCKS	1 vs. Wagner (11/20/26)	2, 2x, last vs. Miami (11/22/24)
FGM	2 vs. Bucknell (11/2/26)	7 vs. Cincinnati (2/3/24)
FGA	2, 5x, last vs. Wagner (11/20/26)	10 vs. Cincinnati (2/3/24)
3FGM	1 vs. Bucknell (11/2/26)	2 vs. Nevada (11/24/24)
3FGA	1, 4x, last vs. Alcorn State (11/16/26)	3, 2x, last at Seton Hall (12/8/24)
FTM	2, 2x, last vs. #6 Virginia (11/13/26)	7 vs. Colorado (1/18/25)
FTA	2, 3x, last vs. Alcorn State (11/16/26)	8, 2x, last vs. Colorado (1/18/25)
MINUTES	16, 2x, last vs. #6 Virginia (11/13/26)	29, 2x, last at Seton Hall (12/8/24)

MISCELLANEOUS STATS

Category	Season	Career	Last Time
Double-Figure Scoring	0	8	10 vs. Arizona State (2/9/25)
20-plus Points	0	0	-
30-plus Points	0	0	-
5-plus Rebounds	0	22	8 vs. Prairie View A&M (11/12/25)
10-plus Rebounds	0	1	11 vs. Florida Atlantic (11/21/24)
5-plus Assists	0	0	-
5-plus Steals	0	0	-

CAREER STATS

				Field Goals		3-Point		F-Throws		Rebounds									Scoring	
SEASON	TEAM	GP-GS	MIN/AVG	FG-FGA	FG%	3FG-3FGA	3FG%	FT-FTA	FT%	OFF	DEF	TOT	AVG	PF-FO	A	TO	BLK	STL	PTS	AVG
2022-23	TTU	30-4	262/8.7	26-61	.426	3-9	.333	26-40	.650	30	28	58	1.9	28-0	4	10	6	8	81	2.7
2023-24	TTU	31-10	382/12.3	48-91	.527	0-0	.000	41-55	.745	51	52	103	3.3	61-2	15	27	6	7	137	4.4
2024-25	OSU	35-35	578/16.5	55-116	.474	6-23	.261	72-92	.783	37	82	119	3.4	78-0	11	42	11	13	188	5.4
2025-26	OSU	3-3	39/12.9	4-9	.444	1-2	.500	2-4	.500	3	9	12	4.0	6-0	0	3	1	3	11	3.7
2026-27	MD	6-1	70/11.7	5-10	.500	1-4	.250	5-6	.833	4	8	12	2.0	11-0	1	5	1	2	16	2.7
TOTAL FOR MD		**6-1**	**70/11.7**	**5-10**	**.500**	**1-4**	**.250**	**5-6**	**.833**	**4**	**8**	**12**	**2.0**	**11-0**	**1**	**5**	**1**	**2**	**16**	**2.7**
TOTAL		**105-53**	**1331/12.7**	**138-287**	**.481**	**11-38**	**.289**	**146-197**	**.741**	**125**	**179**	**304**	**2.9**	**184-2**	**31**	**87**	**25**	**33**	**433**	**4.1**



#30 LUKAS SOTELL

SENIOR ▪ GUARD ▪ 6-3 ▪ 170 ▪ STAMFORD, CONN. ▪ STAMFORD HS ▪ MONTVERDE ACADEMY (FLA.))
MAJOR: ECONOMICS LUKASSOTELL / LUKASSOTELL SO-TELL

SCAN FOR FULL BIO

2025-26 (JUNIOR)

Academic All-Big Ten selection ... Did not see game action during the season.

2024-25 (SOPHOMORE)

Saw action in 10 games during the season ... Finished with two points in a home game against Saint Francis (12/17) ... Grabbed one rebound in games against Canisius (11/19) & Bucknell (11/27) ... Came off the bench against Florida A&M (11/11) ... Pulled down a rebound in season-opener against Manhattan (11/4).

AS A FRESHMAN (2023-24)

Played in 4 games averaging 0.5 points ... Came off the bench and made Maryland debut against UMBC (11/21) ... Scored first points as a Terrapin with two points and grabbed a rebound against Rider (11/28) ... Made third appearance for the Terps off the bench against Alcorn State (12/12).

BEFORE COLLEGE

Before College:
Was a Third Team All-State selection ... Earned All-FCIAC and Scholar-Athlete of the Year honors ... Averaged 15 points, seven assists, and four rebounds during prep career ... Also played baseball.

PERSONAL

Son of Chris and Anna ... Has one sibling: Chloe who is a member of the Maryland women's basketball program ... Father, Chris, played college basketball at St. Lawrence.

2026-27 GAME-BY-GAME

SEASON/CAREER HIGHS

	2026-27 SEASON	CAREER HIGHS
POINTS		2, 2x, last vs. Saint Francis (12/17/24)
REBOUNDS		1, 4x, last vs. Bucknell (11/27/24)
ASSISTS		-
BLOCKS		-
STEALS		-
FGM		1, 2x, last vs. Saint Francis (12/17/24)
FGA		1, 4x, last vs. Saint Francis (12/17/24)
3FGM		-
3FGA		-
FTM		-
FTA		-
MINUTES		2, 6x, last vs. Saint Francis (12/17/24)

MISCELLANEOUS STATS

Category	Season	Career	Last Time
Double-Figure Scoring	-	-	-
20-plus Points	-	-	-
10-plus Rebounds	-	-	-
5-plus Rebounds	-	-	-
5-plus Assists	-	-	-
3-plus Steals	-	-	-

CAREER STATS

				Field Goals		3-Point		F-Throws		Rebounds									Scoring	
SEASON	TEAM	GP-GS	MIN/AVG	FG-FGA	FG%	3FG-3FGA	3FG%	FT-FTA	FT%	OFF	DEF	TOT	AVG	PF-FO	A	TO	BLK	STL	PTS	AVG
2023-24	MD	4-0	6/1.5	1-1	1.000	0-0	.000	0-0	.000	0	1	1	0.3	2-0	0	0	0	0	2	0.5
2024-25	MD	10-0	13/1.3	1-3	.333	0-0	.000	0-0	.000	0	3	3	0.3	3-0	0	0	0	0	2	0.2
TOTAL		**14-0**	**19/1.4**	**2-4**	**.500**	**0-0**	**.000**	**0-0**	**.000**	**0**	**4**	**4**	**0.3**	**5-0**	**0**	**0**	**0**	**0**	**4**	**0.3**

CAREER RECORDS

1000-POINT SCORERS

1.	2269	Juan Dixon (141 games)	1998-02
2.	2171	Greivis Vasquez (136 games)	2006-10
3.	2149	Len Bias (131 games)	1982-86
4.	2058	Albert King (118 games)	1977-81
5.	2017	Adrian Branch (123 games)	1981-85
17.	1573	Nik Caner-Medley (127 games)	2002-06
18.	1566	Laron Profit (125 games)	1995-99
19.	1561	Gregg Manning (118 games)	1977-81
20.	1488	Julian Reese (134 games)	2021-25

CAREER SCORING AVERAGE

Minimum 2 seasons, 1,000 points, 16.0 ppg

1.	20.5	Tom McMillen (88 games)	1971-74
2.	20.2	Joe Smith (64 games)	1993-95
3.	18.7	Gene Shue (74 games)	1951-54
4.	18.3	John Lucas (110 games)	1972-76
5.	18.0	Jahmir Young (67 games)	2022-24
	18.0	Will Hetzel (76 games)	1967-70

CAREER FIELD GOAL PERCENTAGE

Minimum 2 seasons, 250 FG

1.	.615	Buck Williams (446-725)	1978-81
2.	.595	Bruno Fernando (291-489)	2018-19
3.	.589	Ben Coleman (376-638)	1982-84
4.	.583	Greg Manning (623-1068)	1977-81
5.	.582	Lee Brawley (428-736)	1948-52
6.	.576	Lawrence Boston (438-760)	1975-78
7.	.557	Julian Reese (561-1007)	2021-25

CAREER 3-POINT FG MADE

1.	239	Juan Dixon (141 games)	1998-02
2.	230	Greivis Vasquez (136 games)	2006-10
3.	223	Eric Ayala (125 games)	2018-22
4.	211	Donta Scott (162 games)	2019-24
5.	206	Anthony Cowan Jr. (130 games)	2016-20

CAREER REBOUND LEADERS

Minimum 500

1.	1053	Len Elmore (86 games)	1971-74
2.	1015	Julian Reese (134 games)	2021-25
3.	998	Lonny Baxter (138 games)	1998-02
4.	948	Derrick Lewis (127 games)	1984-88
5.	928	Buck Williams (85 games)	1978-81
6.	925	Terence Morris (319o-606d)	1997-01
7.	916	Keith Booth (126)	1993-97
8.	895	Larry Gibson (101 games)	1975-79

CAREER ASSISTS

1.	972	Steve Blake	1999-03
2.	772	Greivis Vasquez	2006-10
3.	649	Keith Gatlin	1983-86,87-88
4.	590	Terrell Stokes	1995-99
5.	584	Anthony Cowan Jr.	2016-20

CAREER STEALS

1.	344	Johnny Rhodes	1992-96
2.	333	Juan Dixon	1998-02
3.	252	Laron Profit	1995-99
4.	234	Steve Blake	1999-03
5.	202	D.J. Strawberry	2003-07

CAREER BLOCKED SHOTS

1.	339	Derrick Lewis	1984-88
2.	256	Terence Morris	1997-01
3.	239	Cedric Lewis	1987-91
4.	231	James Gist	2004-08
7.	190	Joe Smith	1993-95
8.	179	Julian Reese	2021-25

SEASON RECORDS

500-POINT SEASONS

1.	776	Walt Williams (29 games)	1991-92
2.	743	Len Bias (32 games)	1985-86
3.	735	Juan Dixon (36 games)	2001-02
4.	708	Joe Smith (34 games)	1994-95
5.	701	Len Bias (37 games)	1984-85

SEASON SCORING AVERAGE

1.	26.8	Walt Williams (29 games)	1991-92
2.	23.3	Will Hetzel (26 games)	1968-69
3.	23.2	Len Bias (32 games)	1985-86
4.	22.1	Gene Shue (23 games)	1952-53
5.	21.8	Gene Shue (30 games)	1953-54

SEASON FIELD GOAL PERCENTAGE

Minimum 100 FGs

1.	.647	Buck Williams (183-283)	1980-81
2.	.643	Greg Manning (196-305)	1979-80
3.	.632	Julian Reese (158-250)	2022-23
4.	.631	Johnny Rhodes (197-312)	1995-96
5.	.611	Charles Pittman (102-167)	1981-82

SEASON 3-POINT FG MADE

1.	92	Juan Dixon (36 games)	2001-02
2.	91	Terrell Stoglin (32 games)	2011-12
3.	89	Walt Williams (29 games)	1991-92
4.	87	Ja'Kobi Gillespie (36 games)	2024-25
5.	81	Mike Jones (34 games)	2006-07
6.	80	Rodney Rice (36 games)	2024-25
7.	75	Selton Miguel (36 games)	2024-25
8.	74	Eric Ayala (31 games)	2021-22
9.	73	Drew Nicholas (31 games)	2002-03
	73	Kevin Huerter (32 games)	2017-18

SINGLE-SEASON REBOUNDS

1.	412	Len Elmore (28 games)	1973-74
2.	388	Jordan Williams (33 games)	2010-11
3.	363	Buck Williams (31 games)	1980-81
4.	362	Joe Smith (34 games)	1994-95
	362	Bruno Fernando (34 games)	2018-19

SEASON ASSISTS

Available since 1969-70

1.	286	Steve Blake	2001-02
2.	248	Steve Blake	2000-01
3.	231	Greivis Vasquez	2007-08
4.	221	Steve Blake	2002-03
	221	Keith Gatlin	1984-85

50-STEAL SEASONS

Available since 1977-78; Minimum 50

1.	110	Johnny Rhodes	1995-96
2.	96	Juan Dixon	1999-00
3.	95	Steve Francis	1998-99
	95	Juan Dixon	2000-01
5.	92	Juan Dixon	2001-02

SEASON BLOCKED SHOTS

Available since 1977-78

1.	143	Cedric Lewis	1990-91
2.	114	Derrick Lewis	1986-87
3.	99	Derrick Lewis	1984-85
4.	97	Joe Smith	1994-95
5.	93	Joe Smith	1993-94

GAME RECORDS

40-POINT GAMES

1.	44	Ernest Graham vs. NC State (12/20/78)
2.	43	Diggy Coit vs. Penn State (1/18/26)
	43	Al Bunge vs. Yale (1/4/60)
3.	41	Diggy Coit vs. Mount St. Mary's (11/19/25)
		Greivis Vasquez at Virginia Tech (2/27/10 - 2ot)
		Len Bias at Duke (1/25/86)
		Gene Shue vs. Washington & Lee (2/12/53)

20-REBOUND GAMES

1.	26	Len Elmore at Wake Forest (2/27/74)
2.	24	Len Elmore vs. Kent State (1/2/73)
		Will Hetzel vs. West Virginia (12/4/68)
4.	23	Derrick Lewis at James Madison (1/28/87)
5.	22	Buck Williams vs. Louisville (12/13/80)
		Buck Williams at UNLV (12/4/78)
		Al Bunge vs. Georgetown (2/26/58)
		Bob Kessler vs. Georgetown (2/25/56)
6.	21	Joe Smith vs. Texas (3/18/95)
7.	20	Derik Queen vs. Manhattan (11/4/24)

SINGLE-GAME ASSISTS

1.	15	Greivis Vasquez vs. NC State (2/9/08)
	15	Terrell Stokes vs. Western Carolina (11/14/98)
3.	14	Steve Blake vs. North Carolina (1/9/02)
	14	Terrell Stokes vs. Towson State (11/30/96)
5.	13	Many times (last: Pe'Shon Howard vs. LIU Brooklyn (11/16/12))

SINGLE-GAME BLOCKED SHOTS

1.	12	Cedric Lewis at South Florida (1/20/91)
		Derrick Lewis at James Madison (1/28/87)
3.	10	Derrick Lewis vs. UMES (2/27/87)
		Derrick Lewis vs. UMBC (2/18/87)
		Derrick Lewis vs. Towson State (2/21/85)
		Derrick Lewis vs. Tennessee (11/24/84)

SINGLE-GAME STEALS

1.	9	Johnny Rhodes at North Carolina (2/7/96)
	9	Johnny Rhodes vs. American (12/23/95)
3.	8	Juan Dixon vs. Florida State (1/26/02)
	8	Juan Dixon vs. North Carolina (1/9/02)
	8	Juan Dixon vs. Georgia Tech (1/6/01)
	8	Terrell Stokes vs. S.C. State (12/27/98)

SINGLE-GAME FREE THROWS MADE

19	Diamond Stone vs. Penn State (12/30/15)

CONSECUTIVE FT IN SINGLE GAME

15	Albert King vs. Boston University (2/11/80)

CONSECUTIVE FT OVER MULTIPLE GAMES

40	Juan Dixon	2000-01
39	Jahmir Young	2023-24

SINGLE-GAME 3-POINT FG MADE

9	***Diggy Coit vs. Penn State (1/18/26)***; Mike Jones vs. Missouri-Kansas City (12/13/06)

SINGLE-GAME FIELD GOALS

18	Ernest Graham vs. NC State (12/20/78)

CONSECUTIVE FIELD GOALS IN SINGLE GAME

10	Ryan Randle vs. Wagner (1/4/03)
	Lonny Baxter vs. North Texas (12/23/98)
	Keith Gatlin vs. Clemson (2/17/85)
	Barry Yates vs. M iami (12/29/70)

CONSECUTIVE FIELD GOALS OVER MULTIPLE GAMES

16	Ryan Randle, three games in 2003 season, also a then-ACC Record

SCORING

A Player Scored 40 Points: Diggy Coit (43) vs. Penn State, 1/18/26; Diggy Coit (41) vs. Mount St. Mary's, 11/19/2025; Greivis Vasquez (41) at Virginia Tech, 2/27/2010.

A Player Scored 35 Points: Andre Mills (39) at Northwestern, 2/18/26.

A Player Scored 30 Points: Andre Mills (30) vs. No. 11 Illinois, 3/8/26

A Freshman Scored 30 Points: Andre Mills (30) vs. No. 11 Illinois, 3/8/26

A Player Scored 20 Points in a Half: Andre Mills (22, 1st) at Northwestern, 2/18/26.

A Player Scored At Least 30 Points in Back-to-Back Games: Diggy Coit, 30 at USC, 1/13/26 and 43 vs. Penn State, 1/18/26; Nik Caner-Medley, 33 at Georgia Tech, 1/25/2006 and 30 at Temple, 1/28/2006.

Two Players Scored 30 points in the Same Game: Never

Two Players Scored 20 points in the Same Game: Rodney Rice (22) and Ja'Kobi Gillespie (20) vs. USC, 2/20/2025.

A Player Scored 20+ Points in 4 Consecutive Games: Jahmir Young (Dec. 19, 2023 - Jan. 7, 2024 & Feb. 10, 2024 - Feb. 20, 2024)

Same Two Players Scored 20 points in Back-to-Back Games: Lonny Baxter (32) and Juan Dixon (26) vs. Norfolk State, 3/23/2000; Lonny Baxter (21) and Juan Dixon (24) vs. Chicago State, 3/27/2000.

Three Players Scored 20 Points in the Same Game: Julian Reese (24), Hakim Hart (22), Jahmir Young (21) vs. Coppin State, 11/25/22.

Five Players Scored in Double Figures in a Game: ***(6 total) Kaden House (16), Andre Mills (15), Mike McNair, Jr. (14), DJ Wagner (14), Pharrel Payne (12), Guillermo Del Pino (11) vs. Alcorn State, 11/16/2026.***

Six Players Scored in Double Figures in a Game: ***Kaden House (16), Andre Mills (15), Mike McNair, Jr. (14), DJ Wagner (14), Pharrel Payne (12), Guillermo Del Pino (11) vs. Alcorn State, 11/16/2026***.

Seven Players Scored in Double Figures in a Game: Julian Reese (20), Selton Miguel (15), Rodney Rice (13), Jay Young (12), Ja'Kobi Gillespie (10), Malachi Palmer (10), Derik Queen (10) vs. Canisius, 11/19/2024.

Eight Players Scored in Double Figures in a Game: Joe Smith (25), Johnny Rhodes (19), Sarunas Jasikevicius (18), Exree Hipp (16), Wayne Bristol (12), Keith Booth (11), Mario Lucas (10), Duane Simpkins (10) vs. Morgan State, 12/23/1994.

A Player had 20 points and 20 Rebounds in the Same Game: Derik Queen (22 pts, 20 rebs) vs. Manhattan, 11/4/24; Joe Smith (31 pts, 21 rebs) vs. Texas, NCAA Second Round, 3/18/95. (Also had 7 blocks).

REBOUNDS

A Player Had 15 Rebounds: Derik Queen (15) vs. Grand Canyon, 3/21/25.

A Player Had 16 Rebounds: Derik Queen (17) vs. USC, 2/20/25.

A Player Had 17 Rebounds: Derik Queen (17) vs. USC, 2/20/25.

A Player Had 18 Rebounds: Derik Queen (20) vs. Manhattan, 11/4/24.

A Player Had 19 Rebounds: Derik Queen (20) vs. Manhattan, 11/4/24.

A Player Had 20 Rebounds: Derik Queen (20) vs. Manhattan, 11/4/24.

A Player Had 25 Rebounds: Len Elmore (26) at Wake Forest, 2/27/1974.

A Guard Had 10 Rebounds: Jahmir Young (11) vs. No. 24 Ohio State, 1/8/2023.

Two Players Had Double-Figure Rebounds in the Same Game: Elijah Saunders (14), and Andre Mills (10) vs. Rutgers, 3/1/2026.

Three Players Had Double-Figure Rebounds in the Same Game: Laron Profit (12), Keith Booth (11), Obinna Ekezie (10) vs. Chicago State, 12/2/1996.

DOUBLE-DOUBLES/TRIPLE-DOUBLES

A Player Had a Double/Double in Points and Rebounds: ***Pharrel Payne (25pts, 13 reb) vs. Wagner, 11/20/26.***

A Guard Had a Double/Double in Points and Rebounds: ***Andre Mills (22 pts, 11 reb) vs. Bucknell, 11/2/26.***

A Player Had a Double/Double in Points and Assists: Ja'Kobi Gillespie (17 points, 11 assists) vs. Syracuse, 12/21/24.

Two Players Had Double/Doubles in Points and Rebounds in the Same Game: Elijah Saunders (11pts, 14 reb) and Andre Mills (15 pts, 10 reb) vs. Rutgers, 3/1/26.

Three Players Had Double/Doubles in the Same Game: Jalen Smith (16 pts, 13 rebs), Donta Scott (10 pts, 10 rebs) and Anthony Cowan Jr. (13 pts, 10 asts) vs. Nebraska, 2/11/2020.

A Player Had A Double/Double In The First Half: Derik Queen (13 points, 10 reb) vs. Rutgers (2/9/25 - Finished with 29 points, 15 rebounds

A Player Had Back-to-Back Double/Doubles: Solomon Washington (3), 2/15/26 - 2/21/26.

A Player Had 3 Double/Doubles in a Row: Solomon Washington (3), 2/15/26 - 2/21/26.

A Player Had 4 Double/Doubles in a Row: Derik Queen (5), 2/9/25 - 2/26/25.

A Player Had 5 Double/Doubles in a Row: Derik Queen (5), 2/9/25 - 2/26/25.

A Player Had 6 Double/Doubles in a Row: Jalen Smith (9), 1/18/20 - 2/18/20.

A Player Had 7 Double /Doubles in a Row: Jalen Smith (9), 1/18/20 - 2/18/20.

A Player Had 8 Double /Doubles in a Row: Jalen Smith (9), 1/18/20 - 2/18/20.

A Player Had 9 Double /Doubles in a Row: Jalen Smith (9), 1/18/20 - 2/18/20.

ALL-TIME TRIPLE/DOUBLES:

Greivis Vasquez vs. North Carolina (35 points, 11 rebounds, 10 assists), 2/21/2009

Derrick Lewis vs. UMBC (32 points, 10 rebounds, 10 blocked shots), 2/17/1987

Derrick Lewis vs. James Madison (29 points, 23 rebounds, 12 blocked shots), 1/28/1987

ASSISTS

A Player Had 10 Assists in a Game: Ja'Kobi Gillespie (11) vs. Syracuse, 12/21/2024.

A Player Had 11 Assists in a Game: Ja'Kobi Gillespie (11) vs. Syracuse, 12/21/2024.

A Player Had 12 Assists in a Game: Melo Trimble (12) at North Carolina, 12/1/2015.

A Player Had 13 Assists in a Game: Pe'Shon Howard (13) vs. LIU Brooklyn, 11/16/2012.

A Player Had 14 Assists in a Game: Greivis Vasquez (15) vs. NC State, 2/9/2008.

A Player Had 15 Assists in a Game: Greivis Vasquez (15) vs. NC State, 2/9/2008.

BLOCKS

A Player Had 5 Blocks in a Game: Tafara Gapare (6) vs. Alcorn State (12/1/2024).

A Player Had 6 Blocks in a Game: Tafara Gapare (6) vs. Alcorn State (12/1/2024).

A Player Had 7 Blocks in a Game: Diamond Stone (8) at Nebraska (2/3/2016).

A Player Had 8 Blocks in a Game: Diamond Stone (8) at Nebraska (2/3/2016).

A Player Had 10 Blocks in a Game: Derrick Lewis (10) vs. UMES, 2/27/1987.

A Player Had 12 Blocks in a Game: Cedric Lewis (12) vs. South Florida, 1/20/1991.

STEALS

A Player Had 5 Steals in a Game: Myles Rice (5) vs. Wagner, 12/2/2025.

A Player Had 6 Steals in a Game: Julian Reese (6) at Penn State, 3/1/2025.

A Player Had 7 Steals in a Game: Chris McCray (7) vs. Wagner, 1/4/2003.

A Player Had 8 Steals in a Game: Juan Dixon (8) vs. Florida State, 1/26/2002.

A Player Had 9 Steals in a Game: Johnny Rhodes (9) at North Carolina, 2/7/1996.

MISCELLANEOUS

A Player Topped the Team in Scoring, Rebounding and Assists for a Game: Andre Mills (18 points, 6 rebounds, 3 assists vs. #12 Purdue, 2/1/26).

A Player Hit a Shot with <5 seconds left to Win a Game: Derik Queen with a driving fade-away bank-shot at the buzzer vs. Colorado State, 3/23/25.

A Player Hit Last-Second Free Throws to Win a Game: Ian Martinez vs. Hofstra (11/19/21) hit two free throws with 4 seconds remaining to clinch a 69-67 win

An Opposing Player Hit a Last-Second Shot to Win a Game: Tre Donaldson (MICH) game-winning driving lay-up buzzer for a 81-80 win in B1G Semifinals, 3/15/2025.

Player Played Every Minute of a Game: Jahmir Young vs. #10 Illinois (1/14/24)

Three True Freshmen Started A Game: Eric Ayala, Aaron Wiggins and Jalen Smith, 11/9/18 vs. Navy

TEAM

Maryland Ranked No. 1 in AP Top-25: Never.
Maryland Ranked No. 1 in Coaches Top-25: April 2, 2002

Maryland Defeated A No. 1-Ranked Opponent: 2/16/2013 at Comcast Center - Maryland 83, [2/1] Duke 81.
Maryland Defeated A Top-5 Ranked Opponent: 2/16/23 at XFINITY Center - Maryland 68, #3 Purdue 54
Maryland Defeated Back-to-Back Ranked Opponents at Home: 1/2/19 at XFINITY Center - Maryland 74, #24 Nebraska 72 and 1/11/19 at XFINITY Center - Maryland 78, #22 IU 75

Last Overtime Game: ***11/19/25 - Maryland 95, Mount St. Mary's 90 (OT)***
Last Overtime Victory at Home: ***11/19/25 - Maryland 95, Mount St. Mary's 90 (OT)***
Last Overtime Victory on the Road: 1/12/22 - Maryland 94, Northwestern 87 (2OT)

Maryland Scored 100 Points or more: 2/16/25 - Maryland 101, Iowa 75

Maryland Opened A Game With A 15-0 Run: 12/28/25 - Old Dominion
Maryland Opened A Game With A 16-0 Run: 12/28/25 - Old Dominion
Maryland Opened A Game With A 17-0 Run: 12/28/25 - Old Dominion
Maryland Opened A Game With A 18-0 Run: 1/11/03 - Florida State

Maryland Had A Run of 20-25 Points: 11/29/20 - 21 pts - Maryland 79, Mount St. Mary's 61
Maryland Had A Run of 25+ Points: 11/17/24 - 28 pts - Maryland 108, Canisius 37

Maryland Erased a 15-Point Deficit to Win: at Minnesota - trailed 47-30 with 0:43 left in the first half, 2/26/20
Maryland Erased a 16-Point Deficit to Win: at Minnesota - trailed 47-30 with 0:43 left in the first half, 2/26/20
Maryland Erased a 17-Point Deficit to Win: at Minnesota - trailed 47-30 with 0:43 left in the first half, 2/26/20
Maryland Erased a 18-Point Deficit to Win: vs. NC State (3/13/04, ACC Tournament)
Maryland Erased a 19-Point Deficit to Win: vs. NC State (3/13/04, ACC Tournament)
Maryland Erased a 20-Point Deficit to Win: vs. NC State (3/13/04, ACC Tournament)
Maryland Erased a 21-Point Deficit to Win: vs. NC State (3/13/04, ACC Tournament)
Maryland Erased a 22-Point Deficit to Win: at North Carolina, 1/8/97

Items in ***BOLD*** *occurred in 2026-27*

2026-27 STARTING LINEUPS

Date	Opponent		Score	Starters					FG	%	3FG	%	FT	%	reb	a	stl	to	a/to	pts	pt%
11-02-26	Bucknell	W	96-67	02 WAGNER	07 MILLS	20 MCNAIR	21 PAYNE	23 BULJAN	23-40	57	5-13	38	10-17	59	32	7	7	8	0.9	61	63.5
11-07-26	at Georgetown	L	74-86	02 WAGNER	07 MILLS	20 MCNAIR	21 PAYNE	23 BULJAN	19-45	42	1-13	08	13-13	100	24	4	4	9	0.4	52	70.3
11-13-26	Virginia	L	83-87	02 WAGNER	07 MILLS	12 BOSWELL	21 PAYNE	25 JENNINGS	14-36	39	1-8	13	12-17	71	11	9	7	7	1.3	41	49.4
11-16-26	Alcorn	W	117-57	01 BROWN	02 WAGNER	12 BOSWELL	20 MCNAIR	21 PAYNE	18-29	62	10-18	56	9-14	64	14	9	1	5	1.8	55	47.0
11-20-26	Wagner	W	62-45	02 WAGNER	07 MILLS	20 MCNAIR	21 PAYNE	23 BULJAN	17-35	49	3-15	20	11-17	65	26	6	7	8	0.8	48	77.4
11-24-26	vs. Tennessee	L	64-72	02 WAGNER,	07 MILLS,	20 MCNAIR,	21 PAYNE,	23 BULJAN,	17-51	33	3-22	14	17-23	74	28	4	7	5	0.8	54	84.4
	Starter Averages								**18-39**	**46**	**4-15**	**26**	**12-17**	**71**	**22.5**	**6.5**	**5.5**	**7.0**	**0.9**	**51.8**	**62.7**
	Bench Averages								**9-21**	**44**	**2-9**	**25**	**10-13**	**74**	**17.7**	**5.8**	**2.7**	**5.3**	**1.1**	**30.8**	**37.3**

Starting Lineup Used					Games	Record
02 WAGNER	07 MILLS	20 MCNAIR	21 PAYNE	23 BULJAN	4	2-2
02 WAGNER	07 MILLS	12 BOSWELL	21 PAYNE	25 JENNINGS	1	0-1
01 BROWN	02 WAGNER	12 BOSWELL	20 MCNAIR	21 PAYNE	1	1-0

2025-26 MISCELLANEOUS STATISTICS

INDIVIDUAL

LED MARYLAND IN SCORING

(includes ties)	Overall	B1G
Payne	3	0
Mills	2	0
House	1	0

LED MARYLAND IN REBOUNDING

	Overall	B1G
Buljan	4	0
Mills	1	0
Payne	1	0

LED MARYLAND IN ASSISTS

	Overall	B1G
Wagner	4	0
Buljan	1	0
House	1	0

LED MARYLAND IN BLOCKS

	Overall	B1G
Payne	3	0
Boswell	1	0
Brown	1	0
Oladotun	1	0
Tambedou	1	0

LED MARYLAND IN STEALS

	Overall	B1G
Buljan	3	0
Mills	3	0
House	2	0
McNair	2	0
Oladotun	1	0
Payne	1	0

Double-figure scoring gms — Payne 5, House 5, Mills 4, Wagner 4, McNair 2, Buljan 2, Del Pino 1

20-point scoring games — Payne 3, Mills 1

30-point scoring games — none

40-point scoring games — none

Double-figure rebounding games — Buljan 3, Mills 1, Payne 1

Double-figure assists games — none

DOUBLE-DOUBLES

Player	Statistics	Opponent
Mills	22 pts, 11 reb	Bucknell
Payne	25 pts, 13 reb	Wagner
Buljan	13 pts, 11 reb	Tennessee

TERP TENDENCIES & STREAKS

Maryland's Record	Overall	Strk.	Streak Started
Overall Record	3-3	L1	vs. #9 Tennessee, 11/24/26
Home	3-1	W2	Alcorn State, 11/16/26
Road	0-1	L5	at Rutgers, 2/15/26
Neutral	0-1	L2	vs. Iowa, 3/11/26
Leading at the half	3-1	W2	Alcorn State, 11/16/26
Trailing at the half	0-2	L7	at Northwestern, 2/18/26
Leading with 5:00 to play	3-0	W4	vs. Oregon, 3/10/26
Trailing with 5:00 to play	0-3	L22	at Rutgers, 2/15/26
In single overtime	0-0	W1	Mt. St. Mary's, 11/19/25
In double overtime	0-0	L1	at Ohio State, 2/10/24
Shooting .500 or better	1-0	W16	Saint Francis, 12/17/24
Shooting.451-.499	2-0	W2	Bucknell, 11/2/26
Shooting .400-.450	0-2	L3	vs. Iowa, 3/11/26
Shooting below .400	0-1	L12	Georgetown, 11/7/25
Opp. shooting .500 or better	0-3	L7	at #10 Mich. St., 1/24/26
Opp. shooting.451-.499	0-0	L2	at Wisconsin, 3/4/26
Opp. shooting.400-.450	1-0	W1	Bucknell, 11/2/26
Opp. shooting below .400	2-0	W3	vs. Oregon, 3/10/26
Higher FG% than opp.	3-0	W4	vs. Oregon, 3/10/26
Lower FG% than opp.	0-3	L7	at #12 Nebraska, 2/25/26
More 3-point FGs	1-0	W2	vs. Oregon, 3/10/26
Fewer 3-point FGs	2-2	L1	vs. #9 Tennessee, 11/24/26
Making more free throws	2-3	L1	vs. #9 Tennessee, 11/24/26
Making fewer free throws	0-0	W1	vs. Oregon, 3/10/26
Outrebounding opponent	3-2	L1	vs. #9 Tennessee, 11/24/26
Outrebounded by opp.	0-1	L9	at #12 Nebraska, 2/25/26
More turnovers than opp.	0-0	L1	vs. Iowa, 3/11/26
Fewer turnovers than opp.	3-2	L1	vs. #9 Tennessee, 11/24/26
Scoring more bench pts.	3-2	W2	Alcorn State, 11/16/26
Scoring fewer bench pts.	0-1	L1	vs. #9 Tennessee, 11/24/26

Maryland's Record	Overall	Strk.	Streak Started
Games decided by <3	0-0	W1	Colorado State, 3/23/25
Games decided by 4-8	0-2	L4	Rutgers, 3/1/26
Games decided by 9-12	0-1	L2	vs. Iowa, 3/11/26
Games decided by 13-19	1-0	W1	Wagner, 11/20/26
Games decided by 20+	2-0	W2	Bucknell, 11/2/26
vs. Top-10 opponent	0-2	L10	#8 Michigan St, 2/26/25
vs. Top-25 opponent	0-2	L4	at #12 Nebraska, 2/25/26
vs. Unranked opponent	3-1	W2	Alcorn State, 11/16/26
Player scores 30+ pts.	0-0	L2	at Northwestern, 2/18/26
Player scores 20+ pts.	2-2	W1	Wagner, 11/20/26
Terps score under 60 pts.	0-0	L29	#8 Michigan St, 2/26/25
Terps score 60-69 pts.	1-1	L1	vs. #9 Tennessee, 11/24/26
Terps score 70-79 pts.	0-1	L1	at Georgetown, 11/7/26
Terps score 80-89 pts.	0-1	L3	at Iowa, 12/6/25
Terps score 90-99 pts.	1-0	W33	at UNC, 2/3/09
Terps score 80+ pts.	2-0	W31	Iowa, 2/10/22
Terps score 90+ pts.	2-0	W48	at UNC, 2/3/09
Terps score 100+ pts.	1-0	W58	Duke, 2/10/90
Opp. player scores 30+ pts.	0-0	W1	#25 Iowa, 2/11/26
Opp. player scores 20+ pts.	1-3	L3	at Georgetown, 11/7/26
Opp. score under 60 pts.	2-0	W4	Grand Canyon, 3/21/25
Opp. score 60-69 pts.	1-0	W1	Bucknell, 11/2/26
Opp. score 70-79 pts.	0-1	L2	vs. Iowa, 3/11/26
Opp, score 80-89 pts.	0-2	L8	at Iowa, 12/6/25
Opp. score 90-99 pts.	0-0	L2	at #10 Mich. St., 1/24/26
Opp. score 100+ pts.	0-0	L4	Iowa, 2/10/22
In November	3-3	L1	vs. #9 Tennessee, 11/24/26
In December	0-0	W1	Old Dominion, 12/28/25
In January	0-0	L2	at #11 Illinois, 1/21/26
In February	0-0	L1	at #12 Nebraska, 2/25/26
In March	0-0	L1	vs. Iowa, 3/11/26

MARYLAND'S LARGEST

LEAD
Overall: 60 (2nd-00:25, 117-57) vs. Alcorn State, 11/16/26
B1G:

DEFICIT
Overall: 27 (2nd-5:19, 80-53) at Georgetown, 11/7/26
B1G:

DEFICIT IN VICTORY
Overall: 2 (1st-7:14, 23-25) vs. Bucknell, 11/2/26
B1G:

MARGIN OF VICTORY
Overall: 60 (117-57) vs. Alcorn State, 11/16/26
B1G:

MARGIN OF DEFEAT
Overall: 12 (86-74) at Georgetown, 11/7/26
B1G:

HALFTIME LEAD
Overall: 30 (60-30) vs. Alcorn State, 11/16/26
B1G:

HALFTIME DEFICIT
Overall: 16 (44-28) at Georgetown, 11/7/26
B1G:

HOME CROWD
Overall: 16,908 vs. #6 Virginia, 11/13/26
B1G:

ROAD CROWD
Overall: 14,739 at Georgetown, 11/7/26
B1G:

NEUTRAL CROWD
Overall: 4,447 vs. #9 Tennessee, 11/24/26

TERPS AMONG NATIONAL LEADERS IN ATTENDANCE

- Maryland has ranked in the Top 25 in attendance for every season but one since 1994, including 24 of 25 seasons at XFINITY. Eight of those seasons have ranked among the Top 10 nationally for attendance.
- In 2007-08 Maryland set a school record when 341,050 fans came to see Maryland men's basketball games. More than 5 million fans have watched the Terrapins in the XFINITY Center since it opened.
- Through 15 home games last year, Maryland ranked 24th nationally averaging 12,888 fans per game.
- With several upgrades in the seating areas, XFINITY Center's capacity is now 17,300 which makes it the 15th largest arena in the NCAA and second in the Big Ten behind Ohio State.

2026-27 Maryland Men's Basketball
Combined Team Statistics
All games

Game Records

Record	Overall	Home	Away	Neutral
ALL GAMES	3-3	3-1	0-1	0-1
CONFERENCE	0-0	0-0	0-0	0-0
NON-CONFERENCE	3-3	3-1	0-1	0-1

Score by Periods

Team	1st	2nd	OT	TOT
Maryland	246	250	0	496
Opponents	197	217	0	414

Team Box Score

No.	Player				Total		3-Point		F-Throw		Rebounds											
		GP-GS	MIN	AVG	FG-FGA	FG%	3FG-3FGA	3FG%	FT-FTA	FT%	OFF	DEF	TOT	AVG	PF	DQ	A	TO	BLK	STL	PTS	AVG
21	PAYNE, Pharrel	6-6	146:29	24.4	35-50	.700	0-1	.000	33-49	.673	20	19	39	6.5	14	1	4	12	7	2	103	17.2
7	MILLS, Andre	6-5	142:29	23.7	28-75	.373	11-40	.275	15-18	.833	5	16	21	3.5	12	0	8	7	1	11	82	13.7
8	HOUSE, Kaden	6-0	130:38	21.8	20-45	.444	3-12	.250	32-38	.842	8	9	17	2.8	9	0	13	6	0	8	75	12.5
2	WAGNER, D.J.	6-6	155:35	25.9	25-53	.472	5-21	.238	5-9	.556	4	17	21	3.5	8	0	18	6	1	7	60	10.0
23	BULJAN, Tomislav	6-4	138:01	23.0	15-29	.517	0-2	.000	21-29	.724	24	24	48	8.0	16	0	5	9	0	8	51	8.5
20	MCNAIR, JR., Mike	6-5	129:42	21.6	10-30	.333	10-26	.385	11-12	.917	9	6	15	2.5	12	0	5	5	1	7	41	6.8
18	DEL PINO, Guillermo	2-0	10:25	5.2	4-7	.571	1-4	.250	2-2	1.000	2	2	4	2.0	1	0	0	0	0	0	11	5.5
10	OLADOTUN, Baba	6-0	80:04	13.3	10-21	.476	2-8	.250	2-9	.222	3	9	12	2.0	7	0	6	6	2	2	24	4.0
25	JENNINGS, Robert	6-1	70:08	11.7	5-10	.500	1-4	.250	5-6	.833	4	8	12	2.0	11	0	1	5	1	2	16	2.7
1	BROWN, Austin	5-1	46:52	9.4	3-14	.214	2-11	.182	3-4	.750	5	3	8	1.6	8	0	3	1	1	0	11	2.2
12	BOSWELL, Bishop	6-2	115:19	19.2	5-23	.217	2-13	.154	1-2	.500	5	12	17	2.8	18	0	10	12	1	2	13	2.2
11	TURKSON JR., George	3-0	12:37	4.2	2-3	.667	0-1	.000	0-1	.000	0	2	2	0.7	1	0	0	1	0	0	4	1.3
14	TAMBEDOU, Adama	6-0	15:44	2.6	2-4	.500	0-1	.000	1-2	.500	1	2	3	0.5	3	0	0	1	1	0	5	0.8
9	JABRIEL, Maban	1-0	04:29	4.5	0-0	.000	0-0	.000	0-0	.000	0	0	0	0.0	1	0	1	1	0	0	0	0.0
24	K'MEDEHOUTO, Alex	1-0	01:28	1.5	0-0	.000	0-0	.000	0-0	.000	0	0	0	0.0	0	0	0	0	0	0	0	0.0
Team											12	10	22					2				
Total		**6**	**1200**		**164-364**	**.451**	**37-144**	**.257**	**131-181**	**.724**	**102**	**139**	**241**	**40.2**	**121**	**1**	**74**	**74**	**16**	**49**	**496**	**82.7**
Opponents		**6**	**1200**		**141-318**	**.443**	**47-128**	**.367**	**85-125**	**.680**	**56**	**123**	**179**	**29.8**	**141**	**3**	**66**	**96**	**21**	**30**	**414**	**69.0**

Team Statistics

	MD	OPP
Scoring	**496**	**414**
Points per game	82.7	69.0
Scoring margin	+13.7	-
Field goals-att	**164-364**	**141-318**
Field goal pct	.451	.443
3 point fg-att	**37-144**	**47-128**
3-point FG pct	.257	.367
3-pt FG made per game	6.2	7.8
Free throws-att	**131-181**	**85-125**
Free throw pct	.724	.680
F-Throws made per game	21.8	14.2
Rebounds	**241**	**179**
Rebounds per game	40.2	29.8
Rebounding margin	+10.3	-
Assists	**74**	**66**
Assists per game	12.3	11.0
Turnovers	**74**	**96**
Turnovers per game	12.3	16.0
Turnover margin	+3.7	-
Assist/turnover ratio	1.0	0.7
Steals	**49**	**30**
Steals per game	8.2	5.0
Blocks	**16**	**21**
Blocks per game	2.7	3.5
Winning streak	**0**	**-**
Home win streak	2	-
Attendance	**48565**	**14739**
Home games-Avg/Game	4-12141	1-14739
Neutral site-Avg/Game	-	1-0

Team Results

Date	Opponent		Score	Att.
11/02/2026	Bucknell	W	96-67	12023
11/07/2026	at Georgetown	L	74-86	14739
11/13/2026	Virginia	L	83-87	16908
11/16/2026	Alcorn	W	117-57	8933
11/20/2026	Wagner	W	62-45	10701
11/24/2026	vs Tennessee	L	64-72	0

2026-27 Maryland Men's Basketball
Team High/Low Analysis
All games

as of Nov

Maryland - Game Highs

POINTS	117		Alcorn (11/16/2026)
	96		Bucknell (11/02/2026)
	83		Virginia (11/13/2026)
	74		at Georgetown (11/07/2026)
	64		vs Tennessee (N) (11/24/2026)
FIELD GOALS MADE	39		Alcorn (11/16/2026)
	34		Bucknell (11/02/2026)
FIELD GOAL ATTEMPTS	72		Bucknell (11/02/2026)
	64		vs Tennessee (N) (11/24/2026)
FIELD GOAL PERCENTAGE	.629	(39-62)	Alcorn (11/16/2026)
	.472	(34-72)	Bucknell (11/02/2026)
3 PT FG MADE	15		Alcorn (11/16/2026)
	7		Bucknell (11/02/2026)
3 PT FG ATTEMPTS	30		Alcorn (11/16/2026)
	28		Bucknell (11/02/2026)
3 PT FG PERCENTAGE	.500	(15-30)	Alcorn (11/16/2026)
	.250	(7-28)	Bucknell (11/02/2026)
FREE THROWS MADE	31		Virginia (11/13/2026)
	24		Alcorn (11/16/2026)
FREE THROW ATTEMPTS	39		Virginia (11/13/2026)
	36		Alcorn (11/16/2026)
FREE THROW PERCENTAGE	.795	(31-39)	Virginia (11/13/2026)
	.792	(19-24)	at Georgetown (11/07/2026)
REBOUNDS	54		Bucknell (11/02/2026)
	46		Alcorn (11/16/2026)
ASSISTS	26		Alcorn (11/16/2026)
	12		Virginia (11/13/2026)
STEALS	10		Virginia (11/13/2026)
	9		vs Tennessee (N) (11/24/2026)
	9		Bucknell (11/02/2026)
BLOCKED SHOTS	6		Wagner (11/20/2026)
	6		Bucknell (11/02/2026)
TURNOVERS	15		Wagner (11/20/2026)
	14		at Georgetown (11/07/2026)
FOULS	23		Alcorn (11/16/2026)
	23		Virginia (11/13/2026)
	23		at Georgetown (11/07/2026)

Opponent - Game Highs

POINTS	87		Virginia (11/13/2026)
	86		at Georgetown (11/07/2026)
	72		vs Tennessee (N) (11/24/2026)
	67		Bucknell (11/02/2026)
	57		Alcorn (11/16/2026)
FIELD GOALS MADE	33		Virginia (11/13/2026)
	27		at Georgetown (11/07/2026)
FIELD GOAL ATTEMPTS	60		Alcorn (11/16/2026)
	53		Virginia (11/13/2026)
	53		Bucknell (11/02/2026)
FIELD GOAL PERCENTAGE	.623	(33-53)	Virginia (11/13/2026)
	.520	(26-50)	vs Tennessee (N) (11/24/2026)
3 PT FG MADE	15		at Georgetown (11/07/2026)
	12		Bucknell (11/02/2026)
3 PT FG ATTEMPTS	31		Bucknell (11/02/2026)
	30		at Georgetown (11/07/2026)
3 PT FG PERCENTAGE	.500	(15-30)	at Georgetown (11/07/2026)
	.400	(4-10)	Virginia (11/13/2026)
FREE THROWS MADE	24		Alcorn (11/16/2026)
	17		Virginia (11/13/2026)
	17		at Georgetown (11/07/2026)
FREE THROW ATTEMPTS	32		Alcorn (11/16/2026)
	27		Virginia (11/13/2026)
FREE THROW PERCENTAGE	.750	(24-32)	Alcorn (11/16/2026)
	.688	(11-16)	vs Tennessee (N) (11/24/2026)
REBOUNDS	35		vs Tennessee (N) (11/24/2026)
	35		Virginia (11/13/2026)
ASSISTS	19		at Georgetown (11/07/2026)
	17		Bucknell (11/02/2026)
STEALS	7		at Georgetown (11/07/2026)
	5		Wagner (11/20/2026)
	5		Virginia (11/13/2026)
	5		Bucknell (11/02/2026)
BLOCKED SHOTS	7		at Georgetown (11/07/2026)
	6		vs Tennessee (N) (11/24/2026)
TURNOVERS	18		vs Tennessee (N) (11/24/2026)
	18		Bucknell (11/02/2026)
FOULS	29		Alcorn (11/16/2026)
	27		Virginia (11/13/2026)

Maryland - Game Lows

POINTS	62		Wagner (11/20/2026)
	64		vs Tennessee (N) (11/24/2026)
	74		at Georgetown (11/07/2026)
	83		Virginia (11/13/2026)
	96		Bucknell (11/02/2026)
FIELD GOALS MADE	20		vs Tennessee (N) (11/24/2026)
	21		Wagner (11/20/2026)
FIELD GOAL ATTEMPTS	46		Wagner (11/20/2026)
	57		Virginia (11/13/2026)
FIELD GOAL PERCENTAGE	.313	(20-64)	vs Tennessee (N) (11/24/2026)
	.413	(26-63)	at Georgetown (11/07/2026)
3 PT FG MADE	3		vs Tennessee (N) (11/24/2026)
	3		at Georgetown (11/07/2026)
3 PT FG ATTEMPTS	17		Virginia (11/13/2026)
	20		at Georgetown (11/07/2026)
3 PT FG PERCENTAGE	.111	(3-27)	vs Tennessee (N) (11/24/2026)
	.150	(3-20)	at Georgetown (11/07/2026)
FREE THROWS MADE	15		Wagner (11/20/2026)
	19		at Georgetown (11/07/2026)
FREE THROW ATTEMPTS	23		Wagner (11/20/2026)
	24		at Georgetown (11/07/2026)
FREE THROW PERCENTAGE	.652	(15-23)	Wagner (11/20/2026)
	.667	(24-36)	Alcorn (11/16/2026)
REBOUNDS	26		Virginia (11/13/2026)
	36		Wagner (11/20/2026)
ASSISTS	5		vs Tennessee (N) (11/24/2026)
	9		at Georgetown (11/07/2026)
STEALS	6		at Georgetown (11/07/2026)
	7		Alcorn (11/16/2026)
BLOCKED SHOTS	0		vs Tennessee (N) (11/24/2026)
	1		Virginia (11/13/2026)
	1		at Georgetown (11/07/2026)
TURNOVERS	9		Alcorn (11/16/2026)
	10		Virginia (11/13/2026)
FOULS	14		Wagner (11/20/2026)
	17		Bucknell (11/02/2026)

Opponent - Game Lows

POINTS	45		Wagner (11/20/2026)
	57		Alcorn (11/16/2026)
	67		Bucknell (11/02/2026)
	72		vs Tennessee (N) (11/24/2026)
	86		at Georgetown (11/07/2026)
FIELD GOALS MADE	16		Wagner (11/20/2026)
	16		Alcorn (11/16/2026)
FIELD GOAL ATTEMPTS	50		vs Tennessee (N) (11/24/2026)
	50		Wagner (11/20/2026)
FIELD GOAL PERCENTAGE	.267	(16-60)	Alcorn (11/16/2026)
	.320	(16-50)	Wagner (11/20/2026)
3 PT FG MADE	1		Alcorn (11/16/2026)
	4		Virginia (11/13/2026)
3 PT FG ATTEMPTS	10		Virginia (11/13/2026)
	14		Alcorn (11/16/2026)
3 PT FG PERCENTAGE	.071	(1-14)	Alcorn (11/16/2026)
	.300	(6-20)	Wagner (11/20/2026)
FREE THROWS MADE	7		Wagner (11/20/2026)
	9		Bucknell (11/02/2026)
FREE THROW ATTEMPTS	11		Wagner (11/20/2026)
	14		Bucknell (11/02/2026)
FREE THROW PERCENTAGE	.630	(17-27)	Virginia (11/13/2026)
	.636	(7-11)	Wagner (11/20/2026)
REBOUNDS	22		Bucknell (11/02/2026)
	27		at Georgetown (11/07/2026)
ASSISTS	4		Wagner (11/20/2026)
	4		Alcorn (11/16/2026)
STEALS	4		vs Tennessee (N) (11/24/2026)
	4		Alcorn (11/16/2026)
BLOCKED SHOTS	1		Alcorn (11/16/2026)
	1		Bucknell (11/02/2026)
TURNOVERS	13		Alcorn (11/16/2026)
	14		at Georgetown (11/07/2026)
FOULS	19		Bucknell (11/02/2026)
	20		Wagner (11/20/2026)

2026-27 Maryland Men's Basketball
Season Schedule/Results & Leaders
All games

Game Records

Record	Overall	Home	Away	Neutral
ALL GAMES	3-3	3-1	0-1	0-1
CONFERENCE	0-0	0-0	0-0	0-0
NON-CONFERENCE	3-3	3-1	0-1	0-1

Team Results

Date	Opponent		Score	Att.	High Points	High Rebounds
11/02/2026	Bucknell	W	96-67	12023	(22) MILLS, Andre	(11) MILLS, Andre
11/07/2026	at Georgetown	L	74-86	14739	(28) PAYNE, Pharrel	(10) BULJAN, Tomislav
11/13/2026	Virginia	L	83-87	16908	(20) PAYNE, Pharrel	(6) BULJAN, Tomislav
11/16/2026	Alcorn	W	117-57	8933	(16) HOUSE, Kaden	(10) BULJAN, Tomislav
11/20/2026	Wagner	W	62-45	10701	(25) PAYNE, Pharrel	(13) PAYNE, Pharrel
11/24/2026	vs Tennessee	L	64-72	0	(17) MILLS, Andre	(11) BULJAN, Tomislav

Attendance Summary

	Games	Attend	Avg/Game
Home	4	48565	12141
Away	1	14739	14739
Neutral	1	0	0
Total	**6**	**63304**	**10551**

2026-27 Maryland Men's Basketball
Team Game-by-Game
All games

				Total		3-Pointers		Free throws		Rebounds										
Opponent	Date	Score		FG-FGA	PCT	3FG-3FGA	PCT	FT-FTA	PCT	OFF	DEF	TOT	AVG	PF	A	TO	BLK	STL	PTS	AVG
Bucknell	11/02/2026	96-67	W	34-72	.472	7-28	.250	21-31	.677	28	26	54	54.0	17	11	13	6	9	96	96.0
at Georgetown	11/07/2026	74-86	L	26-63	.413	3-20	.150	19-24	.792	19	18	37	45.5	23	9	14	1	6	74	85.0
Virginia	11/13/2026	83-87	L	24-57	.421	4-17	.235	31-39	.795	10	16	26	39.0	23	12	10	1	10	83	84.3
Alcorn	11/16/2026	117-57	W	39-62	.629	15-30	.500	24-36	.667	12	34	46	40.8	23	26	9	2	7	117	92.5
Wagner	11/20/2026	62-45	W	21-46	.457	5-22	.227	15-23	.652	11	25	36	39.8	14	11	15	6	8	62	86.4
vs Tennessee	11/24/2026	64-72	L	20-64	.313	3-27	.111	21-28	.750	22	20	42	40.2	21	5	13	0	9	64	82.7
Total		**496**		**164-364**	**.451**	**37-144**	**.257**	**131-181**	**.724**	**102**	**139**	**241**	**40.2**	**121**	**74**	**74**	**16**	**49**	**496**	**82.7**
Opponents		414		141-318	.443	47-128	.367	85-125	.680	56	123	179	29.8	141	66	96	21	30	414	69.0

Maryland Averages

Games Played	Points/ game	FG Pct	3FG Pct	FT Pct	Rebounds/ game	Assists/ game	Turnovers/ game	Assist/Turnover ratio	Steals/ game	Blocks/ game
6	82.7	45.1	25.7	72.4	40.2	12.3	12.3	1.0	8.2	2.7

2026-27 Maryland Men's Basketball
Opponents Game-by-Game
All games

				Total		3-Pointers		Free throws		Rebounds										
Opponent	Date	Score		FG-FGA	PCT	3FG-3FGA	PCT	FT-FTA	PCT	OFF	DEF	TOT	AVG	PF	A	TO	BLK	STL	PTS	AVG
Bucknell	11/02/2026	96-67	W	23-53	.434	12-31	.387	9-14	.643	6	16	22	22.0	19	17	18	1	5	67	67.0
at Georgetown	11/07/2026	74-86	L	27-52	.519	15-30	.500	17-25	.680	10	17	27	24.5	21	19	14	7	7	86	76.5
Virginia	11/13/2026	83-87	L	33-53	.623	4-10	.400	17-27	.630	8	27	35	28.0	27	11	17	4	5	87	80.0
Alcorn	11/16/2026	117-57	W	16-60	.267	1-14	.071	24-32	.750	14	18	32	29.0	29	4	13	1	4	57	74.3
Wagner	11/20/2026	62-45	W	16-50	.320	6-20	.300	7-11	.636	11	17	28	28.8	20	4	16	2	5	45	68.4
vs Tennessee	11/24/2026	64-72	L	26-50	.520	9-23	.391	11-16	.688	7	28	35	29.8	25	11	18	6	4	72	69.0
Total		**414**		**141-318**	**.443**	**47-128**	**.367**	**85-125**	**.680**	**56**	**123**	**179**	**29.8**	**141**	**66**	**96**	**21**	**30**	**414**	**69.0**
Maryland		496		164-364	.451	37-144	.257	131-181	.724	102	139	241	40.2	121	74	74	16	49	496	82.7

Opponents Averages

Games Played	Points/ game	FG Pct	3FG Pct	FT Pct	Rebounds/ game	Assists/ game	Turnovers/ game	Assist/Turnover ratio	Steals/ game	Blocks/ game
6	69.0	44.3	36.7	68.0	29.8	11.0	16.0	0.7	5.0	3.5

2026-27 Maryland Men's Basketball
Points-rebounds-assists
All games

Opponent	Date	Score		1 BROWN,AUST	2 WAGNER,D.J	7 MILLS,ANDR	8 HOUSE,KADE	9 JABRIEL,MA	10 OLADOTUN,B	11 TURKSON JR	12 BOSWELL,BI	14 TAMBEDOU,A	18 DEL PINO,G	20 MCNAIR, JR
Bucknell	11/02/2026	96-67	W	2-3-1	10-5-3	22-11-2	14-5-0	DNP	7-4-1	2-0-0	3-3-2	0-0-0	DNP	6-3-2
at Georgetown	11/07/2026	74-86	L	0-0-1	11-4-3	9-2-0	13-2-2	DNP	2-2-0	DNP	2-3-2	3-1-0	DNP	0-0-0
Virginia	11/13/2026	83-87	L	DNP	9-3-5	6-1-2	17-3-3	DNP	2-1-0	DNP	2-4-0	0-0-0	DNP	15-3-0
Alcorn	11/16/2026	117-57	W	9-4-0	14-2-2	15-1-3	16-3-6	0-0-1	6-3-4	2-1-0	6-3-4	2-2-0	11-4-0	14-1-2
Wagner	11/20/2026	62-45	W	0-1-1	2-2-4	13-4-0	5-2-2	DNP	7-1-1	0-1-0	0-2-1	0-0-0	0-0-0	1-3-1
vs Tennessee	11/24/2026	64-72	L	0-0-0	14-5-1	17-2-1	10-2-0	DNP	0-1-0	DNP	0-2-1	0-0-0	DNP	5-5-0

Opponent	Date	Score		21 PAYNE,PHAR	23 BULJAN,TOM	24 K'MEDEHOUT	25 JENNINGS,R
Bucknell	11/02/2026	96-67	W	13-6-0	10-7-0	DNP	7-2-0
at Georgetown	11/07/2026	74-86	L	28-8-0	4-10-1	DNP	2-4-0
Virginia	11/13/2026	83-87	L	20-3-2	8-6-0	DNP	4-0-0
Alcorn	11/16/2026	117-57	W	12-4-1	9-10-2	0-0-0	1-4-1
Wagner	11/20/2026	62-45	W	25-13-1	7-4-0	DNP	2-1-0
vs Tennessee	11/24/2026	64-72	L	5-5-0	13-11-2	DNP	0-1-0

2026-27 BOX SCORES

EXH 1: MARYLAND 85, GEORGIA TECH 70

Official Basketball Box Score - Final
Georgia Tech at Maryland
10/11/26 Chesapeake Employers Insurance Arena, Baltimore
2026-27 Men's Basketball

Game Time: 4:30 P
Game Duration: 2:
Attendance: 2,2
Official

Georgia Tech - 70 Record: 0-0

NO.	Name		Min	FG M-A	3P M-A	FT M-A	Rebounds OR	DR	TOT	Fouls PF	FD	TP	AS	TO	ST	Blocks BS	BA	+/-
7	Jackson Fields	F	26:07	3-8	0-4	3-7	5	5	10	2	6	9	0	2	0	1	2	-18
10	Tylis Jordan	F	26:14	5-11	1-2	2-4	1	3	4	3	2	13	0	0	1	0	0	-9
14	Jackson McVey	C	17:10	0-0	0-0	0-0	0	1	1	2	0	0	0	1	0	1	0	-13
3	Nasir Whitlock	G	25:39	5-9	3-7	4-6	0	3	3	3	5	17	0	3	1	0	0	-13
12	Kam Craft	G	12:47	0-3	0-2	0-0	0	0	0	1	0	0	0	1	2	0	0	-16
0	Colby Garland		21:57	1-6	0-2	4-5	0	2	2	1	5	6	2	4	3	0	0	-4
5	Moustapha Diop		14:54	3-5	1-1	0-0	1	1	2	4	0	7	0	1	0	1	1	0
1	Kayden Allen		20:08	4-10	0-2	7-7	1	1	2	1	3	15	1	2	1	0	0	-1
8	Cole Kirouac		02:37	0-0	0-0	0-0	0	0	0	0	1	0	0	0	0	0	0	-2
2	Kaiden Bailey		15:38	1-4	1-4	0-0	1	2	3	1	2	3	3	1	1	0	0	2
30	Courtland Muldrew		16:49	0-2	0-1	0-0	0	2	2	3	0	0	1	1	0	0	0	-1
Team							3	1	4	0		0		0				
Totals				22-58	6-25	20-29	12	21	33	21	24	70	7	16	9	3	3	-15

Major Fouls: NONE

Maryland - 85 Record: 0-0

NO.	Name		Min	FG M-A	3P M-A	FT M-A	Rebounds OR	DR	TOT	Fouls PF	FD	TP	AS	TO	ST	Blocks BS	BA	+/-
1	Austin Brown	F	13:50	2-4	0-2	1-1	1	3	4	4	1	5	0	0	0	0	0	2
21	Pharrel Payne	F	19:54	7-9	0-0	2-2	4	5	9	3	4	16	2	2	3	0	0	20
2	D.J. Wagner	G	25:51	3-11	0-3	0-2	2	1	3	0	2	6	3	2	3	0	1	9
7	Andre Mills	G	19:43	4-9	3-6	0-0	2	5	7	2	1	11	3	2	1	0	0	25
20	Mike McNair, Jr.	G	21:05	3-5	3-3	0-0	0	3	3	1	0	9	0	2	0	0	1	11
10	Baba Oladotun		24:42	1-5	0-3	4-9	0	1	1	4	6	6	1	2	2	0	0	1
12	Bishop Boswell		07:43	1-2	0-1	0-0	1	1	2	0	0	2	1	0	0	0	0	7
25	Robert Jennings		13:03	1-3	0-1	2-2	0	1	1	0	1	4	0	1	0	0	1	12
8	Kaden House		13:54	4-7	2-2	4-4	1	0	1	5	2	14	0	1	2	1	0	16
11	George Turkson Jr.		06:22	0-0	0-0	0-0	1	1	2	0	0	0	0	0	0	0	0	-3
18	Guillermo Del Pino		14:21	0-0	0-0	2-2	0	1	1	0	1	2	1	0	1	0	0	-5
14	Adama Tambedou		10:14	3-5	0-0	4-5	2	1	3	4	3	10	0	2	1	2	0	-9
9	Maban Jabriel		05:45	0-0	0-0	0-0	0	1	1	0	0	0	0	0	0	0	0	-4
24	Alex K'Medehouto		03:33	0-0	0-0	0-0	1	0	1	1	0	0	0	2	0	0	0	-7
Team							1	4	5	0		0		1				
Totals				29-60	8-21	19-27	16	28	44	24	21	85	11	17	13	3	3	15

Major Fouls: NONE

Shooting By Period		
1st FG%	7-29	24.1%
3PT%	2-13	15.4%
FT%	8-9	88.9%
2nd FG%	15-29	51.7%
3PT%	4-12	33.3%
FT%	12-20	60%
GM FG%	22-58	37.9%
3PT%	6-25	24.0%
FT%	20-29	69.0%

Dead Ball Rebounds: 5, 0

Shooting By Period		
1st FG%	17-32	53.1%
3PT%	5-11	45.5%
FT%	6-11	54.5%
2nd FG%	12-28	42.9%
3PT%	3-10	30.0%
FT%	13-16	81.3%
GM FG%	29-60	48.3%
3PT%	8-21	38.1%
FT%	19-27	70.4%

Dead Ball Rebounds: 2, 0

	GTU	UMD
Biggest lead	0 (1st 20:00)	27 (2nd 10:14)
Best Scoring Run	8 (2nd 15:04)	12 (1st 2:03)
Lead Changes	0	
Times Tied	0	
Time with Lead	00:00	39:14

Points from	GTU	UMD
Turnovers	11	22
Paint	22	40
Second Chance	17	19
Fast Breaks	0	15
Bench	31	38

Period by Period Scoring	1st	2nd	TOT
GTU	24	46	70
UMD	45	40	85

EXH 2: MARYLAND 90, WEST VIRGINIA 81 (OT)

Official Basketball Box Score - Final
West Virginia at Maryland
10/18/26 XFINITY Center, College Park
2026-27 Men's Basketball

Game Time: 3:00 F
Game Duration: 2:
Attendance: 10,0
Officials: Tim Corner, Larry Scirotto, Kelly Pfeil

West Virginia - 81 Record: 0-0

NO.	Name		Min	FG M-A	3P M-A	FT M-A	Rebounds OR	DR	TOT	Fouls PF	FD	TP	AS	TO	ST	Blocks BS	BA	+/-
0	Brenen Lorient	F	27:25	3-5	0-1	0-0	2	1	3	3	0	6	2	1	3	2	0	-17
14	Mouhamed Sylla	C	19:13	1-3	0-2	0-0	0	3	3	4	1	2	0	0	1	3	0	-10
1	Miles Sadler	G	26:47	4-13	2-4	6-6	0	0	0	5	7	16	4	4	2	0	2	-9
3	Joson Sanon	G	12:21	0-1	0-1	0-0	1	0	1	3	0	0	0	1	0	0	0	-6
11	Finley Bizjack	G	36:32	6-13	5-8	8-8	1	1	2	1	3	25	2	4	0	0	0	-2
6	Martin Somerville		30:18	3-11	2-10	5-5	1	3	4	2	4	13	1	1	2	1	0	-7
22	Javan Buchanan		22:50	0-5	0-1	0-0	0	3	3	1	0	0	1	2	0	0	2	17
5	Amadou Seini		22:24	3-6	0-1	0-1	4	7	11	3	3	6	0	0	0	1	1	-9
7	Seydou Traore		26:24	5-7	0-1	3-4	3	3	6	2	2	13	1	0	2	3	0	-2
24	Max Olejasz		00:46	0-0	0-0	0-0	0	0	0	0	0	0	0	0	0	0	0	0
Team							2	1	3	0		0		1				
Totals				25-64	9-29	22-24	14	22	36	24	20	81	11	14	10	10	5	-9

Major Fouls: NONE

Maryland - 90 Record: 0-0

NO.	Name		Min	FG M-A	3P M-A	FT M-A	Rebounds OR	DR	TOT	Fouls PF	FD	TP	AS	TO	ST	Blocks BS	BA	+/-
21	Pharrel Payne	F	36:40	10-18	1-1	5-11	10	3	13	3	8	26	1	6	0	2	3	11
23	Tomislav Buljan	F	28:11	0-6	0-1	2-2	4	3	7	2	1	2	4	0	4	0	1	9
2	D.J. Wagner	G	37:47	2-8	1-1	0-0	1	5	6	0	1	5	4	2	2	0	2	10
7	Andre Mills	G	35:26	9-15	4-7	5-6	2	6	8	4	5	27	1	3	0	1	2	14
20	Mike McNair, Jr.	G	24:47	3-5	3-5	6-6	0	1	1	0	3	15	0	1	1	0	0	-3
8	Kaden House		27:11	4-10	1-3	1-2	0	0	0	3	2	10	2	0	1	0	1	16
10	Baba Oladotun		09:38	0-1	0-0	0-1	0	1	1	1	1	0	1	1	0	1	1	-7
25	Robert Jennings		17:17	0-2	0-1	5-6	2	4	6	5	3	5	0	0	0	0	0	-2
1	Austin Brown		04:27	0-2	0-1	0-0	2	0	2	2	0	0	0	1	0	0	0	-4
11	George Turkson Jr.		03:37	0-0	0-0	0-0	0	0	0	0	0	0	0	0	0	0	1	1
Team							3	1	4	1		0		2				
Totals				28-67	10-20	24-34	24	24	48	21	24	90	13	16	8	5	10	9

Major Fouls: Coach (TF) 2nd 12:24

Shooting By Period		
1st FG%	16-37	43.2%
3PT%	8-17	47.1%
FT%	6-7	85.7%
2nd FG%	9-21	42.9%
3PT%	1-9	11.1%
FT%	10-11	90.9%
OT FG%	0-6	0.0%
3PT%	0-3	0.0%
FT%	6-6	100%
GM FG%	25-64	39.1%
3PT%	9-29	31.0%
FT%	22-24	91.7%

Dead Ball Rebounds: 2, 0

Shooting By Period		
1st FG%	11-29	37.9%
3PT%	3-9	33.3%
FT%	6-11	54.5%
2nd FG%	14-34	41.2%
3PT%	5-9	55.6%
FT%	11-15	73.3%
OT FG%	3-4	75.0%
3PT%	2-2	100.0%
FT%	7-8	87.5%
GM FG%	28-67	41.8%
3PT%	10-20	50.0%
FT%	24-34	70.6%

Dead Ball Rebounds: 3, 1

	WVU	UMD
Biggest lead	19 (1st 3:37)	9 (1st OT 0:45)
Best Scoring Run	9 (1st 3:37)	12 (2nd 13:39)
Lead Changes	8	
Times Tied	4	
Time with Lead	22:52	19:20

Points from	WVU	UMD
Turnovers	27	19
Paint	32	34
Second Chance	18	26
Fast Breaks	9	12
Bench	32	15

Period by Period Scoring	1st	2nd	OT1	TOT
WVU	46	29	6	81
UMD	31	44	15	90

GAME 1: MARYLAND 96, BUCKNELL 67

Official Basketball Box Score - Final
Bucknell at Maryland
11/02/26 XFINITY Center, College Park
2026-27 Men's Basketball

Game Time: 7:00 PM
Game Duration: 2:0
Attendance: 12,02
Officials: Brian Dorsey, Jim Bruno, Kevin Rahe

Bucknell - 67 Record: 0-1

NO.	Name		Min	FG M-A	3P M-A	FT M-A	Rebounds OR	DR	TOT	Fouls PF	FD	TP	AS	TO	ST	Blocks BS	BA	+/-
0	Patrick O'Brien	F	19:45	3-5	1-2	0-0	0	0	0	2	1	7	4	0	1	0	1	-16
13	Luca Soroa Schaller	F	24:01	2-3	1-1	2-2	0	3	3	4	2	7	4	2	1	1	0	-11
2	Jayden Williams	G	24:13	2-6	0-4	0-0	0	2	2	3	1	4	0	6	0	0	0	-19
3	Aleksander Pachucki	G	31:09	8-14	7-11	0-0	0	0	0	2	0	23	2	1	0	0	0	-20
4	Rocco Lamuno	G	25:39	3-6	2-4	4-4	0	2	2	1	5	12	3	1	0	0	1	-18
6	Kyle Marshall		23:55	2-5	0-1	0-2	0	4	4	0	2	4	0	3	2	0	1	-17
9	Ethan Marten-Coney		09:54	2-6	0-2	0-0	2	1	3	1	0	4	0	2	0	0	1	-4
11	Luke Soden		12:20	0-2	0-1	2-4	0	2	2	3	4	2	0	1	1	0	1	-13
10	Ludvik Bergseng		09:01	0-2	0-1	0-0	1	0	1	2	0	0	1	0	0	0	0	-9
1	Jacob Meachem		08:18	1-2	1-2	1-2	0	0	0	0	1	4	2	1	0	0	0	-7
12	Mert Kocagozoglu		08:48	0-2	0-2	0-0	1	0	1	0	1	0	0	0	0	0	1	-8
8	Danny Kennard		02:57	0-0	0-0	0-0	1	0	1	1	0	0	1	0	0	0	0	-3
Team							1	2	3	0		0		1				
Totals				23-53	12-31	9-14	6	16	22	19	17	67	17	18	5	1	6	-29

Major Fouls: NONE

Maryland - 96 Record: 1-0

NO.	Name		Min	FG M-A	3P M-A	FT M-A	Rebounds OR	DR	TOT	Fouls PF	FD	TP	AS	TO	ST	Blocks BS	BA	+/-
21	Pharrel Payne	F	23:55	5-6	0-0	3-9	3	3	6	1	6	13	0	2	2	2	1	17
23	Tomislav Buljan	F	20:00	3-6	0-0	4-4	5	2	7	1	4	10	0	1	2	0	0	13
2	D.J. Wagner	G	22:10	5-13	0-4	0-0	1	4	5	2	0	10	3	2	1	1	0	18
7	Andre Mills	G	23:03	8-12	3-6	3-4	2	9	11	1	2	22	2	3	1	0	0	15
20	Mike McNair, Jr.	G	20:54	2-3	2-3	0-0	3	0	3	3	0	6	2	0	1	1	0	14
1	Austin Brown		12:19	0-6	0-4	2-2	2	1	3	2	1	2	1	0	0	0	0	5
8	Kaden House		17:34	4-9	0-2	6-6	3	2	5	0	3	14	0	1	2	0	0	14
12	Bishop Boswell		16:49	1-6	1-4	0-0	3	0	3	4	0	3	2	2	0	0	0	15
10	Baba Oladotun		19:06	3-6	0-2	1-4	1	3	4	1	2	7	1	1	0	2	0	16
25	Robert Jennings		15:38	2-2	1-1	2-2	1	1	2	0	1	7	0	1	0	0	0	9
11	George Turkson Jr.		04:10	1-2	0-1	0-0	0	0	0	1	0	2	0	0	0	0	0	3
14	Adama Tambedou		04:22	0-1	0-1	0-0	0	0	0	1	0	0	0	0	0	0	0	6
Team							4	1	5	0		0		0				
Totals				34-72	7-28	21-31	28	26	54	17	19	96	11	13	9	6	1	29

Major Fouls: NONE

Shooting By Period		
1st FG%	11-27	40.7%
3PT%	6-15	40.0%
FT%	2-2	100%
2nd FG%	12-26	46.2%
3PT%	6-16	37.5%
FT%	7-12	58.3%
GM FG%	23-53	43.4%
3PT%	12-31	38.7%
FT%	9-14	64.3%

Dead Ball Rebounds: 3, 0

Shooting By Period		
1st FG%	12-32	37.5%
3PT%	6-16	37.5%
FT%	14-21	66.7%
2nd FG%	22-40	55.0%
3PT%	1-12	8.3%
FT%	7-10	70%
GM FG%	34-72	47.2%
3PT%	7-28	25.0%
FT%	21-31	67.7%

Dead Ball Rebounds: 4, 0

	BUCK	UMD
Biggest lead	2 (1st 7:14)	29 (2nd 5:55)
Best Scoring Run	6 (2nd 5:05)	10 (1st 4:41)
Lead Changes	4	
Times Tied	4	
Time with Lead	01:07	38:03

Points from	BUCK	UMD
Turnovers	14	22
Paint	18	54
Second Chance	4	28
Fast Breaks	11	18
Bench	14	35

Period by Period Scoring	1st	2nd	TOT
BUCK	30	37	67
UMD	44	52	96

GAME 2: GEORGETOWN 86, MARYLAND 74

Official Basketball Box Score - Final
Maryland at Georgetown
11/07/26 Capital One Arena, Washington
2026-27 Men's Basketball

Game Time: 7:30 F
Game Duration: 2:
Attendance: 14,7
Officials: John Gaffney, Paul Szelc, Brian O'Conn

Maryland - 74 Record: 1-1

NO.	Name		Min	FG M-A	3P M-A	FT M-A	Rebounds OR	DR	TOT	Fouls PF	FD	TP	AS	TO	ST	Blocks BS	BA	+/-
21	Pharrel Payne	F	30:37	10-14	0-1	8-8	7	1	8	4	7	28	0	3	0	0	1	-17
23	Tomislav Buljan	F	20:49	1-4	0-0	2-2	6	4	10	2	2	4	1	3	0	0	1	-5
2	D.J. Wagner	G	28:53	4-10	0-4	3-3	1	3	4	1	2	11	3	1	1	0	2	-10
7	Andre Mills	G	19:05	4-15	1-7	0-0	1	1	2	3	0	9	0	0	1	0	1	-16
20	Mike McNair, Jr.	G	21:33	0-2	0-1	0-0	0	0	0	4	1	0	0	2	2	0	1	1
8	Kaden House		21:17	3-6	2-2	5-7	0	2	2	1	3	13	2	0	0	0	0	-3
25	Robert Jennings		13:30	1-2	0-1	0-0	1	3	4	3	1	2	0	2	0	0	0	-9
10	Baba Oladotun		18:01	1-3	0-0	0-2	1	1	2	1	3	2	0	0	2	0	1	10
12	Bishop Boswell		20:27	1-5	0-3	0-0	1	2	3	3	1	2	2	2	0	0	0	-13
1	Austin Brown		04:28	0-1	0-1	0-0	0	0	0	1	0	0	1	0	0	1	0	-4
14	Adama Tambedou		01:20	1-1	0-0	1-2	1	0	1	0	1	3	0	0	0	0	0	6
Team							0	1	1	0		0		1				
Totals				26-63	3-20	19-24	19	18	37	23	21	74	9	14	6	1	7	-12

Major Fouls: NONE

Georgetown - 86 Record: 2-0

NO.	Name		Min	FG M-A	3P M-A	FT M-A	Rebounds OR	DR	TOT	Fouls PF	FD	TP	AS	TO	ST	Blocks BS	BA	+/-
4	Caleb Williams	F	26:40	0-4	0-4	6-6	2	3	5	3	5	6	1	1	2	1	0	12
3	Vincent Iwuchukwu	C	22:07	5-9	0-0	2-7	3	1	4	4	6	12	1	1	1	0	0	9
9	Elmarko Jackson	G	32:45	5-7	3-5	4-4	0	2	2	3	3	17	2	3	0	0	0	1
15	Jaland Lowe	G	36:01	6-9	5-8	5-8	0	5	5	1	4	22	8	3	0	0	0	25
45	Kayvaun Mulready	G	34:28	5-10	5-9	0-0	0	3	3	1	2	15	2	1	3	1	0	16
11	Chol Machot		17:53	3-5	0-0	0-0	4	1	5	3	2	6	0	0	0	5	0	3
22	Gabriel Landeira		15:26	2-4	2-3	0-0	0	2	2	3	1	6	4	1	0	0	1	0
7	Josiah Parker		13:20	1-3	0-1	0-0	0	0	0	3	0	2	1	3	1	0	0	0
14	Seal Diouf		01:20	0-1	0-0	0-0	0	0	0	0	0	0	0	0	0	0	0	-6
Team							1	0	1	0		0		1				
Totals				27-52	15-30	17-25	10	17	27	21	23	86	19	14	7	7	1	12

Major Fouls: NONE

Shooting By Period		
1st FG%	13-36	36.1%
3PT%	1-11	9.1%
FT%	1-1	100%
2nd FG%	13-27	48.1%
3PT%	2-9	22.2%
FT%	18-23	78.3%
GM FG%	26-63	41.3%
3PT%	3-20	15.0%
FT%	19-24	79.2%

Dead Ball Rebounds: 5, 0

Shooting By Period		
1st FG%	15-30	50.0%
3PT%	8-17	47.1%
FT%	6-6	100%
2nd FG%	12-22	54.5%
3PT%	7-13	53.8%
FT%	11-19	57.9%
GM FG%	27-52	51.9%
3PT%	15-30	50.0%
FT%	17-25	68.0%

Dead Ball Rebounds: 5, 1

	UMD	GTWN
Biggest lead	2 (1st 15:53)	27 (2nd 5:19)
Best Scoring Run	10 (2nd 0:15)	12 (1st 0:53)
Lead Changes	2	
Times Tied	3	
Time with Lead	00:12	38:01

Points from	UMD	GTWN
Turnovers	20	15
Paint	42	22
Second Chance	23	20
Fast Breaks	9	23
Bench	22	14

Period by Period Scoring	1st	2nd	TOT
UMD	28	46	74
GTWN	44	42	86

GAME 3: #6 VIRGINIA 87, MARYLAND 83

Official Basketball Box Score - Final
Virginia at Maryland
11/13/26 XFINITY Center, College Park
2026-27 Men's Basketball

Game Time: 8:00 P
Game Duration: 2:
Attendance: 16,9

Officials: Paul Szelc, Michael Reed, Randy Richards

Virginia - 87 Record: 5-0

NO.	Name		Min	FG M-A	3P M-A	FT M-A	Rebounds OR	DR	TOT	Fouls PF	FD	TP	AS	TO	ST	Blocks BS	BA	+/-
22	Nolan Adekunle	F	18:47	0-1	0-0	0-0	0	2	2	5	0	0	3	0	1	0	0	1
28	Thijs De Ridder	F	32:10	8-13	2-3	2-3	0	7	7	3	3	20	0	2	2	0	1	6
17	Johann Grünloh	C	37:18	4-9	0-1	7-11	3	4	7	4	7	15	1	2	0	3	0	6
1	Chance Mallory	G	34:51	4-6	2-3	2-4	1	4	5	5	4	12	4	3	1	0	0	13
5	Sam Lewis	G	34:14	12-16	0-2	4-4	1	6	7	3	6	28	1	7	1	1	0	1
12	Elijah Gertrude		19:18	2-4	0-1	2-4	0	0	0	2	2	6	1	1	0	0	0	-5
6	Kalu Anya		09:14	2-3	0-0	0-1	1	1	2	4	1	4	1	0	0	0	0	1
7	Martin Carrere		10:26	1-1	0-0	0-0	1	2	3	1	0	2	0	1	0	0	0	3
37	Jan Vide		03:09	0-0	0-0	0-0	0	0	0	0	0	0	0	1	0	0	0	-4
4	Jurian Dixon		00:33	0-0	0-0	0-0	0	0	0	0	0	0	0	0	0	0	0	-2
Team							1	1	2	0		0		0				
Totals				33-53	4-10	17-27	8	27	35	27	23	87	11	17	5	4	1	4

Major Fouls: NONE

Shooting By Period		
1st FG%	13-27	48.1%
3PT%	1-5	20.0%
FT%	9-14	64.3%
2nd FG%	20-26	76.9%
3PT%	3-5	60.0%
FT%	8-13	61.5%
GM FG%	33-53	62.3%
3PT%	4-10	40.0%
FT%	17-27	63.0%

Dead Ball Rebounds: 6, 0

Maryland - 83 Record: 1-2

NO.	Name		Min	FG M-A	3P M-A	FT M-A	Rebounds OR	DR	TOT	Fouls PF	FD	TP	AS	TO	ST	Blocks BS	BA	+/-
21	Pharrel Payne	F	34:27	6-10	0-0	8-10	1	2	3	2	7	20	2	2	0	1	0	-8
25	Robert Jennings	F	15:35	1-2	0-1	2-2	0	0	0	4	2	4	0	2	1	0	0	-5
2	D.J. Wagner	G	28:10	4-7	1-2	0-2	1	2	3	1	1	9	5	1	2	0	1	-7
7	Andre Mills	G	22:21	2-13	0-4	2-2	0	1	1	2	2	6	2	1	3	0	2	10
12	Bishop Boswell	G	23:49	1-4	0-1	0-1	0	4	4	3	2	2	0	1	1	0	0	-14
23	Tomislav Buljan		21:58	2-2	0-0	4-6	2	4	6	3	3	8	0	0	1	0	0	-5
8	Kaden House		28:15	4-11	0-2	9-10	3	0	3	4	6	17	3	2	1	0	1	7
10	Baba Oladotun		06:06	1-2	0-1	0-0	0	1	1	3	1	2	0	1	0	0	0	-10
20	Mike McNair, Jr.		17:57	3-6	3-6	6-6	3	0	3	0	3	15	0	0	1	0	0	9
14	Adama Tambedou		01:23	0-0	0-0	0-0	0	0	0	1	0	0	0	0	0	0	0	3
Team							0	2	2	0		0		0				
Totals				24-57	4-17	31-39	10	16	26	23	27	83	12	10	10	1	4	-4

Major Fouls: NONE

Shooting By Period		
1st FG%	13-28	46.4%
3PT%	2-8	25.0%
FT%	19-24	79.2%
2nd FG%	11-29	37.9%
3PT%	2-9	22.2%
FT%	12-15	80%
GM FG%	24-57	42.1%
3PT%	4-17	23.5%
FT%	31-39	79.5%

Dead Ball Rebounds: 4, 0

	UVA	UMD
Biggest lead	8 (2nd 1:33)	11 (1st 0:00)
Best Scoring Run	9 (2nd 9:38)	7 (1st 14:42)
Lead Changes	5	
Times Tied	5	
Time with Lead	07:54	30:10

Points from	UVA	UMD
Turnovers	15	24
Paint	58	36
Second Chance	8	17
Fast Breaks	6	8
Bench	12	42

Period by Period Scoring	1st	2nd	TOT
UVA	36	51	87
UMD	47	36	83

GAME 4: MARYLAND 117, ALCORN STATE 57

Official Basketball Box Score - Final
Alcorn at Maryland
11/16/26 XFINITY Center, College Park, MD
2026-27 Men's Basketball

Game Time: 6:00 P
Game Duration: 2:
Attendance: 8,9

Officials: Brian Dorsey, Tim Comer, Verne Har

Alcorn - 57 Record: 0-5

NO.	Name		Min	FG M-A	3P M-A	FT M-A	Rebounds OR	DR	TOT	Fouls PF	FD	TP	AS	TO	ST	Blocks BS	BA	+/-
13	Ma'Kye Taylor	F	11:53	1-3	0-1	0-0	2	0	2	3	2	2	0	0	0	0	0	-21
35	Adam Tokpah	C	11:20	0-0	0-0	0-2	1	0	1	3	1	0	0	0	0	0	0	-16
0	Jahseem Felton	G	21:08	1-7	0-2	2-2	0	1	1	1	1	4	0	3	0	0	0	-34
1	Trey Thomas	G	22:37	4-15	0-2	3-4	0	2	2	1	3	11	0	0	2	0	0	-40
11	Saxby Sunderland	G	18:43	0-4	0-0	0-0	3	1	4	4	2	0	1	1	0	0	1	-26
2	Bobby Cannon		23:02	3-8	0-1	2-2	2	5	7	4	3	8	2	3	0	1	0	-35
23	Ethan Griffin		07:24	0-0	0-0	0-0	0	1	1	5	0	0	0	0	0	0	0	-6
3	Calvin Sirmans		16:47	2-6	0-2	3-3	0	0	0	2	2	7	1	2	1	0	0	-26
6	Josh Powell		17:43	4-7	1-2	4-6	1	1	2	3	3	13	0	0	0	0	0	-22
7	Braylhan Thomas		17:44	0-8	0-3	7-8	1	1	2	0	3	7	0	2	1	0	1	-23
15	Christian Richardson		09:16	1-1	0-0	2-2	0	2	2	1	1	4	0	0	0	0	0	-17
10	Nigel Thomas		12:36	0-0	0-0	0-1	1	0	1	1	1	0	0	1	0	0	0	-17
8	Jaylin Craine		05:18	0-0	0-0	0-0	0	0	0	0	0	0	0	0	0	0	0	-9
12	Cameron Zeigler		04:29	0-1	0-1	1-2	0	0	0	1	1	1	0	0	0	0	0	-8
Team							3	4	7	0		0		1				
Totals				16-60	1-14	24-32	14	18	32	29	23	57	4	13	4	1	2	-60

Major Fouls: NONE

Shooting By Period		
1st FG%	8-31	25.8%
3PT%	1-8	12.5%
FT%	13-16	81.3%
2nd FG%	8-29	27.6%
3PT%	0-6	0.0%
FT%	11-16	68.8%
GM FG%	16-60	26.7%
3PT%	1-14	7.1%
FT%	24-32	75.0%

Dead Ball Rebounds: 3, 0

Maryland - 117 Record: 2-2

NO.	Name		Min	FG M-A	3P M-A	FT M-A	Rebounds OR	DR	TOT	Fouls PF	FD	TP	AS	TO	ST	Blocks BS	BA	+/-
1	Austin Brown	F	14:42	3-5	2-4	1-2	3	1	4	4	1	9	0	1	0	0	0	24
21	Pharrel Payne	F	15:37	4-5	0-0	4-6	1	3	4	0	5	12	1	2	0	0	0	21
2	D.J. Wagner	G	17:40	5-7	3-5	1-3	0	2	2	2	4	14	2	1	0	0	0	36
12	Bishop Boswell	G	16:32	2-5	1-3	1-1	0	3	3	4	2	6	4	0	1	1	0	27
20	Mike McNair, Jr.	G	21:10	4-7	4-6	2-2	0	1	1	2	1	14	2	1	0	0	0	49
23	Tomislav Buljan		22:42	3-3	0-0	3-6	1	9	10	4	5	9	2	0	2	0	0	43
7	Andre Mills		18:43	4-6	3-4	4-4	1	0	1	1	2	15	3	1	1	0	0	16
8	Kaden House		18:13	5-8	1-3	5-6	1	2	3	1	5	16	6	0	2	0	1	15
10	Baba Oladotun		17:25	3-6	0-2	0-1	0	3	3	1	1	6	4	1	0	0	0	14
25	Robert Jennings		11:12	0-2	0-1	1-2	1	3	4	2	1	1	1	0	1	0	0	8
14	Adama Tambedou		06:01	1-2	0-0	0-0	0	2	2	0	0	2	0	0	0	1	0	8
11	George Turkson Jr.		06:17	1-1	0-0	0-1	0	1	1	0	1	2	0	1	0	0	0	15
18	Guillermo Del Pino		07:49	4-5	1-2	2-2	2	2	4	1	1	11	0	0	0	0	0	13
9	Maban Jabriel		04:29	0-0	0-0	0-0	0	0	0	1	0	0	0	1	1	0	0	8
24	Alex K'Medehouto		01:28	0-0	0-0	0-0	0	0	0	0	0	0	0	0	0	0	0	3
Team							2	2	4	0		0		0				
Totals				39-62	15-30	24-36	12	34	46	23	29	117	26	9	7	2	1	60

Major Fouls: NONE

Shooting By Period		
1st FG%	19-29	65.5%
3PT%	11-16	68.8%
FT%	11-19	57.9%
2nd FG%	20-33	60.6%
3PT%	4-14	28.6%
FT%	13-17	76.5%
GM FG%	39-62	62.9%
3PT%	15-30	50.0%
FT%	24-36	66.7%

Dead Ball Rebounds: 5, 1

	ASU	UMD
Biggest lead	0 (1st 20:00)	60 (2nd 0:25)
Best Scoring Run	4 (1st 13:32)	10 (2nd 8:59)
Lead Changes	0	
Times Tied	0	
Time with Lead	00:00	39:43

Points from	ASU	UMD
Turnovers	8	21
Paint	22	48
Second Chance	7	18
Fast Breaks	11	21
Bench	40	62

Period by Period Scoring	1st	2nd	TOT
ASU	30	27	57
UMD	60	57	117

GAME 5: MARYLAND 62, WAGNER 45

Official Basketball Box Score - Final
Wagner at Maryland
11/20/26 XFINITY Center, College Park
2026-27 Men's Basketball

Game Time: 7:00 PM
Game Duration: 2:0
Attendance: 10,70

Officials: Jeffrey Anderson, Anthony Burris, Edwin Youn

Wagner - 45 Record: 1-5

NO.	Name		Min	FG M-A	3P M-A	FT M-A	Rebounds OR	DR	TOT	Fouls PF	FD	TP	AS	TO	ST	Blocks BS	BA	+/-
7	Tajae Jones	F	24:49	3-8	0-0	1-1	3	2	5	4	4	7	2	0	0	1	2	-6
13	Kareem Watson	F	27:25	4-8	3-5	3-4	0	3	3	2	3	14	0	2	0	0	0	0
24	Youssouf Singare	C	23:35	1-1	0-0	0-0	0	2	2	4	0	2	0	2	1	0	0	-1
1	Taj Bryant	G	29:25	2-7	1-2	1-2	0	3	3	1	1	6	1	2	2	0	1	-14
3	Cam Estevez	G	26:01	4-13	2-8	0-0	0	0	0	1	0	10	0	3	1	0	1	-3
8	AJ Rodriguez		16:56	0-4	0-2	0-1	2	1	3	1	1	0	0	1	1	0	0	-9
0	Jaren Curtis		12:33	0-4	0-2	0-0	2	0	2	1	0	0	0	1	0	0	2	-5
6	Ryan Pettis		19:38	1-3	0-1	2-3	1	1	2	1	2	4	0	0	0	0	0	-14
10	Gavin Edwards		13:19	1-2	0-0	0-0	0	2	2	2	1	2	1	2	0	0	0	-18
2	William Patterson		04:51	0-0	0-0	0-0	0	0	0	2	1	0	0	1	0	1	0	-11
9	Fredrick Hassan		01:28	0-0	0-0	0-0	0	0	0	1	0	0	0	0	0	0	0	-4
Team							3	3	6	0		0		2				
Totals				16-50	6-20	7-11	11	17	28	20	13	45	4	16	5	2	6	-17

Major Fouls: Watson (TF) 2nd 2:36

Shooting By Period		
1st FG%	8-26	30.8%
3PT%	5-13	38.5%
FT%	0-0	0%
2nd FG%	8-24	33.3%
3PT%	1-7	14.3%
FT%	7-11	63.6%
GM FG%	16-50	32.0%
3PT%	6-20	30.0%
FT%	7-11	63.6%

Dead Ball Rebounds: 2, 0

Maryland - 62 Record: 3-2

NO.	Name		Min	FG M-A	3P M-A	FT M-A	Rebounds OR	DR	TOT	Fouls PF	FD	TP	AS	TO	ST	Blocks BS	BA	+/-
21	Pharrel Payne	F	25:30	9-11	0-0	7-11	5	8	13	2	9	25	1	2	0	4	1	14
23	Tomislav Buljan	F	23:15	2-4	0-1	3-4	2	2	4	3	4	7	0	3	2	0	0	0
2	D.J. Wagner	G	26:08	1-5	0-3	0-0	0	2	2	0	0	2	4	1	1	0	0	9
7	Andre Mills	G	25:43	5-11	3-7	0-0	1	3	4	3	0	13	0	1	2	1	1	8
20	Mike McNair, Jr.	G	19:20	0-4	0-4	1-2	1	2	3	1	1	1	1	1	2	0	0	-1
8	Kaden House		18:40	1-4	0-2	3-4	0	2	2	0	4	5	2	2	1	0	0	17
12	Bishop Boswell		19:06	0-1	0-1	0-0	0	2	2	2	0	0	1	3	0	0	0	13
1	Austin Brown		10:34	0-0	0-0	0-0	0	1	1	1	0	0	1	0	0	0	0	5
10	Baba Oladotun		14:09	2-2	2-2	1-2	0	1	1	0	1	7	1	1	0	0	0	9
25	Robert Jennings		10:39	1-2	0-0	0-0	0	1	1	2	0	2	0	0	0	1	0	7
18	Guillermo Del Pino		02:36	0-2	0-2	0-0	0	0	0	0	0	0	0	0	0	0	0	2
11	George Turkson Jr.		02:10	0-0	0-0	0-0	0	1	1	0	0	0	0	0	0	0	0	1
14	Adama Tambedou		02:10	0-0	0-0	0-0	0	0	0	0	0	0	0	0	0	0	0	1
Team							2	0	2	0		0		1				
Totals				21-46	5-22	15-23	11	25	36	14	19	62	11	15	8	6	2	17

Major Fouls: Boswell (TF) 2nd 2:36

Shooting By Period		
1st FG%	13-27	48.1%
3PT%	4-14	28.6%
FT%	3-5	60%
2nd FG%	8-19	42.1%
3PT%	1-8	12.5%
FT%	12-18	66.7%
GM FG%	21-46	45.7%
3PT%	5-22	22.7%
FT%	15-23	65.2%

Dead Ball Rebounds: 5, 0

	WAG	UMD
Biggest lead	0 (1st 20:00)	20 (2nd 5:06)
Best Scoring Run	9 (1st 5:19)	10 (1st 2:11)
Lead Changes	0	
Times Tied	3	
Time with Lead	00:00	36:36

Points from	WAG	UMD
Turnovers	14	11
Paint	8	32
Second Chance	7	13
Fast Breaks	3	6
Bench	6	14

Period by Period Scoring	1st	2nd	TOT
WAG	21	24	45
UMD	33	29	62

GAME 6: #9 TENNESSEE 72, MARYLAND 64

Official Basketball Box Score - Final
Tennessee at Maryland
11/24/26 Michelob ULTRA Arena, Las Vegas
2026-27 Men's Basketball

Game Time: 12:00 P
Game Duration: 2:

Officials: Clarence Armstrong, Paul Szelc, Mike Littlewo

Tennessee - 72 Record: 6-0

NO.	Name		Min	FG M-A	3P M-A	FT M-A	Rebounds OR	DR	TOT	Fouls PF	FD	TP	AS	TO	ST	Blocks BS	BA	+/-
6	DeWayne Brown II	F	28:45	3-5	0-0	1-1	1	2	3	3	3	7	4	6	0	1	0	14
25	Miles Rubin	C	21:27	4-4	0-0	2-2	1	2	3	3	1	10	1	3	0	3	0	-8
2	Juke Harris	G	28:17	2-8	1-5	0-2	3	6	9	2	1	5	0	2	3	1	0	10
3	Terrence Hill Jr.	G	31:58	5-11	2-5	4-4	0	2	2	3	7	16	3	2	0	0	0	10
7	Tyler Lundblade	G	24:45	1-7	1-7	2-3	0	3	3	1	4	5	1	2	1	0	0	-1
0	Braedan Lue		14:56	0-1	0-0	0-0	1	2	3	4	0	0	1	1	0	0	0	10
4	Dai Dai Ames		26:49	9-10	4-4	2-2	1	3	4	3	2	24	1	1	0	0	0	12
24	Troy Henderson		10:04	1-3	1-2	0-0	0	0	0	3	0	3	0	0	0	0	0	-5
12	Christian Fermin		11:24	1-1	0-0	0-2	0	2	2	3	2	2	0	1	0	1	0	0
1	Manny Green		01:35	0-0	0-0	0-0	0	0	0	0	0	0	0	0	0	0	0	-2
Team							0	6	6	0		0		0				
Totals				26-50	9-23	11-16	7	28	35	25	20	72	11	18	4	6	0	8

Major Fouls: Henderson (TF) 1st 12:57

Shooting By Period		
1st FG%	14-26	53.8%
3PT%	7-15	46.7%
FT%	1-4	25%
2nd FG%	12-24	50.0%
3PT%	2-8	25.0%
FT%	10-12	83.3%
GM FG%	26-50	52.0%
3PT%	9-23	39.1%
FT%	11-16	68.8%

Dead Ball Rebounds: 2, 0

Maryland - 64 Record: 3-3

NO.	Name		Min	FG M-A	3P M-A	FT M-A	Rebounds OR	DR	TOT	Fouls PF	FD	TP	AS	TO	ST	Blocks BS	BA	+/-
21	Pharrel Payne	F	16:23	1-4	0-0	3-5	3	2	5	5	5	5	0	1	0	0	2	-8
23	Tomislav Buljan	F	29:16	4-10	0-1	5-7	8	3	11	3	6	13	2	2	1	0	1	7
2	D.J. Wagner	G	32:35	6-11	1-3	1-1	1	4	5	2	2	14	1	0	2	0	1	-2
7	Andre Mills	G	33:34	5-18	1-12	6-8	0	2	2	2	6	17	1	1	3	0	0	0
20	Mike McNair, Jr.	G	28:49	1-8	1-6	2-2	2	3	5	2	2	5	0	1	1	0	1	-4
25	Robert Jennings		03:34	0-0	0-0	0-0	1	0	1	0	0	0	0	0	0	0	0	-7
8	Kaden House		26:39	3-7	0-1	4-5	1	1	2	3	3	10	0	1	2	0	0	-6
12	Bishop Boswell		18:36	0-2	0-1	0-0	1	1	2	2	0	0	1	4	0	0	0	-16
10	Baba Oladotun		05:17	0-2	0-1	0-0	1	0	1	1	0	0	0	2	0	0	1	-2
1	Austin Brown		04:49	0-2	0-2	0-0	0	0	0	0	0	0	0	0	0	0	0	-1
14	Adama Tambedou		00:28	0-0	0-0	0-0	0	0	0	1	0	0	0	1	0	0	0	-1
Team							4	4	8	0		0		0				
Totals				20-64	3-27	21-28	22	20	42	21	24	64	5	13	9	0	6	-8

Major Fouls: Buljan (TF) 1st 12:57

Shooting By Period		
1st FG%	10-26	38.5%
3PT%	3-13	23.1%
FT%	11-13	84.6%
2nd FG%	10-38	26.3%
3PT%	0-14	0.0%
FT%	10-15	66.7%
GM FG%	20-64	31.3%
3PT%	3-27	11.1%
FT%	21-28	75.0%

Dead Ball Rebounds: 1, 0

	TEN	MAR
Biggest lead	13 (2nd 10:59)	7 (1st 9:00)
Best Scoring Run	7 (1st 1:47)	6 (2nd 7:22)
Lead Changes	6	
Times Tied	4	
Time with Lead	23:42	14:08

Points from	TEN	MAR
Turnovers	6	14
Paint	28	34
Second Chance	10	11
Fast Breaks	0	2
Bench	29	10

Period by Period Scoring	1st	2nd	TOT
TEN	36	36	72
MAR	34	30	64

ASSOCIATED PRESS POLL (NOV. 23)

RK	School	Record	Votes	Prev
1	Houston (55)	6-0	1466	8
2	**Virginia (4)**	**7-0**	**1316**	**4**
3	Florida	6-1	1262	1
4	**Illinois**	**5-1**	**1200**	**10**
5	Texas Tech	5-0	1185	9
6	**UCLA***	**6-0**	**1183**	**7**
7	Texas	6-0	1114	6
8	Arizona	4-1	1073	12
9	**Tennessee**	**5-0**	**1047**	**14**
10	Connecticut	4-1	976	3
11	**Michigan State***	**5-1**	**924**	**2**
12	Kansas	5-1	852	11
13	Saint John's	5-0	768	13
14	Vanderbilt	6-0	688	15
15	Alabama	5-0	586	16
16	Duke	4-2	468	5
17	Miami (FL)	5-1	467	17
18	**USC***	**6-0**	**454**	**18**
19	BYU	5-0	418	21
20	LSU	6-0	325	25
21	**Nebraska***	**6-0**	**319**	**24**
22	Gonzaga	3-1	262	22
23	**Indiana***	**6-0**	**237**	**NR**
24	Memphis	4-1	203	26
25	Louisville	3-1	183	23

USA TODAY COACHES POLL (NOV. 23)

RK	School	Record	Votes	Prev
1	Houston (29)	6-0	794	7
2	**Virginia (1)**	**7-0**	**728**	**5**
3	Florida (1)	6-1	696	1
4	**Illinois***	**5-1**	**671**	**8**
5	Texas	6-0	633	6
6	Texas Tech	5-0	584	11
7	Connecticut (1)	4-1	570	2
8	Arizona	4-1	557	12
9	**UCLA***	**6-0**	**540**	**10**
10	**Michigan State***	**5-1**	**529**	**3**
11	**Tennessee**	**5-0**	**502**	**14**
12	Kansas	5-1	469	9
13	Saint John's	5-0	444	13
14	Vanderbilt	6-0	389	16
15	Alabama	5-0	364	15
16	Duke	4-2	335	4
17	Miami (FL)	5-1	273	17
18	**Nebraska***	**6-0**	**227**	**20**
19	**USC***	**6-0**	**196**	**22**
20	Gonzaga	3-1	166	19
21	BYU	5-0	157	24
22	LSU	6-0	134	25
23	Louisville	3-1	118	18
24	**Indiana***	**6-0**	**83**	**29**
25	Memphis	4-1	75	26

*-Big Ten opponent • Bold are Terps' 2026-27 opponents

TERPS VS. AP TOP 5 (SINCE 2010-11)

Date	Opponent	H/A/N	Score
12/15/25	#2 Michigan	H	L, 83-101
3/27/25	#3 Florida	N	L, 71-87
1/2/24	#1 Purdue	H	L, 53-67
3/18/23	#1 Alabama	N	L, 51-73
2/16/23	**#3 Purdue**	**H**	**W, 68-54**
1/22/23	#3 Purdue	@	L, 55-58
2/13/22	#3 Purdue	@	L, 61-62
3/22/21	#5 Alabama	N	L, 77-96
3/12/21	#4 Michigan	N	L, 66-79
2/8/21	#4 Ohio State	H	L, 65-73
1/7/21	#5 Iowa	H	L, 67-89
11/28/18	#4 Virginia	H	L, 71-76
1/31/18	#3 Purdue	@	L, 67-75
1/4/18	#1 Michigan St.	@	L, 61-91
3/24/16	#1 Kansas	N	L, 63-79
3/12/16	#2 Michigan St.	N	L, 61-64
1/28/16	**#3 Iowa**	**H**	**W, 74-68**
2/24/15	**#5 Wisconsin**	**H**	**W, 59-53**
3/9/14	**#5 Virginia**	**H**	**W, 75-69 (ot)**
2/24/14	#4 Syracuse	H	L, 55-57
12/4/13	#5 Ohio State	@	L, 60-76
3/15/13	**#2 Duke**	**N**	**W, 83-74**
2/16/13	**#2 Duke**	**H**	**W, 83-81**
1/26/13	#1 Duke	@	L, 64-84
11/9/12	#3 Kentucky	N	L, 69-72
3/9/12	#4 UNC	N	L, 69-85
2/4/12	#5 UNC	H	L, 74-83
3/11/11	#5 Duke	N	L, 71-87
2/2/11	#5 Duke	H	L, 62-80
1/9/11	#1 Duke	@	L, 64-71
11/18/10	#5 Pitt	N	L, 70-79

TERPS SUCCESS AT HOME VS. NO. 1 RANKED TEAMS

Maryland holds the best overall record nationally against AP No. 1 ranked teams in home games dating back to 1994-95 despite this year's loss to No. 1 Purdue on Jan. 2, 2024.

All Div. I, Highest Win Pct at Home vs. AP No. 1 Team - Since 1994-95

(Minimum 5 Games)

Maryland	**4-2**	**.667**
North Carolina State	3-2	.600
Indiana	4-3	.571
Ohio State	4-3	.571
Florida State	3-3	.500

Maryland won four straight home games against AP No. 1 ranked teams - two against North Carolina and two against Duke. The 2023-24 Purdue game marked the first time in 20 years to have a No. 1 ranked te` am visit XFINITY.

Home Games vs. AP No. 1 Ranked Teams

1994-95	North Carolina	W, 86-73
1997-98	North Carolina	W, 89-83 (OT)
2001-02	Duke	W, 87-73
2002-03	Duke	W, 87-72
2003-04	Duke	L, 60-68
2023-24	Purdue	L, 53-67

AP TOP 25 POLL TRACKING (2026-27)

Opponent	Pre	11/9	11/16	11/23
Georgetown	-	-	-	RV
Illinois	3	3	10	4
Indiana	RV	RV	-	23
Iowa	RV	RV	-	-
Iowa State	18	RV	RV	RV
Maryland	**-**	**-**	-	-
Michigan	16	20	18	RV
Michigan State	6	5	2	11
Minnesota	-	-	RV	RV
Nebraska	RV	25	24	21
Ohio State	RV	-	-	-
Purdue	RV	-	-	-
Tennessee	8	11	14	9
UCLA	22	9	7	6
USC	21	21	18	18
Virginia	9	6	4	2

2026-27 NCAA / BIG TEN RANKINGS

Statistic	National Rank	Conference Rank	Value	National Leader	Value	Conference Leader	Value
Assist/Turnover Ratio (361 ranked)	269	18	1.00	Utah St.	3.19	UCLA	2.33
Assists Per Game (361 ranked)	302	18	12.3	Utah St.	23.6	Minnesota	23.0
Bench Points per game (360 ranked)	82	6	30.83	William & Mary	52.25	Iowa	38.50
Blocks Per Game (361 ranked)	267	13	2.7	Missouri St.	9.6	Southern California	6.5
Effective FG pct (361 ranked)	252	17	0.501	Pepperdine	0.660	Iowa	0.639
Fastbreak Points (361 ranked)	207	12	10.67	Tennessee St.	28.80	Michigan St.	21.33
Field Goal Percentage (361 ranked)	199	15	45.1	Texas	56.5	Oregon	54.8
Field Goal Percentage Defense (361 ranked)	246	16	44.3	Tennessee	27.8	Southern California	35.9
Fouls Per Game (361 ranked)	293	16	20.2	Mississippi Val.	11.0	Wisconsin	14.7
Free Throw Attempts Per Game (361 ranked)	16	4	30.2	TCU	36.0	Penn St.	33.3
Free Throw Percentage (361 ranked)	126	13	72.4	Miami (OH)	84.6	Indiana	79.6
Free Throws Made Per Game (361 ranked)	20	5	21.8	Florida St.	27.9	Penn St.	25.8
Rebound Margin (361 ranked)	31	4	10.3	Illinois	20.0	Illinois	20.0
Rebounds (Defensive) Per Game (361 ranked)	283	17	23.17	Illinois	34.00	Illinois	34.00
Rebounds (Offensive) Per Game (361 ranked)	8	1	17.00	Arkansas St.	18.86	Maryland Michigan	17.00 17.00
Rebounds Per Game (361 ranked)	83	5	40.17	Illinois	50.71	Illinois	50.71
Scoring Defense (361 ranked)	118	11	69.0	DePaul	54.5	UCLA	60.0
Scoring Margin (361 ranked)	95	11	13.7	Illinois	38.0	Illinois	38.0
Scoring Offense (361 ranked)	107	11	82.7	Illinois	109.1	Illinois	109.1
Steals Per Game (361 ranked)	115	4	8.2	Ole Miss	14.2	UCLA	11.3
Three Point Attempts Per Game (361 ranked)	186	11	24.0	Illinois	38.0	Illinois	38.0
Three Point Percentage (361 ranked)	350	18	25.7	Notre Dame	45.6	Minnesota	42.3
Three Point Percentage Defense (361 ranked)	320	16	36.7	Tennessee	20.6	Penn St.	25.2
Three Pointers Per Game (361 ranked)	315	17	6.2	Illinois	13.9	Illinois	13.9
Turnover Margin (361 ranked)	64	3	3.7	Ole Miss	11.8	UCLA	10.0
Turnovers Forced Per Game (361 ranked)	48	3	16.00	Ole Miss	21.67	UCLA	18.67
Turnovers Per Game (361 ranked)	176	14	12.3	Oklahoma	7.2	UCLA	8.7
Winning Percentage (354 ranked)	206	17	50.0	30 teams tied	100.0	5 teams tied	100.0

2026-27 NCAA / BIG TEN RANKINGS

Statistic	Player	National Rank	Conference Rank	Value	National Leader	Value	Conference Leader	Value
Assist/Turnover Ratio (350 ranked)	D.J. Wagner	97	10	3.00	Cameron Elwer, Furman	12.50	Tariq Francis, Rutgers	5.75
Assists (348 ranked)					Cian Medley, East Carolina	57	Jeremy Fears Jr., Michigan St.	56
Assists Per Game (329 ranked)					Jeremy Fears Jr., Michigan St.	9.3	Jeremy Fears Jr., Michigan St.	9.3
Blocks (289 ranked)	Pharrel Payne	199	15	7	Sean Logan, Saint Joseph's	23	Moustapha Thiam, Michigan	15
Blocks Per Game (348 ranked)	Pharrel Payne	187	15	1.17	Sean Logan, Saint Joseph's	3.83	Moustapha Thiam, Michigan	3.00
Double Doubles (122 ranked)	Tomislav Buljan Andre Mills Pharrel Payne	122 122 122	9 9 9	1 1 1	Chris Fields Jr., Oakland Ivan Juric, Penn St.	6 6	Ivan Juric, Penn St.	6
Field Goal Attempts (343 ranked)	Andre Mills	236	8	75	Bobby Gardner, UMES	144	Andrej Stojakovic, Illinois	101
Field Goal Percentage (348 ranked)	Pharrel Payne	16	3	70.0	Roko PrkaÄin, Penn St. Kellen Thames, Saint Louis	80.5 80.5	Roko PrkaÄin, Penn St.	80.5
Field Goals (308 ranked)	Pharrel Payne	237	13	35	Jalen Langsy, South Alabama	67	Andrej Stojakovic, Illinois	59
Free Throw Attempts (341 ranked)	Pharrel Payne Kaden House Tomislav Buljan	50 128 341	5 12 24	49 38 29	Roman Domon, Murray St.	81	Jeremy Fears Jr., Michigan St.	63
Free Throw Percentage (350 ranked)	Kaden House Andre Mills	186 212	15 18	84.2 83.3	6 players tied	100.0	Rodney Rice, Southern California	95.9
Free Throws (341 ranked)	Pharrel Payne Kaden House Tomislav Buljan	89 101 341	9 11 26	33 32 21	Roman Domon, Murray St.	68	Jeremy Fears Jr., Michigan St.	50
Minutes Per Game (350 ranked)					Ollie Engen, UAlbany	38:38	Jake West, Northwestern	35:15
Points (347 ranked)	Pharrel Payne	225	12	103	Jalen Langsy, South Alabama	184	Andrej Stojakovic, Illinois	170
Points Per Game (1467 ranked)	Pharrel Payne Andre Mills Kaden House D.J. Wagner Tomislav Buljan	134 432 597 1017 1353	7 30 43 64 81	17.2 13.7 12.5 10.0 8.5	Dior Johnson, UCF	29.0	Andrej Stojakovic, Illinois	24.3
Rebounds (331 ranked)	Tomislav Buljan Pharrel Payne	141 331	7 19	48 39	Demetrius Lilley, Binghamton	108	Ivan Juric, Penn St.	79
Rebounds (Defensive) Per Game (338 ranked)					Demetrius Lilley, Binghamton	10.86	Ivan Juric, Penn St.	9.17
Rebounds (Offensive) Per Game (340 ranked)	Tomislav Buljan Pharrel Payne	12 55	1 5	4.00 3.33	Chris Fields Jr., Oakland	5.25	Tomislav Buljan, Maryland Ivan Juric, Penn St.	4.00 4.00
Rebounds Per Game (318 ranked)	Tomislav Buljan Pharrel Payne	65 218	4 16	8.0 6.5	Demetrius Lilley, Binghamton	15.4	Ivan Juric, Penn St.	13.2
Steals (257 ranked)	Andre Mills	194	8	11	Miles Byrd, Providence	29	Quentin Coleman, Illinois Joe Philon III, UCLA	17 17
Steals Per Game (314 ranked)	Andre Mills	166	8	1.83	Miles Byrd, Providence	4.14	Quentin Coleman, Illinois Joe Philon III, UCLA	2.83 2.83
Three Point Attempts (342 ranked)	Andre Mills	199	12	40	Dayjaun Anderson, ULM	86	Trey McKenney, Michigan	50
Three Point Percentage (175 ranked)					Yoda Oke, Sam Houston	71.4	Ethan Brown, Illinois	51.3
Three Pointers Per Game (307 ranked)					Elijah Moore, McNeese	4.75	Steele Venters, Washington	3.67
Total 3-point FGM (331 ranked)					Brayden Shorter, Murray St.	32	Steele Venters, Washington	22
Triple Doubles (1 ranked)					4 players tied	1		

2026-27 MARYLAND TV / RADIO CHART ▪ AP RANK: N/A ▪ USA TODAY RANK: N/A ▪ KENPOM: 66 ▪ NCAA NET: N/A

1 AUSTIN BROWN



F • 6-8 • 215 • Fr. • Lufkin, TX • Lufkin

	GP-GS	PPG	RPG	APG	FG%	3FG%	FT%
2026-27	5-1	2.2	1.6	0.6	.214	.182	.750
Career	5-1	2.2	1.6	0.6	.214	.182	.750
Career Highs	Pts: 9	3FG: 2	Reb: 4	Ast: 1	Stl: -	Blk: 1	Min: 15

2 DJ WAGNER



G • 6-4 • 190 • Sr. • Camden, NJ • Camden • Kentucky • Arkansas

	GP/GS	PPG	RPG	APG	FG%	3FG%	FT%
2026-27	6-6	10.0	3.2	3.0	.472	.238	.556
Career	106-89	9.5	2.1	3.1	.413	.309	.765
Career Highs	Pts: 28	3FG: 4	Reb: 6	Ast: 10	Stl: 4	Blk: 2	Min: 45

7 ANDRE MILLS



G • 6-4 • 205 • R-So. • Boston, MA • Brimmer & May School • Texas A&M

	GP-GS	PPG	RPG	APG	FG%	3FG%	FT%
2026-27	6-5	13.7	3.5	1.2	.373	.275	.833
Career	39-30	12.5	4.0	1.4	.402	.332	.777
Career Highs	Pts: 39	3FG: 6	Reb: 11	Ast: 5	Stl: 3	Blk: 1	Min: 40

8 KADEN HOUSE

KAY-DEN



G • 6-3 • 175 • Fr. • Phoenix, AZ • Compass Prep

	GP-GS	PPG	RPG	APG	FG%	3FG%	FT%
2026-27	6-0	12.5	2.8	2.2	.444	.250	.842
Career	6-0	12.5	2.8	2.2	.444	.250	.842
Career Highs	Pts: 17	3FG: 2	Reb: 5	Ast: 6	Stl: 2	Blk: -	Min: 28

9 MABAN JABRIEL

MAH-BAN JAH-BREEL



G • 6-9 • 205 • Jr. • Waterloo, Ontario • Tri-City Prep • Queens

	GP/GS	PPG	RPG	APG	FG%	3FG%	FT%
2026-27	1-0	0.0	0.0	1.0	.000	.000	.000
Career	70-2	6.4	3.6	0.9	.463	.383	.714
Career Highs	Pts: 16	3FG: 5	Reb: 11	Ast: 4	Stl: 3	Blk: 3	Min: 27

10 BABA OLADOTUN

BA-BA OLA-DOH-TON



F • 6-10 • 205 • Fr. • Silver Spring, MD • Blake

	GP-GS	PPG	RPG	APG	FG%	3FG%	FT%
2026-27	6-0	4.0	2.0	1.0	.476	.250	.222
Career	6-0	4.0	2.0	1.0	.476	.250	.222
Career Highs	Pts: 7	3FG: 2	Reb: 4	Ast: 4	Stl: 2	Blk: 2	Min: 19

11 GEORGE TURKSON, JR.



G/F • 6-7 • 220 • R-So. • Lowell, MA • Bradford Christian Acad. • Texas A&M

	GP-GS	PPG	RPG	APG	FG%	3FG%	FT%
2026-27	3-0	1.3	0.7	0.0	.667	.000	.000
Career	26-5	1.3	1.9	0.2	.367	.000	.480
Career Highs	Pts: 8	3FG: 0	Reb: 6	Ast: 2	Stl: 0	Blk: 2	Min: 32

12 BISHOP BOSWELL



G • 6-4 • 204 • Jr. • Charlotte, NC • Myers Park • Tennessee

	GP/GS	PPG	RPG	APG	FG%	3FG%	FT%
2026-27	6-2	2.2	2.8	1.6	.217	.154	.500
Career	68-35	3.4	2.7	1.8	.393	.333	.658
Career Highs	Pts: 13	3FG: 4	Reb: 11	Ast: 9	Stl: 3	Blk: 1	Min: 43

14 ADAMA TAMBEDOU

AH-DAHM-UH TAHM-BEH-DO



F • 6-7 • 220 • Fr. • Tattaguine, Senegal • Putnam Science Academy (CT)

	GP-GS	PPG	RPG	BPG	FG%	3FG%	FT%
2026-27	6-0	0.8	0.5	0.2	.500	.000	.500
Career	6-0	0.8	0.5	0.2	.500	.000	.500
Career Highs	Pts: 2	3FG: -	Reb: 2	Ast: -	Stl: -	Blk: 1	Min: 6

18 GUILLERMO DEL PINO

GEE-ER-MO DEL-PEENO



G • 6-5 • 183 • So. • Cordoba, Spain • Unicaja Malaga Academy

	GP-GS	PPG	RPG	APG	FG%	3FG%	FT%
2026-27	2-0	5.5	2.0	0.0	.571	.250	1.000
Career	26-2	1.8	0.8	0.4	.321	.273	.667
Career Highs	Pts: 11	3FG: 2	Reb: 4	Ast: 3	Stl: 2	Blk: 1	Min: 27

20 MIKE MCNAIR, JR.



G • 6-5 • 205 • Gr. • Temecula, CA • Linfield Christian • Boston University

	GP-GS	PPG	RPG	SPG	FG%	3FG%	FT%
2026-27	6-5	6.8	2.5	1.2	.333	.385	.917
Career	99-70	10.0	3.3	1.3	.443	.415	.733
Career Highs	Pts: 29	3FG: 7	Reb: 12	Ast: 7	Stl: 4	Blk: 2	Min: 49

21 PHARREL PAYNE

FAH-REL



F/C • 6-9 • 250 • R-Sr. • Cottage Grove, MN • Park • Minnesota • Texas A&M

	GP/GS	PPG	RPG	BPG	FG%	3FG%	FT%
2026-27	6-6	17.2	6.5	1.2	.700	.000	.673
Career	112-53	10.7	5.7	1.2	.643	.000	.570
Career Highs	Pts: 30	3FG: -	Reb: 14	Ast: 6	Stl: 2	Blk: 5	Min: 40

23 TOMISLAV BULJAN

TOM-AH-SLAV BOOL-YAHN



F • 6-9 • 250 • So. • Split, Croatia • KK Cedevita Junior • New Mexico

	GP-GS	PPG	RPG	SPG	FG%	3FG%	FT%
2026-27	6-4	8.5	8.0	1.4	.517	.000	.724
Career	41-39	12.4	10.0	1.2	.538	.308	.624
Career Highs	Pts: 27	3FG: 2	Reb: 21	Ast: 6	Stl: 4	Blk: 2	Min: 32

24 ALEX K'MEDEHOUTO

MEH-DOO-TOE



C • 7-0 • 235 • Jr. • Lome, Togo • Prestige Prep Acad. • Frank Phillips • South Plains

	GP-GS	PPG	RPG	BPG	FG%	3FG%	FT%
2026-27	1-0	0.0	0.0	0.0	.000	.000	.000
Career	1-0	0.0	0.0	0.0	.000	.000	.000
Career Highs AUCD	Pts: 22	3FG: 0	Reb: 17	Ast: 1	Stl: 3	Blk: 9	Min: 29

25 ROBERT JENNINGS II



F • 6-8 • 225 • Gr. • DeSoto, TX • Alliance of Christian Athletes • Texas Tech • Oklahoma State

	GP-GS	PPG	RPG	APG	FG%	3FG%	FT%
2026-27	6-1	2.7	2.0	0.2	.500	.250	.833
Career	105-53	4.1	2.9	0.3	.481	.289	.741
Career Highs	Pts: 16	3FG: 2	Reb: 11	Ast: 2	Stl: 2	Blk: 2	Min: 29

30 LUKAS SOTELL

SO-TELL



G • 6-3 • 180 • Sr. • Stamford, Conn. • Stamford • Montverde Academy

	GP/GS	PPG	RPG	SPG	FG%	3FG%	FT%
2025-26	0-0	0.0	0.0	0.0	.000	.000	.000
Career	14-0	0.3	0.3	0.0	.500	.000	.000
Career Highs	Pts: 2	3FG: -	Reb: 1	Ast: 0	Stl: 0	Blk: 0	Min: 2

MARYLAND COACHING STAFF



BUZZ WILLIAMS
Head Coach • Oklahoma City '94
Years Overall / Record: 20th / 388-252 (.606)
Years at Maryland / Record: 2nd / 15-24 (.385)



AKI COLLINS
Assistant Coach/Director of Player Personnel
Clark Atlanta '97
Second Year at Maryland



MARSHALL REPP
Director of Strength and Resilience
University of Northwestern-St. Paul '14
First Year at Maryland



DEVIN JOHNSON
Associate Head Coach / Executive Director of Basketball Performance
New Orleans '08 Second Year at Maryland



TJ RYAN
Assistant Coach /
Director of Basketball Intelligence
Franklin College '18 Second Year at Maryland



JELANI SPAIN
Coordinator of Player Relations & Operations
Texas A&M '24
Second Year at Maryland



LYLE WOLF
Assistant Head Coach / Executive Director of Basketball Operations
Transylvania '10 Second Year at Maryland



JOSH CHAMBERS
Chief of Staff
Virginia Tech '14
Second Year at Maryland



SETH ALLEN
Coordinator of Player Development
Virginia Tech '17
Second Year at Maryland



STEVE ROCCAFORTE
Assistant Head Coach / Executive Director of Talent Acquisition
Lamar '89 Second Year at Maryland



GREG YOUNG
Special Assistant to the Head Coach
Howard Payne '86
Second Year at Maryland



KAREEM WATKINS
Graduate Assistant
Kentucky '24
First Year at Maryland



WABISSA BEDE
Assistant Coach
Virginia Tech '20
Second Year at Maryland



EDDIE BENION
Program Director for Basketball Sports Medicine
Missouri '95
Second Year at Maryland