SAN DIEGO STATE BASKETBALL

19 Postseason Appearances in the last 24 years (13 NCAA Tournaments Appearances in last 20 years) • 33-Time Conference Champion

Contact: Richard Stern, Assistant Athletic Director - Communications (e-mail: rstern@sdsu.edu)

LIVE COVERAGE

TV/Stream: ESPN2
Dan Shulman (play-by-play)
Jay Bilas (analyst)
Joe Taylor (producer)

Aztec Radio Network: San Diego Sports 760
(pregame starts at 7:30 p.m. PT)
Allen Sliwa (play-by-play, postgame)
Ben Fletcher (pregame & halftime)

Live Stats: GoAztecs.com

SCHEDULE / RESULTS

Overall Record: 6-1 | **Home:** 3-0, **Away:** 0-0, **Neutral:** 3-1
Pac-12 Record: 0-0 | **Home:** 0-0, **Away:** 0-0

Date	SDSU	Opp.	Opponent (TV/Stream)	Time/Results
N.3			CAL STATE FULLERTON (Pac-12 YouTube)	W, 102-78
N.7			#vs. Colorado (USA Network)	W, 77-66
N.11			BETHUNE-COOKMAN (Pac-12 YouTube)	W, 88-75
N.15			!vs. New Mexico State (KUSI-CW)	W, 73-61
N.18			TEXAS SOUTHERN (Pac-12 YouTube)	W, 97-51
N.24			^vs. Iowa State (ESPNU)	L, 68-81
N.26			^vs. Maryland (ESPN)	W, 75-71
N.27		5/6	^vs. Texas Tech (ESPN2)	8:30 pm. PT
D.5			UNLV (USA Network)	1:30 p.m. PT
D.11			MONTANA STATE (Pac-12 YouTube)	7 p.m. PT
D.19			'vs. Brigham Young (USA Network)	7 p.m. PT
D.22			LIU (Pac-12 YouTube)	3 p.m. PT
D.29			at UCLA (FS1)	7 p.m. PT
D.31			LIFE PACIFIC (Pac-12 YouTube)	2 p.m. PT
J.6			*at Oregon State (USA Network)	7 p.m. PT
J.9			*FRESNO STATE (CBS Sports Network)	7:30 p.m. PT
J.14			*COLORADO STATE (USA Network)	6 p.m. PT
J.17			*at Washington State (CBS Sports Network)	1 p.m. PT
J.20			*TEXAS STATE (USA Network)	7 p.m. PT
J.23			*at Boise State (CBS Sports Network)	8 p.m. MT
J.30			*at Colorado State (USA Network)	4:30 p.m. MT
F.4			*UTAH STATE (USA Network)	6 p.m. PT
F.6			*GONZAGA (USA Network)	3:30 p.m. PT
F.11			*at Texas State (KUSI-CW)	7 p.m. CT
F.17			*at Utah State (KUSI-CW)	6 p.m. MT
F.20			*WASHINGTON STATE (USA Network)	1:30 p.m. PT
F.25			*OREGON STATE (CBS Sports Network)	7:30 p.m. PT
F.27			*at Gonzaga (CBS)	1 p.m. PT
M.3			*at Fresno State (USA Network)	7 p.m. PT
M.6			*BOISE STATE (USA Network)	7:30 p.m. PT
M.9-13			+TBA (USA Network/CBS)	TBA PT

*# - Bill Walton Classic (Pechanga Arena; San Diego, Calif.); ! - Compete 4 Cancer Classic (Oceanside, Calif.); ^ - Players Era (Michelob ULTRA Arena; Las Vegas, Nev.); ' - Acrisure Series (Acrisure Arena, Palm Desert, Calif.); * - Pac-12 Game; + - Pac-12 Tournament (MGM Grand Garden Arena, Las Vegas Nev.);*

GAME 8 | PLAYERS ERA 16

SAN DIEGO STATE AZTECS (6-1) vs. No. 5/6 TEXAS TECH RED RAIDERS (6-1)

Friday, November 27 • 8 30 p.m. PT • Michelob ULTRA Arena • Las Vegas, Nev.

SAN DIEGO STATE
Head Coach: Brian Dutcher
Career Record: 226-80 (10th Season)
Record at San Diego State: Same
Record vs. Texas Tech: 0-0

TEXAS TECH
Head Coach: Grant McCasland
Career Record: 291-121 (13th season)
Record at TT: 80-32 (4th season)
Record vs. San Diego State: 0-0

OFF THE BOUNCE *(through the games of November 26)*

- In its final game of the 2026 Players Era 16, San Diego State plays No. 5 Texas Tech on in the fifth-place game on Friday at 8:30 p.m. PT at Michelob ULTRA Arena in Las Vegas.
- This game will be the ninth meeting between San Diego State and No. 5 Texas Tech, the first on a neutral floor, with the Red Raiders holding a 6-2 lead in the series.
- San Diego State enters its game against No. 5 Texas Tech with a 44-24 record in neutral site games under **Brian Dutcher**. That record includes an 8-9 mark against top 25 ranked teams.
- Against Maryland, senior forward **Bear Cherry** set a program record with nine blocked shots. It was the most for an Aztec since Magoon Gwath, in his redshirt freshman season, sent six back against Boise State on Feb. 15, 2025, and eclipsed the previous record of seven blocks, which was held by Skylar Spencer (Nov. 27, 2015, vs. West Virginia), Marty Dow (Feb. 27, 1991, vs. U.S. International) and Leonard Allen (Dec. 8, 1981, vs. Cal State Los Angeles).
- Senior Forward **Bear Cherry** is the only player in the nation to have nine blocks in a game this year and ranks No. 3 in the nation in total blocks with 21.
- Against Iowa State, **Latrell Davis** had 20 points, **Chance Gladden** totaled seven assists, and **Tae Simmons** finished with four steals. Davis' point total was the most for an Aztec in a Players Era game since Reese Dixon-Waters 22 against Oregon (Nov. 25, 2025) and Gladden and Simmons totals are the most for SDSU in any game it's played at Players Era.
- In SDSU's last 11 neutral site games, it has a 6-5 record and includes wins over No. 1 Alabama, No. 6 Houston, No. 18 Utah State, No. 21 Creighton and No. 25 Florida Atlantic while three of its five defeats have come at the hands of No. 1 & No. 10 Connecticut (in the 2023 & 2024 NCAA Tournaments, respectively) and No. 7 Michigan (in last year's Players Era). Connecticut and Michigan went on to win the national championship in those years.
- San Diego State enters Friday's game with a 6-1 record on the year. In **Brian Dutcher**'s now 10 seasons leading the program, his team has opened the season with at least a 6-1 record just twice times. In 2023-24 the team won six of its first seven games and in that campaign moved to 7-1 after eight games. The 2019-20 team ripped of 26 straight wins to open the campaign and were the last team in the nation to suffer a defeat.
- SDSU's defense, despite only two rotation players back from last year, is rounding into shape on the defensive end. It ranks No. 1 in the Pac-12 in field goal percentage defense (.384) and blocked shots (5.4/g) and No. 3 in scoring defense (69.0 ppg), steals (8.1/g), turnovers forced (14.14/g) and No. 3 in 3-point percentage defense (.306).
- Freshman guard **David Torresani** was named the Most Valuable Player at the Compete 4 Cause Classic on November 15. He came off the bench and finished with career-bests: nine points, four free throws, three steals, a rebound and an assist.
- Junior guard **Latrell Davis** is shooting 51.2 percent from the field (44-of-6), 43.5 percent from the bonus distance (20-of-46), 77.8 percent from the line (28-of-36) and averaging 19.4 points per contest. Davis is the only player in the nation under 6-foot-4 with at least those combined stats through the games of November 26.

SERIES INFORMATION

Series: Texas Tech leads, 6-2
Home (Viejas Arena) 2-1 (0-1)
Away (United Supermarkets Arena) 0-5 (0-3)
Neutral 0-0
SDSU as Top 25 Team 0-0
vs. Top 25 Texas Tech Team 0-1
Since 1999-00 0-4
Dutcher vs. Texas Tech 0-0
Last Meeting ..... Texas Tech, 78-68, D.13.04

PROTECTING THE RIM

Below is a look at the top individual shot blocking games in Aztec history.

Rk.	Player (opponent, date)	Blocks
1.	Bear Cherry (Maryland, 11-26-26)	9
2.	Skylar Spencer (West Virginia, 11-27-15)	7
	Marty Dow (U.S. International, 2-27-91)	7
	Leonard Allen (Cal State LA, 12-8-81)	7
5.	Magoon Gwath (Boise State, 2-15-25)	6
	Nathan Mensah (Saint Mary's, 12-22-20)	6
	Skylar Spencer (Colorado State, 2-14-15)	6
	Skylar Spencer (CSUN, 11-14-14)	6
	Skylar Spencer (Kansas, 1-5-14)	6
	Malcolm Thomas (Wyoming, 1-29-11)	6
	Malcolm Thomas (Saint Mary's, 12-1-10)	6
	Malcolm Thomas (UC Riverside, 12-29-09)	6

P12 PERCENTAGE DEFENSE

Below is a look at field goal percentage defense ranks in the Pac-12 through the games of Nov. 24.

Rk.	Team	FG	FGA	Pct.
1.	San Diego State	161	419	.384
3.	Oregon State	206	523	.394
2.	Texas State	184	465	.396
4.	Gonzaga	143	358	.399
5.	Utah State	180	445	.404
6.	Washington State	176	394	.447
7.	Colorado State	208	463	.449
8.	Boise State	163	359	.454
8.	Fresno State	183	397	.461

AWAY FROM HOME

Below is a look at the best road/neutral records in the nation since the start of the 2009-10 campaign. (min. 200 games)

Rk.	Team	W	L	Pct.
1.	Gonzaga	264	72	.786
2.	Duke	239	96	.713
3.	Kansas	222	109	.671
4.	Saint Mary's	178	98	.645
5.	Arizona	203	112	.644
6.	Villanova	211	123	.632
7.	San Diego State	197	118	.625
8.	Belmont	203	124	.621
9.	Kentucky	193	119	.619
10.	Virginia	178	111	.616

vs. Texas Tech
Michelob ULTRA Arena | Las Vegas, Nev. | Nov. 27, 2026

SAN DIEGO STATE PLAYER NOTES

San Diego State Aztecs

2026-27 Record: 6-1 (H: 3-0; A: 0-0; N: 3-1), 0-0 Pac-12
33-Time Conference Champions, 17 Postseason Berths in last 21 Years

- SDSU has won at least 19 games in 21 straight seasons.
- SDSU has advanced to the postseason in 17 of the last 20 seasons in which a champion was crowned (2006 NCAA, 2007-09 NIT, 2010-15 NCAA, 2016 NIT, 2018 NCAA, 2021-25 NCAA).
- SDSU has won 124 of its last 136 gms. w/ a halftime lead.
- SDSU has won its last 164-of-179 when having a higher FG pct.
- SDSU is 6th nationally in winning percentage (.734) since the beginning of the 2005-06 season.
- Since 2006, SDSU's 16 appearances in its conference championship game are tied for second most in Division I.
- Since its founding in 1999, no men's basketball program won more Mountain West championships (regular-season and tournament) than San Diego State's 16.

0 David Torresani

Guard, 6-2, 168 Fr.-Int.
Milan, Italy (Nutribullet Treviso)

(dah-VEED TORE-es-on-ee)

	PPG	RPG	APG	FG	3FG	FT
2026-27	2.6	1.0	1.6	4-15	1-7	9-12
Career	2.6	1.0	1.6	4-15	1-7	9-12

Career Highs: Pts: 9, New Mexico State (11-15-26) | Rebs: 2, Texas Southern (11-18-26)| Asts: 5, Texas Southern (11-18-26)

Has 3 yrs of eligibility ... Compete 4 Cause Classic MVP ... W/ Vincini is the first Italian national to compete for SDSU in Dutcher/Fisher era ... Competed for Nutribullet Treviso in Italy's Lega Basket Serie A for past 4 yrs ... Represented Italy 19 times w/ the Youth National Team ... Won 2025 FIBA U20 EuroBasket title.

2 Chance Gladden

Guard, 6-4, 192, So.-TR
Raleigh, N.C. (Ravenscroft HS/Boston Univ.)

	PPG	RPG	APG	FG	3FG	FT
2026-27	9.4	2.1	4.3	.462	5-18	.833
Career	13.5	3.1	4.5	.474	.336	.861

Career Highs: Pts: 34, Bucknell (1-31-26) | Rebs: 8, Merrimack (11-15-25) | Asts: 12, Lehigh (1-314-26)

Has 4 yrs of eligibility ... 8 assists vs. CSF equal the most for an Aztec in an opener since at least 1999-00 ... Nationally among guards, his 150 assists in '25-'26 were No. 12 for true frosh and No. 92 overall ... 1-of-2 players in nation 6-4 or taller who has at least 30 assist & is shooting a min. of .462 FG (min: 39 attempts) & .833 FT (min: 30 attempts) ... .867 FT% - No. 1 among nation's frosh (min. 143 attempts) in '25-'26

3 Elzie Harrington

Guard, 6-5, 1897, So.-1L
Long Beach, Calif. (St. John Bosco HS)

(EL-zee)

	PPG	RPG	APG	FG	3FG	FT
2026-27	11.1	2.6	4.1	.458	6-15	18-19
Career	8.7	1.8	2.7	.473	.426	.863

Career Highs: Pts: 20, Boise State (1-13-26) | Rebs: 5, 2x; last: Maryland (11-26-26) | Asts: 8, Bethune-Cookman (11-11-26)

Has 4 yrs of eligibility ... CH 8 assists vs. Bethune-Cookman ... SDSU is 17-4 when he totals 2-plus assists in a game & 9-0 when he has 4 or more ... His 17 starts in '25-26 are 3rd most in the Dutcher era for a Frosh ... Has shot .400 in 6-of-7 gms this year ... 1-of-5 Aztecs to shoot at least .600 FG vs. Bethune-Cookman ... W/ one 3ptr SDSU is 11-4 & w/ 2 SDSU is 5-0 ... With 3+ rebs in a game SDSU is 8-2

4 Zach White

Guard, 6-5, 208, Fr.-HS
Sherman Oaks, Calif. (Notre Dame HS)

	PPG	RPG	APG	FG	3FG	FT
2026-27	1.3	1.0	0.3	1-8	1-5	2-3
Career	1.3	1.0	0.3	1-8	1-5	2-3

Career Highs: Pts: 5, Texas Southern (11-18-26) | Rebs: 2, New Mexico State (11-15-26) | Asts: 1, Texas Southern (11-18-26)

Has 5 yrs of eligibility ... College debut vs. New Mexico State ... Lone domestic scholarship Frosh, equaling the fewest since 2021-22 (Demarshay Johnson Jr.) ... Scored 1,400+ pts in HS ... Avg. 14.1 points, 6.6 rebounds as a HS Sr. & named All-CIF, *LA Daily News* All-Area, All-Mission League: team ranked No. 5 in CA & No. 47 nationally ... 3 ptr, 2-of-2 FT, w/ a rebound, assist, steal and block vs. Texas Southern.

5 Latrell Davis

Guard, 6-3, 215, Jr.-TR
Leeds, England (First Baptist HS (Fla.)/San Jose State)

	PPG	RPG	APG	FG	3FG	FT
2026-27	19.4	3.9	2.1	.512	.435	.778
Career	9.6	2.7	1.3	.478	.380	.690

Career Highs: Pts: 30, Fresno State (2-4-25) | Rebs: 9, UTEP (11-25-24) | Asts: 8, Lincoln (12-9-24)

Has 2 yrs of eligibility ... 25 pts are 3rd most in a SDSU opener since at least 1999-00 ... composite 4-star transfer ... 1st English native in Fisher/Dutcher era ... 1-of-2 players nationally 6-foot-3 or less shooting at least .512 FG (min 86 att) & .435 3FG (min. 46 att) from distance ... Only player in nation shooting at least a combined 51.2 FG% (min 86 att), 43.5 3FG% (min 46 att), 77.8 FT% (min 36 att) under 6-foot-3

7 Luka Skoric

Forward, 6-9, 215, Fr.-INT
Zagreb, Croatia (KK Cibona)

(LOU-kah SCORE-itch)

	PPG	RPG	APG	FG	3FG	FT
2026-27	4.0	2.4	0.3	.280	5-16	9-15
Career	4.0	2.4	0.3	.280	5-16	9-15

Career Highs: Pts: 10, Texas Southern (11-18-26) | Rebs: 5, 2x; last: Texas Southern (11-18-26) | Asts: 2, Texas Southern (11-18-26)

Has 1 yr of eligibility ... Led KK Cibona to its 21st Premijer Liga title in 2025-26 ... Is the 1st Croatian national Aztec in Dutcher/Fisher era ... In 104 gms w/KK Cibona shot .476 FG, .314 3FG & .780 FT w/ 284 rebs, 100 assts & 54 steals ... Represented Croatia 12 times from 2021-ot-2023 ... KK Cibona is same club NBA and FIBA Hall of Famer Dražen Petrovic played for ... Collegiate debut vs. CSF (11/3)

8 Tae Simmons

Forward, 6-6, 235, So.-1L
Simi Valley, Calif. (Heritage Christian HS)

(tay)

	PPG	RPG	APG	FG	3FG	FT
2026-27	10.9	5.4	0.9	.600	1-2	15-21
Career	6.7	3.8	0.4	.632	.300	.648

Career Highs: Pts: 15, 3x; last: Maryland (11-26-26) | Rebs: 11, Cal State Fullerton (11-3-26) | Asts: 3, Texas Southern (11-18-26)

Has 4 yrs of eligibility ... Last 4 gms: 10.8 pts (.640 FG), 4.3 rebs, 2.3 stls ... 14 pt/11 reb vs. CSF is his 1st double double & 8th for SDSU in a season opener since at least 1999-00 ... W/ 10 pts vs. LBSU (11/4/25) is the 1st frosh to score 10+ pts in a season opener since Jeremy Hemsley in 2015 ... Leads team in Off (15) & total (38) rebs ... SDSU is 21-6 when he shoots at least .500 FG

13 Isaiah Sy

Guard, 6-6, 200, Sr.-TR
Marseille, France (Combine Academy/Oregon State)

(EYE-zay-uh see)

	PPG	RPG	APG	FG	3FG	FT
2026-27	9.7	4.4	1.4	.429	.350	12-14
Career	8.0	3.4	1.3	.372	.349	.855

Career Highs: Pts: 25, LMU (1-14-26) | Rebs: 12, San Diego (2-25-26) | Asts: 5, 3x; last: Pepperdine (2-21-26)

Has 2 yrs of eligibility ... (2025-26) HM All-West Coast Conference performer ... 67.4 % (118-of-175) of his FGs have come from distance ... His 104 3-pointers in previous two years are more than any Aztec has in that timeframe ... 1-of-10 active 6-foot-6 or taller players nationally who, since the start of 2024-25, has gotten at least 67.4 percent of his made baskets from long distance (min: 175 field goals made)

18 Luca Vincini

Forward, 6-10, 242, Fr.-INT
Turin, Italy (Banco di Sardegna Sassari)

(LOU-kah vin-CHEE-knee)

	PPG	RPG	APG	FG	3FG	FT
2026-27	3.4	4.6	1.1	9-16	--	6-14
Career	3.4	4.6	1.1	9-16	--	6-14

Career Highs: Pts: 10, Cal State Fullerton (11-3-26) | Rebs: 7, 2x; last: Colorado (11-7-26) | Asts: 3, Cal State Fullerton (11-3-26)

Has 1 yr of eligibility ... W/ Torresani is 1st Italian national to play for SDSU in Dutcher/Fisher era ... Has a block in 6-of-7 games this year ... Ranks third on team in FG% (.563) ... Played for Dinamo Sassari in Italy's Lega Basket Serie A for past 2 yrs ... Repped Italy 21 times w/ youth national team & debuted w/ sr. team in 2 gms at the 2027 FIBA World Cup Qualifiers.

24 Jel Malek

Guard, 6-5, 192, Jr.-JC
Newport Beach, Calif. (JSerra HS/Weatherford College)

(gel MAH-lick)

	PPG	RPG	APG	FG	3FG	FT
2026-27	--	--	--	--	--	--
Career	--	--	--	--	--	--

Career Highs: Pts: -- | Rebs: -- | Asts: --

Has 2 yrs of eligibility ... Non-scholarship player who competed at Victor Valley College (2024-25) & Weatherford College (2025-26) before joining SDSU for this year ... Honorable Mention All-North Texas Junior College Athletic Conference in 2025-26 ... Avg. 6.7 points (.452 FG), with a career-high 22 in a game and 2.1 rebounds in 28 contests in 2025-26.

33 Thokbor Majak

Forward, 7-1, 220, So.-SQ
Bor, South Sudan (Dream City Christian High)

(THOK-bore MAY-Zhock)

	PPG	RPG	APG	FG	3FG	FT
2026-27	0.0	0.0	0.0	.000	--	--
Career	0.2	1.3	0.0	.143	--	.000

Career Highs: Pts: 2, Whittier (12-22-25) | Rebs: 5, 2x; last: Air Force (12-7-26) | Asts: --

Has 2 yrs of eligibility ... Definition of a rim protector ... Defensive game is ahead of his offensive game at this point ... Blocked 11 shots in a HS game ... Has only played 7 years of organized basketball ... Expected to develop into a "on the block" type of player in the mold of SDSU great Skylar Spencer.

45 Bear Cherry

Forward, 6-10, 270, Sr.-TR
San Diego, Calif. (Saint Mary's HS (Ariz.)/Sac. State)

	PPG	RPG	APG	FG	3FG	FT
2026-27	11.6	5.0	1.1	.714	--	.700
Career	10.9	5.6	0.9	.604	.125	.624

Career Highs: Pts: 24, Alabama St. (11-4-24) | Rebs: 12, William Jessup (11-7-25) | Asts: 3, 3x; last: UCSB (11-11-25)

Has 1 yr of eligibility ... Set program blocks record w/ 9 vs. Maryland (11-26-26) ... Only player in the nation this year to have a game of at least 9 blocks ... 1-of-2 players in nation on a min. of 42 FGA and 30 FTA, is shooting at least .714 and .700 respectively and has 21 blocks ... No. 3 nationally in blocks (21) ... (2024-25) Led UNLV in FG% (.627) and blks while avg. 9.9 pts, 5.3 rebs & 1.5 blks ... Given name is Jeremiah

HC Brian Dutcher

10th year Head Coach / 226-80
28th season at SDSU / 38th season overall

- In 2017-18, was the only first-year coach in the country to guide his team to the NCAA tournament.
- At least 21 victories in each of his nine seasons as HC.
- A member of all of SDSU's record 16 MW championships.
- Helped Michigan to 3 NCAA national championship game appearances, incl. the program's first national title in 1989
- His teams are 191-17 when owning a higher FG. Pct.
- His teams are 142-17 when the opponent shoots 40 pct. or less from the floor.
- His teams are 126-16 at home & 72-8 in last 80 hm gms.

***RED** indicates probable starter, **BLACK** indicates reserve, **GOLD** indicates player is injured and is not expected to play. Shooting percentages are calculated once 25 attempts are made in a category.*

SCHEDULE/RESULTS

Date	Opponent (Television/Stream)		Note
Oct. 16	at No. 5 Arizona (exhibition) (ESPN+)	L, 67-82	» SDSU is 2-14 in regular season games in Tucson, but defeated the Wildcats at McHale Center, 61-57, on 11/23/11, its last visit to the city.
Oct. 23	No. 21 SOUTHERN CALIFORNIA (exhibition)	L, 68-85	» In regular-season match-ups Southern California leads 11-3, which includes a 4-2 mark in San Diego.
Oct. 28	LONG BEACH STATE (exhibition)	W, 92-67	» SDSU is 23-10 in the regular season against the Beach at Viejas, has won six in a row in the building, and last lost to LBSU at home on Nov. 28, 1998.
Nov. 3	CAL STATE FULLERTON (Pac-12 YouTube)	W, 102-78	» SDSU is 25-10 all-time against the Titans, including 16-4 at home and 6-1 in Viejas Arena; was SDSU's 3rd home opener vs. CS Fullerton in last 5 yrs.
Nov. 7	#vs. Colorado (USA Network)	W, 77-66	» Aztecs lead the series 4-3, with SDSU holding a 3-0 record at Pechanga Arena. This was the first meeting since 1976 and the first at a neutral site.
Nov. 11	BETHUNE-COOKMAN (Pac-12 YouTube)	W, 88-75	» SDSU leads the series 1-0 in the first of back-to-back home games against a team from the SWAC in 2026-27, a league SDSU is now 12-0 against.
Nov. 15	%vs. New Mexico State (CW)	W, 73-61	» In a series that SDSU leads 6-3, this was the first neutral site game since a 73-69 ot win in Spokane in the 2nd round of the 2014 NCAA Tournament.
Nov. 18	TEXAS SOUTHERN (Pac-12 YouTube)	W, 97-51	» The Aztecs have never lost to the Tigers (5-0), including 4-0 at home & met for the first time since a season-opening win (77-42) on Nov. 5, 2019.
Nov. 24	^vs. Iowa State (ESPNU)	L, 68-81	» The Aztecs trail the Cyclones 2-5 all-time, including 0-2 in neutral site games.
Nov. 26	^vs. Maryland (ESPN)	W, 75-71	» San Diego State defeated Maryland in the first encounter between the Aztecs and Terrapins.
Nov. 27	^vs. No. 5 Texas Tech (ESPN2)	8:30 p.m. PT	» SDSU trails 6-2 in the series with all but one win coming on a home floor (TT won 75-63 at VA on 1/6/03). This will be the first neutral site meeting.
Dec. 11	MONTANA STATE (Pac-12 YouTube)	7 p.m. PT	» Aztecs play the Bobcats for just the second time and first since at 46-29 win at the 1941 DII Tournament in Kansas City.
Dec. 19	!vs. Brigham Young (USA Network)	7 p.m. PT	» The Aztecs lead 4-1 in neutral site get togethers, including victories in the last three, but are 26-51 overall against the Cougars.
Dec. 22	LIU (Pac-12 YouTube)	3 p.m. PT	» This will be the second meeting with SDSU taking the initial game at Viejas 81-64 on Nov. 22, 2019.
Dec. 29	at UCLA (FS1)	7 p.m. PT	» The Aztecs have never beaten the Bruins in Westwood (0-10) and are meeting in the regular season for the second time since the 1991-92 season.
Dec. 31	LIFE PACIFIC (Pac-12 YouTube)	2 p.m. PT	» SDSU has not lost to a non-Division I program since at least the 1996-97 season (38 games) and has never played the Warriors .
Jan. 6	*at Oregon State (USA Network)	7 p.m. PT	» SDSU lost in its only previous game at Gill Coliseum 96-90 on 12/17/1971, over 20,000 days at the time of the tip.
Jan. 9	*FRESNO STATE (CBSSN)	7:30 p.m. PT	» The Aztecs are 44-20 at home, 11-5 in Viejas Arena, vs. Fresno State & has won 13 straight regardless of location.
Jan. 14	*COLORADO STATE (USA Network)	6 p.m. PT	» SDSU has won 15 of the last 20 regardless of location & is 23-4 vs. CSU all-time in Viejas Arena and has won the last six vs. the Rams in SD.
Jan. 17	*at Washington State (CBSSN)	1 p.m. PT	» Aztecs are 0-1 in games played on Wazzu's home floor, but have not visited Pullman since a 86-81 loss on Nov. 28, 1975.
Jan. 20	*TEXAS STATE (USA Network)	7 p.m. PT	» SDSU defeated the Bobcats 79-57 on November 26, 1997 their only appearance in San Diego & SDSU's first win in Viejas Arena.
Jan. 23	*at Boise State (CBSSN)	8 p.m. MT	» The Aztecs are 5-9 all-time but have dropped 4 of its last 5 at ExtraMile & 6 of those 9 losses have been by single digits.
Jan. 30	*at Colorado State (USA Network)	4:30 p.m. MT	» SDSU is 12-8 in its last 20 at CSU incl. a 4-4 record at Moby Arena in the last 8. Since 2006, SDSU has lost by double digits once at CSU.
Feb. 4	*UTAH STATE (USA Network)	6 p.m. PT	» SDSU is 11-2 at home vs. USU with all but one of those wins by 10+ points and its two defeats are by a combined 4 points.
Feb. 6	*GONZAGA (USA Network)	3:30 p.m. PT	» The Aztecs & Zags have split its two games at VA, with SDSU winning 72-70 (12/21/17), but falling 80-67 (11/18/24) in the last meeting.
Feb. 11	*at Texas State (CW)	7 p.m. CT	» In its second visit to San Marcos, SDSU looks for its first win after an 81-77 overtime loss on December 10, 1996.
Feb. 17	*at Utah State (CW)	6 p.m. MT	» SDSU is 5-7 at Dee Glen Smith Spectrum; 9-of-12 games in Logan have been decided by 10 points or less since 2013-14.
Feb. 20	*WASHINGTON STATE (USA Network)	1:30 p.m. PT	» SDSU is 0-3 all-time against the Cougars at home, but the teams have met just once in VA, a 60-49 defeat on December 10, 2005.
Feb. 25	*OREGON STATE (CBSSN)	7:30 p.m. PT	» The Aztecs welcome the Beavers to Viejas for the first time. They are the only team in the P12 that SDSU has not hosted previously.
Feb. 27	*at Gonzaga (CBS)	1 p.m. PT	» SDSU is 2-1 at The Kennel. Since the start of 2010-11, SDSU is 1-of-3 visitors to McCarthey to win multiple games (also: BYU and St. Mary's)
March 3	*at Fresno State (USA Network)	7 p.m. PT	» The Aztecs are 7-2 at Save Mart under Brian Dutcher & have won 7 straight by an average of 16.3 ppg.
March 6	*BOISE STATE (USA Network)	7:30 p.m. PT	» Aztecs are 11-4 overall, 8-2 under Dutch at Viejas w/ 3 of the last 7 meetings in SD going to overtime, incl. last year's 110-107 3ot win.
March 9	+Play-in game (USA Network)	TBA	» The Aztecs will be in search of their eighth conference tournament championship since the start of 1999-00.
March 10	+First Round (USA Network)	TBA	» The Aztecs 16 appearances in its conference tournament championship games since 2006, are the second most in the nation in that time frame.
March 11	+Quarterfinal (USA Network)	TBA	» San Diego State has won conference tournament titles in 2002, 2006, 2010, 2011, 2018, 2021 & 2023.
March 12	+Semifinal (USA Network)	TBA	» SDSU is 46-20 (.697) in conference tournament games in the last 27 years and has played for the championship in 17 of those campaigns.
March 13	+Championship (CBS)	TBA	» After winning a Mountain West-high 16 conference crowns (regular season, tournament), San Diego State looks to win its first in the Pac-12.

 # - National University Bill Walton Classic (San Diego, Calif.). % - Compete 4 Cause Classic (Oceanside, Calif,).^ - Players Era (Las Vegas, Nev.). ! - Acrisure Series (Palm Desert, Calif.). - Pac-12 game. + - Pac-12 Tournament (Las Vegas, Nev.).*

- **Latrell Davis**, a junior guard, is the fourth Aztec since at least the start of the 1996-97 season to have a game with a minimum of 15 shot attempts and a field goal percentage of at least .733 (vs. Bethune-Cookman) and if you factor in his height, 6-foot-3, he is the only SDSU player to accomplish that in the same timeframe.
- Senior guard **Isaiah Sy** is one of 10 active 6-foot-6 or taller players in the nation, who since the start of the 2024-25 season, has gotten at least 67.4 percent of his baskets from long distance (118-of-175) on a minimum of 175 field goals made.
- Sophomore forward **Tae Simmons** logged his first career double-double with 14 points (one off his career high) and a career-high 11 rebounds in the team's 102-78 victory on opening night against Cal State Fullerton. It's the eighth double-double in a season opener since at least the 1999-00 season and first since Jaedon LeDee had 27 points and 10 rebounds in the 2023-24 lid lifter.
- Sophomore guard **Chance Gladden** can dish it out and take it... he is 1-of-2 players in the nation who has stands a minimum of 6-foot-4 and has at least 30 assists while shooting at least .462 from the field (min: 39 attempts) and .833 from the free throw line (min: 30 attempts).
- SDSU's 102 points versus Cal State Fullerton were its highest ever in a season opener, eclipsing a 101-point outing against Fort Hays State on Dec. 1, 1979. The game marked the 46th 100-point game in program history and fifth under **Brian Dutcher.**
- **Bear Cherry**, a senior forward, is 1-of-2 players in the nation who on a minimum of 42 field goal attempts and 30 free throw attempts, is shooting at least 71.4 percent from the floor and 70.0 percent from the line, respectively, who also has blocked at least 21 shots.
- **Brian Dutcher** is the only San Diego State head men's basketball coach to accumulate at least 21 wins in each of his initial nine seasons and has averaged 24.4 wins per season during his tenure.
- Sophomore guard **Chance Gladden**'s 2.73:1 assist-to-turnover ratio in No. 2 in the nation among players w/ a min. 30 assists and no more than 11 turnovers in at least 194 minutes.
- Junior guard **Latrell Davis** led the team with 25 points in the season opening win against Cal State Fullerton. It's the highest point total in an Aztec debut since Matt Bradley had 23 vs. UC Riverside on Nov. 9, 2021.
- Since the start of the 2005-06 campaign, San Diego State owns an overall record of 531-192 (73.4 percent) and a 295-40 mark (88.1 percent) at Steve Fisher Court. Those are the SIXTH and FIFTH best records in the nation in that timeframe, respectively.
- The Pac-12 announced its Preseason Impact List and sophomores **Elzie Harrington**, a guard, and forward **Tae Simmons**, the only two regular rotations players back from the 2025-26 squad, earned inclusion among the 18-player list (two players from each team in the league).
- San Diego State owns the SEVENTH BEST record in the nation since the start of the 2009-10 campaign, 439-149 (.747), and is 242-31 (.886)

COMMUNICATIONS

COMMUNICATIONS OFFICE
Fowler Athletics Center
5302 55th Street, Suite 3014
San Diego, CA 92182
Office: 619.594.5547
Fax: 619.582.6541

RICHARD STERN
Assistant Athletic Director - Communications
Staff & Player Interviews
E-Mail: rstern@sdsu.edu
Office: 619.594.4348
Cell: 408.318.8111

SAM MEYERS
Assistant Communications Director
E-Mail: scmeyers@sdsu.edu
Cell: 925.787.9781

RACHEL GONZALES
Communications Coordinator
Credential Requests
E-Mail: regonzales@sdsu.edu
Cell: 520.591.2656

SERIES VS. TEXAS TECH

Series: Texas Tech leads, 6-2
Home (Viejas Arena).....2-1 (0-1)
Away (United Supermarkets Arena).....0-5 (0-3)
Neutral 0-0
SDSU as Top 25 Team.....0-0
vs. Top 25 Texas Tech Team 0-1
Since 1999-00.....0-4
Dutcher vs. Texas Tech.....0-0

Date	SD	TT	Location		Score
D.1.70			Lubbock (so)	L	86-93
D.28.87			San Diego (SA) (HB)	W	72-63
D.5.88			Lubbock	L	43-58
D.4.89			San Diego (SA)	W	51-50
N.17.01			Lubbock (RR) (CH)	L	71-81
J.6.03		23	San Diego (CA)	L	63-75
M.21.03			~Lubbock (2R)	L	48-57
D.13.04			Lubbock (d)	L	68-78

SA - Sports Arena; CA - Cox Arena; HB - Holiday Bowl Classic; RR - Red Raider Classic; CH - Championship; ~ - NIT; 2R - Second Round; so - season opener; d - day game. The number below team name in the top column refers to Associated Press ranking at game time.

SERIES HISTORY VS. BIG 12

vs. CURRENT MEMBERSHIP
vs. Big 12: 98-178 (H: 66-57, A: 23-103, N: 9-18)
Streak: L1 (last: N.24.26 vs. Iowa State)

	W	L
Arizona	7	26
Arizona State	12	18
Baylor	3	3
Brigham Young	26	51
Central Florida		
Cincinnati	0	1
Colorado	4	3
Houston	3	1
Iowa State	2	5
Kansas	2	2
Kansas State	2	2
Oklahoma State	2	1
TCU	13	4
Texas Tech	2	6
Utah	20	54
West Virginia	0	1
TOTAL	**98**	**178**

BEST ACTIVE COACHING RECORDS (since 2017-18)

Below is a list of active head coaches with the top winning percentages since the start of the 2017-18, who have been at their current school since the start of that season.

Rk	TEAM	W	L	Pct.
1.	Mark Few (Gonzaga)	275	44	.862
2.	Kelvin Sampson (Houston)	279	51	.845
3.	Bill Self (Kansas)	242	80	.752
4.	Brian Dutcher (San Diego State)	225	80	.738
5.	Matt Painter (Purdue)	240	86	.736
6.	Ritchie McKay (Liberty)	229	84	.732
7.	John Becker (Vermont)	215	79	.731
8.	Rick Barnes (Tennessee)	233	86	.730
9.	Tom Izzo (Michigan State)	226	91	.713
10.	Bob Richey (Furman)	210	94	.691

in home contests in that time frame which is the SIXTH BEST mark in the nation.

- **Brian Dutcher** is in his 10th season as San Diego State's head coach and his 28th on the Aztec sidelines. In his nine previous seasons as head coach, he has led the Aztecs to five conference titles, eight league championship game appearances, a 220-79 overall record and 120-44 mark in conference games, has been named the national coach of the year, twice the Mountain West Conference Coach of the Year and led this team to back-to-back Sweet 16s including a run to the 2023 NCAA national championship game.

PLAYERS ERA...ERA

San Diego State, one of the "original eight" teams to participate in the inaugural Players Era, returns for its third appearance in the three years of the event.

- San Diego State was the only program not from a basketball "power conference" to participate in the inaugural Players Era and the only to have participated in all three iterations of the event.
- In 2024, San Diego State went 2-1 with wins over No. 21 Creighton and No. 6 Houston to take third place. The Aztecs lone defeat was at the hands of Oregon, the winner of the inaugural event.
- Last year, SDSU lost to eventual event and national champion No. 6 Michigan, then got revenge against Oregon, before falling to Baylor in its finale.
- Of the 15 other teams competing in the event this year, San Diego State has a winning record against four (Alabama, St. John's, Maryland, & TCU), has split the series with six (Baylor, Creighton, Gonzaga, Kansas State, Miami & Oregon), has a losing record against four (Iowa State, Michigan, Tennessee & Texas Tech), and has never played Louisville.
- San Diego State's combined record against the 14 teams in the event which it has played is 38-38.

WHAT HAPPENS IN LAS VEGAS...IS USUALLY PRETTY GOOD FOR SAN DIEGO STATE

- In six regular-season MTEs in Las Vegas, San Diego State has three tournament titles (2010 Las Vegas Holiday Hoops Classic, 2019 Continental Tire Las Vegas Invitational & 2023 Continental Tire Main Event), was the runner up at the 2015 Continental Tire Las Vegas Invitational and finished third at the inaugural 2024 Players Era Festival.
- San Diego State is 42-18 in its last 60 games in Las Vegas, regardless of facility, including 22-8 in its last 30 games at Thomas & Mack Center.
- In going 12-7 in its Las Vegas MTEs, the Aztecs are 4-3 vs. ranked opponents with wins against No. 6 Houston & No. 21 Creighton in 2024 and No.14 California & No. 22 West Virginia in 2015.
- San Diego State's 50 victories at UNLV's Thomas & Mack Center since the start of the 2008-09 campaign (30 neutral and 20 road wins) are the most by any team in any building in which it has not played at least one home game. Villanova is second with 39 victories at Madison Square Garden.
- San Diego State is 42-12 in its last 54 games at UNLV's Thomas & Mack Center. Since March 5, 2014, San Diego State is 16-3 against the Rebels in TMC, while the rest of the country is 63-133 in the facility.
- Since the start of the 2008-09 season, no Division I team has won more road games against a single opponent than San Diego State's 20 victories over UNLV at Thomas & Mack Center. Saint Mary's (at Loyola Marymount) and Gonzaga (at Pepperdine) are second with 17 wins.

MORE ON THE AZTECS IN PLAYERS ERA

After its first game in its third year of Players Era as one of the "original eight", San Diego State has a 4-4 record with a third-place finish in the inaugural edition in 2024.

- SDSU's four victories have come by an average of 10.5 points, while its losses have been by an average of 18.3 points.
- Seven of the "original eight" teams have played in the previous two iterations of the event; Texas A&M did not participate in the 2025 event. The records in those six games are; 4-2 for Alabama; 3-3 for San Diego State, Oregon and Houston; 2-4 for Creighton and Rutgers; and 1-5 for Notre Dame.
- Only two current Aztecs have competed in the previous two Players Era events.

Player	Record	GP	GS	Min.-Avg.	FG-A	Pct.	3FG-A	Pct.	FT-A	Pct.	OR	DR	TR	RPG	Ast.	TO	Blk.	Stl.	Pts.	PPG
HARRINGTON, E.	1-2	3	1	63-21.0	15-24	.625	6-6	1.000	3-4	.750	0	1	1	0.3	8	3	0	1	39	13.0
SIMMONS, T	1-2	3	0	26-8.7	4-6	.667	0-1	.000	0-0	.000	1	1	2	0.7	0	0	0	1	8	2.7

ON A NEUTRAL FLOOR

- Since the start of the 2019-20 season, San Diego State has a 37-19 (.661) record in neutral site games. That is the 12th best record in the nation and, among the teams participating in Players Era, is second only to Gonzaga's 55-19 (.743) record on a neutral floor.
- San Diego State has a 44-24 (.647) record in the Brian Dutcher era (since the start of the 2017-18 season). That is the 14th best record in the nation in that timeframe among programs competing at Players Era 16 and is bested by only Gonzaga (69-25; .734), Michigan (52-27; .658), Tennessee (47-25; .653).

THE DAVIS FILE

After redshirting last season, **Latrell Davis** has announced himself to the nation in SDSU's first five games.

- So far this year, the Leeds, England native, is shooting an impressive 51.2 percent from the field (44-of-86), 43.5 percent from the bonus distance (20-of-46) and 77.8 percent from the line (28-of-36) while averaging 19.4 points per contest. Davis is 1-of-2 players in the nation with at least those combined stats through the games of November 26.
- Davis is No. 2 in the Pac-12 in scoring, is No. 4 in 3-point field goal percentage and No. 6 in overall field goal percentage (as of 11/22).
- After the Bethune-Cookman win, Davis became the fourth Aztec, since at least the start of the 1996-97 season, to have a game with a minimum of 15 shot attempts and a field goal percentage of at least 73.3 (he finished 11-of-15) and if you factor in his height, 6-foot-3, he is the only SDSU player to accomplish that in at least the same timeframe.
- His effective FG% of .628 ranks No. 3 in the nation for players who are no taller than 6-foot-3 and have attempted a minimum of 86 field goals, including at least 46 3-point attempts.
- Nationally, Davis ranks No. 55 in points per game, No. 61 in points, No. 80 in 3-point percentage and No. 88 in 3-pointers per game.
- 1-of-3 players in the Pac-12 who are shooting at least .435 percent from distance on a minimum of 46 three-point attempts.
- Davis is 1-of-2 players in the nation who are shooting at least 43.5 percent from distance (min. 46 attempts) and 51.2 percent from the floor (min. 86 attempts) and is the only one who stands less than 6-foot-4.

IF IT'S SY...IT'S MORE THAN LIKELY FOR THREE

- Senior guard **Isaiah Sy** has made 21 buckets in the team's seven contests, with 14 of them coming from the bonus distance.
- For his college career, Sy, a transfer from Oregon State, has totaled 175 field goals with 118 of them have come from beyond the arc (67.4 percent).
- Sy is 1-of-10 active 6-foot-6 or taller players in the nation who, since the start of the 2024-25 season, has gotten at least 67.4 percent of his baskets from long distance (min: 175 field goals made).
- He has hit multiple 3-pointers in 41-of-73 (56.2 percent) career games and has at least one triple in 58-of-73 (79.5 percent) of his college contests.

CLAMPING DOWN ON THE DEFENSIVE END

- Under **Brian Dutcher**, since the start of the 2017-18 campaign, the Scarlet and Black has played 306 games and has limited the opponent to 40.0 percent shooting or less 159 times (159-of-306; 52.0 percent) and won 142 of those games (142-17; 89.3 percent).
- SDSU has held 25.8 percent of its opponents (79-of-306) to less than 35.0 percent from the field (most recently Maryland on Nov. 26, 2026), and on 15 occasions limited the opposition to less than 30 percent shooting from the floor. The top defensive efforts, based on opponent field goal percentage, under Dutcher are a 14-of-62 (.226) defensive gem versus Texas Southern (Nov. 5, 2019) and a 14-of-57 (.246) effort at Fresno State (Feb. 24, 2024).
- Since the start of the Fisher/Dutcher era, the 1999-00 season, SDSU has held its opponent to 40.0 percent or less from the field 409 times in 901 games (45.4 percent), recording 357 wins in those 408 games (87.3 percent).
- San Diego State is 1-0 this season when it holds its opponent to 60 or fewer points. In the **Brian Dutcher** era, his Aztecs have held their opponent to 60 points or less 127 times and have won 120 of those games (120-7, 94.5 percent). Overall, Dutcher's Aztecs have held their opponent to 60 or fewer points in 41.5 percent (127-of-306) of the games he has coached.
- San Diego State, one of the most dominant defensive teams in the nation, has ranked in the top 25 in Kenpom's Adjusted Defensive Efficiency in 12 of the last 16 years, in the top 10 in seven of the last 16 campaigns, the top five in five seasons since the start of the 2010-11 season, and finished last season at No. 16 in that ranking.

AGAINST THE BEST

- Entering the season, San Diego State is 16-13 (.552) under **Brian Dutcher** against AP top 25 teams. The Aztecs were 29-98 (.228) against AP top 25 teams prior to Dutcher taking over as head coach in 2017-18. SDSU's .552 winning percentage against AP top 25 teams since the 2017-18 season is the sixth highest in the country (min. 20 games). The top six consists of No. 1 Arizona (.631), No. 2 Duke (.628), No. 3 Gonzaga (.583), No. 4 Kansas (.570), No. 5 Houston (.567) & San Diego State (.552).

LOTS OF NEW FACES

- San Diego State's roster totaled 6,725 minutes last season. The Aztecs had three players (Reese Dixon-Waters, Sean Newman Jr. & Jeremiah Oden) exhaust their eligibility who totaled 1,884 minutes on the floor. As a sign of the times, SDSU had six players (Miles Byrd, Pharaoh Compton, BJ Davis, Taj DeGourville, Magoon Gwath & Miles Heide) leave the program through the transfer portal. As a result, the 2026-27 Aztecs return 984 minutes or 20.3 percent of their total minutes from last season.
- San Diego State returns just 14.5 percent of its offensive output from a year ago (374-of-2,580 points), with 370 of those 374 points coming from sophomores **Elzie Harrington** and **Tae Simmons**.

IN DUTCH WE TRUST

Brian Dutcher is in his 28th season on The Mesa, 18 of them as the top man on San Diego State Hall of Fame Head Coach Steve Fisher's staff. In that time, he's experienced 612 victories, 16 Mountain West titles and helped the Aztecs to 19 postseason tournaments, including 14 NCAA appearances, four Sweet 16 berths (2011, 2014, 2023 & 2024) and in 2023 guided the team past the Sweet 16, to the Elite 8, Final Four and national championship game.

- In his inaugural campaign, in 2017-18, he was the only first-year Division I head coach to guide his team to the NCAA Tournament.
- He is the only coach in program history to win at least 21 games in each of his first nine seasons and has averaged 24.4 wins per year.
- His 226 wins are No. 3 on the program's head coaching wins list.
- His 226 wins are a program record for victories in a coach's first nine campaigns.
- He is just the third Aztec head coach with at least 200 wins. The other two are George Ziegenfuss (1949-69) with 316 wins and Steve Fisher (2000-17) with a program record 386. Both Zeigenfuss and Fisher have been honored with induction into the Aztec Hall of Fame.
- His 226 wins to date are 15 more than any full-time head coach who started at his current institution at the start of the 2017-18 season.
- He completed his tenure in the Mountain West with 106 wins which rank No. 4 on the league's all-time win list.
- His .732-win percentage in Mountain West games is the highest in league history (min. 100 games).
- Since his ascension to the top job, prior to the 2017-18 season, he captured six Mountain West crowns and guided his team to the championship game in the league tournament in eight of his nine years as a member of the conference.
- Entering this year, his 220 wins over a nine-year period are the fourth most for any Aztec coach in the program's 105-year history. (Steve Fisher won 231 games from 2005-06 to 2013-14, 234 games from 2006-07 to 2014-15 and 240 games from 2007-08 to 2015-16).

ROAD (AND NEUTRAL) WARRIORS

With the Aztecs having four neutral site games under their belts this season, here are some road and neutral site facts about San Diego State:

- Since the start of the 2009-10 season, San Diego State's 62.5-win percentage (197-118) in road/neutral games is the SEVENTH best in the nation.
- Since the start of the 2009-10 season, San Diego State is 79-42 (.653) in neutral site games which is the TWELFTH best in the nation.
- Since the start of the 2009-10 season, San Diego State's 118-76 (.608) record in true road games is the NINTH best in the nation.
- At the end of last year, San Diego State left the Mountain West Conference as the only program with a winning road record in regular season conference games. SDSU was 111-110 and the only team which played at least 100 MW road games with a winning mark.
- San Diego State's 46-20 record (.697) at the Mountain West Tournament is the best record win percentage in the event's history.
- Since the start of the 2009-10 season to its exit after last season, San Diego State's 87-60 (.571) record in regular season road games in the Mountain West, led the league.

AZTEC COACHING STAFF

HEAD COACH

BRIAN DUTCHER

- 10th season as head coach (226-80, 120-44 conference)
- 28th year at San Diego State
- 1989 NCAA Champion
- 4 NCAA title game appearances
- 21 NCAA tournament appearances
- 16-time Mountain West champion
- 2020 *USA Today* National Coach of the Year
- 2020 & 2021 MW Coach of the Year (coaches & media)
- 2020 & 2021 NABC District 17 Coach of the Year
- 2020 USBWA District IX Coach of the Year

ASSISTANT COACH

DAVE VELASQUEZ

- 25th season at SDSU / 14th as AC (331-118, 175-61 conf.)
- Started as a student manager in 2002-03, then head manager, walk-on, scholarship athlete, director of player development and now AC

ASSISTANT COACH

JAYDEE LUSTER

- 6th season with SDSU (130-48, 67-27 conf.)
- 11th year as a Division I AC / 5 yrs. at Pacific

ASSISTANT COACH

RYAN BADRTALEI

- 3rd season with SDSU (49-22, 28-12 conf.)
- 22nd year as a Division I AC / 19 at UC Irvine.

AZTECS' RECORD BY JERSEYS



Under Dutcher: 146-26
2026-27: 5-0
Current Streak: W9
116-17 in the last 133



Under Dutcher: 62-52
2026-27: 0-1
Current Streak: L5
105-82 in the last 187



Under Dutcher: 9-0
2026-27: 0-0
Current Streak: W10
25-4 in the last 29



Under Dutcher: 9-2
2026-27: 1-0
Current Streak: W1
10-2 in the last 12

BEST OF THE BEST...OF THE BEST

Below is a look at the best records in the nation since the start of the 2009-10 campaign.

Rk.	Team	W	L	Pct.
1.	Gonzaga	514	91	.850
2.	Duke	498	121	.805
3.	Kansas	489	128	.793
4.	Saint Mary's	444	134	.768
5.	Arizona	457	146	.758
6.	Kentucky	460	151	.753
7.	**San Diego State**	**439**	**149**	**.747**
8.	Belmont	415	150	.735
9.	Virginia	417	159	.724
10.	Villanova	427	165	.721

BEST HOME RECORDS

Below is a look at the best home records in the nation since the start of the 2009-10 campaign.

Rk.	Team	W	L	Pct.
1.	Kansas	267	19	.934
2.	Gonzaga	250	19	.929
3.	Duke	259	25	.912
4.	Kentucky	267	32	.893
5.	Belmont	212	26	.891
6.	**San Diego State**	**242**	**31**	**.886**
8.	Arizona	254	34	.882
9.	Saint Mary's	266	36	.881
7.	South Dakota State	206	28	.880
10.	Akron	235	32	.880

BEST ROAD RECORDS

Below is a look at the best road records in the nation since the start of the 2009-10 campaign.

Rk.	Team	W	L	Pct.
1.	Gonzaga	135	31	.813
2.	Saint Mary's	123	47	.724
3.	Wichita State	124	68	.646
4.	Duke	108	63	.632
5.	VCU	122	73	.626
6.	Arizona	114	69	.623
7.	Belmont	161	98	.622
8.	Vermont	162	102	.614
9.	**San Diego State**	**118**	**76**	**.608**
10.	Kansas	110	71	.608

BEST ROAD & NEUTRAL SITE RECORDS

Below is a look at the best road & neutral site records in the nation since the start of the 2009-10 campaign.

Rk.	Team	W	L	Pct.
1.	Gonzaga	264	72	.786
2.	Duke	239	96	.713
3.	Kansas	222	109	.671
4.	Saint Mary's	178	98	.645
5.	Arizona	203	112	.644
6.	Villanova	211	123	.632
7.	**San Diego State**	**197**	**118**	**.625**
8.	Belmont	203	124	.621
9.	Kentucky	193	119	.619
10.	Virginia	178	111	.616

GOLDEN STATE AP APPEARANCES (since 2010-11)

California schools ranked by total number of appearances.

Rk.	Team	No.
1.	**San Diego State**	**114**
2.	UCLA	99
3.	Saint Mary's	68
4.	Southern California	42
5.	California	11

HOW WE WIN...DEFENSE?

- With the regular season underway, San Diego State looks to continue to trend as one of the nation's best defenses. Nationally, at the end of the 2025-26 regular season, the Aztecs ranked No. 16 in adjusted defensive efficiency & two-point field goal percentage, No. 19 in turnover percentage, No. 8 in block percentage, No. 10 in non-steal turnover percentage according to Kenpom.
- San Diego State has won 306 of its last 335 games (306-29; 91.3 percent) when holding its opponent to less than 60 points.
- San Diego State is 132-13 (91.0 percent) the last 145 times it has outrebounded its opponent.
- San Diego State has won 305 of its last 370 games (305-66; 82.4 percent) when limiting opponents to 30.0 percent or less from 3-point range.
- In its last 607 games in which it has forced at least 10 turnovers, San Diego State has won 469 times (469-138; 77.3 percent).
- San Diego State is 398-103 (79.4 percent) in its last 501 games in which it has blocked at least three shots.
- San Diego State has won 57 of its last 73 games (57-16; 78.1 percent) when it limits its opponent to five or fewer offensive rebounds.
- San Diego State is 510-190 (72.9 percent) in its last 700 games in which it has at least five steals.

KEYS TO VICTORY

- San Diego State is 6-0 this season when leading at the half. (SDSU is 264-31 (.895) in the last 295)
- San Diego State is 5-0 this season when leading with five minutes to play. (SDSU is 455-16 (.966) in the last 471)
- San Diego State is 5-1 this season when scoring first. (SDSU is 262-72 (.784) in the last 334)
- San Diego State is 5-0 this season when it outrebounds its opponent. (SDSU is 303-47 (.866) in the last 350)
- San Diego State is 6-0 this season when it attempts more free throws than its opponent. (SDSU is 283-36 (.887) in the last 319)
- San Diego State is 5-0 this season when it shoots a higher field goal percentage. (SDSU is 354-27 (.929) in the last 381)
- San Diego State is 5-0 this season when its opponent shoots 40 percent or less. (SDSU is 366-55 (.869) in the last 421)
- San Diego State is 2-0 this season when it forces more turnovers than it commits. (SDSU is 196-39 (.834 in the last 235)
- San Diego State is 1-0 this season when it held its opponent to under 60 points. (SDSU is 312-30 (.912) in the last 342)

MISCELLANEOUS STATS

- From their backcourt, the Aztecs get 64.0 percent of their offense (371-of-580).
- From beyond the arc, the Aztecs get 27.7 percent of their buckets (53-of-191).
- Off its opponent's turnovers, San Diego State scores 19.8 percent of its points (115-of-580).
- SDSU has been in the lead or tied for 78.6 percent (220:04-of-280) of the minutes it's played.
- San Diego State has gotten assists on 62.8 percent (120-of-191) of its field goals.
- From its bench, San Diego State receives 24.7 percent of its points (143-of-580).
- With at least one 10-0 scoring run in a game, the Aztecs are 3-0 this year and have gone 43-5 in the last 48.

STREAKS ON THE LINE FOR THE AZTECS ON THURSDAY

When the Aztecs play Texas Tech on Friday here are the streaks that are on the line for San Diego State:

- 46-game win streak when holding its opponent to 30 percent or less shooting.
- 43-game win streak in contests in which SDSU has limited its opponent to fewer than 60 points.
- 44-game win streak when leading the five minutes to play.
- 30-game win streak when scoring between 90-99 points.
- 21-game win streak when shooting at least 50.0 percent from the field.
- 12-game win streak when limiting opponents to 35 percent shooting or lower.
- 9-game win streak when outshooting its opponent from the floor.
- 6-game win streak when it goes to the line more times than its opponent.
- 3-game win streak when it commits fewer turnovers.

SERIES HISTORY VS. TEXAS TECH

San Diego State trails 2-6 in the series against Texas Tech, with the teams having never met on a neutral floor.

- The series started at the season opener of the 1970-71 campaign, SDSU's first game as a Division I program with the Red Raiders winning 93-86.
- The series went dark for 17 years before it was revived with games in three successive seasons (1987-88, 1988-89 & 1989-90), which saw SDSU earn 72-63 and 51-50 victories on Dec. 28, 1987 and Dec. 4, 1989, respectively, sandwiched around a 58-43 defeat in Lubbock on Dec. 5, 1988.
- The teams went their separate ways for 12 years and then played four times in four years. SDSU lost each of those games, which included a second round matchup in Lubbock at the 2003 NIT.
- Texas Tech's average margin of victory in the series is 10.5 points, while San Diego State's is 5.0 points per game.
- All-time series meetings against Texas Tech can be found in the column on page 4.
- Below are the career statistics versus Texas Tech of members of the 2026-27 Aztec roster.

Player	Record	GP	GS	Min.-Avg.	FG-A	Pct.	3FG-A	Pct.	FT-A	Pct.	OR	DR	TR	RPG	Ast.	TO	Blk.	Stl.	Pts.	PPG
DAVIS, Latrell	0-1	1	0	9-9.0	1-2	.500	1-2	.500	0-0	.000	1	0	1	1.0	0	2	0	0	3	3.0

SAN DIEGO STATE VS. THE BIG 12

- San Diego State is 98-178 vs. the current slate of the Big 12 schools and lost its last game against an opponent from the conference (75-71 vs. Iowa State on Nov. 24, 2026, at the Players Era 16).
- San Diego State has a .500 or better record against seven of the 15 current members of the Big 12 it has played (see column on page 4).
- On a neutral floor, San Diego State has won 9-of-27 encounters against the teams of the Big 12.
- Tuesday's game is the third of four neutral site regular season matchups against a member of the Big12 Conference in the 2026-27 campaign for SDSU. The Aztecs are also scheduled to play Brigham Young (Dec. 19 at the Acrisure Series in Palm Desert, Calif.).

2026-27 SAN DIEGO STATE ALPHABETICAL ROSTER

Most Recent Division I Season

No.	Name	Pos.	Ht.	Wt.	Yr.	Exp.	PPG	RPG	APG	Hometown (High School/Previous School)
23	Nick Anderson	G	6-3	190	5th	TR	^15.5	4.3	1.2	Houston, Texas (Clear Creek High/St. Thomas/Prairie View A&M/Rice)
45	Bear Cherry	F	6-10	270	5th	TR	^15.5	8.2	1.7	San Diego, Calif. (St Mary's Catholic High/NM Jr. College/UNLV/Sac. St.
10	Cooper Cornelius	G	6-1	180	Jr.	JC	--	--	--	Roseville, Calif. (Woodcreek High/Yuba College)
5	Latrell Davis	G	6-3	215	Jr.	TR	^11.1	3.1	1.7	Leeds, England (First Baptist Academy (Fla.)/San Jose State)
2	Chance Gladden	G	6-4	192	So.	TR	^14.4	3.2	4.5	Raleigh, N.C. (Ravenscroft High/Boston University)
9	Raymar Gonzales	G	6-3	170	So.	SQ	0.5	0.3	0.0	San Diego, Calif. (Eastlake High)
3	Elzie Harrington	G	6-5	197	So.	1L	8.0	1.6	2.3	Long Beach, Calif. (St. John Bosco High)
33	Thokbor Majak	F	7-1	220	So.	SQ	0.3	1.6	0.0	Bor, South Sudan (Dream City Christian High)
24	Jel Malek	G	6-5	192	Jr.	JC	--	--	--	Newport Beach, Calif. (JSerra Catholic High/Victor Valley College/Weatherford College)
6	Samson Mashebinu	F	6-8	220	Fr.	HS	--	--	--	Lagos, Nigeria (NBA Academy)
8	Tae Simmons	F	6-6	235	So.	1L	5.8	3.4	0.3	Simi Valley, Calif. (Heritage Christian High)
7	Luka Skoric	G/F	6-9	215	Fr.	INT	--	--	--	Zagreb, Croatia (KK Cibona)
13	Isaiah Sy	G	6-6	200	Sr.	TR	^10.0	4.6	1.7	Marseilles, France (Combine Academy/Cloud County CC/Oregon State)
0	David Torresani	G	6-2	168	Fr.	INT	--	--	--	Milan, Italy (Nutribullet Treviso)
18	Luca Vincini	F	6-10	242	Fr.	INT	--	--	--	Turin, Italy (Banco di Sardegna Sassari)
4	Zach White	G	6-5	208	Fr.	HS	--	--	--	Sherman Oaks, Calif. (Notre Dame High)

^ - Stats from the final full season of competition at previous Division I institution; INT - International. TR - Transfer. SQ Squad. HS - High School. L - Letter

2026-27 SAN DIEGO STATE NUMERICAL ROSTER

Most Recent Division I Season

No.	Name	Pos.	Ht.	Wt.	Yr.	Exp.	PPG	RPG	APG	Hometown (High School/Previous School)
0	David Torresani	G	6-2	168	Fr.	INT	--	--	--	Milan, Italy (Nutribullet Treviso)
2	Chance Gladden	G	6-4	192	So.	TR	^14.4	3.2	4.5	Raleigh, N.C. (Ravenscroft High/Boston University)
3	Elzie Harrington	G	6-5	197	So.	1L	8.0	1.6	2.3	Long Beach, Calif. (St. John Bosco High)
4	Zach White	G	6-5	208	Fr.	HS	--	--	--	Sherman Oaks, Calif. (Notre Dame High)
5	Latrell Davis	G	6-3	215	Jr.	TR	^11.1	3.1	1.7	Leeds, England (First Baptist Academy (Fla.)/San Jose State)
6	Samson Mashebinu	F	6-8	220	Fr.	HS	--	--	--	Lagos, Nigeria (NBA Academy)
7	Luka Skoric	G/F	6-9	215	Fr.	INT	--	--	--	Zagreb, Croatia (KK Cibona)
8	Tae Simmons	F	6-6	235	So.	1L	5.8	3.4	0.3	Simi Valley, Calif. (Heritage Christian High)
9	Raymar Gonzales	G	6-3	170	So.	SQ	0.5	0.3	0.0	San Diego, Calif. (Eastlake High)
10	Cooper Cornelius	G	6-1	180	Jr.	JC	--	--	--	Roseville, Calif. (Woodcreek High/Yuba College)
13	Isaiah Sy	G	6-6	200	Sr.	TR	^10.0	4.6	1.7	Marseilles, France (Combine Academy/Cloud County CC/Oregon State)
18	Luca Vincini	F	6-10	242	Fr.	INT	--	--	--	Turin, Italy (Banco di Sardegna Sassari)
23	Nick Anderson	G	6-3	190	5th	TR	^15.5	4.3	1.2	Houston, Texas (Clear Creek High/St. Thomas/Prairie View A&M/Rice)
24	Jel Malek	G	6-5	192	Jr.	JC	--	--	--	Newport Beach, Calif. (JSerra Catholic High/Victor Valley College/Weatherford College)
33	Thokbor Majak	F	7-1	220	So.	SQ	0.3	1.6	0.0	Bor, South Sudan (Dream City Christian High)
45	Bear Cherry	F	6-10	270	5th	TR	^15.5	8.2	1.7	San Diego, Calif. (St Mary's Catholic High/NM Jr. College/UNLV/Sac. St.)

^ - Stats from the final full season of competition at previous Division I institution; INT - International. TR - Transfer. SQ Squad. HS - High School. L - Letter

Head Coach: Brian Dutcher (Minnesota, 1982), 10th Season (28th Season Overall at SDSU)

Assistant Coaches: David Velasquez (San Diego State, 2007), 14th Season (25th Season Overall at SDSU)
JayDee Luster (Wyoming, 2011), Sixth Season (Sixth Season Overall at SDSU)
Ryan Badrtalei (UCLA, 2003), Third Season (Third Season Overall at SDSU)

Assistant to the Head Coach: Mark Fisher (Michigan, 2001), 14th Season (25th Season Overall at SDSU)
Assistant A.D. - Director of Operations: Matt Soria (San Diego State, 2002), 20th Season (27th Season Overall at SDSU)
Director of Player Development: Aguek Arop (San Diego State, 2022), Fourth Season (Fourth Season Overall at SDSU)
Assistant Director of Athletic Medicine: Sergio Ibarra (Alfred University, 2006), 11th Season (11th Season Overall at SDSU)
Assistant Director of Strength & Conditioning: Daniel Marshall (Arizona, 2008), Fourth Season (Fourth Season Overall at SDSU)
Director of Player Relations: Shane Geschwind (San Diego State, 2024), First Season (Third Overall at SDSU)
Graduate Assistants: Kimo Ferrari (Brown, 2024), Second Season (Second Season Overall at SDSU)
Dakarai Allen (San Diego State, 2017), First Season (First Season Overall at SDSU)
Noah Carmona (San Diego State, 2026), First Season (First Season Overall at SDSU)

SDSU BROADCAST ROSTER

San Diego State vs. Texas Tech | Players Era 16 | Michelob ULTRA Arena | Las Vegas, Nev. | November 27, 2026



0
David Torresani
Guard
6-2, 185, Freshman - INT
Milan, Italy
Neutribullet Treviso

PPG: **2.6** RPG: **1.0** APG: **1.6**
FG%: **26.7** 3FG: **14.3** FT%: **75.0**



2
Chance Gladden
Guard
6-4, 192, Sophomore - TR
Raleigh, N.C.
Ravenscroft High/Boston University

PPG: **9.4** RPG: **2.1** APG: **4.3**
FG%: **46.2** 3FG%: **27.8** FT%: **83.3**



3
Elzie Harrington
Guard
6-5, 197, Sophomore - 1L
Long Beach, Calif.
St. John Bosco High

PPG: **11.1** RPG: **2.6** APG: **4.1**
FG%: **45.8** 3FG%: **40.0** FT%: **94.7**



4
Zach White
Guard
6-5, 208, Freshman - HS
Sherman Oaks, Calif.
Notre Dame High

PPG: **1.3** RPG: **1.0** APG: **0.3**
FG%: **12.5** 3FG: **20.0** FT%: **66.7**



5
Latrell Davis
Guard
6-3, 215, Junior - TR
Leeds, England
First Baptist Academy/San Jose State

PPG: **19.4** RPG: **3.9** APG: **2.1**
FG%: **51.2** 3FG%: **43.5** FT%: **77.8**



6
Samson Mashebinu
Forward
6-8, 220, Freshman - HS
Lagos, Nigera
NBA Academy

PPG: -- RPG: -- APG: --
FG%: -- 3FG%: -- FT%: --



7
Luka Skoric
Forward
6-9, 215, Freshman - INT
Zagreb, Croatia
KK Cibona

PPG: **4.0** RPG: **2.4** APG: **0.3**
FG%: **28.0** 3FG%: **31.3** FT%: **60.0**



8
Tae Simmons
Forward
6-6, 235, Sophomore - 1L
Simi Valley, Calif.
Heritage Christian High

PPG: **10.9** RPG: **5.4** APG: **0.9**
FG%: **60.0** 3FG%: **50.0** FT%: **71.4**



13
Isaiah Sy
Guard
6-6, 200, Senior - TR
Marseille, France
Cloud County JC/Oregon State

PPG: **9.7** RPG: **4.4** APG: **1.4**
FG%: **42.9** 3FG%: **35.0** FT%: **85.7**



18
Luca Vincini
Forward
6-910, 242, Freshman - INT
Turin, Italy
Banco di Sardegna Sassari)

PPG: **3.4** RPG: **4.6** APG: **1.1**
FG%: **56.3** 3FG: -- FT%: **42.9**



33
Thokbor Majak
Forward
7-1, 220, Sophomore - SQ
Bor, South Sudan
Dream City Christian High

PPG: **0.0** RPG: **0.0** APG: **0.0**
FG%: **0.0** 3FG%: -- FT%: --



45
Bear Cherry
Forward
6-10, 270, Senior - TR
San Diego, Calif.
NM JC/UNLV/Sacramento State

PPG: **11.6** RPG: **5.0** APG: **1.1**
FG%: **71.4** 3FG%: -- FT%: **70.0**



Head Coach
Brian Dutcher
10th season (226-80, 120-44 conference)
28th season overall at SDSU (612-289, 288-158 conference)
38th career season as a coach (845-387, 399-222 conference)

-Has the 4th best win percentage in the nation (.738) since 2017-18 among coaches who have been with their current program since then.
-Has the 6th best win percentage in the nation (.766) since 2019-20.
-His .738 win percentage is the highest in program history.
-226 victories are third most in program history.
-226 wins are the most by any first-time HC hired in 2017-18.
-Has won at least 21 games in each of his nine seasons as HC.
-Is the only HC in program history with a winning record vs. top-25 opposition (16-13; .552).
-Only first-year HC to take his team to the 2018 NCAA Tourney.
-4th HC with at least 100 MW wins & the fastest to reach the milestone (135 games).

Honors
2019-20 *USA Today* National Coach of the Year
2020 & 2021 NABC Division I District 17 Coach of the Year
2019-20 USBWA District IX Coach of the Year
2020 & 2021 MW Coach of the Year
2019-20 Naismith Coach of the Year Finalist



Assistant Coach
Dave Velasquez
14th season (331-118, 175-61 conference)
25th season overall at SDSU
In 2002-03 was a student manager, then head manager, walk-on, scholarship athlete, director of player development and now AC



Assistant Coach
JayDee Luster
6th season (130-49, 67-26 conference)
11th season as a Division I AC



Assistant Coach
Ryan Badrtalei
3rd season (49-22, 28-12 conference)
22nd season as a Division I AC
Prounced: BAD-ruh-telly



BRIAN DUTCHER

10th Season • 28th Season Overall at SDSU • Minnesota, 1982
Career Record: 226-80 (.738) • Conference Record: 120-44 (.732)
Six conference titles • Six NCAA appearances

Brian Dutcher enters his 10th season as San Diego State head men's basketball coach and is coming off two Sweet 16 appearances in the last four seasons and a run to the program's first national championship game appearance in the 2023 NCAA Tournament. He is building on the previous nine years in which he led the Aztecs to eight title games in Mountain West tournament, its conference-record 11th, 12th, 13th, 14th, 15th & 16th Mountain West crowns, and to a bid to the NCAA tournament in six of the eight years in which a champion was crowned. He is the only coach in the 105-year history of San Diego State men's basketball to win at least 20 games in each of his first nine seasons. His 220 victories in nine seasons (220-79) are the most for any Division I head coach whose first year guiding his current program was 2017-18 and the accompanying win percentage, 73.6 percent, is the highest for any head basketball coach in San Diego State history.

Dutcher has been recognized twice, following the 2019-20 and 2020-21 seasons, with Mountain West Coach of the Year honors and was the National Association of Basketball Coaches (NABC) Division I District 17 Coach of the Year in both those years as well. In addition, he earned USA Today National Coach of the Year and United States Basketball Writers Association (USBWA) District IX Coach of the Year distinction following the 2019-20 campaign and was one of five finalists for the 2020 Werner Ladder Naismith Men's College Coach of the Year Award.

His teams have faced top 25 ranked opponents on 27 occasions and posted a 16-11 record, which includes wins over No. 1 Alabama, No. 6 Houston, Gonzaga (twice), UCLA and Arizona State as well as Nevada (four times) and Colorado State (twice). From the start of the 2018-19 season to its demise after the 2023-24 campaign, his Aztecs were 8-3 against Pac-12 opponents and 11-6 in multi-team events. Since the start of the 2017-18 season, SDSU has the eighth best home win percentage in the nation (88.5 percent), and in the last seven years, San Diego State has posted a 89.7-win percentage (96-11) in Viejas Arena, the sixth best in the nation.

The team's success on the court is reflected in the honors his players have earned. In 2020, Malachi Flynn was a consensus All-American, the third Aztec to earn that honor. The following season Matt Mitchell was recognized by the Associated Press with the All-American moniker and 2024 Jaedon LeDee was named the Karl Malone Award winner for the best power forward in the nation as well as being named an All-American by multiple organizations.

San Diego State put a player on the USBWA's All-District IX first team in 2020 (Flynn) and 2021 (Mitchell). The NABC has bestowed its All-District 17 honors nine times to an Aztec in the eight years from 2017-18-to-2024-25, when the program was discontinued. In 2019, Jalen McDaniels earned first-team designation. Flynn and Yanni Wetzell were first team and Mitchell was second team in 2020. In 2021, Mitchell and Jordan Schakel earned first team and second team honors, respectively. In 2022, Matt Bradley was a second team, in 2023, LeDee was a first-team designee and in 2025 Miles Byrd was tapped as a second-team performer.

Within the Mountain West, Flynn was named the 2020 Mountain West Male Athlete of the Year, Player of the Year, Defensive Player of the Year, Newcomer of the Year, and a member of the All-Defensive Team. In the same season, KJ Feagin was named to the all-defensive team and one year prior, Jeremy Hemsley was included on the league's all-defensive team. In 2021, Mitchell earned Mountain West Player of the Year, first team All-Mountain West and inclusion on the all-defensive team along with Nathan Mensah. In 2022, Mensah was the Defensive Player of the Year and a member of the all-defensive team. Bradley was the Newcomer of the Year. Chad Baker-Mazara was named the Sixth Man of the Year and Lamont Butler garnered all-defensive team honors. The 2023 campaign saw Mensah again named the Defensive Player of the Year, a third-team performer, and a member of the all-Defensive Team, while Bradley earned first-team honors and Lamont Butler was a third team and All-Defensive Team designee. In 2024, Butler was the Defensive Player of the Year, a member of the All-Defensive Team and an honorable mention performer, while Jaedon LeDee was tabbed a first-team honoree. In 2024-25, Magoon Gwath was the league's Freshman of the Year, Defensive Player of the Year, an honorable mention performer and a member of the all-defensive team. Byrd and Nick Boyd were second-team honorees with Byrd also earning all-defensive team designation. Last year, Byrd was named Defensive Player of the Year, All-Defensive Team and a third-team honoree. Reese Dixon-Waters and BJ Davis were second team and honorable mention All-MW performers, respectively.

His players have earned 26 All-Mountain West designations and 30 freshman or players of the week honors. Three Aztecs, Trey Kell in 2018, Mitchell in 2021 and Bradley in 2023, were named Mountain West tournament MVP among 15 SDSU players who have been included on the league's all-tournament team. In his nine seasons, his charges have garnered 18 league all-academic team distinctions, a pair of CSC Academic All-District honors, Arthur Ashe Jr. Sports Scholar awards, and Flynn was named to the 2020 NABC Honors Court.

The 2022-23 season saw SDSU fulfill a promise coach Dutcher, and Hall of Fame coach Steve Fisher, made the day they stepped on campus prior to the 1999-00 season…that the program's goal was to compete for national championships. The Aztecs finished with a 32-7 record, played Connecticut for the NCAA championship in Houston's NRG Stadium in front of more than 72,000 spectators and finished the season as the national runner-up. The team ranked No. 2 in the final USA Today Coaches poll, the highest the program has ever achieved.

SDSU's 32 victories are the second most in a season in San Diego State history, trailing only the 34 wins in 2010-11. In conference play, SDSU was 15-3 and secured both the regular-season and tournament titles to earn a No. 5 seed, its third consecutive season with a single-digit seed in the NCAA Tournament. Five of the team's seven losses were by nine points or less, with three of its losses coming against top 25 opposition and in each of its seven losses its opponent was receiving votes in the national polls. Senior guard Darrion Trammell was named the South Regional Most Outstanding Player with Lamont Butler also included on the South Regional All-Tournament Team. Butler, who hit the biggest shot in SDSU history, the game winner as time expired against Florida Atlantic in the Final Four to send the Aztecs to the national championship game, earned a spot on the 2023 NCAA All-Tournament Team.

The 2021-22 campaign featured a 23-9 record and SDSU's second straight appearance in the NCAA Tournament, garnering a No. 8 seed. Six of its nine losses were by six points or less and after Dec. 8, four of its six defeats were by three points or less. Twice during that stretch, the Aztecs defeated nationally ranked Colorado State.

In 2020-21, he guided San Diego State to the Mountain West regular-season and tournament crowns and earned a No. 6-seed in the NCAA tournament. The Aztecs went 23-5 and finished the regular season ranked No. 7 in field goal percentage defense (.387), No. 8 in scoring defense (60.6), No. 12 in scoring margin (+13.5), No. 14 in total steals (233), and No. 16 in turnover margin (+3.9) nationally. Among the Mountain West teams, San Diego State led the league in turnovers forced (15.15), steals per game (8.19), assist-to-turnover ratio (1.25:1), three-point field goal percentage (.381), field goal percentage defense, scoring defense, scoring margin, turnover margin and total steals. The team posted a 14-game win streak, which is the fourth longest in school history and is the third of at least nine games under Dutcher.

The 2019-20 squad ripped off a program-record 26-straight wins to open the season and peaked, for eight weeks, at a No. 4 ranking in both national polls, before finishing the regular season at No. 6. The Aztecs went 30-2, including 17-1 in Mountain West play.

In program history, his team's 30 wins in 2019-20 are the fourth most in a season and its two defeats are the fewest. SDSU's 17 wins in conference play are the most in program and Mountain West history, and its one loss is the fewest in the Aztecs' Division I era and equals the fewest since 1926-27, when it moved from junior college competition to the National Association of Intercollegiate Athletics (NAIA). San Diego State opened the 2019-20 league slate with a 15-game winning streak, which set a new Mountain West record.

In 2017-18, Dutcher was the only Division I coach to guide his team to the NCAA Tournament in his initial season after going 22-10, including winning the 2018 MW Tournament championship.

Over the course of his 26 years at San Diego State, Dutcher has helped the Aztecs reach the postseason 19 times, including 14 trips to the NCAA tournament, win a conference-best 16 Mountain West titles and record 19 seasons of at least 20 victories.

Since 2008-09, SDSU has four NCAA Sweet 16 (2011, 2014, 2023 & 2024) and NIT semifinal (2009, 2016) appearances, won at least 25 games nine times and captured 16 MW championships (nine regular season, seven tournament).

Brian Dutcher Year-By-Year (Division I Only)

		Overall		Conference		
Year	School (Position)	W-L	Pct.	W-L	Pct.	Postseason/Championships
10 Seasons at Michigan (AC)		233-98	.704	111-67	.624	8 NCAAs, 10 Postseason Appearances, NCAA Champion (1989), NCAA Runner Up (1992, 93)

		Overall		Conference		
Year	School (Position)	W-L	Pct.	W-L	Pct.	Postseason/Championships
1999-00	SDSU (Asst. HC)	5-23	.179	0-14	.000	
2000-01	SDSU (Asst. HC)	14-14	.500	4-10	.286	
2001-02	SDSU (Asst. HC)	21-12	.636	7-7	.500	NCAA 1st round; MW Tournament
2002-03	SDSU (Asst. HC)	16-14	.533	6-8	.429	NIT second round
2003-04	SDSU (Asst. HC)	14-16	.467	5-9	.357	
2004-05	SDSU (Asst. HC)	11-18	.379	4-10	.286	
2005-06	SDSU (Asst. HC)	24-9	.727	13-3	.813	NCAA 1st Round; MW RS, Tournament
2006-07	SDSU (Asst. HC)	22-11	.667	10-6	.625	NIT 2nd Round
2007-08	SDSU (Asst. HC)	20-13	.606	9-7	.563	NIT 1st Round
2008-09	SDSU (Asst. HC)	26-10	.722	11-5	.688	NIT Semifinals
2009-10	SDSU (Asst. HC)	25-9	.735	11-5	.688	NCAA 1st Round; MW Tournament
2010-11	SDSU (Asst. HC)	34-3	.919	14-2	.875	NCAA Sweet 16; MW RS, Tournament
2011-12	SDSU (HCIW)	26-8	.765	10-4	.714	NCAA 2nd Round; MW RS
2012-13	SDSU (HCIW)	23-11	.676	9-7	.563	NCAA 3rd Round
2013-14	SDSU (HCIW)	31-5	.861	16-2	.889	NCAA Sweet 16; MW RS
2014-15	SDSU (HCIW)	27-9	.750	14-4	.778	NCAA 3rd Round; MW Co-RS
2015-16	SDSU (HCIW)	28-10	.737	16-2	.889	NIT Semifinals; MW RS
2016-17	SDSU (HCIW)	19-14	.576	9-9	.500	
18 Seasons as Asst. Coach		386-209	.648	168-114	.596	8 NCAAs, 13 Postseason Appearances
2017-18	SDSU (HC)	22-11	.667	11-7	.611	NCAA 1st Round; MW Tournament
2018-19	SDSU (HC)	21-13	.617	11-7	.611	
2019-20	SDSU (HC)	30-2	.966	17-1	.944	MW Regular Season (postseason canceled)
2020-21	SDSU (HC)	23-5	.821	14-3	.824	NCAA 1st Round, MW RS & Tournament
2021-22	SDSU (HC)	23-9	.719	13-4	.765	NCAA 1st Round
2022-23	SDSU (HC)	32-7	.821	15-3	.833	NCAA title game, MW RS & Tournament
2023-24	SDSU (HC)	26-11	.703	11-7	.611	NCAA Sweet 16
2024-25	SDSU (HC)	21-10	.677	14-6	.700	NCAA First Four
2025-26	SDSU (HC)	22-11	.667	14-6	.700	
2026-27	SDSU (HC)	6-1	.857			
10th Season as SDSU HC		226-80	.738	120-44	.732	6 NCAA, 6 MW Titles
28th Season at SDSU		612-289	.679	288-158	.646	14 NCAAs, 19 Postseason Appearances

	Overall		Conference		
	W-L	Pct.	W-L	Pct.	Postseason
38th Season Career Totals	845-387	.686	399-222	.643	22 NCAAs, 29 Postseason Appearances

SEASON/CAREER HIGHS

Points
Season 9 vs. New Mexico State (11/15/26)
Career 9 vs. New Mexico State (11/15/26)

Rebounds
Season 4 vs. Texas Southern (11/18/26)
Career 4 vs. Texas Southern (11/18/26)

Assists
Season 5 vs. Texas Southern (11/18/26)
Career 5 vs. Texas Southern (11/18/26)

Field Goals
Season 2 vs. Texas Southern (11/18/26)
2 vs. New Mexico State (11/15/26)
Career 2 vs. Texas Southern (11/18/26)
2 vs. New Mexico State (11/15/26)

Field Goals Attempted
Season 8 vs. Texas Southern (11/18/26)
Career 8 vs. Texas Southern (11/18/26)

Three-Point Field Goals
Season 1 vs. New Mexico State (11/15/26)
Career 1 vs. New Mexico State (11/15/26)

Three-Point FG Attempted
Season 4 vs. Texas Southern (11/18/26)
Career 4 vs. Texas Southern (11/18/26)

Free Throws
Season 4 vs. New Mexico State (11/15/26)
Career 4 vs. New Mexico State (11/15/26)

Free Throws Attempted
Season 4 vs. New Mexico State (11/15/26)
Career 4 vs. New Mexico State (11/15/26)

Steals
Season 5 vs. Texas Southern (11/18/26)
Career 5 vs. Texas Southern (11/18/26)

Blocked Shots
Season
Career

Minutes Played
Season 21:57 vs. Texas Southern (11/18/26)
Career 21:57 vs. Texas Southern (11/18/26)



0 • DAVID TORRESANI

(dah-VEED TORE-ess-on-ee)

GUARD • 6-2 • 168 • FRESHMAN - INTERNATIONAL
MILAN, ITALY (NUTRIBULLET TREVISO)

SDSU Record: 6-1 (.857)
Conference Record: 0-0 (.000)

Quick Hits
- Name is pronounced dah-VEED TORE-ess-on-ee.
- Along with Luca Vincini, he is the program's first native Italian player in the Dutcher/Fisher era.

Trending
- Averages 2.3 points per game while shooting 50.0 percent (1-of-2) from beyond the arc and 100.0 percent (4-of-4) from the line and 1.3 assists per game across four career games at a neutral site.

As a Freshman (2026-27 Season)
- Made his collegiate debut, scoring a point, dishing out an assist and recording a steal against Cal State Fullerton (11/3).
- Set season highs with nine points and three steals while making his first career three-pointer vs. New Mexico State (11/15).
- Established season highs with five assists and five steals against Texas Southern (11/18).

Prior to San Diego State
- Competed for NutriBullet Treviso from 2022-23 to 2025-26 in Italy's Lega Basket Serie A.
- Played in 60 contests averaging 3.0 points, 1.1 assists and 1.0 rebounds in 11.6 minutes per game.
- A career 45.2 percent (70-of-155) shooter from the field, including 32.3 percent (31-of-96) from beyond the arc, and 66.1 percent (39-of-59) from the line.
- Produced his finest season in 2025-26 averaging 7.0 points, 1.7 assists and 1.4 rebounds in 18.1 minutes per game.
- In international competitions from 2023 to 2025, he represented Italy 19 times with their Youth National Team averaging 8.0 points, 2.6 assists and 1.7 rebounds.
- Won the 2025 FIBA U20 EuroBasket title.

2026-27 GAME-BY-GAME STATISTICS

Opponent	GS	MP	FG	3FG	FT	O-D-R	PF	TP	A	TO	S	B
CAL STATE FULLERTON		11	0-2	0-1	1-3	0-0-0	3	1	1	2	1	0
vs. Colorado		5	0-1	0-0	0-0	0-0-0	2	0	1	1	0	0
BETHUNE-COOKMAN		4	0-0	0-0	2-2	0-0-0	0	2	0	3	0	0
vs. New Mexico State		18	2-3	1-2	4-4	0-1-1	1	9	1	0	3	0
TEXAS SOUTHERN		22	2-8	0-4	2-3	1-3-4	1	6	5	1	5	0
vs. Iowa State		5	0-0	0-0	0-0	0-0-0	0	0	1	2	0	0
vs. Maryland		9	0-1	0-0	0-0	1-1-2	0	0	2	2	1	0
vs. Texas Tech												
UNLV												
MONTANA STATE												
vs. Brigham Young												
LIU												
at UCLA												
LIFE PACIFIC												
at Oregon State												
FRESNO STATE												
COLORADO STATE												
at Washington State												
TEXAS STATE												
at Boise State												
at Colorado State												
UTAH STATE												
GONZAGA												
at Texas State												
at Utah State												
WASHINGTON STATE												
OREGON STATE												
at Gonzaga												
at Fresno State												
BOISE STATE												

MISCELLANEOUS STATS/TEAM RECORD

Category	2026-27 Season Games	W/L	Career Games	W/L
Double-Figure Scoring	0	0-0	0	0-0
20-Point Games	0	0-0	0	0-0
Double-Figure Assists	0	0-0	0	0-0
Double Doubles	0	0-0	0	0-0
Led SDSU in Scoring	0	0-0	0	0-0
Led SDSU in Rebounding	0	0-0	0	0-0
Led SDSU in Assists	0	0-0	0	0-0
Multiple Three-Pointers	0	0-0	0	0-0
One Turnover or Less	3	3-0	3	3-0

Consecutive Games	Current	Long
Consecutive Games Played	7	7*
Without Fouling Out	7	7*
Scoring A Point	-	3
At Least One Three-Pointer	-	1
One Turnover or Less	-	2

** - Denotes an active streak*

TORRESANI'S CAREER STATISTICS

Year	G-GS	Min.-Avg.	FG-FGA	Pct.	3P-3PA	Pct.	FT-FTA	Pct.	OR	DR	Reb	Avg.	PF-D	AT	TO	BS	ST	Pts	Avg.
26-27	7-0	73-10.4	4-15	.267	1-7	.143	9-12	.750	2	5	7	1.0	7-0	11	11	0	10	18	2.6

SEASON/CAREER HIGHS

Points
Season 20 vs. Colorado (11/7/26)
Career 34 at Bucknell (1/31/26)+

Rebounds
Season 4 vs. Colorado (11/7/26)
Career 8 vs. Merrimack (11/15/25)+

Assists
Season 8 vs. Cal State Fullerton (11/3/26)
Career 12 vs. Lehigh (1/14/26)+

Field Goals
Season 5 vs. Colorado (11/7/26)
Career 10 at Navy (12/31/25)+

Field Goals Attempted
Season 8 vs. Maryland (11/26/26)
Career 20 at Columbia (11/18/25)+

Three-Point Field Goals
Season 3 vs. Texas Southern (11/18/26)
Career 3 vs. Texas Southern (11/18/26)
3 at Navy (3/8/26)+
3 vs. Army (1/10/26)+
3 vs. American (1/3/26)+

Three-Point FG Attempted
Season 5 vs. Maryland (11/26/26)
Career 7 at Navy (12/31/25)+

Free Throws
Season 10 vs. Colorado (11/7/26)
Career 17 at Bucknell (1/31/26)+

Free Throws Attempted
Season 11 vs. Colorado (11/7/26)
Career 18 at Bucknell (1/31/26)+

Steals
Season 3 vs. Colorado (11/7/26)
Career 3 vs. Colorado (11/7/26)

Blocked Shots
Season 1 vs. Maryland (11/26/26)
1 vs. Cal State Fullerton (11/3/26)
Career 1 vs. Maryland (11/26/26)
1 vs. Cal State Fullerton (11/3/26)
1 at Navy (3/8/26)+
1 vs. American (3/5/26)+
1 at American (2/28/26)+
1 vs. Bucknell (2/14/26)+
1 at Lafayette (1/7/26)+
1 vs. American (1/3/26)+
1 at Dartmouth (12/13/25)+
1 at Penn State (11/25/25)+

Minutes Played
Season 32:30 vs. Maryland (11/26/26)
Career 48 at Bucknell (1/31/26)+

+ - at Boston University

HONORS

2025-26
Third Team All-Patriot League
Patriot League All-Rookie Team
Patriot League All-Tournament Team
Patriot League Rookie of the Week (Jan. 5)
Patriot League Academic Honor Roll



2 • CHANCE GLADDEN

(GLAD-in)

GUARD • 6-4 • 192 • SOPHOMORE - TRANSFER
RALEIGH, N.C. (RAVENCROFT HIGH/BOSTON UNIVERSITY)

SDSU Record: 6-1 (.857)
Conference Record: 0-0 (.000)

Quick Hits
- A transfer with three years of eligibility
- First BU player since 2013 to earn both all-conference and all-rookie team honors in the same year.
- Among guards, his 150 assists were No. 11 for true freshman and No. 88 nationally.
- His 150 assists in 2025-26 would have matched the SDSU Division I freshman record of Raymond King from 1995-96.
- Only player in the nation to combine to shoot .476 from the field (min. 332 att.), .347 from distance (min. 98 att.) and .867 from the line (min. 143 att.) in 2025-26.
- His .867 free throw percentage ranked No. 1 among the nation's freshmen (min. 143 attempts).
- Helped guide the Terriers to their first Patriot League title game in six seasons.

Trending
- Averages 12.2 points while shooting 52.8 percent (19-of-36) from the field and 90.5 percent (19-of-21) from the line with 2.4 rebounds and 4.2 assists per game across five career games at a neutral site.

As a Sophomore (2026-27 Season)
- Led the team by dishing out eight assists in his SDSU debut against Cal State Fullerton (11/3).
- Became the third Aztec since at least 1996-97 to score at least 20 points on six attempts or fewer from the field, and the only Aztec during that stretch to achieve those numbers without attempting a three-pointer, vs. Colorado (11/7).
- Distributed seven assists against New Mexico State (11/15).
- Tied a career high with three three-pointers and scored a dozen points vs. Texas Southern (11/18).
- Led the team with seven assists against Iowa State (11/24).
- Scored a dozen points and recorded one rebound, assist, steal and block each vs. Maryland (11/26).

As a Freshman at Boston University (2025-26 Season)
- Made his college debut at Northeastern (11/3) with 8 pts, 3 rebs & 5 assists.
- Helped guide the Terriers to their first Patriot League title game since 2020.
- Led team in assists (4.5/g) and was third in points (14.4/g).
- Posted two double doubles: 10 pts/12 asst vs. Lehigh (1/14) & 14 pts/11asst at Army (2/11).
- Points/assists double double vs. Lehigh was the team's first since the 2016-17 season.
- 12 assists vs. Lehigh were the most in a game for a Terrier since the 2013-14 season.
- Career high 34 pts at Bucknell (1/31) were the most for a BU player since the 2019-20 campaign.
- Shot at least 40.0 percent from the field 20 times (BU was 11-9).
- In the 14 games that he totaled at least five assists, Boston was 11-3.
- Knocked down multiple threes in 11 games (BU was 8-3).
- Played at least 15 minutes in 32 of 33 games.

High School
- A 2025 graduate of Ravenscroft High in Raleigh, N.C.
- Two-time North Carolina Independent Schools Athletic Association (NCISAA) all-state selection.
- Two-time Triangle Independent Schools Athletic Conference (TISAC) Player of the Year and first-team honoree, as well as twice being named team Most Valuable Player.
- Two-time Most Outstanding Player of the John Wall Holiday Invitational.
- Averaged 29 ppg as a senior and 26 as a junior.
- Set the program's single-game (57) and season (759) point totals as a junior.

2026-27 GAME-BY-GAME STATISTICS

Opponent	GS	MP	FG	3FG	FT	O-D-R	PF	TP	A	TO	S	B
CAL STATE FULLERTON	*	31	1-5	0-2	2-2	1-1-2	1	4	8	4	1	1
vs. Colorado	*	32	5-6	0-0	10-11	0-4-4	3	20	3	1	3	0
BETHUNE-COOKMAN	*	28	1-5	0-2	5-7	0-3-3	1	9	3	2	1	0
vs. New Mexico State	*	25	2-6	0-1	0-0	0-2-2	3	4	7	0	1	0
TEXAS SOUTHERN	*	16	4-5	3-4	1-2	0-0-0	0	12	1	0	1	0
vs. Iowa State	*	29	1-4	1-4	2-2	0-3-3	2	5	7	2	1	0
vs. Maryland	*	33	3-8	1-5	5-6	0-1-1	1	12	1	2	1	1
vs. Texas Tech												
UNLV												
MONTANA STATE												
vs. Brigham Young												
LIU												
at UCLA												
LIFE PACIFIC												
at Oregon State												
FRESNO STATE												
COLORADO STATE												
at Washington State												
TEXAS STATE												
at Boise State												
at Colorado State												
UTAH STATE												
GONZAGA												
at Texas State												
at Utah State												
WASHINGTON STATE												
OREGON STATE												
at Gonzaga												
at Fresno State												
BOISE STATE												

MISCELLANEOUS STATS/TEAM RECORD

Category	2026-27 Season Games	W/L	Career Games	W/L
Double-Figure Scoring	3	3-0	27	15-12
20-Point Games	1	1-0	9	5-4
Double-Figure Assists	0	0-0	2	1-1
Double Doubles	0	0-0	2	1-1
Led TEAM in Scoring	1	1-0	11	4-7
Led TEAM in Rebounding	0	0-0	0	0-0
Led TEAM in Assists	4	3-1	28	15-13
Multiple Three-Pointers	1	1-0	12	9-3
One Turnover or Less	3	3-0	15	10-5

Consecutive Games	Current	Long
Consecutive Games Played	30	30*
Without Fouling Out	23	23*
Scoring A Point	30	30*
At Least One Three-Pointer	3	7
One Turnover or Less	-	2

** - Denotes an active streak*

GLADDEN'S CAREER STATISTICS

+ - at Boston University

Year	G-GS	Min.-Avg.	FG-FGA	Pct.	3P-3PA	Pct.	FT-FTA	Pct.	OR	DR	Reb	Avg.	PF-D	AT	TO	BS	ST	Pts	Avg.
25-26+	33-31	1,102-33.4	158-332	.476	34-98	.347	124-143	.867	21	86	107	3.2	72-3	150	88	8	22	474	14.4
26-27	7-7	193-27.6	18-39	.462	5-18	.278	25-30	.833	1	14	15	2.1	11-0	30	11	2	9	66	9.4
TOTAL	**40-38**	**1,296-32.4**	**176-371**	**.474**	**39-116**	**.336**	**149-173**	**.861**	**22**	**100**	**122**	**3.1**	**83-3**	**180**	**99**	**10**	**31**	**540**	**13.5**

SEASON/CAREER HIGHS

Points

Season	18 vs. Bethune-Cookman (11/11/26)
Career	20 vs. Boise State (1/3/26)

Rebounds

Season	5 vs. Maryland (11/26/26)
	5 vs. Cal State Fullerton (11/3/26)
Career	5 vs. Maryland (11/26/26)
	5 vs. Cal State Fullerton (11/3/26)

Assists

Season	8 vs. Bethune-Cookman (11/11/26)
Career	8 vs. Bethune-Cookman (11/11/26)

Field Goals

Season	7 vs. Bethune-Cookman (11/11/26)
Career	7 vs. Bethune-Cookman (11/11/26)
	7 at Grand Canyon (1/21/26)
	7 vs. Boise State (1/3/26)

Field Goals Attempted

Season	12 vs. Iowa State (11/24/26)
Career	12 vs. Iowa State (11/24/26)
	12 at Grand Canyon (1/21/26)
	12 vs. New Mexico (1/17/26)

Three-Point Field Goals

Season	2 vs. Maryland (11/26/26)
	2 vs. Bethune-Cookman (11/11/26)
Career	3 vs. Baylor (11/26/25)

Three-Point FG Attempted

Season	3 vs. Maryland (11/26/26)
Career	4 at New Mexico (2/28/26)
	4 at Boise State (3/3/26)

Free Throws

Season	6 vs. Cal State Fullerton (11/3/26)
Career	6 vs. Cal State Fullerton (11/3/26)

Free Throws Attempted

Season	6 vs. Cal State Fullerton (11/3/26)
Career	6 vs. Cal State Fullerton (11/3/26)
	6 vs. Fresno State (1/10/26)
	6 vs. Boise State (1/3/26)

Steals

Season	1 vs. New Mexico State (11/15/26)
	1 vs. Colorado (11/7/26)
	1 vs. Cal State Fullerton (11/3/26)
Career	3 at Grand Canyon (1/21/26)

Blocked Shots

Season	2 vs. Colorado (11/7/26)
Career	2 vs. Colorado (11/7/26)

Minutes Played

Season	33:17 vs. Bethune-Cookman (11/11/26)
Career	33:17 vs. Bethune-Cookman (11/11/26)

HONORS

2025-26

Mountain West Preseason Freshman of the Year



3 • ELZIE HARRINGTON

(EL-zee)

GUARD • 6-5 • 197 • SOPHOMORE - 1 LETTER
LONG BEACH, CALIF. (ST. JOHN BOSCO HIGH)

SDSU Record: 21-9 (.700)
Conference Record: 9-4 (.692)

Quick Hits

- Is the third true freshman, since at least 2017-18, to start a minimum of 17 games for San Diego State.
- Second true freshman guard to start at least 17 games since Jeremy Hemsley started 25 in 2015-16.
- In 2025-26, he became the fourth Aztec overall and second in as many years to be named the MW Preseason Freshman of the Year.
- A four-star prospect who was the No. 73 ranked recruit in the ESPN 100.

Trending

- Averages 10.5 points per game while shooting 52.9 percent (9-of-17) from beyond the arc and 92.9 percent (13-of-14) from the line and 1.8 rebounds and 2.4 assists per game across eight career games at a neutral site.
- Has scored in double figures in all five career Players Era games.

As a Sophomore (2026-27 Season)

- Scored 15 points and pulled down five rebounds against Cal State Fullerton (11/3).
- Poured in 18 points while matching a career high with seven field goals and dished out a career-high eight asssists including seven in the second half without turning the ball over vs. Bethune-Cookman (11/11).
- Scored 13 second-half points against Iowa State (11/24).
- Led the team with three assists and scored a dozen points against Maryland (11/26).

As a Freshman (2025-26 Season)

- Against Long Beach State (11/4), led the team with 13 points and four assists in his collegiate debut, becoming the first Aztec freshman since 2015 to score in double figures in the season opener.
- Scored a then career-high 15 points on 6-of-9 shooting to lead SDSU against Michigan (11/24).
- Scored 12 points while dishing out a team-leading and career-high four assists vs. Oregon (11/25).
- Made his first career start, scoring a dozen points again while going 3-of-3 from deep against Baylor (11/26).
- Scored a career-high 20 points on 7-of-11 shooting against Boise State (1/3).
- Led the team with 16 points along with a career-high three steals at Grand Canyon (1/26).

High School

- A 2025 graduate of St. John Bosco High School in Bellflower, Calif.
- For his 114-game career, he scored at a 14.9-point per game clip with 5.3 assists, 4.3 rebounds and 2.2 steals.
- He shot 49.8 percent (640-of-1,286) from the floor, 34.3 percent (124-of-362) from distance and 78.1 percent (292-of-374) from the line in four varsity seasons.
- In his four years, the Braves posted a 103-33 record, including a 31-8 mark in Trinity League play
- Averaged 16.3 points, 5.2 assists, 3.4 rebounds and 1.9 steals as a senior in Trinity League action, one of the toughest basketball leagues in the state.
- In his final high school season, led team to a No. 8 ranking in the state, a third-place finish in the CIF Southern Section and a berth in the Open Division state tournament.
- Following his senior season, was honored with inclusion on Maxpreps' California All-State Teams, as well as the CIF Southern Section All-Open Division Team, Trinity League co-MVP and Long Beach Press Telegram Player of the Year.
- Chose San Diego State over offers from Southern California, UCLA, Arizona State and Harvard.

2026-27 GAME-BY-GAME STATISTICS

Opponent	GS	MP	FG	3FG	FT	O-D-R	PF	TP	A	TO	S	B
CAL STATE FULLERTON	*	23	4-9	1-2	6-6	2-3-5	3	15	4	3	1	0
vs. Colorado	*	33	3-7	0-1	2-2	0-3-3	1	8	2	5	1	2
BETHUNE-COOKMAN	*	33	7-11	2-2	2-3	0-2-2	1	18	8	0	0	0
vs. New Mexico State	*	31	2-4	0-2	4-4	0-1-1	1	8	4	1	1	1
TEXAS SOUTHERN	*	20	2-6	0-1	0-0	0-1-1	2	4	6	0	0	0
vs. Iowa State	*	30	5-12	1-4	2-2	1-0-1	2	13	2	3	0	1
vs. Maryland	*	29	4-10	2-3	2-2	1-4-5	2	12	3	3	0	1
vs. Texas Tech												
UNLV												
MONTANA STATE												
vs. Brigham Young												
LIU												
at UCLA												
LIFE PACIFIC												
at Oregon State												
FRESNO STATE												
COLORADO STATE												
at Washington State												
TEXAS STATE												
at Boise State												
at Colorado State												
UTAH STATE												
GONZAGA												
at Texas State												
at Utah State												
WASHINGTON STATE												
OREGON STATE												
at Gonzaga												
at Fresno State												
BOISE STATE												

MISCELLANEOUS STATS/TEAM RECORD

Category	2026-27 Season Games	W/L	Career Games	W/L
Double-Figure Scoring	4	3-1	11	6-5
20-Point Games	0	0-0	1	1-0
Double-Figure Rebounds	0	0-0	0	0-0
Double Doubles	0	0-0	0	0-0
Led TEAM in Scoring	0	0-0	3	1-2
Led TEAM in Rebounding	0	0-0	1	0-1
Led TEAM in Assists	3	3-0	7	7-0
Multiple Three-Pointers	2	2-0	6	5-1
One Turnover or Less	3	3-0	15	10-5

Consecutive Games	Current	Long
Consecutive Games Played	7	19
Without Fouling Out	30	30*
Scoring A Point	10	19
At Least One Three-Pointer	2	3
One Turnover or Less	-	3

** - Denotes an active streak*

HARRINGTON'S CAREER STATISTICS

Year	G-GS	Min.-Avg.	FG-FGA	Pct.	3P-3PA	Pct.	FT-FTA	Pct.	OR	DR	Reb	Avg.	PF-D	AT	TO	BS	ST	Pts	Avg.
25-26	23-17	487-21.2	70-146	.479	17-39	.436	26-32	.813	8	29	37	1.6	31-0	52	39	2	16	183	8.0
26-27	7-7	200-28.6	27-59	.458	6-15	.400	18-19	.947	4	14	18	2.6	12-0	29	15	5	3	78	11.1
TOTAL	**30-24**	**687-22.9**	**97-205**	**.473**	**23-54**	**.426**	**44-51**	**.863**	**12**	**43**	**55**	**1.8**	**43-0**	**81**	**54**	**7**	**19**	**261**	**8.7**

SEASON/CAREER HIGHS

Points
Season 5 vs. Texas Southern (11/18/26)
Career 5 vs. Texas Southern (11/18/26)

Rebounds
Season 2 vs. New Mexico State (11/15/26)
Career 2 vs. New Mexico State (11/15/26)

Assists
Season 1 vs. Texas Southern (11/18/26)
Career 1 vs. Texas Southern (11/18/26)

Field Goals
Season 1 vs. Texas Southern (11/18/26)
Career 1 vs. Texas Southern (11/18/26)

Field Goals Attempted
Season 4 vs. New Mexico State (11/15/26)
Career 4 vs. New Mexico State (11/15/26)

Three-Point Field Goals
Season 1 vs. Texas Southern (11/18/26)
Career 1 vs. Texas Southern (11/18/26)

Three-Point FG Attempted
Season 3 vs. New Mexico State (11/15/26)
Career 3 vs. New Mexico State (11/15/26)

Free Throws
Season 2 vs. Texas Southern (11/18/26)
Career 2 vs. Texas Southern (11/18/26)

Free Throws Attempted
Season 2 vs. Texas Southern (11/18/26)
Career 2 vs. Texas Southern (11/18/26)

Steals
Season 1 vs. Texas Southern (11/18/26)
Career 1 vs. Texas Southern (11/18/26)

Blocked Shots
Season 1 vs. Texas Southern (11/18/26)
Career 1 vs. Texas Southern (11/18/26)

Minutes Played
Season 18:25 vs. Texas Southern (11/18/26)
Career 18:25 vs. Texas Southern (11/18/26)



4 • ZACH WHITE

(zak)

GUARD • 6-5 • 208 • FRESHMAN - HIGH SCHOOL
SHERMAN OAKS, CALIF. (NOTRE DAME HIGH)

SDSU Record: 3-1 (.750)
Conference Record: 0-0 (.000)

Quick Hits
- Lone American scholarship freshman on the team.
- Was a high school teammate of Tyran Stokes.

As a Freshman (2026-27 Season)
- Pulled down two rebounds in 13:39 in his collegiate debut against New Mexico State (11/15).
- Had his first career three-pointer, free throws, assist, steal and block vs. Texas Southern (11/18).

High School
- A 2026 graduate of Notre Dame High in Sherman Oaks, Calif.
- A three-star prospect by Rivals (ranked No. 31 in the state & No. 64 small forward in the nation), 247Sports (ranked No. 20 in the state & No. 57 small forward in the nation) and ESPN
- Completed his high school career with over 1,400 points and 640 rebounds.
- For his 135-game career, he scored at a 10.7-point per game clip with 4.7 rebounds, 1.7 assists, and 1.1 steals according to Maxpreps.
- He shot 53.5 percent from the floor, 31.3 percent from distance and 76.5 percent from the line in four varsity seasons.
- In his four years, the Knights posted a 108-30 record, including a 22-6 mark in Mission League play.
- Averaged 14.1 points, 6.6 rebounds, 2.1 assists and 1.3 steals as a senior.
- In his final high school season, led team to a No. 5 ranking in the state and No. 47 in the nation, a quarterfinal finish in the CIF Southern Section Open Division tournament.
- Following his senior season, was honored as a Southern Section Open Division second-team All-CIF performer, Los Angeles Daily News All-Area and first-team All-Mission League honors.

2026-27 GAME-BY-GAME STATISTICS

Opponent	GS	MP	FG	3FG	FT	O-D-R	PF	TP	A	TO	S	B
CAL STATE FULLERTON		INJ										
vs. Colorado		INJ										
BETHUNE-COOKMAN		DNP										
vs. New Mexico State		14	0-4	0-3	0-0	1-1-2	2	0	0	0	0	0
TEXAS SOUTHERN		18	1-3	1-1	2-2	0-1-1	2	5	1	0	1	1
vs. Iowa State		3	0-0	0-0	0-1	1-0-1	0	0	0	1	0	0
vs. Maryland		13	0-1	0-1	0-0	0-0-0	0	0	0	0	0	0
vs. TBD												
UNLV												
MONTANA STATE												
vs. Brigham Young												
LIU												
at UCLA												
LIFE PACIFIC												
at Oregon State												
FRESNO STATE												
COLORADO STATE												
at Washington State												
TEXAS STATE												
at Boise State												
at Colorado State												
UTAH STATE												
GONZAGA												
at Texas State												
at Utah State												
WASHINGTON STATE												
OREGON STATE												
at Gonzaga												
at Fresno State												
BOISE STATE												

MISCELLANEOUS STATS/TEAM RECORD

Category	2026-27 Season Games	W/L	Career Games	W/L
Double-Figure Scoring	0	0-0	0	0-0
20-Point Games	0	0-0	0	0-0
Led SDSU in Scoring	0	0-0	0	0-0
Led SDSU in Rebounding	0	0-0	0	0-0
Led SDSU in Assists	0	0-0	0	0-0
Multiple Three-Pointers	0	0-0	0	0-0
One Turnover or Less	4	3-1	4	3-1

Consecutive Games	Current	Long
Consecutive Games Played	4	4*
Without Fouling Out	4	4*
Scoring A Point	-	1
At Least One Three-Pointer	-	1
One Turnover or Less	4	4*

** - Denotes an active streak*

WHITE'S CAREER STATISTICS

Year	G-GS	Min.-Avg.	FG-FGA	Pct.	3P-3PA	Pct.	FT-FTA	Pct.	OR	DR	Reb	Avg.	PF-D	AT	TO	BS	ST	Pts	Avg.
26-27	4-0	51-12.8	1-8	.125	1-5	.200	2-3	.667	2	2	4	1.0	4-0	1	1	1	1	5	1.3

SEASON/CAREER HIGHS

Points
Season 26 vs. Bethune-Cookman (11/11/26)
Career 30 at Fresno State (2/4/25)+

Rebounds
Season 6 vs. Maryland (11/26/26)
6 vs. Iowa State (11/24/26)
Career 9 vs. UTEP (11/25/24)+

Assists
Season 3 vs. Texas Southern (11/18/26)
3 vs. New Mexico State (11/15/26)
3 vs. Bethune-Cookman (11/11/26)
3 vs. Cal State Fullerton (11/3/26)
Career 8 vs. Lincoln (12/9/24)+

Field Goals
Season 11 vs. Bethune-Cookman (11/11/26)
Career 11 vs. Bethune-Cookman (11/11/26)
11 at Fresno State (2/4/25)+

Field Goals Attempted
Season 16 vs. Iowa State (11/24/26)
Career 18 at Fresno State (2/4/25)+

Three-Point Field Goals
Season 5 vs. Texas Southern (11/18/26)
5 vs. Cal State Fullerton (11/3/26)
Career 6 at Fresno State (2/4/25)+

Three-Point FG Attempted
Season 11 vs. Iowa State (11/24/26)
Career 11 vs. Iowa State (11/24/26)
11 vs. San Diego State (2/11/25)+
11 at Fresno State (2/4/25)+

Free Throws
Season 7 vs. Maryland (11/26/26)
Career 7 vs. Maryland (11/26/26)
7 vs. Utah State (1/7/25)+

Free Throws Attempted
Season 8 vs. Maryland (11/26/26)
Career 10 vs. Cal Poly (12/14/24)+

Steals
Season 2 vs. Iowa State (11/24/26)
Career 4 at Fresno State (2/4/25)+

Blocked Shots
Season
Career 1 at Wyoming (1/2/24)+

Minutes Played
Season 35:51 vs. Iowa State (11/24/26)
Career 48:12 at Fresno State (2/4/25)+



5 • LATRELL DAVIS

(luh-TRELL)

GUARD • 6-3 • 215 • JUNIOR - TRANSFER
LEEDS, ENGLAND (FIRST BAPTIST ACADEMY/SAN JOSE STATE)

SDSU Record: 6-1 (.857)
Conference Record: 9-28 (.243)

Quick Hits
- A four-star transfer recruit according to Rivals, On3, and 247Sports.
- Redshirted the 2025-26 season & has two year of eligibility.
- Is the first native of England to compete for San Diego State men's basketball since at least the start of the Fisher/Dutcher era (1999-00).

Trending
- Averages 21.4 points per game while shooting 61.3 percent (38-of-62) from the field and 53.1 percent (17-of-32) from beyond the arc across five career games at Viejas Arena.
- Averages 16.3 points, 4.5 rebounds and 1.5 assists per game across four games with SDSU at a neutral site.

As a Junior (2026-27 Season)
- Led San Diego State with 25 points including five three-pointers against Cal State Fullerton (11/3).
- Poured in 18 points while shooting 4-of-6 from deep against Colorado (11/7).
- Led the team with 27 points while matching a career high with 11 field goals on 15 shots vs. Bethune-Cookman (11/11).
- Scored 11 points and lead the team with five rebounds against New Mexico State (11/15).
- Tallied 20 points while making five three-pointers on nine shots vs. Texas Southern (11/18).
- Led the team with 20 points including 15 in the first half against Iowa State (11/24).
- Scored a team-leading 16 points while matching a career high with seven free throws vs. Maryland (11/26).

As a Junior (2025-26 Season)
- Utilized his redshirt season.

As a Sophomore at San Jose State (2024-25 Season)
- Was the only Spartan to appear in all 35 games, earning 9 starting assignments.
- His 10.3 points per game off the bench led the Mountain West and ranked No. 24 in the nation on a minimum of 26 games played as a reserve.
- At Fresno State (2/4), became the 11th Spartan to score at least 30 points in a game in SJSU's Mountain West era (since 2013-14).
- Recorded 18 games with double digit points.
- Reached at least 40.0 percent shooting from the field in 19 contests.
- One of three players in the Mountain West to shoot at least 38.0 percent from beyond the arc.
- In 13 games he grabbed at least four rebounds w/ a career-high 9 vs. UTEP (11/25).
- Established career highs in nearly every statistical category.

As A Freshman at San Jose State (2023-24 Season)
- Appeared in his first college game against UC Irvine playing 14 minutes and pulling down three rebounds (11/7).
- Earned his first starting assignment vs. Montana (12/17) where he finished with 12 points, 6 rebounds and a pair of assists.
- Reached double figure scoring in eight games.
- Scored a season-high 20 points against Wyoming (2/17), making 7-of-8 field goals and grabbing a pair of boards.
- Top rebounding effort was seven vs. Santa Clara (12/20).
- Shot over 40.0 percent in 18 of the 26 games in which he attempted at least one field goal.

High School
- A 2023 graduate of First Baptist Academy in Naples, Florida.
- As a senior, averaged 23.7 points, 7.9 rebounds and 3.3 assists in leading the team to a regional championship and garnered first-team all-area honors.
- As a junior, was the Florida Athletic Coaches Association (FACA) Class 2A Region 18 Player of the Year, a Class 2A first-team All-State and all-area honoree and inclusion on the Class 2A State Final Four All-Tournament Team.
- Also competed in track and field, in the 100m, the 200m, the high jump, the long jump and the triple jump.

2026-27 GAME-BY-GAME STATISTICS

Opponent	GS	MP	FG	3FG	FT	O-D-R	PF	TP	A	TO	S	B
CAL STATE FULLERTON	*	29	8-13	5-8	4-6	1-3-4	1	25	3	1	0	0
vs. Colorado	*	34	6-12	4-6	2-4	0-1-1	1	18	1	2	1	0
BETHUNE-COOKMAN	*	30	11-15	2-5	2-2	0-3-3	2	26	3	2	1	0
vs. New Mexico State	*	20	3-7	0-3	5-7	2-3-5	4	11	3	1	0	0
TEXAS SOUTHERN	*	19	6-12	5-9	3-4	0-2-2	0	20	3	1	0	0
vs. Iowa State	*	36	6-16	3-11	5-5	1-5-6	1	20	1	4	2	0
vs. Maryland	*	28	4-11	1-4	7-8	1-5-6	1	16	1	3	1	0
vs. Texas Tech												
UNLV												
MONTANA STATE												
vs. Brigham Young												
LIU												
at UCLA												
LIFE PACIFIC												
at Oregon State												
FRESNO STATE												
COLORADO STATE												
at Washington State												
TEXAS STATE												
at Boise State												
at Colorado State												
UTAH STATE												
GONZAGA												
at Texas State												
at Utah State												
WASHINGTON STATE												
OREGON STATE												
at Gonzaga												
at Fresno State												
BOISE STATE												

MISCELLANEOUS STATS/TEAM RECORD

Category	2026-27 Season Games	W/L	Career Games	W/L
Double-Figure Scoring	7	6-1	33	18-15
20-Point Games	4	3-1	12	7-5
Led TEAM in Scoring	5	4-1	13	6-7
Led TEAM in Rebounding	1	1-0	7	3-4
Led TEAM in Assists	0	0-0	6	3-3
Multiple 3-Pointers	4	3-1	16	7-9
One Turnover or Less	3	3-0	56	19-37

Consecutive Games	Current	Long
Consecutive Games Played	51	51*
Without Fouling Out	73	73*
Scoring A Point	24	24*
At Least One Three-Pointer	3	9
One Turnover or Less	-	25

** - Denotes an active streak*

DAVIS' CAREER STATISTICS

+ - at San Jose State

Year	G-GS	Min.-Avg.	FG-FGA	Pct.	3P-3PA	Pct.	FT-FTA	Pct.	OR	DR	Reb	Avg.	PF-D	AT	TO	BS	ST	Pts	Avg.
2023-24+	31-3	430-13.9	63-123	.512	11-37	.297	39-60	.650	15	48	63	2.0	38-0	19	20	1	8	176	5.7
2024-25+	35-9	886-25.3	124-274	.453	51-133	.383	89-130	.685	22	86	108	3.1	54-0	58	43	0	21	388	11.1
26-27	7-7	196-28.0	44-86	.512	20-46	.435	28-36	.778	5	22	27	3.9	10-0	15	14	0	5	136	19.4
TOTAL	**73-19**	**1,512-20.7**	**231-483**	**.478**	**82-216**	**.380**	**156-226**	**.690**	**42**	**156**	**198**	**2.7**	**102-0**	**92**	**77**	**1**	**34**	**700**	**9.6**

SEASON/CAREER HIGHS

Points
Season
Career

Rebounds
Season
Career

Assists
Season
Career

Field Goals
Season
Career

Field Goals Attempted
Season
Career

Three-Point Field Goals
Season
Career

Three-Point FG Attempted
Season
Career

Free Throws
Season
Career

Free Throws Attempted
Season
Career

Steals
Season
Career

Blocked Shots
Season
Career

Minutes Played
Season
Career



6 • SAMSON MASHEBINU

(MASH-ee-been-you)

FORWARD • 6-8 • 220 • FRESHMAN - HIGH SCHOOL
LAGOS, NIGERIA (NBA ACADEMY)

SDSU Record: 0-0 (.000)
Conference Record: 0-0 (.000)

Quick Hits

- 1-of-2 scholarship players who are natives of the African continent & one of three players of African decent on the team.

As a Freshman (2026-27 Season)

-

High School

- A 2026 graduate of the NBA Academy Africa in Saly, Senegal.

2026-27 GAME-BY-GAME STATISTICS

Opponent	GS	MP	FG	3FG	FT	O-D-R	PF	TP	A	TO	S	B
CAL STATE FULLERTON		DNP										
vs. Colorado		DNP										
BETHUNE-COOKMAN		DNP										
vs. New Mexico State		DNP										
TEXAS SOUTHERN		INJ										
vs. Iowa State		DNP										
vs. Maryland		DNP										
vs. Texas Tech												
UNLV												
MONTANA STATE												
vs. Brigham Young												
LIU												
at UCLA												
LIFE PACIFIC												
at Oregon State												
FRESNO STATE												
COLORADO STATE												
at Washington State												
TEXAS STATE												
at Boise State												
at Colorado State												
UTAH STATE												
GONZAGA												
at Texas State												
at Utah State												
WASHINGTON STATE												
OREGON STATE												
at Gonzaga												
at Fresno State												
BOISE STATE												

MISCELLANEOUS STATS/TEAM RECORD

Category	2026-27 Season Games	W/L	Career Games	W/L
Double-Figure Scoring	0	0-0	0	0-0
20-Point Games	0	0-0	0	0-0
Led SDSU in Scoring	0	0-0	0	0-0
Led SDSU in Rebounding	0	0-0	0	0-0
Led SDSU in Assists	0	0-0	0	0-0
Multiple Three-Pointers	0	0-0	0	0-0
One Turnover or Less	0	0-0	0	0-0

Consecutive Games	Current	Long
Consecutive Games Played	-	-
Without Fouling Out	-	-
Scoring A Point	-	-
At Least One Three-Pointer	-	-
One Turnover or Less	-	-

** - Denotes an active streak*

MASHEBINU'S CAREER STATISTICS

Year	G-GS	Min.-Avg.	FG-FGA	Pct.	3P-3PA	Pct.	FT-FTA	Pct.	OR	DR	Reb	Avg.	PF-D	AT	TO	BS	ST	Pts	Avg.
26-27																			

SEASON/CAREER HIGHS

Points
Season 10 vs. Texas Southern (11/18/26)
Career 10 vs. Texas Southern (11/18/26)

Rebounds
Season 4 vs. Texas Southern (11/18/26)
4 vs. Colorado (11/7/26)
Career 4 vs. Texas Southern (11/18/26)
4 vs. Colorado (11/7/26)

Assists
Season 2 vs. Texas Southern (11/18/26)
Career 2 vs. Texas Southern (11/18/26)

Field Goals
Season 3 vs. Texas Southern (11/18/26)
Career 3 vs. Texas Southern (11/18/26)

Field Goals Attempted
Season 6 vs. New Mexico State (11/15/26)
Career 6 vs. New Mexico State (11/15/26)

Three-Point Field Goals
Season 3 vs. Texas Southern (11/18/26)
Career 3 vs. Texas Southern (11/18/26)

Three-Point FG Attempted
Season 5 vs. New Mexico State (11/15/26)
Career 5 vs. New Mexico State (11/15/26)

Free Throws
Season 4 vs. Iowa State (11/24/26)
Career 4 vs. Iowa State (11/24/26)

Free Throws Attempted
Season 5 vs. Iowa State (11/24/26)
Career 5 vs. Iowa State (11/24/26)

Steals
Season 1 vs. New Mexico State (11/15/26)
1 vs. Cal State Fullerton (11/3/26)
Career 1 vs. New Mexico State (11/15/26)
1 vs. Cal State Fullerton (11/3/26)

Blocked Shots
Season
Career

Minutes Played
Season 21:34 vs. Iowa State (11/24/26)
Career 21:34 vs. Iowa State (11/24/26)



7 • LUKA SKORIC

(SCORE-itch)

FORWARD • 6-9 • 215 • FRESHMAN - INTERNATIONAL
ZAGREB, CROATIA (KK CIBONA)

SDSU Record: 6-1 (.857)
Conference Record: 0-0 (.000)

Quick Hits
- Last name is pronounced SCORE-itch
- Is the first native of Croatia to be a member of the program.

Trending
- Averages 3.0 points and 2.3 rebounds per game across four career games at a neutral site.

As a Freshman (2026-27 Season)
- Made his SDSU debut, scoring six points with three boards against Cal State Fullerton (11/3).
- Scored in double figures for the first time with ten points including three three-pointers vs. Texas Southern (11/15).

Prior to San Diego State
- Competed for KK Cibona in 2024-25 & 2025-26 and GKK Sibenk in 2022-23 & 2023-24, both members of Croatia's A-1 Liga.
- In 104 games with KK Cibona, he scored at a 5.8 point per game clip.
- He was successful on 47.6 percent (231-of-485) of his shots from the field, including 31.4 percent shooting (60-of-191) from beyond the arc, and 78.0 percent shooting (85-of-109) from the line.
- Added 284 rebounds (2.7/game), 100 assists (1.0/game), and 54 steals (0.5/game).

- Played 65 games for GKK Sibenk averaging 5.4 points per game on 47.7 percent shooting (266-of-558) from the floor, including 36.7 percent shooting (80-of-218) from the bonus distance, and 78.9 percent shooting (60-of-76) from the line.
- Added 277 rebounds (4.3/game), 96 assists (1.5/game), and 57 steals (0.9/game).

- In international competitions from 2021 to 2023, he represented Croatia 12 times.

2026-27 GAME-BY-GAME STATISTICS

Opponent	GS	MP	FG	3FG	FT	O-D-R	PF	TP	A	TO	S	B
CAL STATE FULLERTON		18	2-5	0-2	2-2	1-2-3	2	6	0	0	1	0
vs. Colorado		16	1-3	1-2	2-4	0-4-4	5	5	0	2	0	0
BETHUNE-COOKMAN		12	0-1	0-1	0-0	1-0-1	2	0	0	1	0	0
vs. New Mexico State		15	1-6	1-5	0-2	1-1-2	2	3	0	0	1	0
TEXAS SOUTHERN		19	3-5	3-4	1-2	2-2-4	3	10	2	1	0	0
vs. Iowa State		22	0-4	0-2	4-5	2-0-2	1	4	0	1	0	0
vs. Maryland		10	0-1	0-0	0-0	0-1-1	4	0	0	0	0	0
vs. Texas Tech												
UNLV												
MONTANA STATE												
vs. Brigham Young												
LIU												
at UCLA												
LIFE PACIFIC												
at Oregon State												
FRESNO STATE												
COLORADO STATE												
at Washington State												
TEXAS STATE												
at Boise State												
at Colorado State												
UTAH STATE												
GONZAGA												
at Texas State												
at Utah State												
WASHINGTON STATE												
OREGON STATE												
at Gonzaga												
at Fresno State												
BOISE STATE												

MISCELLANEOUS STATS/TEAM RECORD

Category	2026-27 Season Games	W/L	Career Games	W/L
Double-Figure Scoring	1	1-0	1	1-0
20-Point Games	0	0-0	0	0-0
Double-Figure Assists	0	0-0	0	0-0
Double Doubles	0	0-0	0	0-0
Led SDSU in Scoring	0	0-0	0	0-0
Led SDSU in Rebounding	0	0-0	0	0-0
Led SDSU in Assists	0	0-0	0	0-0
Multiple Three-Pointers	1	1-0	1	1-0
One Turnover or Less	6	5-1	6	5-1

Consecutive Games	Current	Long
Consecutive Games Played	7	7*
Without Fouling Out	5	5*
Scoring A Point	-	3
At Least One Three-Pointer	-	2
One Turnover or Less	5	5*

SKORIĆ'S CAREER STATISTICS

Year	G-GS	Min.-Avg.	FG-FGA	Pct.	3P-3PA	Pct.	FT-FTA	Pct.	OR	DR	Reb	Avg.	PF-D	AT	TO	BS	ST	Pts	Avg.
26-27	7-0	112-16.0	7-25	.280	5-16	.313	9-15	.600	7	10	17	2.4	19-1	2	5	0	2	28	4.0

SEASON/CAREER HIGHS

Points
Season 15 vs. Maryland (11/26/26)
Career 15 vs. Maryland (11/26/26)
15 vs. Whittier (12/22/25)
15 vs. Utah Valley (12/3/25)

Rebounds
Season 11 vs. Cal State Fullerton (11/3/26)
Career 11 vs. Cal State Fullerton (11/3/26)

Assists
Season 3 vs. Texas Southern (11/18/26)
Career 3 vs. Texas Southern (11/18/26)

Field Goals
Season 6 vs. Cal State Fullerton (11/3/26)
Career 6 vs. Cal State Fullerton (11/3/26)
6 vs. Whittier (12/22/25)

Field Goals Attempted
Season 11 vs. Cal State Fullerton (11/3/26)
Career 11 vs. Cal State Fullerton (11/3/26)

Three-Point Field Goals
Season 1 vs. Colorado (11/7/26)
Career 1 vs. Colorado (11/7/26)
1 vs. Utah Valley (12/3/25)
1 vs. Long Beach State (11/4/25)

Three-Point FG Attempted
Season 2 vs. Colorado (11/7/26)
Career 2 vs. Colorado (11/7/26)

Free Throws
Season 7 vs. Maryland (11/26/26)
Career 7 vs. Maryland (11/26/26)

Free Throws Attempted
Season 7 vs. Maryland (11/26/26)
Career 12 vs. Colorado State (3/12/26)

Steals
Season 4 vs. Iowa State (11/24/26)
Career 4 vs. Iowa State (11/24/26)

Blocked Shots
Season 2 vs. Texas Southern (11/18/26)
Career 2 vs. Texas Southern (11/18/26)
2 vs. Idaho State (11/9/25)

Minutes Played
Season 28:02 vs. Bethune-Cookman (11/11/26)
Career 28:02 vs. Bethune-Cookman (11/11/26)



8 • TAE SIMMONS

(tay)

FORWARD • 6-6 • 235 • SOPHOMORE - 1 LETTER
SIMI VALLEY, CALIF. (HERITAGE CHRISTIAN HIGH)

SDSU Record: 27-12 (.692)
Conference Record: 13-6 (.684)

Quick Hits
- Based on games played for the program, returns as the most tenured Aztec.
- A four-star prospect according to ESPN & 247Sports.
- Rated as the No. 18 recruit in the state, No. 36 in the region and No. 41 in the nation at his position.
- Surpassed 1,000 rebounds and scored more than 1,000 points in his high school career.

Trending
- Shot a minimum of 50.0 percent from the floor in 26 of the last 32 games in which he has attempted at least one shot.
- A starter in the last three games of the 2025-26 season, his first career starts.
- Averages 6.6 points on 56.3 percent shooting (27-of-48) from the field and 3.5 rebounds per game across 11 career games at a neutral site.

As a Sophomore (2026-27 Season)
- Recorded his first career double double with 14 points and 11 rebounds against Cal State Fullerton (11/3).
- Scored ten points on five-of-six shooting and logged two steals vs. Bethune-Cookman (11/11).
- Had 12 points on five-of-five shooting, eight rebounds, three assists, two steals and two blocks against Texas Southern (11/18).
- Had a career-high four steals against Iowa State (11/24).
- Matched a career high with 15 points while sinking a career-high seven free throws vs. Maryland (11/26).

As a Freshman (2025-26 Season)
- Against Long Beach State (11/4), scored 10 points to go with seven boards, becoming the first Aztec freshman since 2015 to score in double figures in the season opener.
- Scored a career-high 15 points and pulled down a team-leading seven rebounds against Utah Valley (12/3).
- Matched career-highs with 15 points and seven boards and had a career-high two steals while shooting 6-of-7 from the field vs. Whittier (12/22/25).
- Scored ten points at Wyoming (1/14).
- Led the team with a career-high nine boards to go with eight points at Grand Canyon (1/21).
- Scored nine points including five made free throws and recorded three steals at Utah State (1/31).
- Had 11 points on 4-of-5 shooting against Utah State (2/25).
- Earned first career start against Colorado State in the MW Tournament while scoring nine points and grabbing six rebounds (3/12)
- In his second career start, grabbed eight rebounds and scored eight points while shooting 80.0 percent (4-of-5) against New Mexico in the MW Tournament Semifinals (3/13)

High School
- A 2025 graduate of Heritage Christian High School in Northridge, Calif.
- A four-year letterwinner, who was Open Division All-CIF as well as Olympic League Offensive MVP as a senior.
- A four-time all-state and All-Olympic League performer who also earned league Defensive MVP honors after his junior season.
- Averaged 20.8 points, 10.7 rebounds, 1.7 steals and 1.5 blocks per game as a junior, shooting 66% overall and 80% from the line in earning 2023-24 2AA All-CIF Southern Section designation.
- In his four years, the Warriors went 93-34, including a 28-5 mark in Olympic League play and won three league championships.
- Chose San Diego State over offers from Loyola Marymount, Grand Canyon, Utah State and Yale, among others.

2026-27 GAME-BY-GAME STATISTICS

Opponent	GS	MP	FG	3FG	FT	O-D-R	PF	TP	A	TO	S	B
CAL STATE FULLERTON	*	22	6-11	0-0	2-3	5-6-11	2	14	1	1	2	0
vs. Colorado	*	22	3-8	1-2	2-4	2-3-5	4	9	0	2	0	0
BETHUNE-COOKMAN	*	28	5-6	0-0	0-1	1-4-5	1	10	0	0	2	0
vs. New Mexico State	*	17	4-8	0-0	1-2	1-0-1	2	9	1	0	1	0
TEXAS SOUTHERN	*	21	5-5	0-0	2-2	3-5-8	1	12	3	1	2	2
vs. Iowa State	*	18	3-7	0-0	1-2	2-2-4	4	7	0	3	4	0
vs. Maryland	*	17	4-5	0-0	7-7	1-3-4	4	15	1	0	2	0
vs. Texas Tech												
UNLV												
MONTANA STATE												
vs. Brigham Young												
LIU												
at UCLA												
LIFE PACIFIC												
at Oregon State												
FRESNO STATE												
COLORADO STATE												
at Washington State												
TEXAS STATE												
at Boise State												
at Colorado State												
UTAH STATE												
GONZAGA												
at Texas State												
at Utah State												
WASHINGTON STATE												
OREGON STATE												
at Gonzaga												
at Fresno State												
BOISE STATE												

MISCELLANEOUS STATS/TEAM RECORD

Category	2026-27 Season Games	W/L	Career Games	W/L
Double-Figure Scoring	4	4-0	10	9-1
20-Point Games	0	0-0	0	0-0
Led TEAM in Scoring	0	0-0	0	0-0
Led TEAM in Rebounding	2	2-0	9	5-4
Led TEAM in Assists	0	0-0	0	0-0
Multiple Three-Pointers	0	0-0	0	0-0
One Turnover or Less	5	5-0	36	25-11

Consecutive Games	Current	Long
Consecutive Games Played	27	27*
Without Fouling Out	11	27
Scoring A Point	30	30*
At Least One Three-Pointer	-	1
One Turnover or Less	1	18

** - Denotes an active streak*

SIMMONS' CAREER STATISTICS

Year	G-GS	Min.-Avg.	FG-FGA	Pct.	3P-3PA	Pct.	FT-FTA	Pct.	OR	DR	Reb	Avg.	PF-D	AT	TO	BS	ST	Pts	Avg.
25-26	32-3	458-14.3	66-102	.647	2-8	.250	53-84	.631	42	67	109	3.4	60-1	9	14	5	12	187	5.8
26-27	7-7	146-20.9	30-50	.600	1-2	.500	15-21	.714	15	23	38	5.4	18-0	6	7	2	13	76	10.9
TOTAL	**39-10**	**603-15.5**	**96-152**	**.632**	**3-10**	**.300**	**68-105**	**.648**	**57**	**90**	**147**	**3.8**	**78-1**	**15**	**21**	**7**	**25**	**263**	**6.7**

SEASON/CAREER HIGHS

Points
Season
Career 2 vs. Whittier (12/22/25)

Rebounds
Season
Career 1 vs. Whittier (12/22/25)

Assists
Season
Career

Field Goals
Season
Career 1 vs. Whittier (12/22/25)

Field Goals Attempted
Season 2 vs. Texas Southern (11/18/26)
Career 2 vs. Texas Southern (11/18/26)
2 vs. Whittier (12/22/25)

Three-Point Field Goals
Season
Career

Three-Point FG Attempted
Season 2 vs. Texas Southern (11/18/26)
Career 2 vs. Texas Southern (11/18/26)

Free Throws
Season
Career

Free Throws Attempted
Season
Career

Steals
Season 1 vs. Texas Southern (11/18/26)
Career 1 vs. Texas Southern (11/18/26)

Blocked Shots
Season
Career

Minutes Played
Season 3:06 vs. Texas Southern (11/18/26)
Career 4:48 vs. Whittier (12/22/25)



9 • RAYMAR GONZALES

GUARD • 6-3 • 170 • SOPHOMORE - SQUAD
SAN DIEGO, CALIF. (EASTLAKE HIGH)

SDSU Record: 6-0 (1.000)
Conference Record: 3-0 (1.000)

Quick Hits
- A non-scholarship player who is in his third season as an Aztec and has appeared in four contests.

As a Sophomore (2026-27 Season)
- Played for 1:10 against Cal State Fullerton (11/3).
- Recorded his first career steal in three minutes vs. Texas Southern (11/18).

As a Redshirt Freshman (2025-26 Season)
- Made his collegiate debut, playing 1:01 against Air Force (12/17).
- Played for five minutes, making his first collegiate basket and grabbing his first rebound vs. Whittier (12/22).
- Saw 1:40 of action against Colorado State (1/28).
- Played for 3:26 at Air Force (2/7).

As a Freshman (2024-25 Season)
- Utilized his redshirt season.

High School
- A 2024 graduate of Eastlake (Calif.) High School.
- As a senior was a second-team All-Metro-Mesa League performer.
- Averaged 12.8 points on 48.0 percent shooting, 8.1 rebounds, 7.4 assists and 2.3 steals per game in his final high school season.

2026-27 GAME-BY-GAME STATISTICS

Opponent	GS	MP	FG	3FG	FT	O-D-R	PF	TP	A	TO	S	B
CAL STATE FULLERTON		1	0-0	0-0	0-0	0-0-0	0	0	0	0	0	0
vs. Colorado		DNP										
BETHUNE-COOKMAN		DNP										
vs. New Mexico State		DNP										
TEXAS SOUTHERN		3	0-2	0-2	0-0	0-0-0	0	0	0	0	1	0
vs. Iowa State		DNP										
vs. Maryland		DNP										
vs. Texas Tech												
UNLV												
MONTANA STATE												
vs. Brigham Young												
LIU												
at UCLA												
LIFE PACIFIC												
at Oregon State												
FRESNO STATE												
COLORADO STATE												
at Washington State												
TEXAS STATE												
at Boise State												
at Colorado State												
UTAH STATE												
GONZAGA												
at Texas State												
at Utah State												
WASHINGTON STATE												
OREGON STATE												
at Gonzaga												
at Fresno State												
BOISE STATE												

MISCELLANEOUS STATS/TEAM RECORD

Category	2026-27 Season Games	W/L	Career Games	W/L
Double-Figure Scoring	0	0-0	0	0-0
15-Point Games	0	0-0	0	0-0
Led TEAM in Scoring	0	0-0	0	0-0
Led TEAM in Rebounding	0	0-0	0	0-0
Led TEAM in Assists	0	0-0	0	0-0
Multiple Three-Pointers	0	0-0	0	0-0
One Turnover or Less	2	2-0	6	6-0

Consecutive Games	Current	Long
Consecutive Games Played	-	1
Without Fouling Out	6	6*
Scoring A Point	-	1
At Least One Three-Pointer	-	-
One Turnover or Less	6	6*

** - Denotes an active streak*

GONZALES' CAREER STATISTICS

Year	G-GS	Min.-Avg.	FG-FGA	Pct.	3P-3PA	Pct.	FT-FTA	Pct.	OR	DR	Reb	Avg.	PF-D	AT	TO	BS	ST	Pts	Avg.
25-26	4-0	11-2.8	1-2	.500	0-1	.000	0-0	.000	1	0	1	0.3	2-0	0	1	0	0	2	0.5
26-27	2-0	4-2.0	0-2	.000	0-2	.000	0-0	.000	0	0	0	0.0	0-0	0	0	0	1	0	0.0
TOTAL	**6-0**	**15-2.5**	**1-4**	**.250**	**0-3**	**.000**	**0-0**	**.000**	**1**	**0**	**1**	**0.2**	**2-0**	**0**	**1**	**0**	**1**	**2**	**0.3**

SEASON/CAREER HIGHS

Points
Season
Career

Rebounds
Season
Career

Assists
Season
Career

Field Goals
Season
Career

Field Goals Attempted
Season
Career

Three-Point Field Goals
Season
Career

Three-Point FG Attempted
Season
Career

Free Throws
Season
Career

Free Throws Attempted
Season
Career

Steals
Season
Career

Blocked Shots
Season
Career

Minutes Played
Season 3:06 vs. Texas Southern (11/18/26)
Career 3:06 vs. Texas Southern (11/18/26)



10 • COOPER CORNELIUS

GUARD • 6-1 • 180 • JUNIOR - JUNIOR COLLEGE
ROSEVILLE, CALIF. (WOODCREEK HIGH/YUBA COLLEGE)

SDSU Record: 1-0 (1.000)
Conference Record: 0-0 (.000)

Quick Hits
- Non-scholarship player with two years of eligibility.

As a Junior (2026-27 Season)
- Made his San Diego State debut, playing for 3:06 against Texas Southern (11/18).

As a Sophomore at Yuba College (2025-26 Season)
- Appeared in 29 games with 11 starting assignments.
- Averaged 2.8 points, 3.1 assists and 2.1 rebounds in 4.7 minutes per game.
- Shot 42.6 percent (26-of-61) from the field, 44.1 percent (15-of-34) from distance, and 65.0 percent (13-of-20) from the line.

As a Freshman at Yuba College (2024-25 Season)
- Appeared in 21 games with two starts.
- Averaged 2.8 points, 2.1 assists and 2.3 rebounds in 1.0 minutes per game.
- Shot 56.4 percent (22-of-39) from the field, 40.0 percent (8-of-20) from distance, and 77.8 percent (7-of-9) from the line.

High School
- A 2024 graduate of Woodcreek High in Roseville, Calif.

2026-27 GAME-BY-GAME STATISTICS

Opponent	GS	MP	FG	3FG	FT	O-D-R	PF	TP	A	TO	S	B
CAL STATE FULLERTON		DNP										
vs. Colorado		DNP										
BETHUNE-COOKMAN		DNP										
vs. New Mexico State		DNP										
TEXAS SOUTHERN		3	0-0	0-0	0-0	0-0-0	0	0	0	0	0	0
vs. Iowa State		DNP										
vs. Maryland		DNP										
vs. Texas Tech												
UNLV												
MONTANA STATE												
vs. Brigham Young												
LIU												
at UCLA												
LIFE PACIFIC												
at Oregon State												
FRESNO STATE												
COLORADO STATE												
at Washington State												
TEXAS STATE												
at Boise State												
at Colorado State												
UTAH STATE												
GONZAGA												
at Texas State												
at Utah State												
WASHINGTON STATE												
OREGON STATE												
at Gonzaga												
at Fresno State												
BOISE STATE												

MISCELLANEOUS STATS/TEAM RECORD

Category	2026-27 Season Games	W/L	Career Games	W/L
Double-Figure Scoring	0	0-0	0	0-0
20-Point Games	0	0-0	0	0-0
Led SDSU in Scoring	0	0-0	0	0-0
Led SDSU in Rebounding	0	0-0	0	0-0
Led SDSU in Assists	0	0-0	0	0-0
Multiple Three-Pointers	0	0-0	0	0-0
One Turnover or Less	1	1-0	1	1-0

Consecutive Games	Current	Long
Consecutive Games Played	-	1
Without Fouling Out	1	1*
Scoring A Point	-	-
At Least One Three-Pointer	-	-
One Turnover or Less	1	1*

** - Denotes an active streak*

CORNELIUS' CAREER STATISTICS

Year	G-GS	Min.-Avg.	FG-FGA	Pct.	3P-3PA	Pct.	FT-FTA	Pct.	OR	DR	Reb	Avg.	PF-D	AT	TO	BS	ST	Pts	Avg.
26-27	1-0	3-3.0	0-0	.000	0-0	.000	0-0	.000	0	0	0	0.0	0-0	0	0	0	0	0	0.0

SEASON/CAREER HIGHS

Points

Season	12 vs. New Mexico State (11/15/26)
	12 vs. Cal State Fullerton (11/3/26)
Career	25 vs. Loyola Marymount (1/14/26)+

Rebounds

Season	8 vs. Texas Southern (11/18/26)
Career	12 vs. San Diego (2/25/26)+

Assists

Season	4 vs. Bethune-Cookman (11/11/26)
Career	5 vs. Pepperdine (2/21/26)+
	5 at San Diego (1/31/26)+
	5 vs. Evansville (11/21/25)+

Field Goals

Season	4 vs. Texas Southern (11/18/26)
	4 vs. New Mexico State (11/15/26)
Career	6 at San Francisco (2/12/26)+
	6 vs. Loyola Marymount (1/14/26)+
	6 vs. Western Oregon (11/12/24)+

Field Goals Attempted

Season	10 vs. Texas Southern (11/18/26)
Career	17 vs. Pepperdine (2/21/26)+

Three-Point Field Goals

Season	3 vs. Texas Southern (11/18/26)
Career	5 vs. Loyola Marymount (1/14/26)+

Three-Point FG Attempted

Season	8 vs. Texas Southern (11/18/26)
	8 vs. Cal State Fullerton (11/3/26)
Career	10 vs. Pepperdine (2/21/26)+

Free Throws

Season	6 vs. Cal State Fullerton (11/3/26)
Career	8 vs. Loyola Marymount (1/14/26)+

Free Throws Attempted

Season	6 vs. Cal State Fullerton (11/3/26)
Career	8 vs. Loyola Marymount (1/14/26)+
	8 vs. Iona (11/22/25)+

Steals

Season	3 vs. New Mexico State (11/15/26)
Career	3 vs. New Mexico State (11/15/26)

Blocked Shots

Season	1 vs. Colorado (11/7/26)
Career	2 at Seattle U (2/15/26)+

Minutes Played

Season	23:57 vs. Cal State Fullerton (11/3/26)
Career	42 vs. San Diego (2/25/26)+

+ - at Oregon State

HONORS

2025-26

Honorable Mention All-WCC

Academic All-WCC Honorable Mention



13 • ISAIAH SY

(eye-ZAY-ah see)

GUARD • 6-6 • 200 • SENIOR - TRANSFER

MARSEILLES, FRANCE (COMBINE ACADEMY/CLOUD COUNTY COMMUNITY COLLEGE/OREGON STATE)

SDSU Record: 6-1 (.857)

Conference Record: 19-17 (.528)

Quick Hits

- Believed to be the first French national to play for the Aztecs basketball program.
- Has two years of eligibility.
- Last name is pronounced "see."

Trending

- Averages 9.3 points, 3.3 rebounds and 1.3 assists per game across four games at a neutral site with SDSU.

As a Senior (2026-27 Season)

- Scored a dozen points in his Aztec debut against Cal State Fullerton (11/3).
- Tallied eight points and six rebounds while leading the team with six assists vs. Colorado (11/7).
- Led the team with seven rebounds while scoring eight points and dishing out four assists against Bethune-Cookman (11/11).
- Scored a team-leading 12 points and had a career-high three steals vs. New Mexico State (11/15).
- Had 11 points and a team-leading eight rebounds against Texas Southern (11/18).
- Scored ten points vs. Maryland (11/26).

As a Junior at Oregon State (2025-26 Season)

- One of three players to appear in all 33 games, with a career-high 29 starting assignments.
- Set career-bests in virtually every statistical category.
- Ranked No. 2 on the team w/ 10.0 ppg.
- 68.8 percent of his made buckets were from long distance (64-of-93).
- Only player in the nation to make no more than 93 buckets of which at least 64 were triples and shoot at least 87.1 percent from the line.
- Knocked down multiple 3-pointers in just under two out of every three games.
- Ranked in the top 3 in field goals (93), attempts (273), 3-pointers (64) and attempts (181).
- Shot at minimum of 40.0 percent from the floor in 13 games and from the bonus distance in 11 games.
- Shot at least 40.0 percent from the field and beyond the arc, combined, in a game 10 times.
- Appeared for double digit minutes in 32-of-33 games.

As a Sophomore at Oregon State (2024-25 Season)

- Made his major college debut vs. Utah Tech (11/4) w/ 3 rebounds and two assists.
- One of four Beavers to appears in all 33 games, and earned seven starts.
- Ranked No. 2 on the squad in made 3-pointers (40), 3-point attempts (117).
- Posted 6 double figure scoring games w/ his 15 pts. vs. Western Oregon, a season best.
- Shot at least 40.0 percent from the field in 19 games.
- Hit multiple threes in 14 games with a season-best four vs. Portland (12/30).
- From the bonus distance, knocked down shots at a minimum 40.0 perfect clip in 15 games & was perfect in four contests.
- Played double digit minutes in 29 games, at least 20 minutes in 15 games with a season-high 31 vs. Central Florida (4/1).

As a Freshman at Cloud County Community College (2023-24 Season)

- Honorable Mention All-Kansas Jayhawk Community College Conference
- Averaged 11.2 points, 4.3 rebounds and 0.8 steals and assists per game in 30 appearances
- Shot 47.9 percent (104-of-217) from the field, 47.1 percent (88-of-187) from beyond the arc, and 77.8 percent (41-of-52) from the line.
- Reached double figure scoring in 18 contests, three at 20-plus points, and a single-game high 29.

High School

- A 2023 graduate of Combine Academy in Lincolnton, N.C.

2026-27 GAME-BY-GAME STATISTICS

Opponent	GS	MP	FG	3FG	FT	O-D-R	PF	TP	A	TO	S	B
CAL STATE FULLERTON		24	2-9	2-8	6-6	0-3-3	4	12	0	1	0	0
vs. Colorado		19	3-5	2-4	0-0	0-6-6	0	8	3	2	1	1
BETHUNE-COOKMAN		24	3-4	2-3	0-0	1-6-7	0	8	4	2	0	0
vs. New Mexico State		20	4-9	2-7	2-2	0-2-2	0	12	1	3	3	0
TEXAS SOUTHERN		21	4-10	3-8	0-0	2-6-8	2	11	1	2	2	0
vs. Iowa State		17	2-6	1-5	2-3	0-2-2	3	7	1	0	0	0
vs. Maryland		22	3-6	2-5	2-3	1-2-3	1	10	0	1	0	0
vs. Texas Tech												
UNLV												
MONTANA STATE												
vs. Brigham Young												
LIU												
at UCLA												
LIFE PACIFIC												
at Oregon State												
FRESNO STATE												
COLORADO STATE												
at Washington State												
TEXAS STATE												
at Boise State												
at Colorado State												
UTAH STATE												
GONZAGA												
at Texas State												
at Utah State												
WASHINGTON STATE												
OREGON STATE												
at Gonzaga												
at Fresno State												
BOISE STATE												

MISCELLANEOUS STATS/TEAM RECORD

Category	2026-27 Season Games	W/L	Career Games	W/L
Double-Figure Scoring	4	4-0	26	18-8
20-Point Games	0	0-0	1	1-0
Double Doubles	0	0-0	2	2-0
Led TEAM in Scoring	1	1-0	8	5-3
Led TEAM in Rebounding	2	2-0	10	6-4
Led TEAM in Assists	1	1-0	5	1-4
Multiple Three-Pointers	6	6-0	41	28-13
One Turnover or Less	3	2-1	55	31-24

Consecutive Games	Current	Long
Consecutive Games Played	73	73*
Without Fouling Out	47	47*
Scoring A Point	41	41*
At Least One Three-Pointer	12	13
One Turnover or Less	2	13

** - Denotes an active streak*

SY'S CAREER STATISTICS

+ - at Oregon State

Year	G-GS	Min.-Avg.	FG-FGA	Pct.	3P-3PA	Pct.	FT-FTA	Pct.	OR	DR	Reb	Avg.	PF-D	AT	TO	BS	ST	Pts	Avg.
24-25+	33-7	610-18.5	61-148	.412	40-117	.342	25-31	.806	16	48	64	1.9	55-1	31	20	6	10	187	5.7
25-26+	33-29	920-27.9	93-273	.341	64-181	.354	81-93	.871	28	124	152	4.6	75-0	55	43	13	20	331	10.0
26-27	7-0	146-20.9	21-49	.429	14-40	.350	12-14	.857	4	27	31	4.4	10-0	10	11	1	6	68	9.7
TOTAL	**73-36**	**1,677-23.0**	**175-470**	**.372**	**118-338**	**.349**	**118-138**	**.855**	**48**	**199**	**247**	**3.4**	**140-1**	**96**	**74**	**20**	**36**	**586**	**8.0**

SEASON/CAREER HIGHS

Points
Season 10 vs. Cal State Fullerton (11/3/26)
Career 10 vs. Cal State Fullerton (11/3/26)

Rebounds
Season 7 vs. Colorado (11/7/26)
7 vs. Cal State Fullerton (11/3/26)
Career 7 vs. Colorado (11/7/26)
7 vs. Cal State Fullerton (11/3/26)

Assists
Season 3 vs. Cal State Fullerton (11/3/26)
Career 3 vs. Cal State Fullerton (11/3/26)

Field Goals
Season 5 vs. Cal State Fullerton (11/3/26)
Career 5 vs. Cal State Fullerton (11/3/26)

Field Goals Attempted
Season 6 vs. Cal State Fullerton (11/3/26)
Career 6 vs. Cal State Fullerton (11/3/26)

Three-Point Field Goals
Season
Career

Three-Point FG Attempted
Season
Career

Free Throws
Season 2 vs. Texas Southern (11/18/26)
2 vs. New Mexico State (11/15/26)
Career 2 vs. Texas Southern (11/18/26)
2 vs. New Mexico State (11/15/26)

Free Throws Attempted
Season 5 vs. Texas Southern (11/18/26)
5 vs. New Mexico State (11/15/26)
Career 5 vs. Texas Southern (11/18/26)
5 vs. New Mexico State (11/15/26)

Steals
Season 1 vs. Maryland (11/26/26)
1 vs. Colorado (11/7/26)
Career 1 vs. Maryland (11/26/26)
1 vs. Colorado (11/7/26)

Blocked Shots
Season 1 vs. Iowa State (11/24/26)
1 vs. Texas Southern (11/18/26)
1 vs. New Mexico State (11/15/26)
1 vs. Bethune-Cookman (11/11/26)
1 vs. Colorado (11/7/26)
1 vs. Cal State Fullerton (11/3/26)
Career 1 vs. Iowa State (11/24/26)
1 vs. Texas Southern (11/18/26)
1 vs. New Mexico State (11/15/26)
1 vs. Bethune-Cookman (11/11/26)
1 vs. Colorado (11/7/26)
1 vs. Cal State Fullerton (11/3/26)

Minutes Played
Season 17:37 vs. Colorado (11/7/26)
Career 17:37 vs. Colorado (11/7/26)



18 • LUCA VINCINI

(vin-CHEE-knee)

FORWARD • 6-10 • 242 • FRESHMAN - INTERNATIONAL
TURIN, ITALY (BANCO DI SARDEGNA SASSARI)

SDSU Record: 6-1 (.857)
Conference Record: 0-0 (.000)

Quick Hits
- Last name is pronounced vin-CHEE-knee
- Along with David Torresani, he is the program's first native Italian player in the Dutcher/Fisher era.

Trending
- Averages 2.5 points and 4.3 rebounds per game across four career games at a neutral site.

As a Freshman (2026-27 Season)
- Scored ten points on 5-of-6 shooting and pulled down seven boards in his Aztec debut against Cal State Fullerton (11/3)
- Led the team with seven rebounds vs. Colorado (11/7).

Prior to San Diego State
- Competed for Dinamo Sassari in Italy's Lega Basket Serie A in 2024-25 & 2025-26, and Juvi Cremona in 2022-23 & 2023-24 and Biella in 2020-21 & 2021-22 in Italy's Serie A2.

- Played in 65 contests for Dinamo Sassari.
- He was successful on 51.7 percent (104-of-201) of his shots from the field, and 68.5 percent shooting (61-of-89) from the line.
- Added 163 rebounds (3.3/game), 32 assists (0.6/game), and 24 steals (0.5/game).

- Played in 56 games for Juvi Cremona.
- From the field he shot 52.2 percent (131-of-251) and 71.7 percent (76-of-106) from the line.

- Appeared in 47 contests for Biella.
- Shot 36.7 percent (29-of-79) from the floor and 65.5 percent (19-of-29) from the free throw line.

- In international competitions from 2020 to 2026, he represented Italy 23 times with their U16 (2019-20), U20 (2022-23 and 2023-24) and the National Team in 2025-26 … Across all competitions he shot 47.9 percent from the floor (34-of-71) and 86.4 percent (38-of-44) from the line.

2026-27 GAME-BY-GAME STATISTICS

Opponent	GS	MP	FG	3FG	FT	O-D-R	PF	TP	A	TO	S	B
CAL STATE FULLERTON		16	5-6	0-0	0-0	3-4-7	3	10	3	1	0	1
vs. Colorado		18	0-2	0-0	1-2	2-5-7	2	1	0	2	1	1
BETHUNE-COOKMAN		12	0-1	0-0	0-0	0-2-2	3	0	2	2	0	1
vs. New Mexico State		16	3-3	0-0	2-5	3-1-4	2	8	0	0	0	1
TEXAS SOUTHERN		15	1-2	0-0	2-5	2-4-6	1	4	2	0	0	1
vs. Iowa State		13	0-1	0-0	1-2	1-2-3	4	1	1	0	0	1
vs. Maryland		10	0-1	0-0	0-0	2-1-3	4	0	0	1	1	0
vs. Texas Tech												
UNLV												
MONTANA STATE												
vs. Brigham Young												
LIU												
at UCLA												
LIFE PACIFIC												
at Oregon State												
FRESNO STATE												
COLORADO STATE												
at Washington State												
TEXAS STATE												
at Boise State												
at Colorado State												
UTAH STATE												
GONZAGA												
at Texas State												
at Utah State												
WASHINGTON STATE												
OREGON STATE												
at Gonzaga												
at Fresno State												
BOISE STATE												

MISCELLANEOUS STATS/TEAM RECORD

Category	2026-27 Season Games	W/L	Career Games	W/L
Double-Figure Scoring	1	1-0	1	1-0
20-Point Games	0	0-0	0	0-0
Double Doubles	0	0-0	0	0-0
Led TEAM in Scoring	0	0-0	0	0-0
Led TEAM in Rebounding	7	1-0	1	1-0
Led TEAM in Assists	0	0-0	0	0-0
Multiple Three-Pointers	0	0-0	0	0-0
One Turnover or Less	5	4-1	5	4-1

Consecutive Games	Current	Long
Consecutive Games Played	7	7*
Without Fouling Out	7	7*
Scoring A Point	-	3
At Least One Three-Pointer	-	-
One Turnover or Less	4	4*

** - Denotes an active streak*

VINCINI'S CAREER STATISTICS

Year	G-GS	Min.-Avg.	FG-FGA	Pct.	3P-3PA	Pct.	FT-FTA	Pct.	OR	DR	Reb	Avg.	PF-D	AT	TO	BS	ST	Pts	Avg.
26-27	7-0	99-14.1	9-16	.563	0-0	.000	6-14	.429	13	19	32	4.6	19-0	8	6	6	2	24	3.4

SEASON/CAREER HIGHS

Points
Season
Career 32 at Northern Colorado (11/3/24)+

Rebounds
Season
Career 10 at Rice (12/22/24)+

Assists
Season
Career 4 vs. Coll. of Biblical Studies (11/4/25)^
4 at Mississippi State (12/8/24)+

Field Goals
Season
Career 11 at Northern Colorado (11/3/24)+

Field Goals Attempted
Season
Career 22 at DePaul (11/7/24)+

Three-Point Field Goals
Season
Career 6 vs. UTSA (3/8/26)^
6 at Northern Colorado (11/3/24)+

Three-Point FG Attempted
Season
Career 12 vs. UTSA (3/8/26)^

Free Throws
Season
Career 8 at Tulane (2/22/26)^
8 at FGCU (11/25/25)^

Free Throws Attempted
Season
Career 11 at Temple (3/1/26)^

Steals
Season
Career 3 vs. North Texas (2/4/26)^
3 vs. Memphis (1/3/26)^
3 at Tennessee (11/17/25)^
3 at SMU (11/18/24)+
3 at DePaul (11/7/24)+)

Blocked Shots
Season
Career 1 vs. Florida Atlantic (2/11/26)^
1 vs. North Texas (2/4/26)^
1 vs. Tulsa (1/24/26)^
1 vs. Charlotte (1/11/26)^
1 at Wichita State (1/7/26)^
1 at Pepperdine (12/20/25)^
1 vs. SW Christian (12/17/25)^
1 vs. Texas State (12/3/25)^
1 vs. Oral Roberts (11/26/25)^
1 vs. East Texas A&M (11/14/25)^
1 at UAB (12/6/24)+
1 at DePaul (11/7/24)+

Minutes Played
Season
Career 42:41 vs. North Texas (2/4/26)^

+ - at Prairie View A&M
^ - at Rice

HONORS

2025-26
Honorable Mention American Conference (Dec. 15)



23 • NICK ANDERSON

GUARD • 6-3 • 190 • 5th YEAR - TRANSFER
HOUSTON, TEXAS (CLEAR CREEK HIGH/ST. THOMAS/PRAIRIE VIEW A&M/RICE)

SDSU Record: 0-0 (.000)
Conference Record: 7-11 (.389)

Quick Hits
- Has scored in each of the 43 major college games in which he has appeared.
- Has one year of eligibility.

As a 5th Year (2026-27 Season)
-

As a Senior at Rice (2025-26)
- Appeared in all 31 of the team's games with 29 starts.
- Led team in field goal percentage (min. 4 attempts per game), free throw percentage (min. 2 attempts per game).
- No. 2 on the squad in points, steals, field goals and field goal attempts, steals and defensive rebounds; No. 3 in minutes; No. 4 in rebounds and offensive boards.
- Shot at least 40.0 percent from the field in 19 of 31 appearances.
- One of four guards, 6-3 or shorter in the American Conference, who had at least 100 defensive and 133 total rebounds.

As a Junior at Prairie View A&M (2024-25 Season)
- Appeared in 12 games before a foot injury ended his season.
- Averaged 18.9 points, 5.3 rebounds and 1.3 assists in 31.5 minutes.
- Scored in double figures in each of his 12 games and totaled his career-high with 32 points at Northern Colorado.
- Achieved his only major college collegiate double double with 18 points and 10 rebounds vs. Rice.
- Shot 40.0 percent or better from the floor in nine contests.
- In games in which he attempted at least two free throws, he never shot under 75.0 percent.

As a Sophomore at University of St. Thomas (2023-24 Season)
- Named a second-team All-Southern Collegiate Athletic Conference (SCAC) performer.
- Averaged 16.4 points, 4.3 rebounds and 1.5 assists in leading the Celts to a 20-7 record (12-4 in the SCAC).
- UST reached the semifinal of the SCAC Tournament and advanced to the NCAA Division III Tournament.

As A Freshman at University of St. Thomas (2022-23 Season)
- Earned second-team All-Southern Collegiate Athletic Conference (SCAC) honors and inclusion on the All-Freshman Team.
- Averaged 10.8 points and 3.8 rebounds in leading team to a 23-4 record (16-0 in the SCAC).
- UST reached the semifinal of the SCAC Tournament and advanced to the NCAA Division III Tournament.

High School
- A 2022 graduate of Clear Creek High in League City, Texas.
- Named a second team All-District 24-6A as a sophomore.

2026-27 GAME-BY-GAME STATISTICS

Opponent	GS	MP	FG	3FG	FT	O-D-R	PF	TP	A	TO	S	B
CAL STATE FULLERTON		INJ										
vs. Colorado		INJ										
BETHUNE-COOKMAN		INJ										
vs. New Mexico State		INJ										
TEXAS SOUTHERN		INJ										
vs. Iowa State		INJ										
vs. Maryland		INJ										
vs. Texas Tech												
UNLV												
MONTANA STATE												
vs. Brigham Young												
LIU												
at UCLA												
LIFE PACIFIC												
at Oregon State												
FRESNO STATE												
COLORADO STATE												
at Washington State												
TEXAS STATE												
at Boise State												
at Colorado State												
UTAH STATE												
GONZAGA												
at Texas State												
at Utah State												
WASHINGTON STATE												
OREGON STATE												
at Gonzaga												
at Fresno State												
BOISE STATE												

MISCELLANEOUS STATS/TEAM RECORD

Category	2026-27 Season Games	W/L	Career Games	W/L
Double-Figure Scoring	0	0-0	39	12-27
20-Point Games	0	0-0	28	9-19
Double-Figure Rebounds	0	0-0	1	0-1
Double Doubles	0	0-0	1	0-1
Led TEAM in Scoring	0	0-0	20	6-14
Led TEAM in Rebounding	0	0-0	8	1-7
Led TEAM in Assists	0	0-0	4	0-4
Multiple Three-Pointers	0	0-0	32	12-20
One Turnover or Less	0	0-0	33	11-22

Consecutive Games	Current	Long
Consecutive Games Played	-	31*
Without Fouling Out	15	16
Scoring A Point	43	43*
At Least One Three-Pointer	15	15*
One Turnover or Less	1	7

** - Denotes an active streak*

ANDERSON'S CAREER STATISTICS

+ - at Prairie View A&M *^ - at Rice*

Year	G-GS	Min.-Avg.	FG-FGA	Pct.	3P-3PA	Pct.	FT-FTA	Pct.	OR	DR	Reb	Avg.	PF-D	AT	TO	BS	ST	Pts	Avg.
24-25+	12-12	378-31.5	81-172	.471	21-64	.328	44-52	.846	20	43	63	5.3	41-2	15	18	2	15	227	18.9
25-26^	31-29	904-29.2	151-345	.438	84-210	.400	95-117	.812	32	101	133	4.3	65-1	36	32	10	37	481	15.5
26-27																			
TOTAL	**43-41**	**1,282-29.8**	**232-517**	**.449**	**105-274**	**.383**	**139-169**	**.822**	**52**	**144**	**196**	**4.6**	**106-3**	**51**	**50**	**12**	**52**	**708**	**16.5**

SEASON/CAREER HIGHS

Points
Season
Career

Rebounds
Season
Career

Assists
Season
Career

Field Goals
Season
Career

Field Goals Attempted
Season
Career

Three-Point Field Goals
Season
Career

Three-Point FG Attempted
Season
Career

Free Throws
Season
Career

Free Throws Attempted
Season
Career

Steals
Season
Career

Blocked Shots
Season
Career

Minutes Played
Season
Career



24 • JEL MALEK

(gel MAH-lick)

GUARD • 6-5 • 192 • JUNIOR - JUNIOR COLLEGE
NEWPORT BEACH, CALIF. (JSERRA CATHOLIC HIGH/VICTOR VALLEY COLLEGE/WEATHERFORD COLLEGE)

SDSU Record: 0-0 (.000)
Conference Record: 0-0 (.000)

Quick Hits
- Non-scholarship player with two years of eligibility.

As a Junior (2026-27 Season)
-

As a Sophomore at Weatherford College (2025-26 Season)
- Honorable Mention All-North Texas Junior College Athletic Conference.
- Appeared in 28 games with 13 starting assignments.
- Averaged 6.7 points and 2.1 rebounds in 2.1 minutes per game.
- Shot 45.2 percent (56-of-124) from the field, 33.3 percent (10-of-30) from distance, and 81.3 percent (65-of-80) from the line.

As a Freshman at Victor Valley College (2024-25 Season)
- Appeared in 27 games with 27 starting assignments.
- Averaged 9.3 points and 6.6 rebounds in 13.2 minutes per game.
- Shot 35.3 percent (82-of-232) from the field, 31.5 percent (28-of-89) from distance, and 75.3 percent (58-of-77) from the line.

High School
- A 2024 graduate of JSerra Catholic High School in San Juan Capistrano, Calif.

2026-27 GAME-BY-GAME STATISTICS

Opponent	GS	MP	FG	3FG	FT	O-D-R	PF	TP	A	TO	S	B
CAL STATE FULLERTON		DNP										
vs. Colorado		INJ										
BETHUNE-COOKMAN		INJ										
vs. New Mexico State		INJ										
TEXAS SOUTHERN		DNP										
vs. Iowa State		DNP										
vs. Maryland		DNP										
vs. Texas Tech												
UNLV												
MONTANA STATE												
vs. Brigham Young												
LIU												
at UCLA												
LIFE PACIFIC												
at Oregon State												
FRESNO STATE												
COLORADO STATE												
at Washington State												
TEXAS STATE												
at Boise State												
at Colorado State												
UTAH STATE												
GONZAGA												
at Texas State												
at Utah State												
WASHINGTON STATE												
OREGON STATE												
at Gonzaga												
at Fresno State												
BOISE STATE												

MISCELLANEOUS STATS/TEAM RECORD

Category	2026-27 Season Games	W/L	Career Games	W/L
Double-Figure Scoring	0	0-0	0	0-0
20-Point Games	0	0-0	0	0-0
Led SDSU in Scoring	0	0-0	0	0-0
Led SDSU in Rebounding	0	0-0	0	0-0
Led SDSU in Assists	0	0-0	0	0-0
Multiple Three-Pointers	0	0-0	0	0-0
One Turnover or Less	0	0-0	0	0-0

Consecutive Games	Current	Long
Consecutive Games Played	-	-
Without Fouling Out	-	-
Scoring A Point	-	-
At Least One Three-Pointer	-	-
One Turnover or Less	-	-

** - Denotes an active streak*

MALEK'S CAREER STATISTICS

Year	G-GS	Min.-Avg.	FG-FGA	Pct.	3P-3PA	Pct.	FT-FTA	Pct.	OR	DR	Reb	Avg.	PF-D	AT	TO	BS	ST	Pts	Avg.
26-27																			

SEASON/CAREER HIGHS

Points
Season
Career 2 vs. Whittier (12/22/25)

Rebounds
Season
Career 5 at Air Force (2/7/26)
5 vs. Whittier (12/22/25)

Assists
Season
Career

Field Goals
Season
Career 1 vs. Whittier (12/22/25)

Field Goals Attempted
Season 1 vs. Texas Southern (11/18/26)
Career 4 vs. Whittier (12/22/25)

Three-Point Field Goals
Season
Career

Three-Point FG Attempted
Season
Career

Free Throws
Season
Career

Free Throws Attempted
Season
Career 1 vs. Whittier (12/22/25)

Steals
Season
Career

Blocked Shots
Season
Career 1 at Air Force (2/7/26)
1 vs. Idaho State (11/9/25)

Minutes Played
Season 8:22 vs. Texas Southern (11/18/26)
Career 9:36 vs. Whittier (12/22/25)

HONORS

2024-25
Mountain West Scholar Athlete
San Diego State Scholar Athlete



33 • THOKBOR MAJAK

(THOCK-bore may-ZHAK)

FORWARD • 7-1 • 220 • SOPHOMORE - SQUAD
BOR, SOUTH SUDAN (DREAM CITY CHRISTIAN HIGH)

SDSU Record: 9-1 (.900)
Conference Record: 3-0 (1.000)

Quick Hits
- One of three individuals with the program that is of South Sudanese decent.
- Once blocked 11 shots in a high school game.
- Has a 7-4 wingspan.

As a Sophomore (2026-27 Season)
- Saw 1:10 of action against Cal State Fullerton (11/3).
- Played for 8:22 vs. Texas Southern, the most of his career against a DI opponent (11/18).

As a Redshirt Freshman (2025-26 Season)
- Appeared in eight games, all off the bench.
- Made his college debut playing two minutes and grabbing two offensive rebounds versus Long Beach State (11/4).
- First shot attempt came versus Idaho State (11/9) and scored the first points of his career against Whittier (12/22).
- Set and matched his season-best five boards against Whittier and at Air Force (2/7), respectively.
- Played a season-high 9:43 against Whittier.

As A Freshman (2024-25 Season)
- Utilized his redshirt season.

High School
- A 2024 graduate of Dream City Christian High in Glendale, Ariz.
- A defensive specialist and rim protector.
- Attended the NBA Academy in Saly, Senegal before moving to Arizona to attend Dream City Christian High.

2026-27 GAME-BY-GAME STATISTICS

Opponent	GS	MP	FG	3FG	FT	O-D-R	PF	TP	A	TO	S	B
CAL STATE FULLERTON		1	0-0	0-0	0-0	0-0-0	0	0	0	0	0	0
vs. Colorado		DNP										
BETHUNE-COOKMAN		DNP										
vs. New Mexico State		DNP										
TEXAS SOUTHERN		8	0-1	0-0	0-0	0-0-0	4	0	0	1	0	0
vs. Iowa State		DNP										
vs. Maryland		DNP										
vs. Texas Tech												
UNLV												
MONTANA STATE												
vs. Brigham Young												
LIU												
at UCLA												
LIFE PACIFIC												
at Oregon State												
FRESNO STATE												
COLORADO STATE												
at Washington State												
TEXAS STATE												
at Boise State												
at Colorado State												
UTAH STATE												
GONZAGA												
at Texas State												
at Utah State												
WASHINGTON STATE												
OREGON STATE												
at Gonzaga												
at Fresno State												
BOISE STATE												

MISCELLANEOUS STATS/TEAM RECORD

Category	2026-27 Season Games	W/L	Career Games	W/L
Double-Figure Scoring	0	0-0	0	0-0
15-Point Games	0	0-0	0	0-0
Led SDSU in Scoring	0	0-0	0	0-0
Led SDSU in Rebounding	0	0-0	1	1-0
Led SDSU in Assists	0	0-0	0	0-0
Multiple Three-Pointers	0	0-0	0	0-0
One Turnover or Less	2	2-0	9	8-1

Consecutive Games	Current	Long
Consecutive Games Played	-	2
Without Fouling Out	10	10*
Scoring A Point	-	1
At Least One Block	-	1
One Turnover or Less	4	5

** - Denotes an active streak*

MAJAK'S CAREER STATISTICS

Year	G-GS	Min.-Avg.	FG-FGA	Pct.	3P-3PA	Pct.	FT-FTA	Pct.	OR	DR	Reb	Avg.	PF-D	AT	TO	BS	ST	Pts	Avg.
25-26	8-0	31-3.9	1-6	.167	0-0	.000	0-1	.000	7	6	13	1.6	8-0	0	3	2	0	2	0.3
26-27	2-0	9-4.5	0-1	.000	0-0	.000	0-0	.000	0	0	0	0.0	4-0	0	1	0	0	0	0.0
TOTAL	**10-0**	**40-4.0**	**1-7**	**.143**	**0-0**	**.000**	**0-1**	**.000**	**7**	**6**	**13**	**1.3**	**12-0**	**0**	**4**	**2**	**0**	**2**	**0.2**

SEASON/CAREER HIGHS

Points

Season	15 vs. Bethune-Cookman (11/11/26)
	15 vs. Cal State Fullerton (11/3/26)
Career	24 vs. Alabama State (11/4/24)+

Rebounds

Season	7 vs. Iowa State (11/24/26)
	7 vs. Cal State Fullerton (11/3/26)
Career	12 vs. Jessup (11/7/25)^

Assists

Season	2 vs. Maryland (11/26/26)
	2 vs. Bethune-Cookman (11/11/26)
Career	3 vs. UC Santa Barbara (11/11/25)^
	3 vs. Jessup (11/7/25)^
	3 vs. Dominican (11/4/25)^

Field Goals

Season	6 vs. Texas Southern (11/18/26)
	6 vs. Bethune-Cookman (11/11/26)
Career	10 vs. Alabama State (11/4/24)+

Field Goals Attempted

Season	8 vs. Cal State Fullerton (11/3/26)
Career	20 at UC Davis (11/14/25)+

Three-Point Field Goals

Season	
Career	1 vs. Jessup (11/7/25)^

Three-Point FG Attempted

Season	
Career	3 vs. Jessup (11/7/25)^

Free Throws

Season	5 vs. Cal State Fullerton (11/3/26)
Career	5 vs. Cal State Fullerton (11/3/26)
	5 vs. Dominican (11/4/25)^
	5 vs. Air Force (3/12/25)+

Free Throws Attempted

Season	6 vs. New Mexico State (11/15/26)
	6 vs. Bethune-Cookman (11/11/26)
	6 vs. Cal State Fullerton (11/3/26)
Career	9 vs. Air Force (3/12/25)+
	9 vs. Colorado State (2/22/25)

Steals

Season	3 vs. Maryland (11/26/26)
Career	3 vs. Maryland (11/26/26)

Blocked Shots

Season	9 vs. Maryland (11/26/26)
Career	9 vs. Maryland (11/26/26)

Minutes Played

Season	30:19 vs.Maryland (11/19/26)
Career	38 vs. UC Santa Barbara (11/11/25)^

+ - at UNLV
^ - at Sacramento State



45 • BEAR CHERRY

FORWARD • 6-10 • 270 • 5th YEAR - TRANSFER
SAN DIEGO, CALIF. (ST. MARY'S CATHOLIC HIGH/NM JUNIOR COLLEGE/UNLV/SACRAMENTO STATE)

SDSU Record: 6-1 (.857)
Conference Record: 11-9 (.550)

Quick Hits

- Enters the 2026-27 season with one year of eligibility.
- Given name is Jeremiah, but goes by Bear.

Trending

- Averages 9.5 points while shooting 61.9 percent (13-of-21) from the field with 5.3 rebounds, 1.3 assists and 3.8 blocks per game across four games at a neutral site with SDSU.
- In the last 18 games in which he has played a minimum of 15 minutes, he is averaging 13.2 points on 56.4 percent shooting from the field with 6.6 rebounds, 2.5 blocks and 1.1 assists.

As a 5th Year (2026-27 Season)

- Blocked four shots and scored 15 points with seven boards vs. Cal State Fullerton (11/3).
- Scored 15 points on six-of-seven shooting and blocked two shots against Bethune-Cookman (11/11).
- Made all six field goals and his free throw for a total of 13 points vs. Texas Southern (11/18).
- Had 11 points and seven rebounds against Iowa State (11/24).
- Vs. Maryland (11/26), Became the 13th different DI player since at least 1996-97 to record at least ten points, nine blocks, six rebounds and three steals in a game and the first since Lamar's David Muoka against Stephen F. Austin on February 27, 2021 as well as the first player to produce that stat line against a Power Five opponent since Massachusetts' Tony Gaffney against BOston College on December 6, 2008.

As a Senior at Sacramento State (2025-26 Season)

- Competed in the first six games before an injury ended his season.
- Was ranked No. 9 in the nation in blocks (14) and led the team in scoring (18.2 ppg) at the time of his injury.
- Posted three double doubles in six contests.

As a Junior at UNLV (2024-25 Season)

- One of four players to appear in all 33 contests while earning 32 starts.
- Led the team in rebounding (5.3), field goals (135) & field goal percentage (.627).
- Scored in double figures 15 times and the team was 10-5 in those games.
- First major college double double (24 pts/11 rebs) came in the season opener against Alabama State (11/4).
- Totaled two games with double-digit rebounds.

As a Sophomore at New Mexico Junior College (2023-24)

- Averaged 12.6 points and 5.8 board in just 16.7 minutes per game.
- In 32 appearances, all starts, he shot 62.0 percent from the field.
- The team reached the semifinal round of Region 5 playoffs.

As a Freshman at New Mexico Junior College (2022-23)

- Named the Freshman of the Year in the Western Junior College Athletic Conference.
- Averaged 11.0 points and 6.9 rebounds in 28 starts and 30 appearances.
- Shot 48.5 percent from the floor, including 20.0 percent from beyond the arc, and 61.5 percent from the line.

High School

- A 2022 graduate of Saint Mary's Catholic High School in Phoenix, Arizona.
- Won the state 4A championship as a junior.
- Earned first team All-Skyline Conference honors following his junior campaign after averaging 16.2 points and 11.3 rebounds per game.

2026-27 GAME-BY-GAME STATISTICS

Opponent	GS	MP	FG	3FG	FT	O-D-R	PF	TP	A	TO	S	B
CAL STATE FULLERTON	*	23	5-8	0-0	5-6	2-5-7	2	15	0	2	0	4
vs. Colorado	*	21	2-3	0-0	4-4	2-3-5	3	8	1	2	0	1
BETHUNE-COOKMAN	*	28	6-7	0-0	3-6	2-1-3	2	15	2	3	1	2
vs. New Mexico State	*	24	3-6	0-0	3-6	1-2-3	2	9	1	1	0	2
TEXAS SOUTHERN	*	14	6-6	0-0	1-1	2-2-4	1	13	1	1	1	0
vs. Iowa State	*	27	4-6	0-0	3-4	0-7-7	5	11	1	1	0	3
vs. Maryland	*	30	4-6	0-0	2-3	0-6-6	2	10	2	4	3	9
vs. Texas Tech												
UNLV												
MONTANA STATE												
vs. Brigham Young												
LIU												
at UCLA												
LIFE PACIFIC												
at Oregon State												
FRESNO STATE												
COLORADO STATE												
at Washington State												
TEXAS STATE												
at Boise State												
at Colorado State												
UTAH STATE												
GONZAGA												
at Texas State												
at Utah State												
WASHINGTON STATE												
OREGON STATE												
at Gonzaga												
at Fresno State												
BOISE STATE												

MISCELLANEOUS STATS/TEAM RECORD

Category	2026-27 Season Games	W/L	Career Games	W/L
Double-Figure Scoring	5	4-1	25	17-8
20-Point Games	0	0-0	3	1-2
10-Rebound Games	0	0-0	5	4-1
Double Doubles	0	0-0	4	4-0
Led TEAM in Scoring	0	0-0	5	4-1
Led TEAM in Rebounding	2	1-1	12	6-6
Led TEAM in Assists	0	0-0	1	0-1
One Turnover or Less	3	2-1	23	14-9

Consecutive Games	Current	Long
Consecutive Games Played	7	39
Without Fouling Out	1	27
Scoring A Point	13	39
At Least One Three-Pointer	-	1

CHERRY'S CAREER STATISTICS

+ - at UNLV ^ - at Sacramento State

Year	G-GS	Min.-Avg.	FG-FGA	Pct.	3P-3PA	Pct.	FT-FTA	Pct.	OR	DR	Reb	Avg.	PF-D	AT	TO	BS	ST	Pts	Avg.
24-25+	33-32	782-23.7	136-217	.627	0-0	.000	54-93	.581	45	129	174	5.3	77-2	23	44	50	7	326	9.9
25-26^	6-6	187-31.2	37-77	.481	1-8	.125	18-26	.692	10	39	49	8.2	17-0	10	22	14	4	93	15.5
26-27	7-7	168-24.0	30-42	.714	0-0	.000	21-30	.700	9	26	35	5.0	17-1	8	14	21	5	81	11.6
TOTAL	**46-45**	**1,136-24.7**	**203-336**	**.604**	**1-8**	**.125**	**93-149**	**.624**	**64**	**194**	**258**	**5.6**	**111-3**	**41**	**80**	**85**	**16**	**500**	**10.9**

GAME 1

San Diego State 102
Cal State Fullerton 78

Nov. 3, 2026 | San Diego, Calif.
Steve Fisher Court at Viejas Arena | Att: 10,677

SAN DIEGO – Tae Simmons recorded his first career double double as San Diego State cruised to a 102-78 victory against Cal State Fullerton on Tuesday night at Steve Fisher Court at Viejas Arena.

San Diego State (1-0) will look to keep up its winning ways when it plays on Saturday against Colorado in the Bill Walton Classic at 12:30 p.m. The event is being held at Pechanga Arena.

Cal State Fullerton (0-1) will try to bounce back when it heads to Vermillion, South Dakota, to face the South Dakota Coyotes at 11 a.m. on Saturday.

San Diego State jumped out to an early 8-2 lead, but the teams went back and forth until a 15-4 run by the Aztecs starting with 6:27 remaining in the first half turned the tide from a two-point Titan lead to a nine-point advantage for SDSU with 2:54 remaining in the half. San Diego State took a 54-43 lead into the locker room at halftime. Latrell Davis lit up the scoreboard with 18 of his 25 points coming in the opening 20 minutes.

The Aztecs went on an 11-0 run early in the second half to extend their lead to 19 points. The Titans pulled back within eight points with 15 minutes remaining before another Davis three started a 12-0 SDSU run that gave San Diego State an 81-61 advantage with 10:55 remaining. The Aztecs did not look back, maintaining a lead of at least 15 points for the rest of the game.

In addition to Simmons' 14 points, 11 rebounds double double, five other Aztecs scored in double figures. Davis led the way with his 25 points, and Bear Cherry and Elzie Harrington each scored 15. Isaiah Sy poured in a dozen points and Luca Vincini scored ten points. Cherry and Vincini each pulled down seven boards and Chance Gladden dished out eight assists. Cherry also blocked four shots on the defensive end.

Cal State Fullerton was led by Josh Ward's 22 points while Christian Williams and Matthew Willenborg each scored a dozen points and both Malcolm Bell and Bailey Nunn tallied 11.

San Diego State shot better from the field (48.5 percent to 40.6 percent), beyond the arc (34.8 percent to 21.9 percent) and the free throw line (82.4 percent to 62.5 percent). The Aztecs won the rebounding battle 50-28 including an 18-11 advantage on the offensive glass, which SDSU turned into a 27-4 lead in second chance points.

Tae Simmons had the eighth double double by an Aztec in a season opener in the Steve Fisher/Brian Dutcher era (since the start of 1999-2000).

Cal State Fullerton		FG	3FG	FT	R	F	TP	A	TO	S	B	MP
Willenborg	*	5-6	1-2	1-2	7	4	12	2	0	2	2	23
Ward	*	8-17	1-3	5-8	5	1	22	1	2	2	0	31
Williams	*	4-9	2-7	2-2	2	3	12	2	1	1	0	20
Bell	*	4-8	2-4	1-2	1	2	11	1	1	0	0	17
Stynes	*	0-3	0-3	0-0	2	4	0	2	1	0	0	21
Ponga		0-5	0-5	0-1	2	3	0	0	2	1	0	22
Nunn		3-9	1-5	4-4	0	4	11	0	1	0	0	27
Zeller		2-6	0-1	1-1	1	1	5	0	1	0	1	18
Reynolds		2-5	0-1	1-4	4	2	5	4	0	0	0	17
Howard Jr.		0-0	0-0	0-0	0	0	0	0	0	0	0	2
Beckett		0-1	0-1	0-0	0	1	0	0	0	0	0	2
TEAM					4				0			
Totals		**28-69**	**7-32**	**15-24**	**28**	**25**	**78**	**12**	**9**	**6**	**3**	**200**

San Diego State		FG	3FG	FT	R	F	TP	A	TO	S	B	MP
Simmons	*	6-11	0-0	2-3	11	2	14	1	1	2	0	22
Cherry	*	5-8	0-0	5-6	7	2	15	0	2	0	4	23
Gladden	*	1-5	0-2	2-2	2	1	4	8	4	1	1	31
Harrington	*	4-9	1-2	6-6	5	3	15	4	3	1	0	23
Davis	*	8-13	5-8	4-6	4	1	25	3	1	0	0	29
Sy		2-9	2-8	6-6	3	4	12	0	1	0	0	24
Vincini		5-6	0-0	0-0	7	3	10	3	1	0	1	16
Torresani		0-2	0-1	1-3	0	3	1	1	2	1	0	11
Skoric		2-5	0-2	2-2	3	2	6	0	0	1	0	18
Gonzales		0-0	0-0	0-0	0	0	0	0	0	0	0	1
Majak		0-0	0-0	0-0	0	0	0	0	0	0	0	1
TEAM					8				0			
Totals		**33-68**	**8-23**	**28-34**	**50**	**21**	**102**	**20**	**15**	**6**	**6**	**200**

Halftime: San Diego State 54, Cal State Fullerton 43. **FG%:** San Diego State 48.5, Cal State Fullerton 40.6. **3FG%:** San Diego State 34.8, Cal State Fullerton 21.9. **FT%:** San Diego State 82.4, Cal State Fullerton 62.5 **Officials:** Tony Padilla, Greg Nixon, Clarence Armstrong. **Technicals:** CSUF team (3:47, 1st).

GAME 2

San Diego State 77
Colorado 66

Nov. 7, 2026 | San Diego, Calif.
Pechanga Arena | Att: 3,432

SAN DIEGO – The San Diego State men's basketball team shot 48.9 percent from the floor, including 53.3 percent from long distance en route to a 77-66 win over the Colorado Buffaloes on Saturday afternoon at Pechanga Arena.

Chance Gladden led the Aztecs with 20 points and three assists. Latrell Davis reached double figures for the second straight contest finishing with 18.

Colorado scored the first bucket of the game and held that lead until Tae Simmons tied the game at 19:19 and Latrell Davis added a 3-pointers at 18:15 to take a 5-2 advantage. The Aztecs (2-0) never relinquished the lead again, building a game-high 18-point advantage with 5:08 to play in the first half and took a 35-17 lead into the intermission.

In the first 20 minutes, everything went the Aztecs' way on the defensive end. They limited CU to just 20.0 percent shooting and 17 points. It is the fewest points allowed in a first half, since the team held California to 18 at San Jose's SAP Center on December 21, 2024. SDSU forced seven turnovers, which it used to score six points, and outrebounded Colorado 24-17.

Offensively, the Aztecs used runs of 7-0, 8-0 and 9-0 in the first half to build its 35-17 lead after 20 minutes. They shot 42.9 percent from the field (9-of-21) and held the Buffaloes to just 6-of-30 which included 1-of-12 from long range to lead by 18 points at the break.

In the second half, Colorado came out of the locker room sizzling on a on a 12-2 run trimming the deficit to eight points, 37-29 with 16:11 to go. They shot 55.6 percent from the field, made 8-of-13 from beyond the arc, but would get no closer than those eight points in the 11-point Aztec victory.

The Buffaloes were paced by Barrington Hargress' 33 points game-high. He was the only Colorado player who reached double figures.

SDSU returns to action on The Mesa on Wednesday, November 15 at 2 p.m. PT, when it welcomes Bethune-Cookman to Steve Fisher Court at Viejas Arena.

Colorado		FG	3FG	FT	R	F	TP	A	TO	S	B	MP
Neely	*	0-3	0-0	5-9	4	5	5	2	2	2	0	22
Fedderson	*	0-0	0-0	1-2	5	4	1	0	2	2	1	32
Sanders	*	3-8	0-2	2-2	3	1	8	0	3	1	0	25
Holland	*	3-9	0-4	0-0	1	4	6	1	0	3	0	20
Hargress	*	11-20	5-8	6-6	2	3	33	2	2	1	0	35
Inman		2-9	2-8	0-0	4	2	6	1	3	1	0	28
Dickeson		2-6	2-3	0-0	6	3	6	1	0	2	0	21
Malual		0-0	0-0	1-4	1	0	1	1	1	0	1	11
Gomez		0-2	0-0	0-0	1	1	0	0	0	0	0	6
Jones		0-0	0-0	0-2	0	0	0	0	0	0	0	2
TEAM					0				0			
Totals		**21-57**	**9-25**	**15-25**	**27**	**23**	**66**	**8**	**13**	**12**	**2**	**200**

San Diego State		FG	3FG	FT	R	F	TP	A	TO	S	B	MP
Simmons	*	3-8	1-2	2-4	5	4	9	0	2	0	0	22
Cherry	*	2-3	0-0	4-4	5	3	8	1	2	0	1	21
Gladden	*	5-6	0-0	10-11	4	3	20	3	1	3	0	32
Harrington	*	3-7	0-1	2-2	3	1	8	2	5	1	2	33
Davis	*	6-12	4-6	2-4	1	1	18	1	2	1	0	34
Skoric		1-3	1-2	2-4	4	5	5	0	2	0	0	16
Sy		3-5	2-4	0-0	6	0	8	3	2	1	1	19
Vincini		0-2	0-0	1-2	7	2	1	0	2	1	1	18
Torresani		0-1	0-0	0-0	0	2	0	1	1	0	0	5
TEAM					3				1			
Totals		**23-47**	**8-15**	**23-31**	**38**	**21**	**77**	**11**	**20**	**7**	**5**	**200**

Halftime: San Diego State 35, Colorado 17. **FG%:** San Diego State 48.9, Colorado 36.8. **3FG%:** San Diego State 53.3, Colorado 36.0. **FT%:** San Diego State 74.2, Colorado 60.0 **Officials:** Marques Pettigrew, Eric Curry, Jason Garretson. **Technicals:** Hargress, CU (1:51, 1st).

GAME 3

San Diego State 88
Bethune-Cookman 75

Nov. 11, 2026 | San Diego, Calif.
Steve Fisher Court at Viejas Arena | Att: 10,124

SAN DIEGO – San Diego State Men's Basketball continued their winning ways securing their third straight victory and second win of the season on Steve Fisher Court inside Viejas Arena. The Aztecs defeated the Bethune-Cookman Wildcats by a final score of 88-75. It was the first time the two programs have faced off and with their victory, the Aztecs now own a 12-0 all-time record against the Southwestern Athletic Conference.

San Diego State would score first behind a pair of Elzie Harrington free throws. With just over 14 minutes in the first half the Wildcats kickstarted a 10-2 scoring run to take a 19-13 lead after the first ten minutes of action. The Aztecs responded with six consecutive points courtesy of sophomores Tae Simmons, Chance Gladden and Elzie Harrington to tie the game with eight minutes and 26 seconds left in the first frame of play.

The rest of the half was a back-and-forth affair with neither team able to separate from one another. The Aztecs carried a one-point lead into the break with freshman guard David Torresani converting a pair of free throws for the final points of the half for SDSU. Elzie Harrington led all first half scorers with 11 points while shooting 4-7 from the field. Isaiah Sy provided a spark off the bench with well rounded contributions. He led all players with five rebounds and four assists to just one first half turnover. San Diego State's offense was efficient from the floor shooting 56 percent as a team, but nine SDSU turnovers and eight offensive rebounds provided Bethune-Cookman enough extra possessions to keep the game tightly contested.

Both teams opened the second half quickly with the Wildcats converting a driving layup on their first possession. Harrington knocked down his second three point shot for the Aztec's first bucket of the half. SDSU was able to open up a seven-point lead with 16 minutes left in the game thanks to five unanswered points from Bear Cherry. Bethune-Cookman continued to rally, hitting three shots from behind the arc across a two-minute span to tie the game 53-53. From that point on SDSU would outscore the Wildcats 35-22 through the final buzzer. Latrell Davis led the way with eight points in the final 13:30 of the game. Isaiah Sy hit consecutive shots from behind the arc to keep momentum on the Aztec's sideline as well.

Davis led all scorers with a season high 26 points while shooting 73 percent from the floor. Elzie Harrington also controlled the offense dishing out a career best eight assists to go along with a season best 18 points. The sophomore also did not commit a single turnover in over 33 minutes of playing time. San Diego State's starting frontcourt of Tae Simmons and Bear Cherry combined to score 25 points on 11-13 shooting from the field. As a team San Diego State dominated the paint scoring 52 points compared to just 28 for Bethune-Cookman. Head coach Brian Dutcher's defense intensified in the second half holding their opponent to just 40 percent shooting. The offense caught fire shooting 80 percent from the floor and a blistering 71 percent from behind the arc in the second frame of the game. The teams exchanged free throws over the final 60 seconds before Simmons scored a layup with 12 seconds on the clock to seal the win.

Bethune-Cookman		FG	3FG	FT	R	F	TP	A	TO	S	B	MP
Johnson	*	5-12	3-6	0-0	4	2	13	1	1	1	3	0	36
Rouzan	*	6-11	1-1	0-0	4	4	13	2	1	1	0	23
Boskovic	*	0-4	0-3	0-0	1	0	0	3	1	0	0	23
Morris	*	3-9	1-1	6-6	1	3	13	1	0	2	0	22
Jordan	*	5-7	1-2	0-0	4	3	11	0	3	0	1	21
Ezuma		1-2	0-0	0-1	5	1	2	0	1	2	0	15
Heady		3-9	0-0	0-0	3	2	6	0	2	1	0	19
Jones		5-10	1-2	3-3	4	2	14	5	3	1	1	24
Teasley		1-5	1-4	0-0	0	0	3	0	0	1	0	17
TEAM					3				0			
Totals		**29-69**	**8-19**	**9-10**	**29**	**17**	**75**	**12**	**12**	**11**	**2**	**200**

San Diego State		FG	3FG	FT	R	F	TP	A	TO	S	B	MP
Simmons	*	5-6	0-0	0-1	5	1	10	0	0	2	0	28
Cherry	*	6-7	0-0	3-6	3	2	15	2	3	1	2	28
Gladden	*	2-5	0-2	5-7	3	1	9	3	2	1	0	28
Harrington	*	7-11	2-2	2-3	2	1	18	8	0	0	0	33
Davis	*	11-15	2-5	2-2	3	2	26	3	2	1	0	30
Skoric		0-1	0-1	0-0	1	2	0	0	1	0	0	12
Sy		3-4	2-3	0-0	7	0	8	4	2	0	0	24
Vincini		0-1	0-0	0-0	2	3	0	2	2	0	1	12
Torresani		0-0	0-0	2-2	0	0	0	0	3	0	0	4
TEAM					4				0			
Totals		**34-50**	**6-13**	**13-21**	**30**	**12**	**88**	**22**	**15**	**5**	**3**	**200**

Halftime: San Diego State 36, Bethune-Cookman 35. **FG%:** San Diego State 68.0, Bethune-Cookman 42.0. **3FG%:** San Diego State 46.2, Bethune-Cookman 42.1. **FT%:** Bethune-Cookman 90.0, San Diego State 66.7 **Officials:** Roger Ayers, Randy McCall, Deldre Carr. **Technicals:** Jordan, BCU (16:22, 2nd).

GAME 4

San Diego State 73
New Mexico State 61

Nov. 15, 2025 | Oceanside, Calif.
Frontwave Arena | Att.: 3,370

OCEANSIDE, Calif. – San Diego State men's basketball forced the New Mexico State Aggies into 23 turnovers and converted them into 25 points en route to a 73-61 victory at the Compete 4 Cause Classic at Frontwave Arena in Oceanside, Calif., on Sunday afternoon.

Isaiah Sy led the Aztecs (4-0) with 12 points, including a team high two 3-pointers and three steals. Latrell Davis had 11 points, all in the second half, a team-best five rebounds, as well as three assists. David Torresani finished with nine points, his best total of the season, and three steals to earn the game MVP, while Chance Gladden dished out a game-high seven assists.

The first half lacked any real flow as there were a combined 29 fouls and 31 free throw attempts. Several times in the opening stanza the Aztecs built as much as a six-point lead. But trailing by five, 25-20 with 4:38 to play, SDSU went on a 9-0 run over the succeeding 2:24, which included the first triple from Sy, to lead 29-25 with 2:14 to play. Luca Vincini scored at the buzzer and San Diego State led 35-29 at the intermission.

Torresani, who entered the game having yet to score from the field; all his points coming from the free throw line. He knocked down a 3-pointer, his first bucket of the season, at the 11:24 mark and had seven points at the break.

In the second half, the Aztecs took control. Their first double digit lead came off Sy's second 3-pointer, at 13:02, to give SDSU a 49-38 advantage. The Aggies cut the lead to nine on several occasions but could get no closer. Vincini's layup with 3:05 to play put the Scarlet and Black up by a game-high 15 points, 71-56, and from there they cruised to the 12-point victory.

The Aztecs held New Mexico State to 39.6 percent (19-of-48) shooting from the field; marking the second time this year and the 157th time under Coach Dutcher the team has limited an opponent to less than 40.0 percent from the floor. San Diego State is 140-17 in those contests.

DJ Dudley led New Mexico State (1-3) with 18 points, among three Aggies who scored in double figures.

San Diego State returns to action on Wednesday, November 18 when it hosts Texas Southern at Steve Fisher Court at Viejas Arena. Tip is scheduled for 7 p.m. PT and the game will be broadcast on the Pac-12 YouTube channel.

New Mexico State		FG	3FG	FT	R	F	TP	A	TO	S	B	MP
Osborne	*	2-5	1-2	0-0	7	5	5	0	2	1	0	29
Lavrenov	*	1-6	0-2	2-2	4	3	4	0	1	0	0	28
Diongue	*	1-1	0-0	0-0	4	2	2	0	2	0	1	23
Dudley	*	7-16	2-7	2-2	4	3	18	3	4	0	0	35
Washington	*	4-8	3-7	6-6	5	2	17	2	7	0	0	34
Robinson		4-10	1-4	6-6	4	3	15	1	1	1	0	14
Pickens		0-0	0-0	0-0	0	1	0	0	1	0	0	7
Levillain		0-1	0-0	0-0	0	3	0	0	1	0	0	6
Smith		0-0	0-0	0-0	1	2	0	0	0	0	0	11
Woodson		0-1	0-1	0-1	2	3	0	0	1	1	0	11
Deffebaugh		0-0	0-0	0-0	0	0	0	0	0	0	0	1
TEAM					3				3			
Totals		**19-48**	**4-23**	**16-17**	**34**	**27**	**61**	**6**	**23**	**3**	**1**	**200**

San Diego State		FG	3FG	FT	R	F	TP	A	TO	S	B	MP
Simmons	*	4-8	0-0	1-2	1	2	9	1	0	1	0	17
Cherry	*	3-6	0-0	3-6	3	2	9	1	1	0	2	24
Gladden	*	2-6	0-1	0-0	2	3	4	7	0	1	0	25
Harrington	*	2-4	0-2	4-4	1	1	8	4	1	1	1	31
Davis	*	3-7	0-3	5-7	5	4	11	3	1	0	0	20
Skoric		1-6	1-5	0-2	2	2	3	0	0	1	0	15
Sy		4-9	2-7	2-2	2	0	12	1	3	3	0	20
Torresani		2-3	1-2	4-4	1	1	9	1	0	3	0	18
Vincini		3-3	0-0	2-5	4	2	8	0	0	0	1	16
White		0-4	0-3	0-0	2	2	0	0	0	0	0	14
TEAM					2				0			
Totals		**24-56**	**4-23**	**21-32**	**25**	**19**	**73**	**18**	**6**	**10**	**4**	**200**

Halftime: San Diego State 35, New Mexico State 29. **FG%:** San Diego State 42.9, New Mexico State 39.6. **3FG%:** New Mexico State 30.4, San Diego State 17.4. **FT%:** New Mexico State 94.1, San Diego State 65.6 **Officials:** Deldre Carr, Chance Moore, Chris Pacsi. **Technicals:** Simmons, SDSU (12:11, 1st); Washington, NMSU (3:43, 1st).

GAME 5

San Diego State 97
Texas Southern 51

Nov. 18, 2025 | San Diego, Calif.
Steve Fisher Court at Viejas Arena | Att.: 10,501

SAN DIEGO – Six Aztecs scored in double figures, equaling a season-best, as San Diego State crushed the Texas Southern Tigers, 97-51, on Wednesday evening at Steve Fisher Court at Viejas Arena.

Latrell Davis led the Scarlet and Black with 20 points marking the second time this season and 11th in his career that he has scored at least 20 in a game. Bear Cherry had 13 points on 6-of-6 shooting to go along with four rebounds, an assist, and a steal.

Tae Simmons and Chance Gladden each finished with 12 points. Simmons did it with a 5-of-5 shooting performance and pulled down eight boards to go along with three assists, two steals and a pair of blocks. Gladden was 4-of-5 from the field, including 3-of-4 from long distance.

Isaiah Sy knocked down three triples and matched Simmons with a team-high eight boards, an assist and two steals while totaling 11 points. Luka Skoric reached double figures for the first time as an Aztec going 3-of-4 from beyond the arc and adding four rebounds and two assists.

San Diego State (5-0) came out on fire, after missing its first shot, the team his five straight and led 11-2 just under three minutes into the game. By the first media timeout at 15:16, the Aztecs had made 8-of-10 from the floor and led 18-6.

SDSU used runs of 11-0 to start the game, 9-0, 8-0, 7-0 and 6-0 in the first half to open a 57-23 lead at the break. It was the fourth time since at least the start of the 1996-97 season that San Diego State had built at least 34-point margin at the break and the second time against Texas Southern. The Aztecs were up on the Tigers 48-13 in the last matchup; the season opener of the 2019-20 campaign.

Cherry, Davis and Skoric each reached double figures in the first half as the Scarlet and Black shot 52.6 percent (20-of-38) from the field, 44.4 percent (8-of-18) from distance, and 69.2 percent (9-of-13) from the line, while limiting Texas Southern to 25.0 percent (7-of-28) from the field, including 14.3 percent (1-of-7) from the bonus distance, but were a perfect 8-of-8 from the line.

The second half was more of the same. SDSU shot 51.9 percent from the field, including 62.5 percent from beyond the arc and 62.5 percent from the charity stripe. For the game, San Diego State was 34-of-65 from the field (52.3 percent), 15-of-33 from the bonus distance (45.5 percent) and 14-of-21 from the line (66.7 percent). While Texas Southern was just 16-55 (29.1 percent) from the field, 2-of-17 (11.8 percent) from 3-point land, and made 17-of-19 (89.5 percent) from the line.

SDSU totaled 25 assists on 34 made baskets, led by Elzie Harington's six and David Torresani's five, while four other Aztecs also finished with multiple dimes. The Scarlet and Black out rebounded Texas Southern (1-5) 42-to-30 and for the second straight game had fewer than 10 turnovers: finishing the game with eight.

Texas Southern		FG	3FG	FT	R	F	TP	A	TO	S	B	MP
Yungo	*	2-7	0-2	8-8	11	2	12	0	3	0	0	37
Wedlow	*	4-7	0-0	2-2	1	3	10	0	1	0	1	21
Kimbrough Jr.	*	0-5	0-2	2-2	0	5	2	3	3	0	0	19
Bilal	*	8-22	1-7	5-5	1	0	22	0	4	0	0	39
Farooq	*	0-4	0-0	0-0	5	1	0	1	1	2	0	31
Sayed		0-4	0-2	0-0	4	2	0	1	2	1	0	20
Abdelrahman		1-3	1-3	0-0	1	2	3	0	1	0	0	22
Lewis		1-3	0-1	0-2	4	3	2	0	1	1	1	11
TEAM					3				0			
Totals		**16-55**	**2-17**	**17-19**	**30**	**18**	**51**	**5**	**16**	**4**	**2**	**200**

San Diego State		FG	3FG	FT	R	F	TP	A	TO	S	B	MP
Simmons	*	5-5	0-0	2-2	8	1	12	3	1	2	2	21
Cherry	*	6-6	0-0	1-1	4	1	13	1	1	1	0	14
Gladden	*	4-5	3-4	1-2	0	0	12	1	0	1	0	16
Harrington	*	2-6	0-1	0-0	1	2	4	6	0	0	0	20
Davis	*	6-12	5-9	3-4	2	0	20	3	1	0	0	19
Vincini		1-2	0-0	2-5	6	1	4	2	0	0	1	15
Torresani		2-8	0-4	2-3	4	1	6	5	1	5	0	22
Sy		4-10	3-8	0-0	8	2	11	1	2	2	0	21
Skoric		3-5	3-4	1-2	4	3	10	2	1	0	0	19
White		1-3	1-1	2-2	1	2	5	1	0	1	1	18
Majak		0-1	0-0	0-0	0	4	0	0	1	0	0	8
Gonzales		0-2	0-2	0-0	0	0	0	0	0	1	0	3
Cornelius		0-0	0-0	0-0	0	0	0	0	0	0	0	3
TEAM					4				0			
Totals		**34-65**	**15-33**	**14-21**	**42**	**17**	**97**	**25**	**8**	**13**	**4**	**200**

Halftime: San Diego State 57, Texas Southern 23. **FG%:** San Diego State 52.3, Texas Southern 29.1. **3FG%:** San Diego State 45.5, Texas Southern 11.8. **FT%:** Texas Southern 89.5, San Diego State 66.7 **Officials:** Justin Shamion, Martin Cichocki, John St. Clair. **Technicals:** Cherry, SDSU (17:07, 1st).

GAME 6

Iowa State 81
San Diego State 68

Nov. 24, 2026 | Las Vegas, Nev.
Michelob ULTRA Arena | Att.: 4,447

LAS VEGAS – Three Aztecs scored in double figures led by Latrell Davis's 20 points, but the San Diego State men's basketball team came up on the short end of an 81-68 result against Iowa State on Tuesday afternoon at Players Era 16 at Michelob ULTRA Arena in Las Vegas.

It was Davis's fourth 20-point effort in six games this year. He also added six rebounds, an assist and two steals. Elzie Harrington finished with 13 points to go along with two assists, and a block while Bear Cherry had 11 points, a team-high seven rebounds, an assist and three blocks. Chance Gladden dished out a game-high seven assists, grabbed three rebounds and one steal to go along with five points. Tae Simmons recorded a career-best four steals and pulled down four rebounds as well as totaling seven points.

The game was a near statistical draw with both teams going 20-of-26 from the line. SDSU hit six 3-pointers to Iowa State's seven. The Cyclones finished with 39 rebounds, 15 on the offensive glass, to San Diego State's 37 total boards, 14 on the offensive end. The Aztecs totaled 14 assists while Iowa State had 15. The one major difference was in shooting percentage. San Diego State was 21-of-56 from the field (37.5 percent) to Iowa State's 27-of-61 (44.3 percent).

SDSU made 5-of-7 from the floor to start the game but then missed four straight, while Iowa State was 1-of-4 to start and then hit six of its next eight shots. The Cyclones used a 10-0 run over 2:59 to turn a 10-7 deficit into a 17-10 lead with 12:06 to go in the first half and never trailed again.

San Diego State's inside presence was bothered by foul trouble all game. Tae Simmons picked up two quick fouls in the first five minutes, sat for the next 10, and when he was reinserted at the 4:29 mark, was hit with his third foul 19 seconds later and was forced back to the bench for the remainder of the opening stanza. Cherry picked up one foul in the first half but was whistled for four more in the second half. Luca Vincini finished with four, getting whistled for two in each half.

Iowa State took advantage of the situation, outscoring the Aztecs 40-to-22 in the paint and 15-to-8 in second chance opportunities.

Despite the foul issues, SDSU (5-1), which was down by as many as 14 points, 39-25 with 3:16 to go before the break, finished with a 9-2 flurry to head into the locker room down just seven, 41-34.

The Scarlet and Black cut the deficit to two points, 44-42 at the 16:59 mark and its was 63-55 with 8:35 on the clock, but Iowa State (4-1) pried the lead back to double digits and had a game-high 15-point advantage, 76-61, with three minutes to play on their way to the 13-point win.

The Cyclones offense was paced by four players in double figures led by 22 points from Tre Singleton.

The Aztecs return to action at Players Era 16 on Thursday against Maryland. The game is scheduled to tip at 10 a.m. PT and will be broadcast on ESPN.

San Diego State		FG	3FG	FT	R	F	TP	A	TO	S	B	MP
Simmons	*	3-7	0-0	1-2	4	4	7	0	3	4	0	18
Cherry	*	4-6	0-0	3-4	7	5	11	1	1	0	3	27
Gladden	*	1-4	1-4	2-2	3	2	5	7	2	1	0	29
Harrington	*	5-12	1-4	2-2	1	2	13	2	3	0	1	30
Davis	*	6-16	3-11	5-5	6	1	20	1	4	2	0	36
Skoric		0-4	0-2	4-5	2	1	4	0	1	0	0	22
Sy		2-6	1-5	2-3	2	3	7	1	0	0	0	17
Torresani		0-0	0-0	0-0	0	0	0	1	2	0	0	5
Vincini		0-1	0-0	1-2	3	4	1	1	0	0	1	13
White		0-0	0-0	0-1	1	0	0	0	1	0	0	3
TEAM					8				1			
Totals		**21-56**	**6-26**	**20-26**	**37**	**22**	**68**	**14**	**18**	**7**	**5**	**200**

Iowa State		FG	3FG	FT	R	F	TP	A	TO	S	B	MP
Singleton	*	7-10	1-2	7-10	5	2	22	2	1	2	1	36
Pleta	*	2-6	0-0	0-0	10	3	4	1	1	2	0	23
Lipsey	*	2-8	1-2	2-2	4	1	7	6	2	1	0	31
Prather Jr.	*	4-8	3-7	5-5	4	2	16	4	2	0	0	34
Johnson	*	4-13	0-6	4-6	4	2	12	1	3	1	0	21
Manning		1-1	0-0	2-3	3	4	4	0	0	0	0	10
Buchanan		2-4	0-0	0-0	3	4	4	0	0	1	0	19
Batemon		5-11	2-8	0-0	3	3	12	1	1	3	1	23
Bond III		0-0	0-0	0-0	0	2	0	0	2	0	0	4
TEAM					3				0			
Totals		**27-61**	**7-25**	**20-26**	**39**	**23**	**81**	**15**	**12**	**10**	**2**	**200**

Halftime: Iowa State 41, San Diego State 34. **FG%:** Iowa State 44.3, San Diego State 37.5. **3FG%:** Iowa State 28.0, San Diego State 23.1. **FT%:** San Diego State 76.9, Iowa State 76.9 **Officials:** Marques Pettigrew, Raymond Natili, Chris Pacsi. **Technicals:** None.

GAME 7

San Diego State 75
Maryland 71

Nov. 26, 2026 | Las Vegas, Nev.
Michelob ULTRA Arena | Att.: 2,525

LAS VEGAS – Bear Cherry swatted a program record nine Maryland shots and six Aztecs scored in double figures as the San Diego State men's basketball team defeated the Terrapins 75-71 on Thursday morning in its second game at the 2026 Players Era at Michelob ULTRA Arena in Las Vegas.

Cherry eclipsed the previous single game high of seven, which was accomplished three times; by Skylar Spencer (vs. West Virginia on Nov. 27, 2015), Marty Dow (vs. U.S. International on Feb. 27, 1991) and Leonard Allen (vs. Cal State Los Angeles on Dec. 8, 1981).

Cherry is the 13th different Division I player, since at least 1996-97, to record at least ten points, nine blocks, six rebounds and three steals in a game and the first since Lamar's David Muoka against Stephen F. Austin on February 27, 2021. The last player to produce that stat line against a Power Conference opponent was Massachusetts' Tony Gaffney on December 6, 2008, against Boston College.

Every Aztec who scored in the game finished in double figures. The offense was paced by 16 points from Latrell Davis, who had six rebounds and added a steal and an assist. Tae Simmons matched his career high with 15 points, grabbed four boards to go along with a pair of steals and an assist.

Elzie Harrington and Chance Gladden scored 12 points apiece with Harrington totaling five rebounds and a team-high three assists while Gladden added an assist, steal and rebound.

Isaiah Sy and Cherry each had 10 points. Sy grabbed three boards and knocked down a pair of three-pointers while Cherry matched the team lead with six rebounds and finished with two assists, three steals and nine blocks.

Maryland missed its first 12 shots from the field, including three 3-pointers, and had three more blocked before scoring its first points, a pair of free throws, at 16:48, but SDSU was up just 5-2. The Aztecs got their offense rolling and took a 10-point advantage 16-6 on a Davis 3-pointer with 10:03 to play before halftime. It would be the largest lead of the game for either team and SDSU had a three-point gap, 34-31 at the break.

The Scarlet and Black pushed its lead to eight points, 41-33 with 17:34 to go in the game, but a 14-4 run by the Terrapins on the next 3:57 gave Maryland a 47-45 advantage with 13:37 on the clock.

Maryland would build its biggest lead of the contest, seven points, 55-48 with 10:44 to play and later, SDSU found itself down 65-59 with 4:52 to play. From that point on, SDSU outscored the Terrapins 16-to-6, with Simmons scoring 12 of his 15 points to lead the team to the four-point victory.

San Diego State outshot Maryland 44.0 percent to 35.0 percent for the game, won the battle on the boards 36-to-33, and made more free throws, 25, than the Terrapins attempted, 21.

Maryland was paced by 22 points from Mike McNair Jr. It's front line of Pharrel Payne and Tomislav Buljan, who came into the game averaging a combined 25.7 points on 63.3 percent shooting and 14.5 rebounds finished the game with one point on 1-of 8 shooting (12.5 percent) and seven rebounds combined.

Maryland		FG	3FG	FT	R	F	TP	A	TO	S	B	MP
Payne	*	1-6	0-0	6-6	4	3	8	0	2	1	1	29
Buljan	*	0-2	0-1	1-2	3	3	1	1	1	1	0	14
Wagner	*	5-9	2-3	0-3	7	3	12	3	3	3	0	35
Mills	*	2-8	1-5	2-2	1	0	7	2	2	1	0	15
McNair, Jr.	*	6-13	6-11	4-4	2	3	22	0	1	2	0	27
House		3-9	2-2	4-4	4	4	12	2	3	2	0	30
Oladotun		2-6	0-2	0-0	2	2	4	3	2	0	1	24
Jennings		1-1	0-0	0-0	1	0	2	0	0	0	0	5
Boswell		1-4	1-3	0-0	4	1	3	3	0	0	0	17
Brown		0-2	0-2	0-0	0	1	0	0	0	0	0	5
TEAM					5				0			
Totals		**21-60**	**12-29**	**17-21**	**33**	**20**	**71**	**14**	**14**	**10**	**2**	**200**

San Diego State		FG	3FG	FT	R	F	TP	A	TO	S	B	MP
Simmons	*	4-5	0-0	7-7	4	4	15	1	0	2	0	17
Cherry	*	4-6	0-0	2-3	6	2	10	2	4	3	9	30
Gladden	*	3-8	1-5	5-6	1	1	12	1	2	1	1	33
Harrington	*	4-10	2-3	2-2	5	2	12	3	3	0	1	29
Davis	*	4-11	1-4	7-8	6	1	16	1	3	1	0	28
Vincini		0-1	0-0	0-0	3	4	0	0	1	1	0	10
Skoric		0-1	0-0	0-0	1	4	0	0	0	0	0	9
Sy		3-6	2-5	2-3	3	1	10	0	1	0	0	22
Torresani		0-1	0-0	0-0	2	0	0	2	2	1	0	9
White		0-1	0-1	0-0	0	0	0	0	0	0	0	13
TEAM					5				0			
Totals		**22-50**	**6-18**	**25-29**	**36**	**19**	**75**	**10**	**16**	**9**	**11**	**200**

Halftime: San Diego State 34, Maryland 31. **FG%:** San Diego State 44.0, Maryland 35.0. **3FG%:** Maryland 41.4, San Diego State 33.3. **FT%:** San Diego State 86.2, Maryland 81.0
Officials: Tony Padilla, Earl Watson, Mike Littlewood. **Technicals: None**.

SAN DIEGO STATE SCHEDULE/RESULTS

Record: 6-1 (Home: 3-0, Away: 0-0, Neutral: 3-1)
Pac-12: 0-0 (Home: 0-0, Away: 0-0)

Date	SDSU NR	Opponent	SDSU Result	W-L	Record	P12	San Diego State High Scorer	Rebounder	Assists	Attendance
Nov. 3		CAL STATE FULLERTON	W 102-78	W1	1-0		Davis - 25	Simmons - 11	Gladden - 8	10,677
Nov. 7		#vs. Colorado	W 77-66	W2	2-0		Gladden - 20	Vincini - 7	Gladden, Sy - 3	3,432
Nov. 11		BETHUNE-COOKMAN	W 88-75	W3	3-0		Davis - 26	Sy - 7	Harrington - 8	10,124
Nov. 15		!vs. New Mexico State	W 73-61	W4	4-0		Sy - 12	Davis - 5	Gladden - 7	3,370
Nov. 18		TEXAS SOUTHERN	W 97-51	W5	5-0		Davis - 20	Simmons, Sy - 8	Harrington - 6	10,501
Nov. 24		^vs. Iowa State	L 68-81	L1	5-1		Davis - 20	Cherry - 7	Gladden - 7	4,447
Nov. 26		^vs. Maryland	W 75-71	W1	6-1		Davis - 16	Cherry, Davis - 6	Harrington - 3	2,525
Nov. 27		^vs. Texas Tech								
Dec. 5		vs. UNLV								
Dec. 11		vs. MONTANA STATE								
Dec. 19		Svs. Brigham Young								
Dec. 22		LIU								
Dec. 29		at UCLA								
Dec. 31		LIFE PACIFIC								
Jan. 5		*at Oregon State								
Jan. 9		*FRESNO STATE								
Jan. 14		*COLORADO STATE								
Jan. 17		*at Washington State								
Jan. 20		*TEXAS STATE								
Jan. 23		*at Boise State								
Jan. 30		*at Colorado State								
Feb. 4		*UTAH STATE								
Feb. 6		*GONZAGA								
Feb. 11		*at Texas State								
Feb. 17		*at Utah State								
Feb. 20		*WASHINGTON STATE								
Feb. 25		*OREGON STATE								
Feb. 27		*at Gonzaga								
March 3		*at Fresno State								
March 6		*BOISE STATE								

Caps denotes home game. # - Bill Walton Classic (San Diego, Calif.). ! - Compete 4 Cancer Classic (Frontwave Arena, Oceanside, Calif.). ^ - Players Era (Las Vegas, Nev.). S - Acrisure Series (Palm Desert, Calif.). * - Pac-12 Game. + - Pac-12 Men's Basketball Championship (Las Vegas, Nevada). SDSU NR - San Diego State national ranking (Associated Press and USA Today coaches polls at game time). Time to the right of opponent name indicates time remaining on a game-winning shot.

Record/Attendance Summary

	G	W-L	Total	Average	High
Home	3	3-0	31,302	10,434	10,677 vs. Cal State Fullerton (Nov. 3)
Pac-12					
Away					
Pac-12					
Neutral	4	3-1	13,774	3,444	3,432 vs. Colorado (Nov. 7)
Total	7	6-1	45,076	6,439	10,677 vs. Cal State Fullerton (Nov. 3)
Pac-12					

Win/Loss Margin

	1	2	3	4	5	6	7	8	9	10	11	12	13	14	15	16	17	18	19	20	24	27	28	32	34	46	=<3	=<5	=<10
Win				1							1	1	1								1					1			
Loss													1																

SEASON STATISTICS

Record: 6-1 (Home: 3-0, Away: 0-0, Neutral:3-1)

						TOTAL			3-PTS						REBOUNDS										
No.	**Player**	**GP**	**GS**	**Min**	**Avg**	**FG**	**FGA**	**Pct**	**3FG**	**FGA**	**Pct**	**FT**	**FTA**	**Pct**	**Off**	**Def**	**Tot**	**Avg**	**PF**	**FO**	**A**	**TO**	**Blk**	**Stl**	**Pts**	**Avg**
05	DAVIS, Latrell	7	7	196	28.0	44	86	.512	20	46	.435	28	36	.778	5	22	27	3.9	10	0	15	14	0	5	136	19.4
45	CHERRY, Bear	7	7	168	24.0	30	42	.714	0	0	.000	21	30	.700	9	26	35	5.0	17	1	8	14	21	5	81	11.6
03	HARRINGTON, Elzie	7	7	200	28.6	27	59	.458	6	15	.400	18	19	.947	4	14	18	2.6	12	0	29	15	5	3	78	11.1
08	SIMMONS, Tae	7	7	146	20.9	30	50	.600	1	2	.500	15	21	.714	15	23	38	5.4	18	0	6	7	2	13	76	10.9
13	SY, Isaiah	7	0	146	20.9	21	49	.429	14	40	.350	12	14	.857	4	27	31	4.4	10	0	10	11	1	6	68	9.7
02	GLADDEN, Chance	7	7	193	27.6	18	39	.462	5	18	.278	25	30	.833	1	14	15	2.1	11	0	30	11	2	9	66	9.4
07	SKORIC, Luka	7	0	112	16.0	7	25	.280	5	16	.313	9	15	.600	7	10	17	2.4	19	1	2	5	0	2	28	4.0
18	VINCINI, Luca	7	0	99	14.1	9	16	.563	0	0	.000	6	14	.429	13	19	32	4.6	19	0	8	6	6	2	24	3.4
00	TORRESANI, David	7	0	73	10.4	4	15	.267	1	7	.143	9	12	.750	2	5	7	1.0	7	0	11	11	0	10	18	2.6
04	WHITE, Zach	4	0	51	12.8	1	8	.125	1	5	.200	2	3	.667	2	2	4	1.0	4	0	1	1	1	1	5	1.3
09	GONZALES, Raymar	2	0	4	2.0	0	2	.000	0	2	.000	0	0	.000	0	0	0	0.0	0	0	0	0	0	1	0	0.0
23	CORNELIUS, Cooper	1	0	3	3.0	0	0	.000	0	0	.000	0	0	.000	0	0	0	0.0	0	0	0	0	0	0	0	0.0
33	MAJAK, Thokbor	2	0	9	4.5	0	1	.000	0	0	.000	0	0	.000	0	0	0	0.0	4	0	0	1	0	0	0	0.0
	TEAM														18	16	34	4.9	0			2			0	
SAN DIEGO STATE		**7**				**191**	**392**	**.487**	**53**	**151**	**.351**	**145**	**194**	**.747**	**80**	**178**	**258**	**36.9**	**131**	**2**	**120**	**98**	**38**	**57**	**580**	**82.9**
OPPONENTS		**7**				**161**	**419**	**.384**	**52**	**170**	**.306**	**109**	**142**	**.768**	**84**	**136**	**220**	**31.4**	**153**	**3**	**72**	**99**	**14**	**56**	**483**	**69.0**

SCORE BY PERIODS:	**1st**	**2nd**	**Total**
SAN DIEGO STATE	285	295	-580
OPPONENTS	219	264	-483

HOME/AWAY STATISTICS

Home: 3-0

						TOTAL			3-PTS						REBOUNDS										
No.	Player	GP	GS	Min	Avg	FG	FGA	Pct	3FG	FGA	Pct	FT	FTA	Pct	Off	Def	Tot	Avg	PF	FO	A	TO	Blk	Stl	Pts	Avg
05	DAVIS, Latrell	3	3	79	26.3	25	40	.625	12	22	.545	9	12	.750	1	8	9	3.0	3	0	9	4	0	1	71	23.7
45	CHERRY, Bear	3	3	66	22.0	17	21	.810	0	0	.000	9	13	.692	6	8	14	4.7	5	0	3	6	6	2	43	14.3
03	HARRINGTON, Elzie	3	3	78	26.0	13	26	.500	3	5	.600	8	9	.889	2	6	8	2.7	6	0	18	3	0	1	37	12.3
08	SIMMONS, Tae	3	3	71	23.7	16	22	.727	0	0	.000	4	6	.667	9	15	24	8.0	4	0	4	2	2	6	36	12.0
13	SY, Isaiah	3	0	68	22.7	9	23	.391	7	19	.368	6	6	1.000	3	15	18	6.0	6	0	5	5	0	2	31	10.3
02	GLADDEN, Chance	3	3	75	25.0	7	15	.467	3	8	.375	8	11	.727	1	4	5	1.7	2	0	12	6	1	3	25	8.3
07	SKORIC, Luka	3	0	49	16.3	5	11	.455	3	7	.429	3	4	.750	4	4	8	2.7	7	0	2	2	0	1	16	5.3
04	WHITE, Zach	1	0	19	19.0	1	3	.333	1	1	1.000	2	2	1.000	0	1	1	1.0	2	0	1	0	1	1	5	5.0
18	VINCINI, Luca	3	0	43	14.3	6	9	.667	0	0	.000	2	5	.400	5	10	15	5.0	7	0	7	3	3	0	14	4.7
00	TORRESANI, David	3	0	36	12.0	2	10	.200	0	5	.000	5	8	.625	1	3	4	1.3	4	0	6	6	0	6	9	3.0
33	MAJAK, Thokbor	2	0	9	4.5	0	1	.000	0	0	.000	0	0	.000	0	0	0	0.0	4	0	0	1	0	0	0	0.0
10	CORNELIUS, Cooper	1	0	3	3.0	0	0	.000	0	0	.000	0	0	.000	0	0	0	0.0	0	0	0	0	0	0	0	0.0
09	GONZALES, Raymar	2	0	4	2.0	0	2	.000	0	2	.000	0	0	.000	0	0	0	0.0	0	0	0	0	0	1	0	0.0
	TEAM														8	8	16	5.3	0			0			0	
SAN DIEGO STATE		**3**				**101**	**183**	**.552**	**29**	**69**	**.420**	**56**	**76**	**.737**	**40**	**82**	**122**	**40.7**	**50**	**0**	**67**	**38**	**13**	**24**	**287**	**95.7**
OPPONENTS		**3**				**73**	**193**	**.378**	**17**	**68**	**.250**	**41**	**53**	**.774**	**38**	**49**	**87**	**29.0**	**60**	**1**	**29**	**37**	**7**	**21**	**204**	**68.0**

SCORE BY PERIODS:	1st	2nd	Total
SAN DIEGO STATE	147	140	-287
OPPONENTS	101	103	-204

Away/Neutral: 3-1 (Away: 0-0, Neutral: 3-1)

						TOTAL			3-PTS						REBOUNDS										
No.	Player	GP	GS	Min	Avg	FG	FGA	Pct	3FG	FGA	Pct	FT	FTA	Pct	Off	Def	Tot	Avg	PF	FO	A	TO	Blk	Stl	Pts	Avg
05	DAVIS, Latrell	4	4	117	29.3	19	46	.413	8	24	.333	19	24	.792	4	14	18	4.5	7	0	6	10	0	4	65	16.3
02	GLADDEN, Chance	4	4	118	29.5	11	24	.458	2	10	.200	17	19	.895	0	10	10	2.5	9	0	18	5	1	6	41	10.3
03	HARRINGTON, Elzie	4	4	122	30.5	14	33	.424	3	10	.300	10	10	1.000	2	8	10	2.5	6	0	11	12	5	2	41	10.3
08	SIMMONS, Tae	4	4	75	18.8	14	28	.500	1	2	.500	11	15	.733	6	8	14	3.5	14	0	2	5	0	7	40	10.0
45	CHERRY, Bear	4	4	102	25.5	13	21	.619	0	0	.000	12	17	.706	3	18	21	5.3	12	1	5	8	15	3	38	9.5
13	SY, Isaiah	4	0	78	19.5	12	26	.462	7	21	.333	6	8	.750	1	12	13	3.3	4	0	5	6	1	4	37	9.3
07	SKORIC, Luka	4	0	63	15.8	2	14	.143	2	9	.222	6	11	.545	3	6	9	2.3	12	1	0	3	0	1	12	3.0
18	VINCINI, Luca	4	0	56	14.0	3	7	.429	0	0	.000	4	9	.444	8	9	17	4.3	12	0	1	3	3	2	10	2.5
00	TORRESANI, David	4	0	37	9.3	2	5	.400	1	2	.500	4	4	1.000	1	2	3	0.8	3	0	5	5	0	4	9	2.3
04	WHITE, Zach	3	0	32	10.7	0	5	.000	0	4	.000	0	1	.000	2	1	3	1.0	2	0	0	1	0	0	0	0.0
	TEAM														10	8	18	4.5	0			2			0	
SAN DIEGO STATE		**4**				**90**	**209**	**.431**	**24**	**82**	**.293**	**89**	**118**	**.754**	**40**	**96**	**136**	**34.0**	**81**	**2**	**53**	**60**	**25**	**33**	**293**	**73.2**
OPPONENTS		**4**				**88**	**226**	**.389**	**35**	**102**	**.343**	**68**	**89**	**.764**	**46**	**87**	**133**	**33.2**	**93**	**2**	**43**	**62**	**7**	**35**	**279**	**69.8**

SCORE BY PERIODS:	1st	2nd	Total
SAN DIEGO STATE	138	155	-293
OPPONENTS	118	161	-279

WIN/LOSS STATISTICS

Wins: 6

						TOTAL			3-PTS						REBOUNDS										
No.	Player	GP	GS	Min	Avg	FG	FGA	Pct	3FG	FGA	Pct	FT	FTA	Pct	Off	Def	Tot	Avg	PF	FO	A	TO	Blk	Stl	Pts	Avg
05	DAVIS, Latrell	6	6	160	26.7	38	70	.543	17	35	.486	23	31	.742	4	17	21	3.5	9	0	14	10	0	3	116	19.3
45	CHERRY, Bear	6	6	141	23.5	26	36	.722	0	0	.000	18	26	.692	9	19	28	4.7	12	0	7	13	18	5	70	11.7
08	SIMMONS, Tae	6	6	128	21.3	27	43	.628	1	2	.500	14	19	.737	13	21	34	5.7	14	0	6	4	2	9	69	11.5
03	HARRINGTON, Elzie	6	6	170	28.3	22	47	.468	5	11	.455	16	17	.941	3	14	17	2.8	10	0	27	12	4	3	65	10.8
02	GLADDEN, Chance	6	6	164	27.3	17	35	.486	4	14	.286	23	28	.821	1	11	12	2.0	9	0	23	9	2	8	61	10.2
13	SY, Isaiah	6	0	129	21.5	19	43	.442	13	35	.371	10	11	.909	4	25	29	4.8	7	0	9	11	1	6	61	10.2
07	SKORIC, Luka	6	0	90	15.0	7	21	.333	5	14	.357	5	10	.500	5	10	15	2.5	18	1	2	4	0	2	24	4.0
18	VINCINI, Luca	6	0	87	14.5	9	15	.600	0	0	.000	5	12	.417	12	17	29	4.8	15	0	7	6	5	2	23	3.8
00	TORRESANI, David	6	0	68	11.3	4	15	.267	1	7	.143	9	12	.750	2	5	7	1.2	7	0	10	9	0	10	18	3.0
04	WHITE, Zach	3	0	47	15.7	1	8	.125	1	5	.200	2	2	1.000	1	2	3	1.0	4	0	1	0	1	1	5	1.7
09	GONZALES, Raymar	2	0	4	2.0	0	2	.000	0	2	.000	0	0	.000	0	0	0	0.0	0	0	0	0	0	1	0	0.0
23	CORNELIUS, Cooper	1	0	3	3.0	0	0	.000	0	0	.000	0	0	.000	0	0	0	0.0	0	0	0	0	0	0	0	0.0
33	MAJAK, Thokbor	2	0	9	4.5	0	1	.000	0	0	.000	0	0	.000	0	0	0	0.0	4	0	0	1	0	0	0	0.0
	TEAM														12	14	26	4.3	0			1			0	
SAN DIEGO STATE		**6**				**170**	**336**	**.506**	**47**	**125**	**.376**	**125**	**168**	**.744**	**66**	**155**	**221**	**36.8**	**109**	**1**	**106**	**80**	**33**	**50**	**512**	**85.3**
OPPONENTS		**6**				**134**	**358**	**.374**	**45**	**145**	**.310**	**89**	**116**	**.767**	**69**	**112**	**181**	**30.2**	**130**	**3**	**57**	**87**	**12**	**46**	**402**	**67.0**

SCORE BY PERIODS:	1st	2nd	Total
SAN DIEGO STATE	251	261	-512
OPPONENTS	178	224	-402

Losses: 1

						TOTAL			3-PTS						REBOUNDS										
No.	Player	GP	GS	Min	Avg	FG	FGA	Pct	3FG	FGA	Pct	FT	FTA	Pct	Off	Def	Tot	Avg	PF	FO	A	TO	Blk	Stl	Pts	Avg
05	DAVIS, Latrell	1	1	36	36.0	6	16	.375	3	11	.273	5	5	1.000	1	5	6	6.0	1	0	1	4	0	2	20	20.0
03	HARRINGTON, Elzie	1	1	30	30.0	5	12	.417	1	4	.250	2	2	1.000	1	0	1	1.0	2	0	2	3	1	0	13	13.0
45	CHERRY, Bear	1	1	27	27.0	4	6	.667	0	0	.000	3	4	.750	0	7	7	7.0	5	1	1	1	3	0	11	11.0
13	SY, Isaiah	1	0	17	17.0	2	6	.333	1	5	.200	2	3	.667	0	2	2	2.0	3	0	1	0	0	0	7	7.0
08	SIMMONS, Tae	1	1	18	18.0	3	7	.429	0	0	.000	1	2	.500	2	2	4	4.0	4	0	0	3	0	4	7	7.0
02	GLADDEN, Chance	1	1	29	29.0	1	4	.250	1	4	.250	2	2	1.000	0	3	3	3.0	2	0	7	2	0	1	5	5.0
07	SKORIC, Luka	1	0	22	22.0	0	4	.000	0	2	.000	4	5	.800	2	0	2	2.0	1	0	0	1	0	0	4	4.0
18	VINCINI, Luca	1	0	12	12.0	0	1	.000	0	0	.000	1	2	.500	1	2	3	3.0	4	0	1	0	1	0	1	1.0
04	WHITE, Zach	1	0	4	4.0	0	0	.000	0	0	.000	0	1	.000	1	0	1	1.0	0	0	0	1	0	0	0	0.0
00	TORRESANI, David	1	0	5	5.0	0	0	.000	0	0	.000	0	0	.000	0	0	0	0.0	0	0	1	2	0	0	0	0.0
	TEAM														6	2	8	8.0	0			1			0	
SAN DIEGO STATE		**1**				**21**	**56**	**.375**	**6**	**26**	**.231**	**20**	**26**	**.769**	**14**	**23**	**37**	**37.0**	**22**	**1**	**14**	**18**	**5**	**7**	**68**	**68.0**
OPPONENTS		**1**				**27**	**61**	**.443**	**7**	**25**	**.280**	**20**	**26**	**.769**	**15**	**24**	**39**	**39.0**	**23**	**0**	**15**	**12**	**2**	**10**	**81**	**81.0**

SCORE BY PERIODS:	1st	2nd	Total
SAN DIEGO STATE	34	34	-68
OPPONENTS	41	40	-81

BILL WALTON CLASSIC

Record: 1-0 (Neutral: 1-0)

						TOTAL			3-PTS						REBOUNDS											
No.	Player	GP	GS	Min	Avg	FG	FGA	Pct	3FG	FGA	Pct	FT	FTA	Pct	Off	Def	Tot	Avg	PF	FO	A	TO	Blk	Stl	Pts	Avg
02	GLADDEN, Chance	1	1	32	32.0	5	6	.833	0	0	.000	10	11	.909	0	4	4	4.0	3	0	3	1	0	3	20	20.0
05	DAVIS, Latrell	1	1	34	34.0	6	12	.500	4	6	.667	2	4	.500	0	1	1	1.0	1	0	1	2	0	1	18	18.0
08	SIMMONS, Tae	1	1	22	22.0	3	8	.375	1	2	.500	2	4	.500	2	3	5	5.0	4	0	0	2	0	0	9	9.0
45	CHERRY, Bear	1	1	21	21.0	2	3	.667	0	0	.000	4	4	1.000	2	3	5	5.0	3	0	1	2	1	0	8	8.0
03	HARRINGTON, Elzie	1	1	33	33.0	3	7	.429	0	1	.000	2	2	1.000	0	3	3	3.0	1	0	2	5	2	1	8	8.0
13	SY, Isaiah	1	0	19	19.0	3	5	.600	2	4	.500	0	0	.000	0	6	6	6.0	0	0	3	2	1	1	8	8.0
07	SKORIC, Luka	1	0	16	16.0	1	3	.333	1	2	.500	2	4	.500	0	4	4	4.0	5	1	0	2	0	0	5	5.0
18	VINCINI, Luca	1	0	18	18.0	0	2	.000	0	0	.000	1	2	.500	2	5	7	7.0	2	0	0	2	1	1	1	1.0
00	TORRESANI, David	1	0	5	5.0	0	1	.000	0	0	.000	0	0	.000	0	0	0	0.0	2	0	1	1	0	0	0	0.0
	TEAM														1	2	3	3.0	0			1			0	
SAN DIEGO STATE		**1**				**23**	**47**	**.489**	**8**	**15**	**.533**	**23**	**31**	**.742**	**7**	**31**	**38**	**38.0**	**21**	**1**	**11**	**20**	**5**	**7**	**77**	**77.0**
OPPONENTS		**1**				**21**	**57**	**.368**	**9**	**25**	**.360**	**15**	**25**	**.600**	**8**	**19**	**27**	**27.0**	**23**	**1**	**8**	**13**	**2**	**12**	**66**	**66.0**

SCORE BY PERIODS:	1st	2nd	Total
SAN DIEGO STATE	35	42	-77
OPPONENTS	17	49	-66

COMPETE 4 CAUSE CLASSIC

Record: 1-0 (Neutral: 1-0)

						TOTAL			3-PTS						REBOUNDS											
No.	Player	GP	GS	Min	Avg	FG	FGA	Pct	3FG	FGA	Pct	FT	FTA	Pct	Off	Def	Tot	Avg	PF	FO	A	TO	Blk	Stl	Pts	Avg
13	SY, Isaiah	1	0	20	20.0	4	9	.444	2	7	.286	2	2	1.000	0	2	2	2.0	0	0	1	3	0	3	12	12.0
05	DAVIS, Latrell	1	1	19	19.0	3	7	.429	0	3	.000	5	7	.714	2	3	5	5.0	4	0	3	1	0	0	11	11.0
00	TORRESANI, David	1	0	18	18.0	2	3	.667	1	2	.500	4	4	1.000	0	1	1	1.0	1	0	1	0	0	3	9	9.0
08	SIMMONS, Tae	1	1	18	18.0	4	8	.500	0	0	.000	1	2	.500	1	0	1	1.0	2	0	1	0	0	1	9	9.0
45	CHERRY, Bear	1	1	24	24.0	3	6	.500	0	0	.000	3	6	.500	1	2	3	3.0	2	0	1	1	2	0	9	9.0
18	VINCINI, Luca	1	0	16	16.0	3	3	1.000	0	0	.000	2	5	.400	3	1	4	4.0	2	0	0	0	1	0	8	8.0
03	HARRINGTON, Elzie	1	1	31	31.0	2	4	.500	0	2	.000	4	4	1.000	0	1	1	1.0	1	0	4	1	1	1	8	8.0
02	GLADDEN, Chance	1	1	25	25.0	2	6	.333	0	1	.000	0	0	.000	0	2	2	2.0	3	0	7	0	0	1	4	4.0
07	SKORIC, Luka	1	0	15	15.0	1	6	.167	1	5	.200	0	2	.000	1	1	2	2.0	2	0	0	0	0	1	3	3.0
04	WHITE, Zach	1	0	14	14.0	0	4	.000	0	3	.000	0	0	.000	1	1	2	2.0	2	0	0	0	0	0	0	0.0
	TEAM														1	1	2	2.0	0			0			0	
SAN DIEGO STATE		**1**				**24**	**56**	**.429**	**4**	**23**	**.174**	**21**	**32**	**.656**	**10**	**15**	**25**	**25.0**	**19**	**0**	**18**	**6**	**4**	**10**	**73**	**73.0**
OPPONENTS		**1**				**19**	**48**	**.396**	**7**	**23**	**.304**	**16**	**17**	**.941**	**10**	**24**	**34**	**34.0**	**27**	**1**	**6**	**23**	**1**	**3**	**61**	**61.00**

SCORE BY PERIODS:	1st	2nd	Total
SAN DIEGO STATE	35	38	-73
OPPONENTS	29	32	-61

2026 PLAYERS ERA

Record: 1-1 (Neutral: 1-1)

						TOTAL			3-PTS						REBOUNDS										
No.	**Player**	**GP**	**GS**	**Min**	**Avg**	**FG**	**FGA**	**Pct**	**3FG**	**FGA**	**Pct**	**FT**	**FTA**	**Pct**	**Off**	**Def**	**Tot**	**Avg**	**PF**	**FO**	**A**	**TO**	**Blk**	**Stl**	**Pts**	**Avg**
05	DAVIS, Latrell	2	2	64	32.0	10	27	.370	4	15	.267	12	13	.923	2	10	12	6.0	2	0	2	7	0	3	36	18.0
03	HARRINGTON, Elzie	2	2	58	29.0	9	22	.409	3	7	.429	4	4	1.000	2	4	6	3.0	4	0	5	6	2	0	25	12.5
08	SIMMONS, Tae	2	2	35	17.5	7	12	.583	0	0	.000	8	9	.889	3	5	8	4.0	8	0	1	3	0	6	22	11.0
45	CHERRY, Bear	2	2	57	28.5	8	12	.667	0	0	.000	5	7	.714	0	13	13	6.5	7	1	3	5	12	3	21	10.5
02	GLADDEN, Chance	2	2	61	30.5	4	12	.333	2	9	.222	7	8	.875	0	4	4	2.0	3	0	8	4	1	2	17	8.5
13	SY, Isaiah	2	0	39	19.5	5	12	.417	3	10	.300	4	6	.667	1	4	5	2.5	4	0	1	1	0	0	17	8.5
07	SKORIC, Luka	2	0	32	16.0	0	5	.000	0	2	.000	4	5	.800	2	1	3	1.5	5	0	0	1	0	0	4	2.0
18	VINCINI, Luca	2	0	22	11.0	0	2	.000	0	0	.000	1	2	.500	3	3	6	3.0	8	0	1	1	1	1	1	0.5
04	WHITE, Zach	2	0	18	9.0	0	1	.000	0	1	.000	0	1	.000	1	0	1	0.5	0	0	0	1	0	0	0	0.0
00	TORRESANI, David	2	0	14	7.0	0	1	.000	0	0	.000	0	0	.000	1	1	2	1.0	0	0	3	4	0	1	0	0.0
	TEAM														8	5	13	6.5	0			1			0	
SAN DIEGO STATE		**2**				**43**	**106**	**.406**	**12**	**44**	**.273**	**45**	**55**	**.818**	**23**	**50**	**73**	**36.5**	**41**	**1**	**24**	**34**	**16**	**16**	**143**	**71.5**
OPPONENTS		**2**				**48**	**121**	**.397**	**19**	**54**	**.352**	**37**	**47**	**.787**	**28**	**44**	**72**	**36.0**	**43**	**0**	**29**	**26**	**4**	**20**	**152**	**76.0**

SCORE BY PERIODS:	1st	2nd	Total
SAN DIEGO STATE	68	75	-143
OPPONENTS	72	80	-152

TEAM GAME-BY-GAME

Opponent	Site/Date	FG-FGA	Pct	3P-3PA	Pct	FT-FTA	Pct	Off-Def	Tot	PF	AT	TO	ST	BS	1st-2nd	Pts
at SAN DIEGO STATE	H	33-68	.485	8-23	.348	28-34	.824	18-32	50	21	20	15	6	6	54-48	102
Cal State Fullerton	11/3	28-69	.406	7-32	.219	15-24	.625	11-17	28	25	12	9	6	3	43-35	78
SAN DIEGO STATE	N	23-47	.489	8-15	.533	23-31	.742	7-31	38	21	11	20	7	5	35-42	77
vs. Colorado	11/7	21-57	.368	9-25	.360	15-25	.600	8-19	27	23	8	13	12	5	17-49	66
at SAN DIEGO STATE	H	34-50	.680	6-13	.462	14-21	.667	8-22	30	12	22	15	5	3	36-52	88
Bethune-Cookman	11/11	29-69	.420	8-19	.421	9-10	.900	16-13	29	17	12	12	11	2	35-40	75
SAN DIEGO STATE	N	24-56	.429	4-23	.174	21-32	.626	10-15	25	19	18	6	10	4	35-38	73
vs. New Mexico State	11/15	19-48	.396	7-23	.304	16-17	.941	10-24	34	27	6	23	2	1	29-32	61
at SAN DIEGO STATE	H	34-65	.523	15-33	.455	14-21	.667	14-28	42	17	25	8	13	4	57-40	97
Texas Southern	11/18	16-55	.291	2-17	.118	17-19	.895	11-19	30	18	5	16	4	2	23-28	51
SAN DIEGO STATE	N	21-56	.375	6-26	.231	20-26	.769	14-23	37	22	14	18	7	5	34-34	68
vs. Iowa State	11/24	27-61	.443	7-25	.280	20-26	.769	15-24	39	23	15	12	10	2	41-40	81
SAN DIEGO STATE	N	25-50	.440	6-18	.333	25-29	.862	9-27	36	19	10	16	9	11	34-41	75
vs. Maryland	11/26	21-60	.350	12-29	.414	17-21	.810	13-20	33	20	14	14	10	2	31-40	71

INDIVIDUAL GAME-BY-GAME (POINTS/REBOUNDS/ASSISTS)

Opponent	0 David Torresani	2 Chance Gladden	3 Elzie Harrington	4 Zach White	5 Latrell Davis	6 Samson Mashebinu	7 Luka Skoric	8 Tae Simmons	9 Raymar Gonzales	10 Cooper Cornelius	13 Isaiah Sy	18 Luca Vincini	23 Nick Anderson	24 Jel Malek	33 Thokbor Majak	45 Bear Cherry
CAL STATE FULLERTON	1/0/1	4/2/8	15/5/4	INJ	25/4/3	DNP	6/3/0	14/11/1	0/0/0	DNP	12/3/0	10/7/3	INJ	DNP	0/0/0	15/7/0
#vs. Colorado	0/0/1	20/4/3	8/3/2	INJ	18/1/1	DNP	5/4/0	9/5/0	DNP	DNP	8/6/3	1/7/0	INJ	INJ	DNP	8/5/1
BETHUNE-COOKMAN	2/0/0	9/3/3	18/2/8	DNP	26/3/3	DNP	0/1/0	10/5/0	DNP	DNP	8/7/4	0/2/2	INJ	INJ	DNP	15/3/2
!vs. New Mexico State	9/1/1	4/2/7	8/1/4	0/2/0	11/5/3	DNP	3/2/0	9/1/1	DNP	DNP	12/2/1	8/4/0	INJ	INJ	DNP	9/3/1
TEXAS SOUTHERN	6/4/5	12/0/1	4/1/6	5/1/1	20/2/3	INJ	10/4/2	12/8/3	0/0/0	0/0/0	11/8/1	4/6/2	INJ	DNP	0/0/0	12/4/1
^vs. Iowa State	0/0/1	5/3/7	13/1/2	0/1/0	20/6/1	DNP	4/2/0	7/4/0	DNP	DNP	7/2/1	1/3/1	INJ	DNP	DNP	11/7/1
^vs. Maryland	0/2/2	12/1/1	12/5/3	0/0/0	16/6/1	DNP	0/1/0	15/4/1	DNP	DNP	10/3/0	0/3/0	INJ	DNP	DNP	10/6/2
^vs. Texas Tech																
UNLV																
MONTANA STATE																
$vs. Brigham Young																
LIU																
at UCLA																
LIFE PACIFIC																
*at Oregon State																
*FRESNO STATE																
*COLORADO STATE																
*at Washington State																
*TEXAS STATE																
*at Boise State																
*at Colorado State																
*UTAH STATE																
*GONZAGA																
*at Texas State																
*at Utah State																
*WASHINGTON STATE																
*OREGON STATE																
*at Gonzaga																
*at Fresno State																
*BOISE STATE																

Red indicates players started. DNP – Did Not Play-Coach's Decision. DND - Did Not Dress. DNT - Did Not Travel. INJ – Did Not Play-Injured. SUSP - Suspension. Caps denotes home game.
- Bill Walton Classic (Pechanga Arena; San Diego, Calif.). ! - Compete 4 Cancer Classic (Frontwave Arena, Oceanside, Calif.). ^ - Players Era (Michelob ULTRA Arena; Las Vegas, Nev.). S - Acrisure Series (Acrisure Arena; Palm Desert, Calif.).
* - Pac-12 Game. + - Pac-12 Men's Basketball Championship (MGM Grand Garden Arena; Las Vegas, Nevada).

STARTING LINEUPS

F	F	G	G	G	W-L
Cherry	Simmons	Davis	Gladden	Harrington	6-1

Record As SDSU Starter	Season	Career*
Bear Cherry	6-1	6-1
Latrell Davis	6-1	6-1
Chance Gladden	6-1	6-1
Elzie Harrington	6-1	18-6
Tae Simmons	6-1	8-2

** - Aztec career*

INDIVIDUAL SUPERLATIVES

San Diego State	Category	Opponent
26, Latrell Davis vs. Bethune-Cookman (11-11-26)	**Points Scored**	33, Barrington Hargress, Colorado (11-7-26)
11, Latrell Davis vs. Bethune-Cookman (11-11-26)	**Field Goals**	11, Barrington Hargress, Colorado (11-7-26)
16, Latrell Davis vs. Iowa State (11-24-26)	**Field Goals Attempted**	22, Karris Bilal, Texas Southern (11-18-26)
1.000 (6-of-6), Bear Cherry vs. Texas Southern (11-18-26)	**Highest FG Percentage (min. 5 made)**	.833 (5-of-6), Matthew Willenborg, Cal State Fullerton (11-3-26)
.733 (11-of-15), Latrell Davis vs. Bethune-Cookman (11-11-26)	**Highest FG Percentage (min. 10 made)**	.550 (11-of-20), Barrington Hargress, Colorado (11-7-26)
5, 2x; last: Latrell Davis vs. Texas Southern (11-18-26)	**3-Point Field Goals Made**	6, Mike McNair, Jr., Maryland (11-26-26)
11, Latrell Davis vs. Iowa State (11-24-26)	**3-Point Field Goals Attempted**	11, Mike McNair, Jr., Maryland (11-26-26)
.667 (4-of-6), Latrell Davis vs. Colorado (11-7-26)	**3-Point Field Goal Percentage (min. 4 made)**	.625 (5-of-8), Barrington Hargress, Colorado (11-7-26)
.625 (5-of-8), Latrell Davis vs. Cal State Fullerton (11-3-26)	**3-Point Field Goal Percentage (min. 5 made)**	.625 (5-of-8), Barrington Hargress, Colorado (11-7-26)
10, Chance Gladden vs. Colorado (11-7-26)	**Free Throws**	8, Bencao Vungo, Texas Southern (11-18-26)
11, Chance Gladden vs. Colorado (11-7-26)	**Free Throws Attempted**	10, Tre Singleton, Iowa State (11-24-26)
100.0 (7-of-7), Tae Simmons vs. Maryland (11-26-26)	**Free Throw Percentage (min. 7 made)**	1.000 (8-of-8), Bencao Vungo, Texas Southern (11-18-26)
.909 (10-of-11), Chance Gladden vs. Colorado (11-7-26)	**Free Throw Percentage (min. 10 made)**	
5, Tae Simmons vs. Cal State Fullerton (11-3-26)	**Offensive Rebounds**	7, Dominykas Plets, Iowa State (11-24-26)
7, Bear Cherry vs. Iowa State (11-24-26)	**Defensive Rebounds**	8, Bencao Vungo, Texas Southern (11-18-26)
11, Tae Simmons vs. Cal State Fullerton (11-3-26)	**Total Rebounds**	11, Bencao Vungo, Texas Southern (11-18-26)
8, 2x; last: Elzie Harrington vs. Bethune-Cookman (11-11-26)	**Assists**	6, Tamin Lipsey, Iowa State (11-24-26)
5, David Torresani vs. Texas Southern (11-18-26)	**Steals**	3, 4x; last: D.J. Wagner, Maryland (11-26-26)
9, Bear Cherry vs. Maryland (11-26-26)	**Blocked Shots**	3, Jamarion Batemon, Iowa State (11-24-26)
35:51, Latrell Davis vs. Iowa State (11-24-26)	**Minutes Played**	39:23, Karris Bilal, Texas Southern (11-18-26)

** - Denotes Pac-12 game*

TEAM SUPERLATIVES

SDSU High	SDSU Low	Category	Opponent High	Opponent Low
102, vs. Cal State Fullerton (11-3-26)	73, vs. New Mexico State (11-15-26)	**Points Scored**	81, Iowa State (11-24-26)	51, Texas Southern (11-18-26)
34, 2x; last: vs. Texas Southern (11-18-26)	21, vs. Iowa State (11-24-26)	**Field Goals**	29, Bethune-Cookman (11-11-26)	16, Texas Southern (11-18-26)
65, vs. Texas Southern (11-18-26)	33, vs. Cal State Fullerton (11-3-26)	**Field Goals Attempted**	69, 2x; last: Bethune-Cookman (11-11-26)	48, New Mexico State (11-15-26)
.680, vs. Bethune-Cookman (11-11-26)	.375, vs. Iowa State (11-24-26)	**FG Percentage**	.443, Iowa State (11-24-26)	.291, Texas Southern (11-18-26)
15, vs. Texas Southern (11-18-26)	4, vs. New Mexico State (11-15-26)	**3-Point Field Goals Made**	12, Maryland (11-26-26)	2, Texas Southern (11-18-26)
33, vs. Texas Southern (11-18-26)	13, vs. Bethune-Cookman (11-11-26)	**3-Point Field Goals Attempted**	32, Cal State Fullerton (11-3-26)	17, Texas Southern (11-18-26)
.533, vs. Colorado (11-7-26)	.174, vs. New Mexico State (11-15-26)	**3-Point Field Goal Percentage**	.421, Bethune-Cookman (11-11-26)	.118, Texas Southern (11-18-26)
28, vs. Cal State Fullerton (11-3-26)	14, 2x; last: vs. Texas Southern (11-18-26)	**Free Throws Made**	20, Iowa State (11-24-26)	9, Bethune-Cookman (11-11-26)
34, vs. Cal State Fullerton (11-3-26)	21, 2x; last: vs. Texas Southern (11-18-26)	**Free Throws Attempted**	26, Iowa State (11-24-26)	10, Bethune-Cookman (11-11-26)
.862, vs. Maryland (11-26-26)	.656, vs. New Mexico State (11-15-26)	**Free Throw Percentage**	.941, New Mexico State (11-15-26)	.600, Colorado (11-7-26)
18, vs. Cal State Fullerton (11-3-26)	8, vs. Bethune-Cookman (11-11-26)	**Offensive Rebounds**	16, Bethune-Cookman (11-11-26)	8, Colorado (11-7-26)
32, vs. Cal State Fullerton (11-3-26)	15, vs. New Mexico State (11-15-26)	**Defensive Rebounds**	24, 2x; last: Iowa State (11-24-26)	13, Bethune-Cookman (11-11-26)
50, vs. Cal State Fullerton (11-3-26)	25, vs. New Mexico State (11-15-26)	**Total Rebounds**	39, Iowa State (11-24-26)	27, Colorado (11-7-26)
22, vs. Iowa State (11-24-26)	12, vs. Bethune-Cookman (11-11-26)	**Fouls**	27, New Mexico State (11-15-26)	17, Bethune-Cookman (11-11-26)
1, 2x; last: vs. Iowa State (11-24-26)	0, 5x; last: vs. Maryland (11-26-26)	**Fouled Out**	1, 3x; last: Texas Southern (11-18-26)	0, 4x; last: Maryland (11-26-26)
25, vs. Texas Southern (11-18-26)	10, vs. Maryland (11-26-26)	**Assists**	15, Iowa State (11-24-26)	5, Texas Southern (11-18-26)
20, vs. Colorado (11-7-26)	6, vs. New Mexico State (11-15-26)	**Turnovers**	23, New Mexico State (11-15-26)	9, Cal State Fullerton (11-3-26)
11, vs. Maryland (11-26-26)	3, vs. Bethune-Cookman (11-11-26)	**Blocked Shots**	3, Cal State Fullerton (11-3-26)	1, New Mexico State (11-15-26)
13, vs. Texas Southern (11-18-26)	5, vs. Bethune-Cookman (11-11-26)	**Steals**	12, Colorado (11-7-26)	2, New Mexico State (11-15-26)
57 (1st), vs. Texas Southern (11-18-26)	34 (1st & 2nd), vs. Iowa State (11-24-26)	**Points/Half**	49 (2nd), Colorado (11-7-26)	23 (1st), Texas Southern (11-18-26)
.800 (2nd), vs. Bethune-Cookman (11-11-26)	.313 (2nd), Iowa State (11-24-26)	**FG Percentage/Half**	.556 (2nd), Colorado (11-7-26)	.200 (1st), Colorado (11-7-26)
6, 3x; last vs. Maryland (11-26-26)	2, 2x; last: vs. New Mexico State (11-15-26)	**Double-Figure Scorers**	5, 2x; last: Bethune-Cookman (11-11-26)	1, Colorado (11-7-26)
+22, vs. Cal State Fullerton (11-3-26)	-9, vs. New Mexico State (11-15-26)	**Rebound Margin**	+9, New Mexico State (11-15-26)	-22, Cal State Fullerton (11-3-26)
+34, vs. Texas Southern (11-18-26)	-7, vs. Iowa State (11-24-26)	**Halftime Scoring Margin**	+7, Iowa State (11-24-26)	-34, Texas Southern (11-18-26)

** - Denotes Pac-12 game*

BIGGEST LEADS/TIME IN LEAD/SPECIALTY STATISTICS

Date	Opponent	SDSU Result		SDSU Big Lead	Opp Big Lead	Ties	LC	SDSU in Lead	Opp in Lead	Tied	Paint SD	Paint Opp	Off TOs SD	Off TOs Opp	2nd Ch. SD	2nd Ch. Opp	Bench SD	Bench Opp
Nov. 3	CAL STATE FULLERTON	W	102-78	25	6	7	6	! 32:37	3:20	4:03	36	34	8	11	27	4	29	21
Nov. 7	#vs. Colorado	W	77-66	18	2	1	1	! 38:15	0:20	1:25	26	24	13	28	7	4	14	13
Nov. 11	BETHUNE-COOKMAN	W	88-75	14	6	9	10	26:01	7:05	6:54	52	28	17	13	8	16	10	25
Nov. 15	%vs. New Mexico State	W	73-61	15	5	3	4	! 33:34	4:22	2:04	32	12	25	7	8	11	32	15
Nov. 18	TEXAS SOUTHERN	W	97-51	51	0	0	0	! 39:35	0:00	0:25	38	20	24	4	14	8	36	5
Nov. 24	^vs. Iowa State	L	68-81	4	15	2	1	3:56	34:12	1:52	22	40	13	25	8	15	12	20
Nov. 26	^vs. Maryland	W	75-71	10	7	1	2	28:39	10:27	0:54	24	18	15	18	6	14	10	21
Nov. 27	^vs. Texas Tech																	
Dec. 5	UNLV																	
Dec. 11	MONTANA STATE																	
Dec. 19	$vs. Brigham Young																	
Dec. 22	LIU																	
Dec. 29	at UCLA																	
Dec. 31	LIFE PACIFIC																	
Jan. 6	*at Oregon State																	
Jan. 9	*FRESNO STATE																	
Jan. 14	*COLORADO STATE																	
Jan. 17	*at Washington State																	
Jan. 20	*TEXAS STATE																	
Jan. 23	*at Boise State																	
Jan. 30	*at Colorado State																	
Feb. 4	*UTAH STATE																	
Feb. 6	*GONZAGA																	
Feb. 11	*at Texas State																	
Feb. 17	*at Utah State																	
Feb. 20	*WASHINGTON STATE																	
Feb. 25	*OREGON STATE																	
Feb. 27	*at Gonzaga																	
March 3	*at Fresno State																	
March 6	*BOISE STATE																	

Caps denotes home game. ! - Game in which San Diego State never trailed in the second half. D - Game what was played during the day (tip prior to 5 p.m. local time). # - Bill Walton Classic (Pechanga Arena; San Diego, Calif.). % - Compete 4 Cancer Classic (Frontwave Arena, Oceanside, Calif.). ^ - Players Era (Michelob ULTRA Arena; Las Vegas, Nev.). $ - Acrisure Series (Acrisure Arena; Palm Desert, Calif.). * - Pac-12 Game. + - Pac-12 Men's Basketball Championship (MGM Grand Garden Arena; Las Vegas, Nevada).

LARGEST LEADS/DEFICITS

LEADS AND DEFICITS	SEASON	PAC-12 GAME
SDSU Biggest Halftime Lead	34, vs. Texas Southern (11-18-26)	
SDSU Biggest Halftime Lead Lost	3 vs. Maryland (11-26-26)	
SDSU Biggest Halftime Lead Lost in a Loss		
SDSU Biggest Halftime Deficit	7, Iowa State (11-24-26)	
SDSU Biggest Halftime Deficit Overcome		
SDSU Biggest Halftime Deficit Overcome for Victory		
SDSU Biggest Lead	51, vs. Texas Southern (11-18-26)	
SDSU Biggest Lead Lost	10, vs. Maryland (11-26-26)	
SDSU Biggest Lead Lost in a Loss	4, Iowa State (11-24-26)	
SDSU Biggest Deficit	15, Iowa State (11-24-26)	
SDSU Biggest Deficit Overcome	7, vs. Maryland (11-26-26)	
SDSU Biggest Deficit Overcome in a Victory	7, vs. Maryland (11-26-26)	

LARGEST SAN DIEGO STATE RUNS (runs of at least 10-0; SDSU is 3-0 this year & 43-5 in last 48)

Date	Opponent	Run	H	Time Elapsed	SDSU First Scored	Opponent Scored	SDSU FGM-A	SDSU 3FG-A	SDSU FTM-A	Opp. FGM-A	Opp. 3FG-A	Opp. FTM-A	San Diego State Points By:
Nov. 3	CAL STATE FULLERTON	11-0	2nd	2:47	19:01	17:14	5-6	1-2	0-0	0-3	0-1	0-0	Harrington - 7, Cherry - 2, Simmons - 2
		12-0	2nd	3:49	14:38	10:49	5-9	2-3	0-1	0-5	0-5	0-0	Vincini - 4, Davis - 3, Sy - 3, Simmons - 2
Nov. 18	TEXAS SOUTHERN	11-0	1st	2:28	19:35	17:07	5-6	1-1	0-0	0-5	0-2	0-0	Cherry - 4, Davis - 3, Gladden - 2, Simmons - 2
Nov. 26	vs. Maryland	12-0	2nd	3:33	4:35	1:02	3-4	1-2	5-5	0-6	0-3	0-0	Simmons - 7, Sy - 3, Cherry - 2

Caps denotes home game. D - Game what was played during the day (tip prior to 5 p.m. local time). # - Bill Walton Classic (Pechanga Arena; San Diego, Calif.). ! - Compete 4 Cancer Classic (Frontwave Arena, Oceanside, Calif.). ^ - Players Era (Michelob ULTRA Arena; Las Vegas, Nev.). S - Acrisure Series (Acrisure Arena; Palm Desert, Calif.). * - Pac-12 Game. + - Pac-12 Men's Basketball Championship (MGM Grand Garden Arena; Las Vegas, Nevada).

MISCELLANEOUS STATISTICS

SEASON

	SDSU Team Leader			Games With					Double-Doubles	
	Points	Rebounds	Assists	10+ Pts	20+Pts	30+Pts	10+Rebs	10+Ast	Point/Reb.	Point/Ast.
ANDERSON, Nick										
CHERRY, Bear		2		5						
CORNELIUS, Cooper										
DAVIS, Latrell	5	2		7	4					
GLADDEN, Chance	1		4	3	1					
GONZALES, Raymar										
HARRINGTON, Elzie			3	4						
MAJAK, Thokbor										
MALEK, Jel										
MASHEBINU, Samson										
SIMMONS, Tae		2		4			1		1	
SKORIC, Luka				1						
SY, Isaiah	1	2	1	4						
TORRESANI, David										
VINCINI, Luca		1		1						
WHITE, Zach										

CAREER

	SDSU/Team Leader			Games With					Double-Doubles	
	Points	Rebounds	Assists	10+ Pts	20+Pts	30+Pts	10+Rebs	10+Ast	Point/Reb.	Point/Ast.
ANDERSON, Nick	20	8	4	39	12	1	1		1	
CHERRY, Bear	5	12	1	25	3		5		4	
CORNELIUS, Cooper										
DAVIS, Latrell	13	8	6	33	12	1	5			
GLADDEN, Chance	11		28	27	9	1		2		2
GONZALES, Raymar										
HARRINGTON, Elzie	3	1	7	11	1					
MAJAK, Thokbor		1								
MALEK, Jel										
MASHEBINU, Samson										
SIMMONS, Tae		9		10			1		1	
SKORIC, Luka				1						
SY, Isaiah	8	10	4	26	1		2		2	
TORRESANI, David										
VINCINI, Luca		1		1						
WHITE, Zach										

SEASON BESTS

DUNKS	Season	Gm. High
Bear Cherry	10	3
Tae Simmons	6	2
Elzie Harrington	1	1
TOTAL	**17**	**3**

TOP SCORING PERFORMANCES

- Latrell Davis vs. Bethune-Cookman (11-11-26) 26
- Latrell Davis vs. Cal State Fullerton (11-3-26) 25
- Latrell Davis vs. Iowa State (11-24-26) 20
- Latrell Davis vs. Texas Southern (11-18-26) 20
- Chance Gladden vs. Colorado (11-7-26) 20
- Elzie Harrington vs. Bethune-Cookman (11-11-26) 18
- Latrell Davis vs. Colorado (11-7-26) 18
- Latrell Davis vs. Maryland (11-26-26) 16
- Tae Simmons vs. Maryland (11-26-26) 15
- Bear Cherry vs. Bethune-Cookman (11-11-26) 15
- Bear Cherry vs. Cal State Fullerton (11-3-26) 15
- Elzie Harrington vs. Cal State Fullerton (11-3-26) 15
- Tae Simmons vs. Cal State Fullerton (11-3-26) 14
- Elzie Harrington vs. Iowa State (11-24-26) 13
- Bear Cherry vs. Texas Southern (11-18-26) 13
- Chance Gladden vs. Maryland (11-26-26) 12
- Elzie Harrington vs. Maryland (11-26-26) 12
- Tae Simmons vs. Texas Southern (11-18-26) 12
- Chance Gladden vs. Texas Southern (11-18-26) 12
- Isaiah Sy vs. New Mexico State (11-15-26) 12
- Isaiah Sy vs. Cal State Fullerton (11-3-26) 12
- Bear Chery vs. Iowa State (11-24-26) 11
- Isaiah Sy vs. Texas Southern (11-18-26) 11
- Latrell Davis vs. New Mexico State (11-15-26) 11
- Luka Skoric vs. Texas Southern (11-18-26) 10
- Tae Simmons vs. Bethune-Cookman (11-11-26) 10
- Luca Vincini vs. Cal State Fullerton (11-3-26) 10

TOP REBOUNDING PERFORMANCES

- Tae Simmons vs. Cal State Fullerton (11-3-26) 11
- Tae Simmons vs. Texas Southern (11-18-26) 8
- Isaiah Sy vs. Texas Southern (11-18-26) 8
- Bear Cherry vs. Iowa State (11-24-26) 7
- Isaiah Sy vs. Bethune-Cookman (11-11-26) 7
- Luca Vincini vs. Colorado (11-7-26) 7
- Bear Cherry vs. Cal State Fullerton (11-3-26) 7
- Luca Vincini vs. Cal State Fullerton (11-3-26) 7

TOP ASSISTS PERFORMANCES

- Elzie Harrington vs. Bethune-Cookman (11-11-26) 8
- Chance Gladden vs. Cal State Fullerton (11-3-26) 8
- Chance Gladden vs. Iowa State (11-24-26) 7
- Chance Gladden vs. New Mexico State (11-15-26) 7
- Elzie Harrington vs. Texas Southern (11-18-26) 6
- David Torresani vs. Texas Southern (11-18-26) 5
- Elzie Harrington vs. New Mexico State (11-15-26) 4
- Elzie Harrington vs. Cal State Fullerton (11-3-26) 4

TOP 3-POINT FG PERFORMANCES

- Latrell Davis vs. Texas Southern (11-18-26) 5
- Latrell Davis vs. Cal State Fullerton (11-3-26) 5
- Latrell Davis vs. Colorado (11-7-26) 4
- Latrell Davis vs. Iowa State (11-24-26) 3
- Chance Gladden vs. Texas Southern (11-18-26) 3
- Luka Skoric vs. Texas Southern (11-18-26) 3
- Isaiah Sy vs. Texas Southern (11-18-26) 3

TOP STEALS PERFORMANCES

- David Torresani vs. Texas Southern (11-18-26) 5
- Tae Simmons vs. Iowa State (11-24-26) 4
- Bear Cherry vs. Maryland (11-26-26) 3
- Isaiah Sy vs. New Mexico State (11-15-26) 3
- David Torresani vs. New Mexico State (11-15-26) 3
- Chance Gladden vs. Colorado (11-7-26) 3
- Tae Simmons vs. Maryland (11-26-26) 2
- Tae Simmons vs. Texas Southern (11-18-26) 2
- Isaiah Sy vs. Texas Southern (11-18-26) 2
- Tae Simmons vs. Bethune-Cookman (11-11-26) 2
- Tae Simmons vs. Cal State Fullerton (11-3-26) 2

GAMES MISSED

- Nick Anderson 7
- Jel Malek 3
- Zach White 3
- Samson Mashebinu 1

** - conference game. + - conference tournament game. red - career high*

SEASON/CAREER HIGHS

#0 • DAVID TORRESANI

	Season	Career
Points	9 vs. New Mexico State (11-15-26)	9 vs. New Mexico State (11-15-26)
Rebounds	4 vs. Texas Southern (11-18-26)	4 vs. Texas Southern (11-18-26)
Assists	5 vs. Texas Southern (11-18-26)	5 vs. Texas Southern (11-18-26)
Steals	5 vs. Texas Southern (11-18-26)	5 vs. Texas Southern (11-18-26)
Blocked Shots		
Minutes	21:57 vs. Texas Southern (11-18-26)	21:57 vs. Texas Southern (11-18-26)
10+ Scoring Games		
10+ Assist Games		

#2 • CHANCE GLADDEN *(^- at Boston University)*

	Season	Career
Points	20 vs. Colorado (11-7-26)	34 at ^Bucknell (1/31/26)
Rebounds	4 vs. Colorado (11-7-26)	8 vs. ^Merrimack (11/15/25)
Assists	8 vs. Cal State Fullerton (11-3-26)	12 vs. ^Lehigh (1/14/26)
Steals	3 vs. Colorado (11-7-26)	3 vs. Colorado (11-7-26)
Blocked Shots	1 - 2x; last: vs. Maryland (11-26-26)	1 - 10x; last: vs. Maryland (11-26-26)
Minutes	32:30 vs. Maryland (11-26-26)	48 at ^Bucknell (1/31/26)
10+ Scoring Games	3 times (3-0)	27 times (15-12)
20+ Scoring Games	1 time (1-0)	9 times (5-4)
30+ Scoring Games		1 time (0-1)
10+ Assist Games		2 times (1-1)
Double Doubles		2 times (1-1)

#3 • ELZIE HARRINGTON

	Season	Career
Points	18 vs. Bethune-Cookman (11-11-26)	20 vs. Boise State (1/3/26)
Rebounds	5 - 2x; last: vs. Maryland (11-26-26)	5 - 2x; last: vs. Maryland (11-26-26)
Assists	8 vs. Bethune-Cookman (11-11-26)	8 vs. Bethune-Cookman (11-11-26)
Steals	1 - 3x; last: vs. NMSU (11-15-26)	3 at Grand Canyon (1/21/26)
Blocked Shots	2 vs. Colorado (11-7-26)	2 vs. Colorado (11-7-26)
Minutes	33:17 vs. Bethune-Cookman (11-11-26)	33:17 vs. Bethune-Cookman (11-11-26)
10+ Scoring Games	4 times (3-1)	11 times (6-5)
20+ Scoring Games		1 time (1-0)

#4 • ZACH WHITE

	Season	Career
Points	5 vs. Texas Southern (11-18-26)	5 vs. Texas Southern (11-18-26)
Rebounds	2 vs. New Mexico State (11-15-26)	2 vs. New Mexico State (11-15-26)
Assists	1 vs. Texas Southern (11-18-26)	1 vs. Texas Southern (11-18-26)
Steals	1 vs. Texas Southern (11-18-26)	1 vs. Texas Southern (11-18-26)
Blocked Shots	1 vs. Texas Southern (11-18-26)	1 vs. Texas Southern (11-18-26)
Minutes	18:25 vs. Texas Southern (11-18-26)	18:25 vs. Texas Southern (11-18-26))
10+ Scoring Games		
10+ Rebounding Games		

#5 • LATRELL DAVIS *(^- at San Jose State)*

	Season	Career
Points	26 vs. Bethune-Cookman (11-11-26)	30 at ^Fresno State (2-4-25)
Rebounds	6 - 2x; last: vs. Maryland (11-26-26)	9 vs. ^UTEP (11/25/24)
Assists	3 - 4x; last: vs. TSU (11-18-26)	8 vs. ^Lincoln (12-9-24)
Steals	2 vs. Iowa State (11-24-26)	4 at ^Fresno State (2-4-25)
Blocked Shots		1 at ^Wyoming (1-2-24)
Minutes	35:51 vs. Iowa State (11-24-26)	48:12 at ^Fresno State (2-4-25)
10+ Scoring Games	7 times (6-1)	33 times (18-15)
20+ Scoring Games	4 time (3-1)	12 times (7-5)
30+ Scoring Games		1 time (1-0)

#6 • SAMSON MASHEBINU

	Season	Career
Points		
Rebounds		
Assists		
Steals		
Blocked Shots		
Minutes		
10+ Scoring Games		

#7 • LUKA SKORIC

	Season	Career
Points	10 vs. Texas Southern (11-18-26)	10 vs. Texas Southern (11-18-26)
Rebounds	4 - 2x; last: vs. Texas Southern (11-18-26)	4 - 2x; last; vs. Texas Southern (11-18-26)
Assists	2 vs. Texas Southern (11-18-26)	2 vs. Texas Southern (11-18-26)
Steals	1 - 2x; last: vs. NMSU (11-15-26)	1 - 2x; last: vs. NMSU (11-15-26)
Blocked Shots		
Minutes	21:34 vs. Iowa State (11-24-26)	21:34 vs. Iowa State (11-24-26)
10+ Scoring Games	1 time (1-0)	1 time (1-0)
10+ Rebounding Games		

#8 • TAE SIMMONS

	Season	Career
Points	15 vs. Maryland (11-26-26)	15 - 3x; last: vs. Maryland (11-26-26)
Rebounds	11 vs. Cal State Fullerton (11-3-26)	11 vs. Cal State Fullerton (11-3-26)
Assists	3 vs. Texas Southern (11-18-26)	3 vs. Texas Southern (11-18-26)
Steals	4 vs. Iowa State (11-24-26)	4 vs. Iowa State (11-24-26)
Blocked Shots	2 vs. Texas Southern (11-18-26)	2 - 2x; last: vs. Texas Southern (11-18-26)
Minutes	28:02 vs. Bethune-Cookman (11-11-26)	28:02 vs. Bethune-Cookman (11-11-26)
10+ Scoring Games	4 times (4-0)	10 times (9-1)
10+ Rebounding Game	1 time (1-0)	1 time (1-0)
Double Doubles	1 time (1-0)	1 time (1-0)

#9 • RAYMAR GONZALES

	Season	Career
Points		2 vs. Whittier (12-22-25)
Rebounds		1 vs. Whittier (12-22-25)
Assists		
Steals	1 vs. Texas Southern (11-18-26)	1 vs. Texas Southern (11-18-26)
Blocked Shots		
Minutes	3:06 vs. Texas Southern (11-18-26)	4:55 vs. Whittier (12-22-25)
10+ Scoring Games		

#10 • COOPER CORNELIUS

	Season	Career
Points		
Rebounds		
Assists		
Steals		
Blocked Shots		
Minutes	3:06 vs. Texas Southern (11-18-26)	3:06 vs. Texas Southern (11-18-26)
10+ Scoring Games		

#13 • ISAIAH SY *(^- at Oregon State)*

	Season	Career
Points	12 - 2x; last: vs. NMSU (11-15-26)	25 vs. ^Loyola Marymount (1/14/26)
Rebounds	8 vs. Texas Southern (11-18-26)	12 vs. ^San Diego (2/25/26)
Assists	4 vs. Bethune-Cookman (11-11-26)	5 - 3x; last: vs. ^Pepperdine (2/21/26)
Steals	3 vs. New Mexico State (11-15-26)	3 - 2x; last: vs. New Mexico State (11-15-26)
Blocked Shots	1 vs. Colorado (11-7-26)	2 at ^Seattle U (2/15/26)
Minutes	23:57 vs. Cal State Fullerton (11-3-26)	42 vs. ^San Diego (2/25/26)
10+ Scoring Games	4 times (4-0)	26 times (18-8)
20+ Scoring Games		1 time (1-0)
10+ Rebounding Games		2 times (2-0)
Double Doubles		2 time (2-0)

#18 • LUCA VINCINI

	Season	Career
Points	10 vs. Cal State Fullerton (11-3-26)	10 vs. Cal State Fullerton (11-3-26)
Rebounds	7 - 2x; last: vs. Colorado (11-7-26)	7 - 2x; last: vs. Colorado (11-7-26)
Assists	3 vs. Cal State Fullerton (11-3-26)	3 vs. Cal State Fullerton (11-3-26)
Steals	1 - 2x; last: vs. Maryland (11-26-26)	1 - 2x; last: vs. Maryland (11-26-26)
Blocked Shots	1 - 6x; last: vs. Iowa State (11-24-26)	1- 6x; last: vs. Iowa State (11-24-26)
Minutes	17:37 vs. Colorado (11-7-26)	17:37 vs. Colorado (11-7-26)
10+ Scoring Games	1 time (1-0)	1 time (1-0)
10+ Rebounding Games		

** - Pac-12 game; + - Pac-12 Tournament game.*

SEASON/CAREER HIGHS

#23 • NICK ANDERSON *(^- at Prairie View A&M; # - at Rice)*

	Season	Career
Points		32 at ^Northern Colorado (11/23/24)
Rebounds		10 at ^Rice (12/22/24)
Assists		4 - 2x; last: vs. #Coll. of Biblical Studies (11/4/25)
Steals		3 - 5x; last: vs. #North Texas (2/4/26)
Blocked Shots		1 - 12x; last: vs. #Florida Atlantic (2/11/26)
Minutes		42 vs. #North Texas (2/4/26)
10+ Scoring Games		39 times (12-27)
20+ Scoring Games		12 times (6-6)
30+ Scoring Games		1 time (0-1)
10+ Rebounding Games		1 time (0-1)
Double Doubles		1 time (0-1)

#24 • JEL MALEK

	Season	Career
Points		
Rebounds		
Assists		
Steals		
Blocked Shots		
Minutes		
10+ Scoring Games		

#33 • THOKBOR MAJAK

	Season	Career
Points		2 vs. Whittier (12/22/25)
Rebounds		5 - 2x; last: at Air Force (2/7/26)
Assists		
Steals		
Blocked Shots		1 - 2x; last: at Air Force (2/7/26)
Minutes	8:22 vs. Texas Southern (11-18-26)	9:43 vs. Whittier (12/22/25)
10+ Scoring Games		

#45 • BEAR CHERRY *(^- at UNLV; # - at Sacramento State)*

	Season	Career
Points	15 - 2x; last: vs. Bethune-Cookman (11-11-26)	24 vs. ^Alabama State (11/4/24)
Rebounds	7 - 2x; last vs. Iowa State (11-24-26)	12 vs. #William Jessup (11/7/25)
Assists	2 - 2x; last: vs. Maryland (11-26-26)	3 - 3x; last: vs. #UC Santa Barbara (11-11-25)
Steals	3 vs. Maryland (11-26-26)	3 vs. Maryland (11-26-26)
Blocked Shots	9 vs. Maryland (11-26-26)	9 vs. Maryland (11-26-26)
Minutes	30:19 vs. Maryland (11-26-26)	38 vs. #UC Santa Barbara (11-11-25)
10+ Scoring Games	5 times (4-1)	25 times (17-8)
20+ Scoring Games		3 times (1-2)
10+ Rebounding Games		5 times (4-1)
Double Doubles		4 times (4-0)

** - Pac-12 game; + - Pac-12 Tournament game.*

MISCELLANEOUS STATISTICS

San Diego State's Record When...

Category	2026-27 Season	Dutcher Era	SDSU Streak	Note
Home	3-0	126-16	Won 5	SDSU is 81-8 in its last 89, 108-12 in its last 120, and 242-31 in its last 273 home games; 20-game home court win streak snapped by Boise State (3-8-24)
Away		56-40	Lost 3	SDSU is 48-26 in its last 74 road games and 111-69 in its last 180 road games; Aztecs are 108-60 in last 168 road games vs. non-AP top 25 teams.
Neutral	3-1	44-24	Won 1	Aztecs have won 77 of the last 118 games at neutral sites (77-41); 8-game win streak snapped by Connecticut (4-3-23); Won 8 of last 17 meetings with AP Top 25 teams
Scoring First	5-1	145-36	Won 1	SDSU is 262-73 in its last 335 games in which it has scored first. Last loss: vs. Iowa State (11-24-26)
Opponent Scores First	1-0	82-42	Won 2	SDSU is 71-30 in its last 101 and 153-68 in its last 221 games in which the opponent has scored first
Leading at Half	6-0	201-23	Won 6	SDSU is 132-12 in its last 144; 170-15 in its last 188 and 263-31 in its last 294 games when ahead at half; 190-11 in last 201 at home when leading at half
Trailing at Half	0-1	30-52	Lost 3	SDSU is 35-64 the last 99 times trailing at the half and 61-93 since the start of '10-11
Tied at Half		1-5	Lost 3	SDSU is 8-8 in last 16 games that have been tied at half
Leading with 5:00 Left	5-0	199-12	Won 44	Won 455 of last 471 (455-16); 164-game win streak snapped vs. Boise (2-27-16); Last loss before 164-game win streak: at WYO (1-9-10)
Trailing with 5:00 Left	1-1	19-64	Won 1	SDSU is 26-107 in its last 133
Tied with 5:00 Left		4-4	Won 1	SDSU is 7-7 in last 14 outings
In Overtime		8-5	Won 1	SDSU is 29-6 in its last 35 in OT; Last loss: vs. Troy (11-18-25); 10-2 in last 12 overtime home games
SDSU Outrebounds Opp.	5-0	162-21	Won 5	SDSU is 131-14 in its last 145; 193-28 in its last 221 and 303-47 in its last 350 games
SDSU is Outrebounded	1-1	52-58	Lost 1	SDSU is 42-43 in its last 85 and 92-88 in its last 180 games when outrebounded; Last win: vs. New Mexico State (11-15-26)
SDSU Commits Fewer TOs	2-0	152-38	Won 3	SDSU is 123-26 in its last 149 and 196-39 in its last 235 when committing fewer turnovers. Last loss: at Boise State (3-3-26)
Opp. Commits Fewer TOs	4-1	54-40	Won 1	SDSU is 117-75 in its last 192 games when committing more turnovers; Last win: vs. Maryland (11-26-26)
SDSU More FT Attempts	6-0	144-11	Won 6	SDSU is 116-6 in its last 122 and 283-36 in its last 319 games in the category. Last loss: vs. Utah State (3-14-26)
Opp. More FT Attempts		73-60	Won 2	SDSU is 116-91 in its last 207 games in this category. Last win: vs. New Mexico (3-13-26)
SDSU Shoots Better than Opp.	6-0	191-17	Won 9	SDSU is 118-11 in last 129; 164-14 in last 178; 194-17 in last 211; 354-27 in last 381 with higher FG pct. Last loss: at New Mexico (2-28-26)
Opp. Shoots Better than SDSU	0-1	35-63	Lost 12	SDSU is 67-111 since the start of '10-11 when the opponent has a higher FG pct.; Last win: at Air Force (1-22-25)
SDSU Shoots 50% or Better	2-0	80-2	Won 21	70-game win streak snapped at California (12-8-18). Have won 112 straight at home when FG pct. >= 50.0 pct. (last loss: UNLV, 1-26-02)
SDSU Shoots Between 40-50%	4-0	108-41	Won 4	Since March 3, 2010, SDSU is 208-60 overall and 117-15 at home since the start of the 2009-10 season
SDSU Shoots 40% or Less	0-1	35-39	Lost 9	SDSU is 244-55 when shooting 38.9 pct. or better (since Jan. 31, 2015); SDSU is 169-12 since Feb. 22, 2012, at home, when shooting at least 38.9 pct.
Opp. Shoots 50% or Better		6-19	Lost 1	Last win: at UNLV (1-24-26)
Opp. Shoots Between 40-50%	2-1	80-46	Lost 1	Last loss: vs. Iowa State (11-24-26); Last win: vs. Bethune-Cookman (11-11-26)
Opp. Shoots 40% or Less	4-0	142-17	Won 6	SDSU is 120-14 in last 134; 366-55 in last 421 times the opponent has shot 40 pct. or less; Last loss: at New Mexico (2-28-26)
Opp. Shoots 35% or Less	2-0	65-3	Won 12	SDSU is 176-12 in its last 188; Won 35 straight until vs. Boise State (1-22-22); Prior last loss was at CSU (2-25-17); SDSU 56-1 in last 57 gms. at Viejas dating back to 2-6-16 (UNM)
SDSU Bench Outscores Opp.	4-0	158-44	Won 4	SDSU is 136-37 in its last 173 and 282-65 in this category since the beginning of the 2010-11 season; Aztecs are 252-35 in last 287 games
Opp. Bench Outscores SDSU	2-1	63-35	Won 1	SDSU is 119-68 in this category since the beginning of the 2010-11 season
SDSU Scores Less Than 60		4-23	Lost 7	SDSU is 37-67 in its last 104 games when scoring less than 60 pts; Last win: vs. Creighton (3-26-23)
SDSU Scores At Least 60 & Less Than 70	0-1	52-37	Lost 2	SDSU is 125-65 in its last 190 games. Last loss: vs. Iowa State (11-24-26); 22-8 since March 15, 2019 at home
SDSU Scores Between 70-79	3-0	88-15	Won 4	SDSU is 136-20 in last 156, 185-25 in its last 210 when scoring 70-79; 31-game win streak snapped vs. Arizona (11-22-22); 123-9 at home in last 132
SDSU Scores Between 80-89	1-0	56-4	Won 9	SDSU is 107-11 in its last 118 games when scoring between 80-89 points; 40-game win streak snapped vs. Baylor (11-26-25); 35-0 at home under Dutcher & 69-1 in last 70
SDSU Scores Between 90-99	1-0	17-0	Won 30	The Aztecs are 37-2 since the start of 1999-00 when scoring 90-99 points; 31-1 at home in that timeframe
SDSU Scores 100+	1-0	6-1	Won 3	The Aztecs' 29 straight game win streak reaching triple digits snapped vs. Troy (11-18-25). SDSU is 9-1 in games where it has scored 100+ points since 1999-00
Opp. Scores Less Than 50		23-1	Won 12	SDSU is 27-1 in last 28; 91-5 in last 96 in this category (losses: at AFA, 3/8/08; at UW, 12-7-14; vs. Wyo., 3-14-15; Little Rock, 11-21-15; vs. Boise 1-22-22)
Opp. Scores Less Than 60	1-0	109-7	Won 43	SDSU is 125-8 in its last 133 games, 306-29 in its last 335 in the category; Last loss: vs. Boise State (3-12-22)
				SDSU is 190-7 the last 197 & has won 33 straight home games when holding the opponent to under 60 points (last loss: vs. Boise State, 1-22-22)
Opp. Scores Between 50-59	1-0	86-6	Won 34	SDSU is 115-12 in its last 127 games and 265-34 in last 299 games in this category
Opp. Scores Between 60-69	2-0	72-19	Won 7	SDSU is 61-14 in last 75 games; 135-42 in the category since the start of 2009-10 & 195-77 in the Dutcher/Fisher era.
Opp. Scores Between 70-79	3-0	40-29	Won 3	SDSU is 58-52 in its last 110 games when allowing between 70-79 points
Opp. Scores Between 80-89	0-1	3-18	Lost 1	SDSU is 5-23 since the beginning of the 2010-11 season in this category.
Opp. Scores Between 90-99		1-6	Lost 3	SDSU snapped a 24-game losing streak in the category by winning at TCU (3-3-12); Last win: vs. Washington (11-19-23)
Opp. Scores 100+		1-1	Won 1	The Aztecs are 1-4 in this category since the 1999-00 season.
Wearing Black	0-1	62-52	Lost 6	SDSU is 48-34 in last 82 and 105-82 in its last 187 in the black uniforms; Last worn at home: vs. Air Force (2-12-22)
Wearing Alternate Black (Red Writing)		19-6	Lost 1	Worn for first time of season at Colorado St. (1-18-23; Last loss vs. Connecticut (4-3-23)
Wearing Red		9-0	Won 10	Aztecs are 24-5 in their last 29 when wearing red since the start of 2010-11; Last worn: at UNLV (1-24-26)
Wearing White	5-0	146-26	Won 9	Aztecs are 116-17 in last 133; Last worn on the road at Air Force (2-7-26); Last neutral: vs. Maryland (11-26-26)
Wearing Retro White		3-1	Won 2	Wore vs. USD and vs. No. 2/3 Kansas in 2015-16; vs. Alabama State, Wyoming, Air Force in 2016-17; vs. Georgia and California, USU, CSU in 2017-18
Wearing Retro White Shorts		7-0	Won 7	Debuted vs. Colorado State (1-4-21)
Wearing Camouflage			Lost 1	SDSU lost to No. 9/9 Syracuse (11-11-12)
Wearing Pewter Gray			Won 2	Uniforms made its debut vs. USD (12-15-12); Also worn against UNLV (1-16-13), FS (2-9-13), BSU (3-13-13)
Wearing Turquoise	1-0	9-2	Won1	Made its debut vs. Bakersfield (11-20-14); Also vs. SD Christian (11-18-15), vs. Savannah St. (11-28-16), vs. McNeese (11-17-17), vs. Jackson St. (11-27-18), vs. Tennessee State (11-25-19), vs. UC Irvine (11-27-20), vs. UT Arlington (11-20-21), vs. UC Irvine (11-29-22), vs. Saint Mary's (12-10-22), vs. LBSU (11-14-23) vs. Occidental (11-12-24), vs. Troy (11-18-25), vs. Texas Southern (11-18-26)
On Monday		13-4	Won 1	Aztecs are 25-6 on Monday since the beginning of 2010-11. Last loss: vs. Michigan (11-24-25)
On Tuesday	1-1	44-19	Lost 1	SDSU is 76-26 in its last 10 games played on Tuesday. Last loss: at Iowa State (11-24-26)
On Wednesday	2-0	41-10	Won 4	SDSU is 56-14 in last 70 and 86-22 in its last 108 games played on Wednesday
On Thursday	1-0	23-5	Won 2	Aztecs played just 50 Thursday games since the start of the 2010-11 season and only once this regular season (vs. Maryland on 11-26-26)
On Friday		27-8	Won 4	SDSU is 49-13 in its last 62 games played on the day
On Saturday	1-0	65-33	Won 1	SDSU is 119-57 in its last 176 games played on Saturday
On Sunday	1-0	12-1	Won 12	The Aztecs have played only 35 Sunday games since the beginning of the 2010-11 campaign (27-8)
In November	6-1	49-15	Won 1	SDSU is 83-43 in November since the beginning of the 2010-11 campaign
In December		38-11	Won 2	The Aztecs are 82-20 in their last 102 games played in December. Last loss: vs. Arizona (12-20-25)
In January		52-21	Lost 1	SDSU is 80-28 in last 108 and 96-33 in last 129 January games
In February		52-15	Lost 1	SDSU is 79-28 in its last 107 games played during the month
In March		34-17	Lost 1	The Aztecs are 80-34 in their last 114 March games
In April		1-1	Lost 1	SDSU beat Florida Atlantic (4-1-23) in the Final Four, in first-ever April game, but lost to Connecticut (4-3-23) in the national championship game two nights later