

TWO THOUSAND SIXTEEN  
**FLORIDA STATE**  
VOLLEYBALL



**UNITED**  
AS ONE



FSUVolleyball



@FSU\_VOLLEYBALL



/FSUVOLLEYBALL



# TABLE OF CONTENTS



## 2016 FLORIDA STATE MEDIA GUIDE

Table of Contents .....	1	All-Time Numerical Roster .....	45-46
Numbers to Know .....	2	Season-by-Season Statistics .....	47
Noles Around the Globe .....	3-	All-Time Player Statistics .....	48-50
This is Florida State Volleyball.....	2-4	Season-by-Season Leaders .....	51-56
Noles Around the Globe .....	4-13	Career Statistical Leaders .....	57-59
<b>2016 Outlook</b>			
2016 Volleyball Quick Facts .....	14	Season Statistical Leaders (All-Time) .....	60-62
2016 Roster .....	15	Match-by-Match Leaders (All-Time) .....	63-64
2016 Season Outlook .....	16-17	Match-by-Match Leaders (All-Time / ACC) .....	65-66
<b>Student-Athlete Profiles</b>			
Mara Green .....	18-19	All-Time Player Statistics (Freshmen) .....	67-68
Katie Horton .....	20-21	Season Statistical Leaders (Freshmen) .....	69-71
Hailey Luke .....	22-23	All-Time Player Statistics (Rally Scoring) .....	72-73
Melanie Keil .....	24-25	Team Statistics (Rally Scoring) .....	74-76
Cecilie Woie .....	26	Career Statistical Leaders (Rally Scoring) .....	77-79
Natasha Calkins .....	27	Match-by-Match Leaders (Rally Scoring) .....	83-84
Milica Kubura .....	28	Match-by-Match Leaders (Rally Scoring / ACC) .....	83-84
Christina Ambrose .....	29	All-Time Player Statistics (ACC) .....	87-88
Brianne Burkert .....	30	Team Statistics (ACC) .....	89-91
Bozena Culo .....	31	Career Statistical Leaders (ACC) .....	92-94
Madison Sullivan .....	32	Season Statistical Leaders (ACC) .....	95-97
Stasa Miljevic .....	33	Match-by-Match Leaders (ACC) .....	98-99
<b>Coaching Staff</b>			
Head Coach Chris Poole .....	34-35	All-Time Player Statistics (NCAA Tournament) .....	100-101
Associate Head Coach Jeff Hulsmeyer .....	36	Team Statistics (NCAA Tournament) .....	102-103
Assistant Coach Ganna "Anna" Khrystenko .....	37	Career Statistical Leaders (NCAA Tournament) .....	104-106
Volleyball Support Staff .....	38	Match-by-Match Leaders (NCAA Tournament) .....	107-108
<b>2015 Season Review</b>			
2015 Season Accolades .....	39	All-Time Record (vs. Opponents) .....	109-130
2015 Regular Season Statistics .....	40	Season-by-Season Results .....	131-156
2015 ACC Statistics / Recap .....	41	All-Time Top 25 Victories .....	157
<b>Program History</b>			
All-Time Coaching Records .....	42	FSU AVCA Poll History .....	158-159
Honors & Awards .....	43-44	Postseason Tournament Results .....	161-162
		The ACC .....	163
		University & Athletic Administration .....	164
		Media Information .....	165
		2016 FSU Television Roster .....	166



### CREDITS

The 2016 Florida State Volleyball Almanac is a publication of the FSU Sports Information Office. Written and edited by Jon Cole, with additional editing by Elliott Finebloom, Steven McCartney, Christa Salerno, Steve Stone and Billy Clark. Page template and headers designed by Grant Hawkins Design, while the cover page is designed by Maxo Jean. Page layout by Jon Cole. Featured photographers: Ryals Lee, Perrone Ford, Ross Obley, Don Juan Moore and Maury Neipris.



# NUMBERS TO KNOW

## 8




After setting a school record for appearing in five-consecutive NCAA Tournaments, the Seminoles will look to extend that streak to eight in 2016. If the Seminoles reach their eighth straight NCAA Tournament that would double the streak of four that was set by the 1987-90 squads which consisted of Metro Conference legends Gabrielle Reece and Maggie Philgence.

## 9



Florida State is attempting to win 20 matches for the ninth straight season. The current streak of eight marks the second-longest stretch of 20-win seasons in program history which took place between 1973 and 1990 when the Seminoles had 18 consecutive 20-win campaigns.

## 16



Florida State has posted 16 wins in the NCAA Tournament since making its first appearance on Dec. 7, 1985 under head coach Cecile Reynaud.

## 32



Florida State has posted 32 victories against teams ranked in the AVCA Top 25, including 24 since the arrival of Chris Poole in 2008.

## 49



The number of assists that three-time captain Hailey Luke trails Donna Krai by from moving into 10th on the all-time assist list. Luke, who finished the 2015 season with a team-high 729 assists, became the 11th different Seminole with 2,000 assists in their career. Luke has handed out 2,001 assists through her first three seasons, while Krai dished out 2,050 between 1982 and 1985.

## 74




Florida State ended the season ranked 20th in the final American Volleyball Coaches Association Polls (AVCA) and has now spent the last 74 weeks ranked in the AVCA Top 25. The streak began on Sept. 19, 2011 when the Seminoles brandished a 23rd overall ranking.

## 130




The number of Atlantic Coast Conference victories for the Seminoles under Coach Poole. Over the last eight years, since taking over the Florida State program in 2008, Coach Poole is a combined 130-28 (.823 winning pct.). That mark places the Noles atop the conference in wins and winning percentage. Only three other programs in the ACC have topped 100 conference wins in that span.

## 154



Senior outside hitter Katie Horton enters the campaign 154 kills short of 1,000 in her career. Horton, who has played the last two seasons at Florida State, finished with 312 kills in her one season at Ohio University in 2013. Since coming to Tallahassee she has amassed 587 digs, 534 kills and 129 total blocks (117 assisted blocks).

## 761



Coach Poole's career wins. Poole ranks seventh among the active NCAA Division I coaches after guiding the Seminoles to 25 wins in the 2016 season. Poole now has four wins more than Lehigh's Bob Bertucci and eight victories more than Joe Sagula (North Carolina). Poole trails Brian Gimmillaro (Long Beach State) among active winningest coaches, who has 815 wins.



# THIS IS FLORIDA STATE VOLLEYBALL

LEADERS ON AND OFF THE COURT



Florida State standout **Sarah Wickstrom** earned a trifecta of excellent academic and community service awards in the 2012-13 year. The Stuart, Fla. native was named the team's Golden Torch award winner for classroom success, an All-ACC Academic Team member and a Golden Nole award recipient for outstanding devotion to the community. Katie Mosher picked up her second Golden Nole Award at the 2014 banquet, however she accepted another honor on the same night - the BVHS Senior Recognition Award.



<<Former Player **Olivera Medic** is one of 11 All-ACC Academic Team members for Florida State volleyball. The Subotica, Serbia native previously played at the junior college level in Western Wyoming and was recognized with an NJCAA Award for exemplary academic achievement.



<<Former defensive specialist **Taylor Wilson** was a three-time academic all-district selection from 2008-10 as an interior design major.



^^Former player **Amanda Saxton** received a special honor at the 2011 NCAA Final Four banquet, taking home the Elite 89 Award. The honor recognizes the true essence of the student-athlete by honoring the individual who has reached the pinnacle of competition at the national championship level in his or her sport, while also achieving the highest academic standard among his or her peers.




# NOLES AROUND THE GLOBE

FSU volleyball has a long-standing tradition of getting its student-athletes to where they want to go. Since early in the program's origin, both present and past student-athletes have enjoyed the chance to play the game across a worldwide stage.



### Carol Forsten (1981-84) • Australian National Team

Somerton Park, Australia native Carol Forsten was a fantastic outside hitter for the Seminoles in the early 1980s. The four-year letterwinner participated with the Australian National Team in the World Cup Competition in 1982, two years following her prestigious position as a captain for the Australian National High School all-star team in the 1979-80 year. Forsten, who also toured Latin America in 1981 and Japan in 1982 with Athletes-In-Action, was an academic all-district selection and an AVCA All-Region performer at Florida State in 1984. She finished her four-year career by recording 674 kills in 304 sets.



### Karyn Palgut (1982-86) • 1982 Olympic Festival

A three-sport athlete at Florida State, Palgut lettered in volleyball (four), basketball (one) and softball (two) from 1982-86. After a successful collegiate career at outside hitter that saw her named to the All-Metro Tournament team three times, including the distinction of MVP, Palgut competed in the 1982 Olympic Festival on the East team. Upon graduation, Palgut joined the U.S. Women's National Team for Handball and had a successful career. She participated in the Goodwill games, the Pan American Games (Gold Medal) and the 1988 and 1992 Summer Olympics receiving seventh and sixth place respectively. One of Palgut's best volleyball attributes at Florida State was her service game, recording 132 aces in her career. She also tallied 1,228 kills (3.80 kills/set) in her four-year career.




### Maggie Philgence (1987-90) • 1991 Olympic Festival

Hailing from the Virgin Islands, outside hitter Maggie Philgence became one of the most well-established Seminoles in program history. After her successful four-year career, Philgence was drafted to the South Team for the Olympic Festival in Los Angeles in 1991 where she helped lead her squad over the West to claim the gold medal. Philgence played her professional career with the international league in France and the Virgin Islands, and was inducted to the Florida State Athletics Hall of Fame in 1998. Philgence was a four-time All-Region player, a three-time Metro All-Conference player and is Florida State's all-time leader in kills with 2,110 (5.36 kills/set). She has a hand in virtually every Top 10 category at Florida State.



# NOLES AROUND THE GLOBE



## Gabrielle Reece (1987-90) • Women's Beach League

Arguably Florida State's most well-known volleyball alumna, former middle hitter Gabrielle Reece is more than just one of the world's most famous models. From 1987-90, Reece terrorized oncoming attackers as she racked up 747 total blocks, including 240 solo. She was a two-time Metro All-Conference player and an AVCA All-Region performer who also enjoyed an exceptional career on the pro tour. In the Women's Beach Volleyball League, Reece was a two-time offensive player of the year (1994-95), the league's leader in kills for four straight years (1993-96) and the league's leader in blocks (1993). Reece also helped her team take first place in the first Beach Volleyball World Championships and participated in the FIVB Beach Volleyball World Tour. The California native started earning her acclaim for modeling while attending Florida State, being named as one of the five most beautiful women in the world by Elle in 1989 and receiving the "Most Inspiring Collegiate Athlete" honor at the 1989 Dodge National Athletic Awards.



## Franci Rard (1993) • AVP Tour

Outside hitter Franci Rard of Naples, Fla. spent one season at Florida State in 1993. Following her lone year, which included helping lead the Seminoles to their first-ever NCAA Tournament win over DePaul, Rard made a living on the AVP tour playing beach volleyball. Rard enjoyed plenty of success in the sand, but was known for battling back from fusion surgery for degenerative discs in 2000 as the procedure set her back nearly 2 ½ years before she could play competitively again. Rard was named to the All-ACC Tournament Team as well as the ACC Academic Honor Roll in 1993. She is the only Florida State volleyball player representing the program in the Olympic Games, however it was in handball--not volleyball.




## Norisha Campbell (1998-01) • USA Volleyball

A fine middle-hitter from Universal City, Texas, Norisha Campbell twice was an AVCA All-Region player as well as a two-time All-ACC performer in 2000 and 2001. Prior to her sophomore campaign, Campbell participated with the 1999 USA Junior National Volleyball Team that competed at the Junior World Championships in Saskatoon and Edmonton, Canada. In the tournament, she led the USA squad in hitting in its final match vs. the Czech Republic with 11 kills and four blocks. Campbell's career at Florida State was highlighted by her 1,289 kills and .320 hitting percentage. Aside from her experience with the junior national team, Campbell was selected to the 2001 USA National A2 Training program and then became the first Seminole ever to participate with the USA National Team in 2007. Campbell has also played professionally in Switzerland and Germany.



# NOLES AROUND THE GLOBE



## Alex Sevillano (1999-02) • AVO Pro Beach Tour

A native of Clearwater, Fla., former outside hitter Alex Sevillano spent her career at Florida State from 1999-2002. Following four years that included leading the Seminoles in digs in her last two seasons, Sevillano made her living on the pro beach tour from 2006-11. The four-time ACC Academic Honor Roll member started in the AVO Pro Beach Tour, then made her way to the National Volleyball League as well as Wide Open Volleyball. During her beach-playing career, Sevillano made stops in Arizona, California, Colorado, Florida, Georgia, Illinois, New York and Texas.



## Cecile Reynaud (1976-2001) • USA Volleyball

Known as an exceptional teacher, educator, motivator and coach of volleyball, Reynaud's global experience has been aplenty since building the Seminoles into a respectable volleyball program for 26 seasons. Reynaud was an assistant coach for the United States World University Games team in 1983, then served as head coach of the Women's Junior National Volleyball Team in 1985. In the summer 2012, Reynaud had the privilege of coaching at the Paralympic Games in London for the USA Women's Sitting Volleyball Team, and coached the USA Women's National Team at the Grand Prix in Japan in August 2013. Reynaud finished her FSU coaching career with 635 wins following her retirement in 2001, placing her in a group of just eight active coaches at the time who amassed 600 or more victories. In her 26 seasons, 98 percent of her four-year letterwinners at Florida State went on to earn their college degree, proving her immense focus on both volleyball education and classroom education. She was a four-time conference coach of the year who also served as Deputy Competition Manager for the 1996 Centennial Olympic Games in Atlanta.



## Makini Thompson (2005-07) • Jamaican National Team

Another great outside hitter to don the Garnet and Gold, Makini Thompson became Florida State's third All-American when she earned the national honor in 2006. In that same year, Thompson was also an AVCA All-Region performer and made the All-ACC Team in both 2006 and 2007. The 2006 season witnessed her putting down kills at an average of 3.95 per set. Thompson's post-FSU career included playing for the Jamaican National Team as well as Langenthal VBC in Switzerland at the professional level.



# NOLES AROUND THE GLOBE



## Jordana Price (2007-09) • VFM

Jordana Price was another substantial piece to Florida State's history-making 2009 team that made it all the way to NCAA Volleyball's version of the Elite Eight. The Mountain Home, Idaho native was a ferocious player who garnered a .312 hitting percentage from 2007-09 and led Florida State in total blocks in two of her three years. An AVCA Honorable Mention All-American and a two-time all-region performer, Price took a similar path to teammate Brianna Barry by playing for VFM in Switzerland and also playing for Team Florida WAVE. Price was an All-ACC Team selection in 2009 when she recorded a .355 hitting percentage and 161 total blocks.



## Brianna Barry (2006-09) • VFM

Middle blocker Brianna Barry holds the distinguished honor as Florida State's first non-honorable mention All-American when she earned second-team honors as a senior. The Winter Springs, Fla., native had a tremendous career that was highlighted by leading the Seminoles to their first NCAA Regional Final appearance in 2009. In that season, Barry became Florida State's first ACC Player of the Year and finished with an astonishing .492 hitting percentage that is high atop the NCAA charts. Following her collegiate career, Barry played for VFM in Saignelégier, Switzerland from 2010-13, and also played for Team Florida WAVE. Barry was also an all-region and all-conference player in her Seminole years, and made the All-ACC Academic Team and the ACC Academic Honor Roll in each of her four seasons. She finished her college career with an outstanding .369 hitting percentage and 393 total blocks.



## Mira Djuric (2007-09) • HPK

Outside hitter Mira Djuric from Belgrade, Serbia was a tenacious student-athlete with an entertaining serve that came at opponents fast. Djuric was another AVCA Honorable Mention All-American in 2009 and twice made the All-ACC Team in both her playing seasons in 2007 and 2009. In just two seasons she ended her Seminole career with 149 service aces, a top five mark in school history at the conclusion of her senior season. Djuric also excelled offensively in the attacking game, delivering the most kills on her teams in 2007 and 2009. Prior to her enrollment at Florida State, Djuric was a member of the Serbian Junior National Team. She played professionally in Finland for HPK following her years at Florida State.





# NOLES AROUND THE GLOBE



### Stephanie Neville (2007-10) • Canadian National Team

Canadian-born outside hitter Stephanie Neville had four fine seasons for the Seminoles between 2007-10, always being a steady presence on the attack. The Cambridge, Ontario native ended her FSU career with a consistent .267 attack percentage which was highlighted by a .309 finish in the team's program-building 2009 year. As a senior, she was named to the All-ACC Team and earned a spot on the All-East Region Honorable Mention list after leading the Noles in kills. Prior to her enrollment at FSU, Neville had the honor of playing for the Canadian Youth and Junior National teams, adding to Florida State's growing list of student-athletes who spent time playing among their country's most competitive national teams. While at FSU, Neville was also an achiever in the classroom after earning a spot on the All-ACC Academic Team in both 2009 and 2010. She was also an All-ACC Academic Honor Roll recipient in all four seasons played.



### Visnja Djurdjevic (2010-11) • Serbian Junior National Team

Versatile Visnja Djurdjevic became Florida State's first multiple All-American, earning the honor twice in her only two seasons as a Seminole. She was a two-time All-ACC Team member and was responsible for the biggest point in program history, a match-point service ace that gave Florida State a five-set win over Iowa State on Dec. 10, 2011, to send the Seminoles to the NCAA National Semifinals. Djurdjevic participated with the Serbian Junior National Team that twice won the Balkan Championships. She is now a volunteer assistant coach at Boston College.



### Duygu Duzceler (2009-12) • Turkish Junior National Team

Turkish-born Duygu Duzceler became one of the most polished setters in program history as she was one of the guiding forces that began Florida State's unprecedented era. Duzceler never missed a match or even a set in her four-year career and was part of an NCAA Regional Final in 2009 and an NCAA National Semifinal in 2011. Her 134 career matches are just outside of the top 10 list in school history, with the most recent player being Deanna Kaleta (137) in 1985-88. Duzceler helped make Florida State's attacking game exponentially better in her time in Tallahassee, helping a flurry of middle blockers and outside hitters earn All-America honors. Playing in a two-setter rotation, Duzceler still managed to record 2,915 assists (5.83 assists/set) for a top 10 mark at Florida State. Shortly after her collegiate career, Duzceler signed a professional volleyball contract in Turkey.



# NOLES AROUND THE GLOBE

## Sareea Freeman (2009-12) • North Texas Region

In her time as a Seminole, middle blocker Sareea Freeman went from being a raw athlete to a highly-skilled player who was a dominating force by her senior season. The Fresno, Calif., native earned AVCA Honorable Mention All-America honors in 2012 and finished second nationally with a .438 hitting percentage that season. Heading into her big senior year, Freeman faced some great competition during the summer 2012 when she competed with teammate Sarah Wickstrom in the United States Senior Women's A2 Program in Columbus, Ohio against some of the nation's best collegiate athletes across the country. Freeman set a school record for most ACC Player of the Week awards in a career when she earned four, including three in her final season at Florida State. She ended her FSU career with an outstanding .356 hitting percentage and 393 total blocks. After an assistant coaching stint with UAlbany, she joined the North Texas Region and helped the squad with the PVL Championship in 2015.



## Fatma Yildirim (2009-12) • Turkish National Training Team

A hard-working player, Fatma Yildirim showcased several of her abilities while at Florida State. She ended her career as an AVCA Honorable Mention All-American in 2012, and became just the fifth Seminole to earn both All-ACC Freshman Team and All-ACC honors. Prior to coming to Florida State, Yildirim was a member of the Turkish Junior National Team from 2005-08. One of the highlights of her three-year stint was helping the national team to the title at the 2006 Balkan Championships. Yildirim was a co-captain on the 2012 Seminole squad and was known as a role model for the way she conducted herself. Yildirim is currently training with the Turkish National Team in preparation for the FIVB U23 World Championship in October 2013.



## Marija Milosavljevic (2010-12) • Serbian Junior National Team

Middle blocker/right-side hitter Marija Milosavljevic was a steady player at Florida State, winning the Seminole Warrior and Total Commitment awards after her senior year for the devotion she showed. Milosavljevic was on the team's NCAA National Semifinal run in 2011, her second year with the program. The Bajina Basta, Serbia native has been a member of both the Serbian Youth and National Teams, having a few successful years at the Balkan Championships. Milosavljevic has the skills to continue playing at the professional level.





# NOLES AROUND THE GLOBE



## Katie Mosher (2010-14) • Florida WAVE

Libero Katie Mosher participated in the U.S. Collegiate National Team Program in the summer of 2014 (which is formally know as the U.S. Senior A2 program). Mosher was part of the European Global Challenge title in the summer 2011 in Croatia by the USA Junior A2 Team. Mosher was also part of the A2 program in high school, competing with the Youth A2 National Team in 2009. The Fort Myers, Fla., native holds the single-season record for digs at Florida State in a season with 604 in 2011, a year in which she was named the team's most influential player. Mosher capped off her career with 2,133 total digs after totaling 495 (2012) and 506 (2013). Mosher recently joined the Florida WAVE and helped it take fourth at the 2015 PVL Championships.



## Elise Walch (2011-13) • USA Junior A2 Team

Elise Walch played with USA Volleyball on a few occasions, including 2011 when she helped the USA Junior A2 Team to the championship at the European Global Challenge in Croatia. She was also a member of the 2008 and 2009 USA Volleyball Youth A2 Teams, and earned a spot on the 2010 USA Volleyball Junior National Training Team. The right-side hitter from Stuart, Fla., produced some big-hitting matches for the Seminoles, including a dominant 12-kill performance against Miami as a sophomore when Florida State upended the nationally-ranked Hurricanes. Walch capped off her Seminole career with 700 kills (2.35 kills/set) and 182 total blocks.



## Sarah Wickstrom (2011-14) • U.S. Collegiate National Team Program

Setter Sarah Wickstrom participated in the U.S. Collegiate National Team Program along with Katie Mosher and Mercedes Vaughn. She also played alongside former teammate Sareea Freeman in the United States Women's Senior A2 Program in Columbus, Ohio during the summer 2012. Wickstrom helped the USA Blue team to a 4-1 record at the national tournament. Wickstrom was a part of an NCAA National Semifinal run in 2011, a second-round appearance in 2012 and a Sweet 16 berth in 2013. Her Florida State career ended with 2,915 assists (5.96 assists/set) and 841 digs (1.72 digs/set). Prior to joining Florida State, Wickstrom participated in the USA Volleyball Junior Olympics for several years and also played at USA Volleyball Beach Nationals.



# NOLES AROUND THE GLOBE




## Sarah Burrington (2012-15) • USA Junior National Team

Middle blocker Sarah Burrington was named to the USA Volleyball Women's Junior National Team on June 14, 2013. The squad was composed of some of the very best collegiate athletes born in 1994 or 1995. The Ruskin, Fla. resident enjoyed a near two-week journey at the FIVB Women's U-20 World Championship in the Czech Republic. She helped Team USA to a 6-3 record which included scrimmages. Burrington closed out her career at Florida State by recording 709 kills, 494 total blocks and 446 assisted blocks.



## Olivera Medic (2012-13) • Serbia Senior National Team

Outside hitter Olivera Medic has been another great addition to the Serbian pipeline that the Florida State indoor volleyball program has grown. In 2012, she joined former teammate Fatma Yildirim as the only Seminoles to be named to more than one all-tournament team in 2012. The Subotica, Serbia native spent the summer of 2009 playing for the Serbian Senior National Team as she helped her national squad to a first-place finish in the Euroleague, defeating France in the semifinals and Turkey in the championship match. Medic also played on the Serbian Junior National Team and helped it to a second-place finish at the Balkan Championship.



## Nicole Walch (2012-15) • U.S. Collegiate National Team

Nicole Walch enjoyed a couple stints with USA Volleyball. Heading into her senior season at Martin County High School, Walch joined her sister Elise and fellow Seminole Katie Mosher in winning the European Global Challenge as a member of United States Junior A2 team in Pula, Croatia. Walch took her game to the next level in the summer 2013 when she played in the USA Volleyball senior A2 program in Dallas, Texas, against some of the best players remaining with collegiate eligibility. In 2014, she was selected to top the U.S. Collegiate National Team that played on the China Tour. Over the course of her career she earned two AVCA All-American Honorable Mentions (2013, 2015) and a Second Team AVCA All-American (2014). Walch was a member of Team USA that competed at the 2015 World University Games in Gwangju, Korea. The United States drew a tough pool play bracket, however the Americans went 3-0 in the silver bracket for ninth place in the tournament. She capped off her Florida State career as the first player in the rally scoring era to reach the program's top 10 list in kills (1,466). In the months after completing her degree she signed a professional contract to play in Puerto Rico and competed for a spot on the Pan American Cup.



# NOLES AROUND THE GLOBE



## Milica Kubura (2014-Present) • Serbian Junior National Team

Outside Hitter Milica Kubura joined the Seminoles in January of 2014 as the latest "Serbian Pipeline" member. The native of Belgrade, Kubura was a three-year member of the Junior National Team, which was ranked as high as eighth in the world. She was on the squad that earned the silver medal at the 2012 Junior Volleyball World Championships.



## Mercedes Vaughn (2014-15) • U.S. Collegiate National Team Program

After enrolling in January 2014, Middle blocker Mercedes Vaughn fit right into the scheme of things in Coach Poole's system. During the summer of 2014, she joined Sarah Wickstrom and Katie Mosher at the U.S. National Team Program event, which was held in Minneapolis, Minn. In two seasons at Florida State she tallied 367 kills, 192 total blocks and 181 assisted blocks.



## Cecilie Woie (2014-Present) • Norwegian National Team

Prior to her first season at FSU, Cecilie Woie was promoted to the Norwegian National team after spending five seasons as a member of the Junior National Team. Woie made her senior national team debut in May of 2014 by playing in the first round of qualification for the 2015 CEV Volleyball European Championships. She has also been named the NEVZA (Northern European Volleyball Zonal Association) "Best Libero" at both the 2011 and 2012 tournaments. Her teams captured silver in the NEVZA for the 2011 and 2012 tournaments. Woie led her team to the gold medal at the Norwegian Club National Championships with ØKSIL volleyball in 2014 after five runner-up finishes in previous seasons, where she was a three-time "Best Libero" at the event (2011, 2012, 2014).




# NOLES AROUND THE GLOBE



## Katie Horton (2012-15) • U.S. Collegiate National Team Program

Outside hitter Katie Horton was one of 36 athletes who trained and competed as part of the U.S. Collegiate Team-Indianapolis program. Horton, one of 231 athletes from 88 colleges and universities to participate in the U.S. Women's National Team in tryouts in February 2015, was one of six players from the ACC who made the squad. The squad, part of USA Volleyball's High Performance pipeline that is considered a second tryout for the U.S. Women's National Team, was divided into three 12-player teams that competed in a round-robin tournament on June 21-30 in Indianapolis, Indiana. The experience, which resulted in nine kills and only one error in 20 receptions (0.05) for Horton, provided her with the opportunity to refine several facets of her overall game heading into the 2016 campaign.

A collection Florida State standouts, which include Duygu Duzceler, Sareea Freeman, Olivera Medic, Marija Milosavljevic, Katie Mosher, Nicole Walch and Sarah Wickstrom are peppered throughout the globe as they pursue their careers as professional volleyball players.



**SARAH WICKSTROM**



**OLIVERA MEDIC**



**SAREEA FREEMAN**



**MARIJA MILOSAVLJEVIC**



**KATIE MOSHER**



**DUYGU DUZCELER**



**NICOLE WALCH**



# 2016 QUICK FACTS

Location .....	Tallahassee, Fla.
Enrollment .....	41,473
Nickname .....	Seminoles
School Colors .....	Garnet & Gold
Conference Affiliation .....	Atlantic Coast
President .....	John Thrasher
Vice President / Director of Athletics .....	Stan Wilcox
Senior Associate Athletics Director (Senior Women's Administrator) .....	Vanessa Fuchs
Head Coach .....	Chris Poole
Alma Mater .....	Arkansas Tech '83
Career Record .....	761-281
Overall Record at Florida State .....	211-53
ACC Record at Florida State .....	130-28
Associate Head Coach .....	Jeff Hulsmeyer
Alma Mater .....	Kentucky '88
Assistant Head Coach .....	Anna Khrystenko
Director of Volleyball Operations .....	Aubrey Marsellis
Volleyball Office Phone .....	850.644.3003
Home Venue .....	Tully Gymnasium
Home Court .....	Lucy McDaniel Court
Tully Gym Capacity .....	1,250
Press Row Phone .....	850.644.4192
First Year of Volleyball .....	1968
All-Time Record <since 1972> .....	1,067-489
All-Time ACC Record <joined in 1991> .....	264-159
All-Time ACC Championships .....	Four (1998, 2009, 2011, 2012)
All-Time NCAA Tournament Appearances .....	18 (1983, 1985, 1987-90, 1992-93, 1997-98, 2002, 2009-15)
All-Time NCAA Tournament Record .....	16-19
2015 Overall Record .....	25-7
2015 ACC Record .....	17-3
2015 ACC Finish .....	Second
Returning Letterwinners / Lost .....	8 / 10
Returning Starters / Lost .....	3 + Libero / 8
Twitter .....	FSU_Volleyball
Facebook .....	facebook.com/FSUVolleyball
Instagram .....	fsuvolleyball
Website .....	www.seminoles.com
Assistant Athletic Director / Sports Information Director / Digital Media Director .....	Elliott Finebloom
Assistant Sports Information Director (Volleyball Contact) .....	Jon Cole
Jon Cole Office Number .....	850.644.5656
Jon Cole Cell Number .....	850.228.1727
SID Fax Number .....	850.644.3820
Mailing Address .....	403 Stadium Drive West Tallahassee, Fla. 32306

## SEMINOLES BY LOCATION



Alberta



Croatia



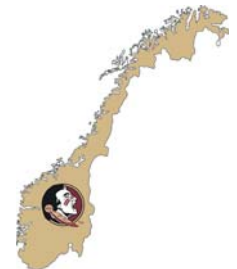
Florida



Georgia



Germany



Norway



Michigan



Serbia



Texas



# 2016 ROSTER

## NUMERICAL ROSTER

No.	Player	Pos.	Ht.	Class	Hometown / High School (Last School) / Club Team
1	Cecilie Woie	L	5-6	Jr.	Alsvag, Norway / OSKIL
3	Natasha Calkins	RS	6-1	Jr.	Calgary, Alberta, Canada / William Aberhart
4	Katie Horton	OH	6-1	Sr.	Westland, Mich. / Wayne Memorial / Premier Volleyball Club
5	Bozena Culo	OH	6-2	Fr.	Bjelovar, Croatia / Architectural Technical School Zagreb / Hoak Mladost Zagreb
6	Brianne Burkert	S	6-1	So.	Richardson, Texas / J.J. Pearce / Texas Advantage Volleyball
7	Milica Kubura	OH	6-4	Jr.	Belgrade, Serbia / 3rd Belgrade High School
8	Hailey Luke	S	6-0	Sr.	Altamonte Springs, Fla. / Lake Brantley
9	Madison Sullivan	L	5-7	Fr.	Jacksonville, Fla. / Duncan U. Fletcher / Jacksonville Juniors
10	Christina Ambrose	OH	6-3	RSO.	Winter Park, Fla. / Winter Park High School / Orlando Volleyball Academy
15	Stasa Miljevic	MB	6-3	Fr.	Belgrade, Serbia / XIII Belgrade Gymnasium / Vizura
21	Melanie Keil	MB	6-1	Sr.	Berlin, Germany
35	Mara Green	MB	6-1	RSr.	McDonough, Ga. / Eagles Landing Christian Academy / A5 Mizuno

## ALPHABETICAL ROSTER

10	Christina Ambrose	OH	6-3	RSO.	Winter Park, Fla. / Winter Park High School / Orlando Volleyball Academy
6	Brianne Burkert	S	6-1	So.	Richardson, Texas / J.J. Pearce / Texas Advantage Volleyball
3	Natasha Calkins	RS	6-1	Jr.	Calgary, Alberta, Canada / William Aberhart
5	Bozena Culo	OH	6-2	Fr.	Bjelovar, Croatia / Architectural Technical School Zagreb / Hoak Mladost Zagreb
35	Mara Green	MB	6-1	RSr.	McDonough, Ga. / Eagles Landing Christian Academy / A5 Mizuno
4	Katie Horton	OH	6-1	Sr.	Westland, Mich. / Wayne Memorial / Premier Volleyball Club
21	Melanie Keil	MB	6-1	Sr.	Berlin, Germany
7	Milica Kubura	OH	6-4	Jr.	Belgrade, Serbia / 3rd Belgrade High School
8	Hailey Luke	S	6-0	Sr.	Altamonte Springs, Fla. / Lake Brantley
15	Stasa Miljevic	MB	6-3	Fr.	Belgrade, Serbia / XIII Belgrade Gymnasium / Vizura
9	Madison Sullivan	L	5-7	Fr.	Jacksonville, Fla. / Duncan U. Fletcher / Jacksonville Juniors
1	Cecilie Woie	L	5-6	Jr.	Alsvag, Norway / OSKIL

## SEMINOLES BY CLASS

FRESHMEN	Bozena Culo, Stasa Miljevic, Madison Sullivan
SOPHOMORES	Brianne Burkert, Christina Ambrose
JUNIORS	Cecilie Woie, Natasha Calkins, Milica Kubura
SENIORS	Katie Horton, Hailey Luke, Melanie Keil, Mara Green

## SEMINOLES BY POSITION

OUTSIDE HITTERS	Christina Ambrose, Bozena Culo, Katie Horton, Milica Kubura
SETTERS	Brianne Burkert, Hailey Luke
RIGHT SIDE HITTER	Natasha Calkins
MIDDLE BLOCKERS	Mara Green, Melanie Keil, Stasa Miljevic
LIBERO	Madison Sullivan, Cecilie Woie

## PRONUNCIATION GUIDE

<b>Bozena Culo:</b>	BO-genna COO-low
<b>Melanie Keil:</b>	Melanie Kyle
<b>Anna Khrystenko:</b>	ANN-ya Chris-stan-ko
<b>Milica Kubura:</b>	MEEL-itsa Que-Bura
<b>Cecilie Woie:</b>	See-sill-yay Voy-yay
<b>Stasa Miljevic:</b>	Sta-sha MEEL-lah-vich

## COACHING STAFF

Head Coach	Chris Poole
Associate Head Coach	Jeff Hulsmeyer
Assistant Coach	Anna Khrystenko
Volunteer Assistant Coach	Christopher Harris
Director of Operations	Aubrey Marsellis





# 2016 SEASON OUTLOOK

After bidding farewell to five seniors in the 2015 graduating class, which left its indelible mark on the program with 64 ACC wins, two NCAA Sweet 16 appearances and one ACC Championship, Florida State head volleyball coach Chris Poole is looking to win 20 matches for the ninth time in as many seasons with a roster that includes nine letterwinners.

Among those nine returnees include the senior quartet of **Mara Green**, **Katie Horton**, **Melanie Keil** and **Hailey Luke**. They have



been integral in the Seminoles establishing home dominance to the tune of a 52-2 overall record at Tully Gymnasium that includes a 37-1 mark in Atlantic Coast Conference matches over the course of the last four years.

“The team worked very hard in the spring and we are hoping that they have made strides this summer,” said Poole. “We are excited about the players that are returning and the new talent that will be joining our team. We lost five seniors that meant a lot to our program and took a lot of pride in representing our Florida State volleyball family.”

## MIDDLE BLOCKERS

Green, a fifth-year senior, is looking to cap off her Florida State career without an injury after a solid redshirt junior campaign where she finished with 37 kills and 34 assisted blocks. A bulk of her contributions came in the final month of the season where she recorded with a pair of six-kill matches against Wake Forest (Nov. 20) and Clemson (Nov. 27), resulting in a pair of Seminole wins.

Green will be a vital part of the middle blocker rotation that includes Keil, who tallied 137 total blocks, 100 kills and 11 solo blocks in her first season at Florida State after transferring from Nebraska. Last season Keil and Sarah Burrington imposed themselves on the opposition by converting 370 total blocks (634 assisted blocks / 53 solo blocks), which marked the third straight season Florida State had at least 500 assisted blocks.

The athleticism of Green and the power-hitting of Keil will be a valuable resource for incoming freshman middle blocker **Stasa**

**Miljevic**. Miljevic, who comes to FSU from Belgrade, Serbia, has been associated with winning programs throughout her youth. Since capturing her first National Championship with her Vizura U16 team in 2012, Miljevic has three Belgrade Regional Championships (U16—2013; U16, U18—2015), two National Championships (U16—2013-14; U18—2013-14) and the 2015 Senior Super Cup and Senior Cup of Serbia titles.

## LIBEROS

Multi-dimensional sophomore libero **Cecilie Woie** provides a veteran presence for the Florida State back row. Woie wrapped up her first season ranked in the top five of five major categories including digs (412), digs/set (3.46), assists (107) and service aces (13). Her familiarity with the Seminoles’ defensive schemes became more apparent down the stretch as she topped double figure digs in six of her last seven matches, including a 20-dig outing in a four-set win at Georgia Tech.



Adding depth to the libero position will be freshman **Madison Sullivan** who was named as Duncan U. Fletcher’s Defensive Player of the Year in 2015. Sullivan played a vital part in guiding the Senators to Gateway Conference Championships on three occasions (2012, 2013, 2015), capping off her three-year varsity career an appearance in “Sweet 16” in the 7-A Florida High School Athletic Association volleyball tournament.

“We will also have to replace Sarah Burrington, who unexpectedly chose not to pursue her master’s degree in her final season of eligibility,” added Poole. “We will be counting heavily on Mara’s experience and maturity this season to lessen the blow of losing Sarah. If we can stay healthy as a team, we have the potential to make another run at the ACC title and a deep run into the NCAA Tournament. Our expectations do not change from year to year. We try to recruit players that have a passion for the game and want



# 2016 SEASON OUTLOOK

to compete at the highest level.”

## SETTERS

Distributing the ball for the FSU offense will be combination of Luke and **Brianne Burkert**. Luke, the primary setter and two-time captain of the Seminoles, quarterbacked the Florida State offense to a .269 attack percentage a season ago. By virtue of topping the 20-assist mark on 23 occasions, she led the team in assists (729) and assists/set (5.98) while making solid contributions to the service game (19 aces) and defensively with 202 digs.

Burkert, an ACC All-Freshman Team honoree, also made significant offensive and defensive contributions for the Seminoles in 2015 by finishing in the top five of six categories including assists (611), assists/set (5.05), service aces (27), service aces/set (0.22), digs (203) and digs per set (1.68).

## OUTSIDE HITTERS

Among the outside hitters that both Luke and Burkert will be distributing the ball to include Horton, **Milica Kubura**, **Christina Ambrose** and **Bozena Culo**. Horton, who competed with the U.S. Collegiate Team in Indianapolis over the summer, earned Second Team All-ACC honors following a 2015 campaign that included 308 digs (2.68 digs/set), 220 kills (1.91 kills/set) and 14 service aces.

Kubura, who capped off the 2015 season with 281 kills (2.35 kills/set), is the Seminoles’ top offensive returnee. A Second Team All-ACC and AVCA All-East Region performer she also made an impact on defense with 69 total blocks and 65 assisted blocks. Ambrose should also expect significant time on the floor for Florida State this season after playing in 18 sets over the course of the 2015 season which resulted in 21 kills, 10 digs and two assisted blocks.

Culo a 6-1 outside hitter, and native of Bjelovar, Croatia, capped

off her career at the Architectural Technical School in Zagreb by making multiple appearances in the National Championships. Since the 2011 season, when her team captured third place at the U14 National Championship, she has earned four first place finishes at the U18 National Championships (2012; 2014—Senior National Cup; 2015—U18 National Championship; 2015—Senior National Cup).

## RIGHT SIDE HITTERS

The right side will be manned by **Natasha Calkins**, who will have two years of eligibility remaining after transferring from Santa Clara. Calkins was named to the West Coast Conference All-Freshman Team in 2014 after posting 98 kills and 56 total blocks.



She followed by recording 56 kills and 26 total blocks, including 24 assisted blocks and two solo blocks, for the Broncos last season.

“We will be a little thin with hitter numbers this year, so we are counting on the players we do have to step up and work hard every day,” said Poole of the offense. “The ACC gets better every year. More and more teams are raising their level and there is a lot of great talent coming into the league.”

## SCHEDULE OVERVIEW

The 2016 schedule features 14 home matches and two in-season tournaments that include the home opener on September 8-9 when Florida State hosts Baylor (Sept. 8), Florida A&M (Sept. 9) and Arkansas-Little Rock (Sept. 9) as part of the Home2 Suites by Hilton-Tallahassee Seminole Tournament.


Just over two weeks later the Noles open their ACC slate at home when they host Miami (Sept. 23) and defending league champion Louisville (Sept. 25).

“Our schedule will again be challenging but we have always scheduled tough,” said Poole. “We want to create a level of consistency in our play and we believe in playing tough competition we encourage that consistent high level.”



# 35

## MARA GREEN • McDONOUGH, Ga. • SR.



**REDSHIRT JUNIOR (2015):** Returned from an injury to play in 28 sets where she posted 37 kills, 34 assisted blocks and eight digs ... made her first appearance of the season against Coastal Carolina (Sept. 11), finishing with one kill ... earned a start against Florida A&M (Sept. 12), recording seven kills (.875 attack percentage) along with seven assisted blocks ... contributed four kills and two assisted blocks in a sweep of Clemson (Oct. 2) ... began a solid November with four kills and two assisted blocks against Notre Dame (Nov. 13) ... had six kills (.750 attack percentage) and two assisted blocks versus Wake Forest (Nov. 20) ... anchored the front row with nine assisted blocks and two kills against Duke (Nov. 22) ... closed out the regular season with six kills and four assisted blocks at Clemson (Nov. 27) ... played two sets against Florida (Dec. 4) in the NCAA Tournament where she came through with four kills (1.000 attack percentage) and one assisted block.

**JUNIOR (2014):** Sat out the year due to an injury sustained during the offseason.

**SOPHOMORE (2013):** Saw action in 56 sets as she tallied 77 kills, 38 digs, 32 assisted blocks and two solo blocks ... capped off her start against Kentucky (Aug. 30) with two kills, two digs, one solo block and one assisted block ... followed that performance with three kills and one assisted block against Long Beach State (Aug. 31) ... posted a season-high nine kills (.692 attack percentage) along with three digs and two assisted blocks against Florida Gulf Coast (Sept. 7) ... enjoyed a pair of six-kill outings, which included seven digs and five assisted blocks as the Seminoles split with Siena and Texas A&M (Sept. 12) ... opened ACC play with six kills and two digs in a four-set win over Syracuse (Sept. 28) ... made eight kills and one assisted block in her final start of the season at Georgia Tech (Oct. 4) ... opened the 2013 NCAA Tournament with three kills and three assisted blocks against Georgia Southern (Dec. 5) ... powered home eight kills (.294 attack percentage), three assisted blocks and two digs against Florida (Dec. 6) ... closed out her season with four assisted blocks and three kills in a setback to Wisconsin (Dec. 13).

**FRESHMAN (2012):** Played in 64 sets where she finished with 90 kills (.212 attack percentage), 34 digs and 50 assisted blocks ... made her college debut against Cincinnati (Aug. 25), finishing with one kill ... made three assisted blocks and two digs in a four-set win over Georgia (Sept. 1) ... notched five kills, four assisted

### CAREER STATISTICS

Season	SP	K	K/S	E	TA	PCT.	A	A/S	ACE	SE	DIG	D/S	RE	BS	BA	TOT	B/S	BE	BHE
2012	64	90	1.41	40	236	.212	2	0.03	4	5	34	0.53	0	2	50	52	0.81	4	0
2013	56	77	1.38	31	202	.228	4	0.07	4	6	38	0.68	0	2	32	34	0.61	7	0
2015	28	37	1.32	12	73	.342	0	0.00	0	0	8	0.29	0	2	34	36	1.29	3	0
Career	148	204	1.38	83	511	.237	6	0.04	8	11	86	0.54	0	6	116	122	0.82	14	0



blocks and three digs in her first collegiate start against Florida A&M (Sept. 1) ... drove home three kills and added three assisted blocks against Pepperdine (Sept. 14) ... had at least three kills in five straight matches between Sept. 1 through Sept. 22 ... opened ACC play with four assisted blocks and three kills at Virginia Tech (Sept. 21) ... quickly followed with three assisted blocks and three kills against Virginia (Sept. 22) ... tallied a season-high 10 kills (.600 attack percentage) in the four-set win over Maryland (Oct. 14) ... made eight kills league clashes with Clemson (Oct. 21), Virginia (Oct. 26) and North Carolina (Nov. 3) ... converted five assisted blocks and four kills in a sweep of Hofstra (Nov. 30) at the NCAA Tournament.

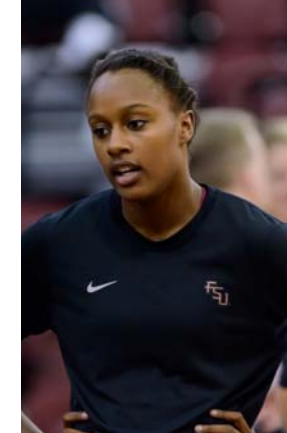


**HIGH SCHOOL:** Ranked 23rd on PrepVolleyball.com's senior class ratings ... called "the best blocker in the state of Georgia within the last 10 years" by one coach ... averaged over five kills per set in her senior year ... produced 373 kills, 89 blocks, 62 digs and 27 aces while leading her high school to its first ever state championship ... recorded 29 kills and 13 blocks in state championship win over Greater Atlanta Christian ... honorable mention selection to the Under Armour Girls High School All-America Team ... had a .546 hitting percentage and was named Class A-AA Player of the Year by the Georgia Volleyball Coaches Association, following senior year.

**PERSONAL:** Born on April 19, 1994 ... majoring in sociology ... daughter of Cawanda and Michael Green ... has one brother.

**MATCH HIGHS**

**KILLS:** ..... 10 at Maryland (10/14/12)  
**TOTAL ATTACKS:** ..... 20 at Georgia Tech (10/4/13)  
**HITTING PCT.:** ..... 1.000 (4x) last at Florida (12/4/15)  
**ASSISTS:** ..... 1 (6x) last at Florida (12/6/13)  
**SERVICE ACES:** ..... 1 (8x) last at Clemson (10/5/13)  
**DIGS:** ..... 6 at Clemson (10/21/12)  
**SOLO BLOCKS:** ..... 1 (6x) last at Clemson (11/27/15)  
**BLOCK AST.:** ..... 9 vs. Duke (11/22/15)  
**TOTAL BLOCKS:** ..... 9 vs. Duke (11/22/15)





# 4

## KATIE HORTON • WESTLAND, Mich. • SR.



**JUNIOR (2015, Florida State):** Came through with another solid all-around season as she finished in top five on the team in multiple categories including digs (308-2nd), digs/set (2.68-2nd), kills (220-4th), kills/set (1.91-4th), solo blocks (5-5th) and service aces (14-5th) ... duplicated that mark in ACC play by finishing top five on the team in six categories including digs (198-2nd), digs/set (2.83-2nd), solo blocks (5-t-3rd), kills (139-4th), kills/set (1.99-4th) and service aces (10-5th) ... kicked off her junior campaign with 11 kills and a .348 attack percentage against Oklahoma (Aug. 28) ... brought home all-tournament honors as she combined for 28 kills, 26 digs and three assisted blocks in clashes with No. 22 Ohio State (twice) and Northern Illinois on Sept. 5-6 ... followed that by having 21 digs, nine kills and two assisted blocks in the Aloft Seminole Invite, earning all-tournament honors ... began ACC play with 11 kills, five digs and a .346 hitting performance against Miami (Sept. 23) ... followed with 13 digs, 11 kills, two assisted blocks and a .364 hitting percentage against Clemson as she had her third double-double of the season ... played a vital part on defense for the Noles with 18 digs and two assisted blocks against Duke (Oct. 9) ... established her season high in kills (16) when she had a .412 hitting percentage, along with 17 digs and two assisted blocks at NC State (Oct. 18) ... capped off a four-match stretch of double figure digs with 17 digs and 11 kills against No. 22 Louisville (Nov. 15) ... tied her season-high kill performance (16), while adding 20 digs and three assisted blocks in a five-set win at Georgia Tech (Nov. 25) ... was responsible for 12 digs and five kills in Florida State's opening round NCAA Tournament sweep of Arizona State (Dec. 3) ... emerged with 11 digs, seven kills and two assisted blocks in the setback to Florida (Dec. 4).

**SOPHOMORE (2014, Florida State):** Proven two-way player as she ended the regular season by finishing top five on the team in nine categories including kills (314-2nd), kills/set (2.62-2nd), service aces (23-3rd), digs (279-3rd), digs/set (2.33-3rd), solo blocks (7-4th), assisted blocks (72-4th), total blocks (79-4th) and blocks per set (0.66-5th) ... replicated that effort in ACC play by finishing top five on the team in nine categories including kills (175-2nd), kills/set (2.69-2nd), service aces (15-2nd), digs (150-3rd), digs/set (2.31-3rd), solo blocks (2-t-4th), assisted blocks (43-4th), total blocks (45-4th) and blocks per set (0.69-5th) ... immediately made her presence felt with 17 kills and 11 digs against No. 7 Nebraska (Aug. 29) ... capped off a solid outing against American (Sept. 7) where she finished with 17 kills, five digs, four total blocks (three

### CAREER STATISTICS

Season	SP	K	K/S	E	TA	PCT.	A	A/S	ACE	SE	DIG	D/S	RE	BS	BA	TOT	B/S	BE	BHE
2013 (Ohio)	122	312	2.55	108	815	.250	16	0.13	1	5	76	0.62	11	15	80	95	0.78	9	1
2014	120	314	2.62	121	811	.238	12	0.10	23	45	279	2.33	24	7	72	79	0.66	4	3
2015	115	220	1.91	67	667	.239	24	0.21	14	20	308	2.68	32	5	45	50	0.43	1	0
Career	357	846	2.37	296	2293	.240	52	0.15	38	70	663	1.86	67	27	197	224	0.63	14	4



assisted blocks) and a .412 attack percentage ... notched her second double-double (13 kills / 10 digs) in a sweep of No. 21 Texas A&M (Sept. 20), which was instrumental in earning her ACC Player of the Week honors ... responsible for 15 kills, 15 digs and three service aces as Florida State held off Miami in a five-set win on Oct. 5 ... opened her third weekend of ACC play with 13 kills and 12 digs at Louisville (Oct. 10) ... enjoyed a solid outing against NC State (Oct. 31) when she hit 15 kills en route to a .370 attack percentage ... had a four-match stretch in early November where she posted double figure kills against Virginia (10), Duke (12), No. 8 North Carolina (17) and Boston College (13). That marked her longest span of double figure kills on the season ... tallied 13 digs and five kills in the NCAA Tournament opener against Jacksonville (Dec. 4) ... had a solid outing against Alabama (Dec. 5) when she contributed eight digs, five kills and three service aces in the three-set victory ... closed out the season with 15 digs, nine kills and two service aces against Brigham Young (Dec. 12) ... selected as the Maximum Effort Award winner at the end of the year banquet.



**FRESHMAN (2013, Ohio):** Made her collegiate debut in the 3-0 win over Bryant where she recorded four kills on five attempts (.800) ... helped the Bobcats to win their 10th MAC Championship in 11 seasons ... played in 122 sets overall while leading Ohio to a 27-6 overall record ... appeared in all 33 matches while starting 20 ... ranked second on the team in kills (312) and points (368) ... also tallied 95 total blocks during her rookie year ... averaged 2.56 kills per set and 0.78 blocks per set.

**HIGH SCHOOL:** Led the Wayne Memorial Zebras to two-consecutive district tournament championships ... ranked No. 95 on PrepVolleyball's Senior Ace list ... played six positions in high school ... was a soccer player before making the switch to volleyball at age 15.

**CLUB:** In three years with Premier Volleyball Club, led her team to back-to-back top-five finishes at the AAU Championships, earning All-America honors.

**PERSONAL:** Born March 8, 1995 ... majoring in sports management ... daughter of Laura and David Horton ... has one sister, Keri.

MATCH HIGHS	
KILLS:	17 (2x) last at American (9/7/14)
TOTAL ATTACKS:	49 at Miami (OH) (11/9/13)
HITTING PCT.:	.600 vs. Miami (11/28/14)
ASSISTS:	4 at Virginia Tech (11/1/15)
SERVICE ACES:	4 vs. Virginia (11/7/15)
DIGS:	20 at Georgia Tech (11/25/15)
SOLO BLOCKS:	2 vs. Central Michigan (11/16/13)
BLOCK AST.:	7 vs. Virginia (11/7/14)
TOTAL BLOCKS:	8 at Western Michigan (10/26/13)





# 8

## HAILEY LUKE • ALMONTE SPRINGS • SR.



**JUNIOR (2015):** As the primary setter for the Seminoles, Luke ended the season by finishing top five on the team in four categories including assists (729-1st), assists/set (5.98-2nd), service aces (19-3rd) and digs (202-5th) ... provided another solid season against ACC opponents that ranked her top five on the team in assists (453-1st), assists/set (6.12-1st), service aces (12-4th), digs (121-5th) and digs/set (1.64-5th) ... quarterbacked the Seminoles offense to a .269 attack percentage on the season and a .271 attack percentage in ACC action ... guided the Noles to a .299 attack percentage in the season-opener as she handed out 28 assists against Oklahoma (Aug. 28) ... demonstrated her diversity as she handed out 27 assists and added 12 digs to record her first double-double of the season at Colorado (Aug. 29) ... had a string of 20-assist performances against Texas A&M (27), No. 5 Florida (22) and Miami (22) in mid-September. Her outing against the fifth-ranked Gators also included 14 digs as she finished off her second double-double of the season ... had 26 assists in back-to-back matches against Georgia Tech (Oct. 4) and Duke (Oct. 9) ... handed out a season-high 29 assists at North Carolina as the Seminoles earned their eighth all-time victory in Chapel Hill in five sets. That was the first of four straight 20-assist contests that included 27 (at NC State), 22 (vs. Syracuse) and 22 (vs. Boston College) ... closed out November with double-doubles against No. 22 Louisville (26 assists / 16 digs) and Wake Forest (27 assists / 12 digs) ... led the Seminoles to five wins as she handed out at least 20 assists in her final six matches of the regular season, which included 27 assists each against Wake Forest (Nov. 20) and Duke (Nov. 22) ... emerged with 17 assists, nine digs in the opening round of the NCAA Tournament against Arizona State (Dec. 3) ... closed out the season by dishing out 26 assists against Florida (Dec. 4) in the second round of the NCAA Tournament.

**SOPHOMORE (2014):** Ended the regular season by finishing top five on the team in four categories including assists (667-2nd), assists/set (5.38-2nd), digs (305-5th) and digs/set (1.43-5th) ... solid showing against ACC opponents that ranked her top five on the team in assists (375-2nd), assists/set (5.60-2nd), digs (102-5th) and digs/set (1.52-5th) ... helped guide the Noles offense to a .275 attack percentage for the season and a .269 attack percentage in ACC play ... began the season with 25 assists and three assists at No. 7 Nebraska (Aug. 29) ... had a series of 20-assist outings against No. 11 Florida (24), Marquette (23) and American (23), marking the first time in her career with 20 assists in consecutive matches ... notched her first double-double (28 assists / 11 digs) in a four-set win over LSU (Sept. 13) ... closed out a four-set win at No. 21 Texas A&M (Sept. 19) with 21 assists, 11 digs and one service ace ... made her presence felt with 25 assists (at Miami) and 24 assists (at Louisville) in a pair of Florida State victories ... enjoyed a stretch of four 20-assist performances in late October and in the process established her career high in assists (43) in a four-set win at NC State (Oct. 31). She also posted her third double-double, at Wake Forest (Oct. 26), with 20 assists and 12 digs ... integral part of a five-set win over Clemson (Nov. 2) as she came through with 31 assists and 14 digs ... combined for 52 assists and 12 digs in three NCAA Tournament matches against Jacksonville (Dec. 4), Alabama (Dec. 5) and Brigham Young (Dec. 12) ... earned the Total Commitment award by her teammates ... also awarded the Seminole Warrior Award

### CAREER STATISTICS

Season	SP	K	K/S	E	TA	PCT.	A	A/S	ACE	SE	DIG	D/S	RE	BS	BA	TOT	B/S	BE	BHE
2013	126	10	0.08	6	35	.114	605	4.80	25	13	175	1.39	0	0	1	1	0.01	0	34
2014	124	15	0.12	4	40	.275	667	5.38	16	10	177	1.43	0	0	5	5	0.04	0	17
2015	122	7	0.06	1	26	.231	729	5.98	19	9	202	1.66	0	0	0	0	0.00	1	14
Career	372	32	0.09	11	101	.208	2001	5.38	60	32	554	1.49	0	0	6	6	0.02	1	65



for Strength and Conditioning.



**FRESHMAN (2013):** Capped off the regular season by finishing top five on the team in five categories including assists (605-2nd), assists/set (4.80-2nd), service aces (25-3rd), digs (175-5th) and digs/set (1.39-5th) ... had a rookie ACC campaign that ranked her top five on the team in five categories including assists (354-2nd), assists/set (4.85-2nd), service aces (19), digs (102-5th) and digs/set (1.40-5th) ... helped lead the Noles offense to a .266 attack percentage for the season and a .283 attack percentage in ACC play ... opened her Florida State career with 17 assists and two digs against Illinois (Aug. 30) ... dished out 26 assists, her first time topping 20, while adding six digs and a service ace in a five-set win at Long Beach State (Aug. 31) ... responsible for 19 assists and nine digs against Western Kentucky (Sept. 7) ... tied her previous high in assists (26) while amassing six digs in a five-set win over Michigan (Sept. 14) ... posted her fourth 20-assist outing of the season (25) in a win at Auburn (Sept. 21) ... ended her second full weekend of ACC play with 25 assists at Clemson (Oct. 5) ... recorded her first double-double (24 assists / 10 digs) in a four-set win at Miami (Oct. 16) ... followed that with 17 assists and 10 digs at Duke (Oct. 25) ... caught NC State defenders off guard with four service aces in a sweep of the Wolfpack (Nov. 3) ... dished out a season-high 28 assists while making eight digs against Virginia (Nov. 8).

**HIGH SCHOOL:** Earned a spot on the Volleyball Magazine Fab 50 List as a senior at Lake Brantley High ... Florida Gatorade Player of the Year finalist (2012) ... PrepVolleyball.com High School Honorable Mention All-American ... made all four PrepVolleyball.com national lists from her freshman to senior years ... ranked No. 40 on Top Senior Ace List, Top 85 Juniors List, highest honorable mention on the Soph 79 List and a member of the Frosh 59 List ... received Seminole County Player of the Year and Seminole County All-Conference First Team honors as a senior ... named as an All-Central Florida First Team performer (2012), as she captained the varsity team from 2010-12 (three seasons) ... part of the Lake Brantley Student Athlete Leadership Team from 2011-13.

**CLUB:** Three-time Most Valuable Player at the AAU Nationals (2009, 2010 and 2012) ... named an All-American at the USA Volleyball Junior Nationals in 2011 ... captain of her Orlando Volleyball Academy squad in 2011, 2012 and 2013 ... named National Junior Class Best Attacker as a sophomore (2011) ... guided team to three AAU Junior national championships in 2009 (14 Open), 2010 (15 Open) and 2012 (17 Open) ... participated in the USA Volleyball Junior National circuit for five years (2009-13) ... selected to Florida High Performance Select Team in 2009.

**PERSONAL:** Born Aug. 29, 1995 ... daughter of Jenni and Chad Luke ... majoring in sports management ... has one sister ... her mother is in the Athletic Hall of Fame at the University of Nebraska at Kearney for volleyball ... both her uncle's played volleyball at the University of Florida ... her cousin, Lara Caraway, is a defensive specialist at Penn State.

<b>MATCH HIGHS</b>	
<b>KILLS:</b>	4 vs. NC State (10/12/14)
<b>TOTAL ATTACKS:</b>	6 vs. NC State (10/12/14)
<b>HITTING PCT.:</b>	1.000 (11x) last vs. Notre Dame (11/13/15)
<b>ASSISTS:</b>	43 vs. NC State (10/31/14)
<b>SERVICE ACES:</b>	4 vs. NC State (11/3/13)
<b>DIGS:</b>	16 vs. Louisville (11/15/15)
<b>BLOCK AST.:</b>	3 vs. NC State (10/31/14)
<b>TOTAL BLOCKS:</b>	3 vs. NC State (10/31/14)







# 21

## MELANIE KEIL • BERLIN, GERMANY • SR.



**JUNIOR (2015, Florida State):** Enjoyed a solid first season in the Florida State lineup and was one of six Seminoles with at least 100 kills (132) in 116 sets (1.14 kills/set) ... created one of the most formidable front row combinations in the ACC, alongside Sarah Burrington, as she finished second in solo blocks (11) and total blocks (137) during the regular season ... made 86 total blocks (80 assisted / six solo) against ACC foes, all placing her second on the team to Burrington ... guided the Seminoles to 370 total blocks (634 assisted blocks / 53 solo blocks) which marked the third straight season Florida State had at least 500 assisted blocks (572-2013, 588-2014). It is the most consecutive 500 assisted block seasons since 1986-89 when the Noles combined for 2,551 assisted blocks by posting 684, 709, 524 and 634 in succession ... opened her Florida State career by combining for 16 kills, 15 assisted blocks and four digs at the Omni Hotels Colorado Classic (Aug. 28-29) ... garnered All-Tournament honors in the Aloft Seminole Invite as she finished with 18 kills, 15 assisted blocks and five digs against the likes of Coastal Carolina, Florida A&M and Xavier. That included one of her best individual performances of the season (nine kills / five assisted blocks / .818 attack percentage) against Coastal Carolina (Sept. 11) ... integral part of a front row that finished with a 30-8 edge in assisted blocks against Florida A&M as she finished with eight ... opened ACC play with six kills and three assisted blocks against in-state rival Miami (Sept. 23) ... converted eight assisted blocks in a sweep of Georgia Tech (Oct. 4) ... drove home nine kills to go along with five assisted blocks in a five-set win at Duke (Oct. 9) ... had multiple assisted blocks over a stretch of 10 straight matches, beginning with a clash against North Carolina (Oct. 16), when she finished with seven. During that stretch she had seven assisted at Pittsburgh (Oct. 30) and a season-high nine against No. 22 Louisville (Nov. 15). ... capped off a three-set win against Virginia (Nov. 8) with eight kills and a .538 attack percentage, second-most kills in league action ... part of a Florida State front row that had a 22-10 advantage in assisted blocks as she made three assisted blocks (vs. Arizona State) ... made seven assisted blocks against Florida (Dec. 4) as she ended the season with at least two assisted blocks in her final four matches of the season.

**SOPHOMORE (2014, Nebraska):** Played in 22 matches, making 13 starts, where she amassed 60 kills and 11 digs ... posted 1.22 kills and 0.94 blocks per set ... had a career high eight kills against Bakersfield in the Flyer-Raider Invitational and again vs.

### CAREER STATISTICS

Season	SP	K	K/S	E	TA	PCT.	A	A/S	ACE	SE	DIG	D/S	RE	BS	BA	TOT	B/S	BE	BHE
2013 (Nebraska)	29	32	1.10	8	66	.364	1	0.03	0	0	3	0.10	1	2	27	29	1.00	3	0
2014 (Nebraska)	49	60	1.22	16	133	.331	0	0.00	0	0	11	0.22	0	6	40	46	0.94	5	0
2015	116	132	1.14	40	319	.288	18	0.16	6	15	45	0.39	0	111	137	148	1.28	4	1
Career	194	224	1.15	64	518	.309	19	0.10	6	15	59	0.30	1	119	204	223	1.15	12	1



Iowa (Sept. 24) ... had five or more blocks three times in 2014 ... posted a career high eight blocks in the match against Denver ... also a member of the sand volleyball team in 2014.

**FRESHMAN (2013, Nebraska):** Appeared in 15 matches, garnering five starts ... became a regular in the rotation late in the season, playing in 10 of the final 13 matches ... had six kills on 12 swings with no errors against Iowa ... tallied six blocks against Indiana ... came off the bench in the NCAA Regional Final against Texas and contributed five kills on nine attempts with no errors for a .556 percentage.

**HIGH SCHOOL:** Played for the U18 and U19 German National Team, competing in 70 national team games ... earned Best Player honors at the 6 Nations Tournament in Belgium, as her team went on to finish first in 2010 ... also finished first in the 8 Nations Tournament in 2011 ... competed at the European Championships in Ankara, Turkey, finishing fourth in 2011 and fifth in 2012 ... was also a member of the 2010 World High School Championship team ... her club team finished second in the German Championships in 2009 and 2012, while finishing third in 2010 and sixth in 2011.

**PERSONAL:** Born May 7, 1994 ... daughter of Nancy and Jürgen Keil ... has one sister, Jessica ... majoring in exercise science.



**MATCH HIGHS**

**KILLS:** ..... 9 (2x) last at Duke (10/9/15)  
**TOTAL ATTACKS:** ..... 27 at Duke (10/9/15)  
**HITTING PCT.:** ..... 1.000 (2x) last at Wake Forest (10/11/15)  
**DIGS:** ..... 4 at Miami (11/4/15)  
**SOLO BLOCKS:** ..... 4 vs. Denver (9/12/14)  
**BLOCK AST.:** ..... 9 vs. Louisville (11/20/15)  
**TOTAL BLOCKS:** ..... 10 vs. Louisville (11/20/15)





# 1

## CECILIE WOIE • ALSVAG, NORWAY • JR.



**SOPHOMORE (2015):** Capped off the season by finishing in the top five on the team in five categories including digs (412-1st), digs/set (3.46-1st), assists (107-3rd), assists/set (0.90-4th) and service aces (13-5th) ... her solid ACC campaign ranked her in the top five on the team in four categories including digs (248-1st), digs/set (3.49), assists (62-3rd) and assists per set (0.87-4th) ... topped double digit in digs for the first time in her Seminole career as she finished with 14 against Oklahoma (Aug. 28) in the Omni Hotels Colorado Classic ... notched a match-high 20 digs in a sweep of San Diego (Aug. 29), also in the Omni Hotels Colorado Classic ... began a string of five straight double figure dig matches by finishing with 11 at Florida A&M (Sept. 12). She followed with 16 (vs. Xavier), 10 (vs. Texas A&M), 11 (at [5] Florida) and 10 (vs. Miami) as the Noles were 4-1 in that stretch ... established her career-high in digs (23) as she teamed with Nicole Walch (27) to anchor the back row effort against Duke (Oct. 9) ... responsible for a team-high 21 digs as the Seminoles earned their eighth all-time victory at North Carolina in five sets. It marked her first of six double-digit dig outings, the longest stretch in her career, as she had 12 (at NC State), 11 (vs. Syracuse), 10 (at Pittsburgh), 13 (at Virginia Tech) and 13 (at Miami) ... tied Katie Horton in digs (17) as the Seminoles battled to five sets with No. 22 Louisville (Nov. 15) in Tully Gym ... followed that performance with 11 digs and two service aces, which tied her season high, against Wake Forest (Nov. 20) ... reached 20 digs for the fourth time in 2015 as she tallied 20 in a five-set victory at Georgia Tech (Nov. 25) ... capped off the regular season with 16 digs at Clemson (Nov. 17), extending her consecutive double figure digs streak to five dating back to Nov. 15 against Louisville ... had a solid opening match in the NCAA Tournament when she emerged with eight digs against Arizona State (Dec. 3) ... capped off the season with 17 digs in the second round of the NCAA Tournament against in-state rival Florida (Dec. 4).

**FRESHMAN (2014):** Saw action in 32 sets where she posted 17 digs and one service ace ... made her collegiate debut against Iowa State (Aug. 31), making one dig ... came off the bench to play one set against Miami (Oct. 5), posting one dig ... finished with two digs against NC State (Oct. 12) as she played multiple sets for the second time in her Florida State career ... tallied a season-high four digs in Florida State's sweep of Boston College (Nov. 21) ... had two kills in back-to-back matches against Clemson (Nov. 26) and Miami (Nov. 28) ... played one set in the Noles' NCAA Tournament match with Alabama (Dec. 5), finishing with one dig ... ended her season by playing one set against Brigham Young (Dec. 12) in the NCAA Tournament.

**HIGH SCHOOL:** Earned a spot the Norwegian national team after being a member of the junior national team for five years ... made her senior national team debut in May of 2014 by playing in the first round of qualification for the 2015 CEV Volleyball European Championships ... named the NEVZA (Northern European Volleyball Zonal Association) "Best Libero" at both the 2011 and 2012 tournaments ... captured silver in the NEVZA for the 2011 and 2012 tournaments ... won the gold medal at the Norwegian Club National Championships with ØKSIL volleyball in 2014 after five runner-up finishes in previous seasons, where she was a three-time "Best Libero" at the event (2011, 2012, 2014) ... named the MVP at the Norwegian Club Regional Championships in 2014 ... selected to compete at the U19 World Championships in 2013 in beach volleyball ... captured the Norwegian National Championship in 2010 when she was partnered with her sister.

**PERSONAL:** Born Jan. 13, 1995 ... daughter of Hanne and Henning ... majoring in criminology ... was also a soccer player for 10 years ... has a twin sister ...

integral in winning the Norwegian Club National Championships after suffering five-straight finals against the same team.

**MATCH HIGHS**

**DIGS:** ..... 23 at Duke (10/9/15)  
**ASSISTS:** ..... 6 (7x) last vs. Wake Forest (11/20/15)  
**SERVICE ACES:** ..... 2 (3x) last vs. Wake Forest (11/20/15)

### CAREER STATISTICS

Season	SP	K	K/S	E	TA	PCT.	A	A/S	ACE	SE	DIG	D/S	RE	BS	BA	TOT	B/S	BE	BHE
2014	32	0	0.00	0	0	.000	0	0.00	1	3	17	0.53	1	0	0	0	0.00	0	0
2015	119	2	0.02	3	8	-.125	107	0.90	13	12	412	3.46	24	0	1	1	0.01	0	0
Career	151	2	0.01	3	8	-.125	107	0.71	14	15	429	2.84	25	0	1	1	0.01	0	0

# 3

## NATASHA CALKINS • CALGARY, ALBERTA • JR.



**SOPHOMORE (Santa Clara, 2015):** Finished the season with 56 kills (1.33 kills / set) and 26 total blocks (0.62 blocks / set) ... active on the front row for the Broncos with 24 assisted blocks and two solo blocks ... got the season off to a solid start by finishing with eight kills in a sweep of Rutgers (Aug. 29) at the Santa Clara Tournament ... enjoyed a solid performance against Cal State Fullerton (nine kills, four assisted blocks, .615 attack percentage) to open the month of September ... followed that outing with a seven-kill, two-block outing against UTSA (Sept. 10) which resulted in a .375 attack percentage ... began West Coast Conference play by recording five kills and four assisted blocks against San Diego (Sept. 24) .... Emerged with five kills, four assisted blocks and one solo block against No. 10 BYU (Sept. 26).

**FRESHMAN (Santa Clara, 2014):** Named to the West Coast Conference All-Freshman Team after finishing with 98 kills (1.34 kills / set) and 56 total blocks (0.77 blocks / set) ... enjoyed a series of solid individual performances against Cal Poly (10 kills, two assisted blocks, .412 attack percentage) and No. 24 San Diego, where she led Santa Clara to a 3-1 victory with nine kills, four assisted blocks and a .562 attack percentage ... had three kills and three assisted blocks while posting a .600 attack percentage versus St. Francis Brooklyn (Aug. 29) ... wrapped up a start against Northern Illinois (Sept. 20) where she finished with nine kills and a .750 attack percentage ... defensive menace on the front row with five assisted blocks against San Francisco (Sept. 26) ... posted five assisted blocks and two kills in a start against Pacific (Sept. 30) ... wrapped up a start versus Gonzaga (Oct. 10) with nine kills, six assisted blocks and one solo block ... emerged with six assisted blocks and two kills at No. 24 LMU (Oct. 18) ... capped off a five-kill, four-block outing against Saint Mary's (Oct. 23) by posting a .500 attack percentage ... finished a clash with No. 11 BYU (Oct. 30) by recording five kills, two blocks and a .444 attack percentage ... tallied four kills and two blocks vs. No. 24 San Diego (Nov. 1) ... ended a match against San Francisco (Nov. 20) with six kills and a .750 attack percentage ... notched seven kills and a .636 attack percentage in shutout against Saint Mary's (Nov. 24) ... saw action against Oregon (Dec. 5) in the first round of the NCAA Tournament where she posted two kills and one block.

**HIGH SCHOOL:** A four-sport athlete who also competed in basketball, swimming, track and volleyball at William Aberhart High School ... integral part of helping the Trojans capture back-to-back Calgary Senior Girls City Championship during the 2012-13 and 2013-14 seasons ... ended the 2013-14 season by finishing third in the Alberta province ... led William Aberhart HS to a fourth place finish in the province in 2012-13 ... captured the Calgary Junior Girls City championship in 2011-12 ... brought home third place at Cities Event in the long jump in 2012-13 ... followed that up by finishing third place at the Cities Event in the 4x100 relay (2013-14).

**PERSONAL:** Daughter of Esmie Lawrence and Brian Calkins ... mother competed at the 1988 Summer Olympics for Canada's 4x400 meter relay team before competing professionally in France ... father played basketball at Grande Prairie Regional College ... majoring in sports management.



### MATCH HIGHS

**KILLS:** ..... 10 at Cal Poly (9/20/14)  
**TOTAL ATTACKS:** ..... 22 vs. Gonzaga (10/10/14)  
**HITTING PCT.:** ..... 1.000 (2x) last vs. Loyola Marymount (11/13/14)  
**DIGS:** ..... 3 (3x) last at Texas (9/11/15)  
**SOLO BLOCKS:** ..... 1 (7x) last vs. BYU (9/26/15)  
**BLOCK AST.:** ..... 6 (2x) last at Loyola Marymount (10/18/14)  
**TOTAL BLOCKS:** ..... 7 vs. Gonzaga (10/10/14)

### CAREER STATISTICS

Season	SP	K	K/S	E	TA	PCT.	A	A/S	ACE	SE	DIG	D/S	RE	BS	BA	TOT	B/S	BE	BHE
2014 (Santa Clara)	73	98	1.34	26	208	.346	0	0.00	0	1	10	0.14	0	5	51	56	0.77	9	1
2015 (Santa Clara)	42	56	1.33	18	132	.288	1	0.02	1	1	9	0.21	0	2	24	26	0.62	1	0
Career	115	154	1.34	44	340	.324	1	0.01	1	2	19	0.17	0	7	75	82	0.71	10	1



# 7

## MILICA KUBURA • BELGRADE, SERBIA • JR.



**SOPHOMORE (2015):** Capped off her second season at Florida State by ranking in the top five of five categories on the season including kills (281-2nd), kills/set (2.35-2nd), total blocks (69-4th) and assisted blocks (65-4th) ... her ACC slate ranked her in the top five on the team in kills (173-2nd), kills/set (2.40-2nd), assisted blocks (43-4th), total blocks (47-4th) and blocks/set (0.65-5th) ... brought home All-Tournament at the Omni Hotels Colorado Classic with solid outings against the host Buffaloes (15 kills/three digs/.365 attack percentage) and San Diego (nine kills/three assisted blocks/.438 attack percentage) ... garnered her second All-Tournament award at the Ohio State by having 32 kills, six assisted blocks and two digs in two matches with the No. 22 Buckeyes and Northern Illinois (Sept. 5-6) ... emerged with 24 kills, six assisted blocks and two digs in matches against Coastal Carolina, Florida A&M and Xavier in the Aloft Hotels Seminole Invite ... enjoyed a solid stretch in league play during mid-October where she finished with double figures in kills on the road at Wake Forest (12), North Carolina (12) and NC State (17) ... the 17-kill outing against the Wolfpack (Oct. 18) included a .516 attack percentage, three digs and two assisted blocks ... posted a team-high 13 kills (.393 attack percentage), one solo block and one assisted block at Miami (Nov. 4) ... one of three Seminoles to top double figures kills (12) against No. 22 Louisville ... capped off the home slate against Duke (Nov. 22) with a match-high 16 kills along with five assisted blocks and five digs ... enjoyed a solid opening round NCAA Tournament against Arizona State (Dec. 3) where she posted five kills (.444 attack percentage), three assisted blocks and two digs ... ended her season with six kills and four digs against Florida (Dec. 4).

**FRESHMAN (2014):** Enjoyed a solid rookie campaign where she was one of five Florida State players with at least 175 kills (185) ... ranked top five on the team in kills/set (2.02-4th), blocks per set (0.69-4th) and total blocks (63-5th) ... ended league play by finishing among the top five of four categories including blocks/set (0.83-3rd), kills (108-5th), kills/set (2.08-5th) and total blocks (43-5th) ... emerged with five kills, one dig and one assisted block in her collegiate debut at No. 13 Nebraska (Aug. 29) ... slammed home 14 kills, while posting a .400 attack percentage, in a five-set victory over No. 11 Florida (Sept. 3) in Tully Gymnasium ... followed with 12 kills, five assisted blocks and four digs in a five-set victory over Marquette, instrumental in earning her ACC Freshman of the Week honors for Sept. 8, 2014 ... drove home a season-high 15 kills, en route to a .379 attack pct., in four sets against LSU (Sept. 13) ... highlighted a five-set triumph over Miami (Oct. 5) by contributing 11 kills, four assisted blocks and a .364 attack pct. ... had a solid performance at Pittsburgh (Oct. 24) with nine kills, four assisted blocks and a .389 attack pct. ... two days later, against Wake Forest, Kubura tallied eight kills, four assisted blocks and two digs that helped her secure ACC Freshman of the Week honors for a second time ... opened November with 11 kills, three assisted blocks at Clemson (Nov. 2) and 13 kills, two assisted blocks against Virginia (Nov. 7) ... closed out the season with 11 kills, three assisted blocks and a .471 attack percentage in the NCAA Tournament against Brigham Young (Dec. 12).

**HIGH SCHOOL:** A three-year member of the Serbian National Junior Team, which was ranked eighth in the world in 2013 ... has been exposed to international competition since 2010 and is a five-time medalist ... helped Serbia to back-to-back gold medals at the Youth Girls Balkan Volleyball Championships (2010, 2011) ... grabbed silver at the 2011 European Youth Summer Olympic Festival and added Bronze in the FIVB Girls Youth Volleyball Championships in Turkey ... captured the silver medal in the 2012 Junior Volleyball World Championships.

**PERSONAL:** Born March 20, 1995 ... daughter of Gordana and Zeljiko Kubura ... majoring in actuarial science ... given the nickname "Crvena Zvezda" which means Mili.

### MATCH HIGHS

**KILLS:** ..... 17 at NC State (10/18/15)  
**TOTAL ATTACKS:** ..... 35 at Duke (10/9/15)  
**HITTING PCT.:** ..... 1.000 vs Notre Dame (9/28/14)  
**DIGS:** ..... 5 (3x) last vs. Duke (11/22/15)  
**SOLO BLOCKS:** ..... 2 at Duke (11/13/14)  
**BLOCK AST.:** ..... 6 at Pittsburgh (10/30/15)  
**TOTAL BLOCKS:** ..... 6 at Pittsburgh (10/30/15)

### CAREER STATISTICS

Season	SP	K	K/S	E	TA	PCT.	A	A/S	ACE	SE	DIG	D/S	RE	BS	BA	TOT	B/S	BE	BHE
2014	91	184	2.02	60	388	.320	3	0.03	0	0	31	0.34	0	4	59	63	0.69	5	1
2015	119	281	2.36	104	643	.275	7	0.06	0	0	52	0.44	1	4	65	69	0.58	4	1
Career	210	465	2.21	164	1031	.292	10	0.05	0	0	83	0.40	1	8	124	132	0.63	9	2



# 10

## CHRISTINA AMBROSE • WINTER PARK • R-SO.

**REDSHIRT FRESHMAN (2015):** Played 18 sets over the course of the season, posting 21 kills, 10 digs and two assisted blocks ... made her Florida State debut against Oklahoma (Aug. 28) ... tallied three kills in five attacks (.600 attack percentage) along with two digs in a sweep of Coastal Carolina (Sept. 11) ... established her season high in kills (10) and digs (three) with a Florida State victory over crosstown rival Florida A&M (Sept. 12) ... saw her first ACC action against Miami (Sept. 23) ... played two sets against Clemson (Oct. 2) where she finished with two digs and one kill ... emerged with four kills, three assist and a .667 attack percentage in a three-set victory against Georgia Tech (Oct. 4) ... contributed two kills in a sweep of Wake Forest (Oct. 11).

**FRESHMAN (2014):** Took a redshirt at Purdue before transferring to FSU for the spring semester of 2015.

**HIGH SCHOOL:** Was a *Volleyball Magazine* Fab 50 selection and Pre-pVolleyball.com's No. 20 Senior Ace in 2013, while capturing an Under Armour first team All-America selection ... set the Winter Park High School record for kills in a season as a senior while earning a first team All-Central Florida accolades as a junior, helping her team to a state runner-up finish ... set the school record for kills in a match at 42 ... named the runner-up for the Class 8A Player of the Year award.

**CLUB:** Ambrose was an outside hitter for the Orlando Volleyball Academy which won the AAU National Championship in 2011.

**PERSONAL:** Daughter of Margot and Davis Ambrose ... Enrolled for her redshirt sophomore season in January and is majoring in hospitality.



### MATCH HIGHS

**KILLS:** ..... 10 at Florida A&M (9/12/15)  
**TOTAL ATTACKS:** ..... 28 at Florida A&M (9/12/15)  
**HITTING PCT.:** ..... .667 vs. Georgia Tech (10/4/15)  
**DIGS:** ..... 3 (2x) last vs. Georgia Tech (10/4/15)  
**BLOCK AST:** ..... 2 at Florida A&M (9/12/15)  
**TOTAL BLOCKS:** ..... 2 at Florida A&M (9/12/15)

### CAREER STATISTICS

Season	SP	K	K/S	E	TA	PCT.	A	A/S	ACE	SE	DIG	D/S	RE	BS	BA	TOT	B/S	BE	BHE
2015	18	21	1.17	9	60	.200	0	0.00	0	1	10	0.56	4	0	2	2	0.11	1	0
Career	18	21	1.17	9	60	.200	0	0.00	0	1	10	0.56	4	0	2	2	0.11	1	0



# 6

## BRIANNE BURKERT • RICHARDSON, TEXAS • SO.

**FRESHMAN (2015):** Capped off the regular season by finishing top five on the team in six categories including assists (611-2nd), assists/set (5.05-2nd), service aces (27-2nd), service aces/set (0.22-2nd), digs (203-4th) and digs per set (1.68-4th) ... enjoyed a solid ACC campaign, drawing All-Freshman honors, after ranking top five on the team in six categories including assists (380-2nd), assists/set (5.21-2nd), service aces (15-2nd), service aces/set (0.21-2nd), digs (122-4th) and digs per set (1.67-4th) ... handed out 17 assists in her collegiate debut against Oklahoma (Aug. 28) in the Omni Hotels Colorado Classic ... was responsible for three service aces at (22) Ohio State (Sept. 5) during the Ohio State Tournament ... tallied three service aces and six digs in her Tully Gymnasium debut as the Seminoles downed Texas A&M (Sept. 18) in five sets ... notched her first double-double (23 assists / 11 digs) of the season at (5) Florida (Sept. 20) ... opened ACC play with 25 assists, seven digs and a service ace against Miami (Sept. 23) ... posted her second double-double (32 assists / 14 digs) and led the team in assists in a five-set thriller at Duke (Oct. 9) ... established her season-high in assists (35) as part of a four-set victory at NC State (Oct. 18), leading the Seminoles to a .356 attack percentage and 77 kills ... emerged with a double-double (15 assists / 10 digs) against the Hurricanes (Nov. 4) ... made her presence felt with 21 assists, six digs and three service aces against Wake Forest (Nov. 20) ... topped the 30-assist mark for the third time on the season when she handed out a team-best 30 assists in the home finale against Duke (Nov. 22) ... had her fourth double-double (23 assists / 14 digs) of her rookie season in a five-set come-from-behind victory at Georgia Tech (Nov. 25) ... handed out 15 assists in her first NCAA Tournament match (vs. Arizona State), while making six digs ... followed with 18 assists, seven digs and one kill against Florida (Dec. 4).

**HIGH SCHOOL:** Was named as the All-Area Setter of the Year and District 10 6-A Most Valuable Player ... led J.J. Pearce High School in assists, aces, kills and hitting percentage ... two-time All-Texas Team selection and District 9 5A MVP ... captured the District 9 5A Best Attacker honor during the 2012-13 season before winning three different Newcomer of the Year awards, including one from the *Dallas Morning News*.

**CLUB:** Member of Texas Advantage Volleyball ... eight of her teammates signed NCAA Division I National Letters of Intent ... helped her team to the Junior Olympic National Championship in the summer of 2013.

**PERSONAL:** Born September 22, 1996 ... daughter of Mary and Doug Burkert ... has two sisters (Lauren and Elyse) ... majoring in communications.



**MATCH HIGHS**

**ASSISTS:** ..... 35 at NC State (11/18/15)  
**SERVICE ACES:** ..... 3 (4x) last vs. Wake Forest (11/20/15)  
**DIGS:** ..... 14 (2x) last at Georgia Tech (11/25/15)  
**BLOCK AST.:** ..... 1 (2x) last at Wake Forest (10/11/15)  
**TOTAL BLOCKS:** ..... 1 (2x) last at Wake Forest (10/11/15)

### CAREER STATISTICS

Season	SP	K	K/S	E	TA	PCT.	A	A/S	ACE	SE	DIG	D/S	RE	BS	BA	TOT	B/S	BE	BHE
2015	121	3	0.02	3	17	.000	611	5.05	27	28	203	1.68	1	0	2	2	0.02	1	22
Career	121	3	0.02	3	17	.000	611	5.05	27	28	203	1.68	1	0	2	2	0.02	1	22



# 5

## BOZENA CULO • BJELOVAR, CROATIA • FR.

**HIGH SCHOOL:** Made multiple appearances in the National Championships over the course of her career ... since the 2011 season, when her team captured third place at the U14 National Championship, she has earned four first place finishes at the U18 National Championships (2012; 2014—Senior National Cup; 2015—U18 National Championship; 2015—Senior National Cup) ... garnered multiple individual awards including best junior receiver (2015), Most Valuable Player of Senior National Cup (2014), Most Valuable Player of Junior National Championship (2014) and best attacker of Regional Championship (2013).

**PERSONAL:** Born on January 22, 1997 ... daughter of Marijana and Jure Culo ... majoring in pre-biology and science.







# 9

## MADISON SULLIVAN • JACKSONVILLE • FR.

**HIGH SCHOOL:** A three-year varsity player under head coach Mark McGiveron at Duncan U. Fletcher High School in Neptune Beach, Fla. ... a solid defensive specialist who was named as a Tenth Team Defensive Dandy by prepvolleyball.com in 2015 ... that honor came on the heels of back-to-back honorable mention accolades for Defensive Dandy by prepvolleyball.com in 2013 and 2014 ... named as her team's 2015 Defensive Player of the Year ... received Duval County Scholar/Athlete Award of Excellence following her senior season (2015) ... recognized as a Fifth Team High School Academic All-American by prepvolleyball.com (2015) ... named 2015 All-First Coast Team as a libero in 2015 ... delivered a pair of District Championships in 2013 and 2015 for her Duncan U. Fletcher High School program ... instrumental in guiding the Senators to Gateway Conference Championships on three occasions (2012, 2013, 2015) ... capped off her senior season with an appearance in "Sweet 16" in the 7-A Florida High School Athletic Association volleyball tournament.

**CLUB:** Competed with the Team Florida High Performance unit for two seasons (2014, 2015), an elite program that competes against other High Performance USA Volleyball teams ... helped the Team Florida High Performance squad, coached by Adis Imamovic, bring home gold at the National Championship in Des Moines, Iowa (2015) ... followed that up with a second place finish at the 2015 European Global Volleyball Challenge which featured matches against Team BIP-Southeast in Pula, Croatia ... participated in USA Volleyball Junior Nationals during the 2012, 2013, 2014 and 2016 seasons.

**PERSONAL:** Born June 10, 1998 ... daughter of Carmon and Michael Sullivan ... majoring in exercise science and pre-med ... also has one sister (Kendal) ... member of the National Honors Society, where she served as a historian as a senior, as well as National Spanish Honors Society ... graduated in the top three percent of her class at Duncan U. Fletcher High School, earning a Cambridge AICE Diploma ... served as her class president for all four years of high school ... four-year member of the Interact Club and also member of Mu Alpha Theta, which recognizes those with strong backgrounds in math.





# 15

## STASA MILJEVIC • BELGRADE, SERBIA • FR.

**HIGH SCHOOL:** Associated with winning programs throughout the course of her career ... played a key role in helping her Vizura team capture first place at the U16 National Championships in 2012 ... the success continued later that year when they brought home the U16 Belgrade Regional Championship ... the Vizura team returned to capture the U16 National Championship in 2013-14 and while competing in the U18 division, her Vizura team captured that National Championship as well. Both teams eventually won first place in the U16 and U18 Belgrade Regional Championships ... instrumental in her Vizura program winning the 2015 Senior Super Cup and Senior Cup of Serbia titles. That team also advanced to the semifinals of the Super League in Serbia and later competed in the championship of the Super League in Serbia when her team won the best-of-five match series against Jedinstvo Stara Pazova ... earned individual honors as the best middle blocker at a tournament in Belgrade (Fenix) in 2011 ... was named as the best middle blocker for the CEV Volleyball Challenge Cup in Milhouse, France (Partizan-Vizura) in 2014 ... recognized as the runner-up for best middle blocker in the Junior Final Four (2015).

**PERSONAL:** Born October 8, 1997 ... daughter of Tatjana and Zoran Miljevic ... has one brother (Vuk) ... majoring in finance.





## CHRIS POOLE • HEAD COACH



Entering his ninth year at Florida State, head coach Chris Poole has established the Seminoles as fixture in the American Volleyball Coaches Association (AVCA) Top 25 and among the elite programs in the nation as he has rejuvenated a program that has become a national contender year in and year out.

When Poole inherited the Florida State volleyball program in the summer of 2008, he took over a team that had failed to reach the 20-win plateau in five-straight seasons and hadn't been to the NCAA Tournament since 2002. It was a program looking for answers; a program looking to get back to the winning ways it had grown accustomed to in the 1980s and early '90s.

However, since the beginning of the 2009 season, when Poole began overseeing the scheduling process, the Seminoles have gone head-to-head with 33 non-conference opponents that were ranked in the top 25 of the AVCA polls. By facing those upper echelon programs, Poole has established Florida State's schedule as one of the most difficult in the nation for the last seven years. According to richkern.com the Seminoles strength of schedule has ranked seventh, eighth and fourth in succession in each of the last three seasons.

By the close of the 2015 season Poole further cemented his name among the best coaches in the sport as he led the Seminoles to at least 25 wins for the fifth consecutive campaign. Along with surpassing 200 wins in his Florida State career Poole climbed to seventh among active coaches in NCAA history with 761 career wins.

The 2015 season, which culminated in the second round of the NCAA Tournament at in-state rival Florida, was highlighted by the five-member senior class which included Caroline Dadowski, Laura Dadowski, Karlie Hauer, Mercedes Vaughn and Nicole Walch. Under the direction of Poole, that quintuplet capped off one of the best four-year runs in program history, brandishing a 109-23 overall record, including a 54-2 mark in Tully Gymnasium, and along the way finished 68-10 in ACC action.

Poole's continued development of Nicole Walch witnessed the Stuart, Fla., native become the first player in the rally scoring era to crack the program's top 10 list in kills (1,466) after driving home a team-high 459 kills. By leading the team in eight major categories, Walch was a unanimous selection for All-

ACC First Team and was named Senior CLASS Top 10 Finalist, AVCA All-East Region Team and AVCA Honorable Mention All-American.

Poole's program also drew individual honors for Sarah Burrington (AVCA Honorable Mention All-American, AVCA All-East Region Team, All-ACC First Team); Brianne Burkert (All-ACC Freshman Team); Katie Horton (All-ACC Second Team); Milica Kubura (AVCA Honorable Mention All-East Region Team, All-ACC Second Team, CoSIDA Academic All-District IV Team) and Hailey Luke (CoSIDA Academic All-District IV Team).

In 2014, the Seminoles continued to produce history, riding a 24-0 match winning streak while climbing to a program and ACC best AVCA ranking of No. 3 as four athletes captured AVCA All-America honors en route to the second consecutive Sweet 16.

In 2013, Poole helped the Seminoles to a school-record setting six AVCA top-25 wins (Kentucky, Michigan, Western Kentucky, Duke, North Carolina, Florida), including two of the biggest wins in school history. On December 6, 2013, Poole guided the Seminoles to a 3-2, NCAA Second Round victory over No. 6 Florida lifting them to the NCAA Campaign Regional Semifinal. It marked the first time since 1990, FSU defeated UF inside the O'Connell Center. Florida State also picked up a 3-2 win over No. 7 Michigan on Sept. 14, 2013.

The Seminoles finished second in the Atlantic Coast Conference with an overall record of 26-8, while finishing the year ranked 11th in the AVCA poll and 12th in the RPI. FSU was led by AVCA All-America honorable mention players, Ashley Neff, Nicole Walch and Elise Walch. Neff earned All-ACC First Team honors, while both Walch sisters and Katie Mosher were awarded All-Second Team accolades.

On Nov. 17th in a 3-0 victory over Notre Dame, Poole picked up his 700th career win, becoming one of the winningest active division I coaches in the country as he climbed to 10th.

In 2012, the Seminoles won their third Atlantic Coast Conference title under Poole and the program's fourth overall. Florida State finished with a remarkable 28-4 overall record, earning back-to-back conference crowns for the first time in the ACC since Maryland achieved the feat in 2003 and 2004. The Seminoles tied a previous school record with the 2011 squad by defeating five AVCA Top 25 opponents, and one of just three teams (Southern California, Western Kentucky) who have garnered 28 wins or better in the last two seasons (2011 and 2012).

In Poole's fifth season Florida State obliterated the school record for consecutive wins at home, reaching 27 matches before falling to Purdue in the NCAA Second Round. Florida State also achieved a 16-match win streak and won 19 consecutive sets overall in the 2012 season to reflect its stellar play. The Seminoles finished 18th in the final AVCA Poll and 12th in the final RPI, while being led by AVCA Third-Team All-American and ACC Player of the Year Ashley Neff as well as honorable mention All-Americans Sareea Freeman and Fatma Yildirim.

Poole's most memorable year thus far came in

2011, when he led the Seminoles to their first-ever NCAA National Semifinal appearance in what was a startling year to say the least.

In 2011, FSU earned its third ACC title while finishing with a 28-7 overall record and an 18-2 mark within the conference. The Seminoles entered the NCAA Tournament as a No. 12 national seed and began the Field of 64 by defeating Albany and Cincinnati in Tully Gym. From there, FSU upset No. 5 Purdue in four sets in the Sweet 16 and defeated fourth-seeded Iowa State in five sets in the Elite Eight in Minneapolis to achieve a feat that many deemed unthinkable when Poole and his staff first arrived.

FSU became the first ACC volleyball team to ever advance to the final round of four, where it eventually lost to NCAA champion UCLA in the national semifinal at the Alamodome in San Antonio. FSU was the only team in the final four that had gotten through its regional in which both Sweet 16 and Elite Eight opponents were nationally-seeded. In his five seasons leading the Seminoles, Poole has compiled 11 of FSU's 12 NCAA postseason wins, showing a 11-5 mark in championship play.

As a result of FSU's historical 2011 campaign, Poole helped the Seminoles achieve their highest national ranking ever as they finished at No. 7 in the final AVCA Poll. FSU also finished with the seventh-best RPI in the nation. Poole capped his incredible season by being named the ACC Coach of the Year for the second time as well as the AVCA East Region Coach of the Year. He coached AVCA Second-Team All-American Jekaterina Stepanova to a career year as well as AVCA Honorable Mention All-Americans Visnja Djurdjevic and Neff.

The Seminoles earned 21 wins in Poole's first season in 2008 and then followed that up with an incredible 2009 campaign. FSU not only posted a 31-3 overall record, but under Poole's tutelage the 'Noles captured their first outright regular-season Atlantic Coast Conference championship in school history (second overall) and made it to the Elite Eight of the NCAA Tournament for the first time ever.

In addition to those program firsts, Poole's Seminoles also set the school standard for most conference wins in a season with 19 and ACC wins in a row with 16, which was then tied by the 2011 team. A national ranking of No. 11 in the entire country was the highest ever for a Florida State volleyball team at the time and its No. 3 national seed in the Big Dance continues to be the highest ever. Poole's 2012 team reached the program's highest AVCA ranking at No. 6 on Sept. 3, 2012.

For his squad's multiple successes, Poole garnered ACC Coach of the Year and AVCA Division I East Region Coach of the Year honors in 2009.

He also coached a handful of players that generated quite a few accolades. Brianna Barry became the first Seminole to ever be named the ACC's Player of the Year and she also garnered AVCA Division I Second-Team All-American honors. Barry, an *ESPN The Magazine* Academic All-First-Team member, was joined by Jordana Price, Mira Djuric and Rachael Morgan on the 2009 All-ACC Team - a record at FSU



for most players on that list in one season. Price, Djuric and Morgan also each achieved an AVCA Division I Honorable Mention All-American nod. Poole also coached an ACC All-Freshman Team performer in Yildirim.

The 2010 season featured several roadblocks for the Seminoles, ranging from life-altering misfortunes off the court to devastating injuries that inhibited the team's continuity. Despite all the hardships, the gutsy FSU squad finished 22-11, including 12-8 within the ACC. Several program feats were accomplished - making back-to-back postseason appearances for the first time in over a decade, advancing to the second round of the NCAA Championship in consecutive years for the first time in school history and finishing with at least 20 wins for the third straight season.

Veterans Jenna Romanelli and Stephanie Neville capped off their four-year careers in excellent fashion. Junior outside hitter Djurdjevic was one of the top transfers in the country, being named an AVCA Honorable Mention All-American and an AVCA Honorable Mention All-East Region member. She joined Neville as members of the All-ACC Team as well.

The fact that Poole has breathed life in the FSU volleyball program should come as no surprise as he brought a wealth of knowledge and experience to the school after heading the program at the University of Arkansas for 14 accomplished seasons.

Poole started Arkansas' volleyball program in 1994 and was not only successful, but led the Lady Razorbacks to 11 Southeastern Conference Western Division titles. Add to that 11 postseason appearances - two NIVC and nine NCAA - along with an SEC Tournament title and numerous individual player honors.

Upon arriving in Fayetteville, Ark. in 1993, Poole personally handled every element of building the program from buying the first pieces of equipment, hiring the assistants and recruiting the players, to renovating the court and building locker room facilities.

With head coaching stints at Arkansas, Arkansas State and Arkansas Tech, Poole earned a 550-230 career record in 21 seasons prior to his hiring at FSU and had been named conference coach of the year seven times and was pegged the South Region Coach of the Year in 1997.

During his 14 seasons at Arkansas, in which he compiled a 316-161 record, Poole produced two AVCA All-Americans, three AVCA honorable mention All-Americans, 24 players with 44 All-SEC honors, three SEC Freshmen of the Year and 25 AVCA All-District/All-Region honorees. In addition to the success on the court, Poole's Arkansas teams excelled in the classroom as well with 67 SEC Academic Honor Roll selections, 10 CoSIDA All-District selections, two H. Boyd McWhorter Scholar-Athlete finalists and one McWhorter winner.

Poole certainly made his mark in the SEC as he guided Arkansas to a 159-65 record in the SEC regular season for a 71 percent league-winning mark. Poole and the Lady Razorbacks were even more impressive against the Western Division, winning 11 of 14 titles.

Poole spent an entire year away from competition preparing for the Razorback's inaugural season in 1994 and it was time well spent as he led Arkansas to

a 19-17 overall record, a 10-5 SEC mark and an SEC Western Division title with a perfect 10-0 divisional record in the first year of competition. The Lady Razorbacks finished third overall in the league that year and played well enough to earn a postseason bid to the National Invitational Volleyball Coaches tournament in Kansas City where they finished seventh in a field of 20 teams. Poole was selected as the 1994 SEC Coach of the Year while two of his players earned All-SEC honors and one player earned All-District honors.

Poole's ability to build a program was proven first with Arkansas Tech then at Arkansas State. He took over days prior to the 1987 season at ASU and his first team showed the effects with an 8-24 record. But with one season under Poole's careful tutelage, virtually the same team was 41-1 the next year, launching a five-year run of winning seasons for the Lady Indians.

His 1988 team had a 33-match win streak, longest in the nation, and posted a school-record 41-1 overall mark. The next year, ASU had a 34-match win streak, notched a Lady Indian record with 43 wins (43-6 overall) and was ranked ninth in the South Region.

In his last season at ASU, the Lady Indians were 41-6 and received an automatic bid into the NCAA

Tournament in 1992. ASU entered the 32-team NCAA field with the most wins of any team, but lost a tough four-game match to the Northwest Region's top-seeded team, Long Beach State.

Prior to ASU, Poole was an assistant and later head coach at Arkansas Tech. In two seasons as head coach at ATU, he posted a 53-20 record, winning the Arkansas Intercollegiate Conference title in 1985 as co-head coach and finishing runner-up as head coach in 1986. He started his collegiate career in 1983 as a graduate assistant for the nationally ranked Arkansas Tech Golden Suns. Tech was 58-9 with a perfect 24-0 conference mark in two seasons with Poole as an assistant coach.

A native of Heber Springs in north-central Arkansas, Poole is a 1983 graduate of Arkansas Tech and earned a master's degree from there in 1989. He is a member of the American Volleyball Coaches Association and has served on the AVCA's All-American, All-South Region and All-South Region Ranking committees and is also an AVCA Top 25 voter.

Poole and his wife, Toni, a former Arkansas State track and field standout, have two children, son Joshua and daughter Taylor.



*Florida State head coach Chris Poole guided the Seminoles to their first-ever NCAA Final Four in 2011, earning AVCA All-East Region Coach of the Year honors as well as the ACC Coach of the Year.*



## JEFF HULSMEYER • ASSOCIATE HEAD COACH



Jeff Hulsmeyer begins his second season as Florida State's associate head coach in 2016. Among his primary day-to-day duties include the continued development of the Seminoles' setters, recruiting and maintaining the communication flow with future student athletes as well as the institution of the training program for the team as prioritized by head coach Chris Poole.

"I have personally known Jeff since he started coaching," said head coach Chris Poole. "We both got into Division I Volleyball about the same time in the late 80's. In fact, we coached against each other in the Sun Belt Conference. His teams were always exceptionally well prepared for matches."

Leading up to gameday during the season, Hulsmeyer plays an integral role in the match prep and scouting of opponents for Poole. He also works primarily with the Florida State setters, which included the tandem of Brianne Burkert and Hailey Luke in 2015. His tutelage of Burkert resulted in her being named to the ACC All-Freshman Team after finishing top five on the team in six categories including assists (611) and assists/set (5.05).

Hulsmeyer's work with Luke allowed the junior enjoy the best statistical season of her career as she dished out 729 assists (5.98 assists per set), including 453 assists in league matches. The combination of Hulsmeyer's offensive schemes with the dual threat of Burkert and Luke allowed Florida State to post the best hitting percentage (.271) against ACC opponents in his first year on the bench.

Hulsmeyer brought his wealth of coaching experience to Florida State after serving as an assistant at Kansas State for six seasons (2009-14), helping the Wildcats to three NCAA Tournament appearances including a Sweet 16 berth in 2011 after being selected to finish eighth in the Big 12.

In 2014, the Wildcats teetered in-and-out of the AVCA Top 25, finishing with a record of 22-9 after falling in the first round of the NCAA Tournament to Utah. Hulsmeyer served as the offensive and recruiting coordinator at Kansas State, working heavily with the setters in practice while acquiring some of the top recruiting classes in the country according to PrepVolleyball.com.

Hulsmeyer served as the head coach for Georgetown College, where he produced a record of 75-14, leading the Tigers to a No. 5 national ranking in 2007. In both seasons at the helm he was named the conference and region coach of the year while helping a pair of players to NAIA All-America honors.

Prior to an assistant coaching job at Illinois (1996-98) and a four-year head coaching stint at Purdue (1999-2002), Hulsmeyer worked for Arkansas State and Western Kentucky—two teams in the Sun Belt Conference, capturing three titles and two Coach of the Year awards.

While at the helm of Arkansas State (1993-95) he led his team to the crown in all three seasons while remaining perfect in regular season conference play in addition to a pair of NCAA Tourna-

ment bids.

After a season at Western Kentucky as a graduate assistant, Hulsmeyer took over as the head coach in 1990, turning the program around and finishing with a 32-9 record following a season that had a losing record. While at the helm (1990-93) Hulsmeyer led Western Kentucky to a pair of runner-up finishes in the Sun Belt Conference.

During parts of his coaching career began, Hulsmeyer played indoor and professional beach volleyball from 1989-95 while recruiting on the East Coast.

Hulsmeyer graduated from Kentucky in 1988 with a degree in political science. He is married to the former Michelle Hall of Halstead, Kan. She was a two-time All-American volleyball player for Barton County Community College before she went on to play at Arkansas State where she helped her team to the NCAA Tournament in both seasons. The couple have four children, Zach, Ben, Hannah and Jack.





## GANNA “ANNA” KHRYSTENKO • ASSISTANT COACH



Ganna “Anna” Khrystenko is tremendously dedicated to the sport of volleyball. She has enjoyed success as both a player and a coach at the most elite level in Europe and continues to provide that wealth of knowledge and experience at Florida State as she enters her third season as the assistant coach.

Khrystenko arrived in Tallahassee in March 2014 and in that time has assisted heavily in international recruiting while coaching in her area of expertise—blocking.

Her knowledge in blocking came through during her first with the Seminoles as she helped Sarah Burrington to an AVCA All-America honorable mention accolade and All-ACC First Team nod while Kiara Wright finished with All-ACC Second team honors.

Khrystenko’s outstanding work with the front row continued in 2015 as Florida State finished with 370 total blocks (634 assisted blocks / 53 solo blocks) as the Seminoles ended the season ranked fifth in the NCAA in blocks per set (3.03). It also marked the third straight season the Seminoles had at least 500 assisted blocks (572-2013, 588-2014)—the most consecutive 500 assisted block seasons since 1986-89.

Khrystenko continued to play a vital role in the individual development of Burrington in 2015 as she earned AVCA Honorable Mention All-American and All-East Region Team honors and finished among the top 20 in two major NCAA blocking categories (148 total blocks-11th; 1.44 blocks per set-17th). The addition of Melanie Keil, a transfer from Nebraska, to the Seminoles’ lineup provided Khrystenko a 1-2 punch that finished second in blocks (231.5) in ACC play. The duo of Burrington and Keil finished third and fourth, respectively, among

ACC leaders in blocks per set.

The native of Ukraine, Khrystenko played five seasons on the Ukrainian National Team while playing professionally in her country from 1995-2008. During a three year junior career (1995-97) she gained valuable international experience by competing at a pair of Junior World Championships and European Championships.

Khrystenko won a plethora of accolades as a player, including a four-time Ukrainian Championship, where she was awarded the ‘Best Blocker’ multiple times. She is a four-time winner of the Cup of Ukraine and was seen in the Elite Eight of the European CEV Cup and Top Teams Cups. In 2002 where she was awarded the ‘Best Server’ for the Top Teams Cup.

She helped Ukraine take fifth place at the World University Games in 2003.

Following her athletic career, Khrystenko began coaching in 2008 as a manager of the Ukrainian Girls’ Team before being promoted to assistant coach of the Junior Team in 2009. During that time, Khrystenko essentially served as a general manager of the club by selecting coaches and players for the teams while working with advanced volleyball development in her country.

Her role in the Ukraine expands further than just a coach. In 2008, Khrystenko was named as the Chairman of the Athletic Commission for the Ukrainian Volleyball Federation and was a member of the Executive Committee and National Olympic Committee as well. She also spent five years as a General Volleyball Manager at the Ukrainian Government.

Khrystenko came to the United States in December of 2013 where she had been coaching the USA NY AAU Volleyball teams, which are based out of New York and are members of the New England Amateur Athletic Union.

Khrystenko is married to Alexander Khrystenko and the couple have a six-year old son, Ivan.





# VOLLEYBALL SUPPORT STAFF



Ana Auger-Crossman  
Equipment Supervisor-Olympic Sports



Brockton Boretti  
Volleyball Manager



Craig Campanozzi  
Video Coordinator



Tasha Fisher  
Asst. Athletic Director-Compliance



Alex Gallant  
Asst. Director of Event Management



Julia Giampaolo  
Athletic Trainer



Christopher Harris  
Volunteer Assistant Coach



Ameije Ismaili  
Student Manager



Maxo Jean  
Marketing Assistant



Jakub Lewicki  
Volleyball Manager



Aubrey Marsellis  
Director of Volleyball Operations



Caitlin Quinn  
Assistant Coach-Strength & Speed



Laurie Swiger  
Asst. Athletic Director-Facilities



Shawn Wagner  
Academic Advisor



Troy Wisneski  
Volleyball Manager

NOT PICTURE:  
JILL HOOMES  
VOLLEYBALL SECRETARY



# 2015 SEASON ACCOLADES



Nicole Walch capped off her four-year FSU career with 1,466 kills (3.55 kills/set), 944 digs (2.29 digs/set) and 47 double-doubles. In 2015, Walch was atop the Seminole roster in kills (459-1st), kills/set (3.83-1st), service aces (30-1st), digs (305-3rd), digs/set (2.54-3rd), solo blocks (5-3rd), total blocks (71-4th) and assisted blocks (65-4th).



Florida State ended the season ranked 20th in the final American Volleyball Coaches Association Polls (AVCA) and has now spent the last 74 weeks ranked in the AVCA Top 25. The streak began on Sept. 19, 2011 when the Seminoles brandished a 23rd overall ranking.



The careers of Florida State seniors Caroline Dadowski, Laura Dadowski, Karlie Hauer, Mercedes Vaughn and Nicole Walch came to a close with a setback in the second round of the NCAA Tournament to in-state rival Florida. The quintuplet capped off one of the best four-year runs in program history as they guided the Seminoles to a 109-23 overall record, including a 54-2 mark in Tully Gymnasium. They also were a dominant 68-10 in Atlantic Coast Conference (ACC) action as made two Sweet 16 appearances (2013, 2014), earned one ACC Championship (2012) and won at least 20 matches in every season between 2012 and 2015.



Outside hitter Nicole Walch garnered three straight ACC Player of the Week awards during the month of October as she combined for 134 kills, 94 digs and 22 blocks. Walch, with four league Player of the Week honors to her credit on the season, became the first player in the league to capture three consecutive (*records for 1995 were unavailable*).




Florida State's Sarah Burrington and Nicole Walch were two of a dozen ACC players honored by the AVCA when they were named honorable mention All-America by the organization on December 16.



The trio of Sarah Burrington, Milica Kubura and Nicole Walch were honored by the AVCA on Dec. 8. The tandem of Burrington and Walch were named All-Region, while Kubura received honorable mention accolades among 22 individuals recognized in the East Region.



Five members of the Florida State volleyball team, including Brianne Burkert, Sarah Burrington, Katie Horton, Milica Kubura and Nicole Walch were recognized for their play by the ACC. Among the recipients, Burrington and Walch grabbed first team All-ACC honors, while Horton and Kubura earned second team honors. Burkert was the lone representative for the Seminoles on the All-Freshman team.



Florida State's Milica Kubura and Hailey Luke garnered off the court honors on Nov. 5 when the pair was selected to the 2015-16 CoSIDA Academic All-District IV Team, marking the first time in their career that either received the honor.



Behind nine kills from Karlie Hauer, Florida State posted a 25-18, 25-22, 25-14 victory over Boston College as it opened ACC play with a 10-0 record. The 10 victories marked the eighth straight season that Florida State reached double-digit wins in league play.



For just the second time in program history, and first since joining the ACC, the Seminoles had wins on Tobacco Road against rivals Duke and North Carolina. Nicole Walch registered her fifth double-double of the season and established career highs in kills (31) and digs (27) as she led the 18th-ranked Florida State volleyball team to a 25-22, 25-22, 20-25, 21-25, 15-12 victory at Duke on Oct. 9. Walch then teamed with Sarah Burrington and Milica Kubura to combine for 39 of the team's 62 kills as 18th-ranked Florida State captured its eighth all-time victory at North Carolina on Oct. 16 by scores of 25-20, 22-25, 18-25, 25-21 and 15-10.



Sparked by Nicole Walch's match-high 23 kills the 18th-ranked Florida State volleyball program posted a 25-18, 33-31, 22-25, 25-20 victory over NC State on Oct. 18. That performance moved Walch into 10th place on the Seminoles' career kills list (1,277), marking the first rally scoring era player to achieve the feat at FSU.



The Seminoles announced their team honors in an event held on the evening of Nov. 29, prior to the announcement of the NCAA Tournament pairings. During the banquet there were six awards doled out to the following individuals:

- Seminole Warrior:** Mercedes Vaughn
- Maximum Effort:** Cecilie Woie
- Total Commitment:** Hailey Luke
- Complete Trust:** Caroline Dadowski
- Ultra Competitive:** Nicole Walch
- Most Influential Player:** Hailey Luke





# 2015 REGULAR SEASON STATISTICS

Overall record: 25-8 Conf: 17-3 Home: 13-1 Away: 9-7 Neutral: 3-0

#	Player	sp	Attack				Set		Serve			Dig		Blocking					points			
			k	k/s	e	ta	pct	a	a/s	sa	se	sa/s	re	dig	dig/s	bs	ba	total		blk/s	be	bhe
5	Nicole Walch	120	459	3.83	165	1144	.257	18	0.15	30	24	0.25	51	305	2.54	6	65	71	0.59	3	4	-
7	Milica Kubura	119	281	2.36	104	643	.275	7	0.06	0	0	0.00	1	52	0.44	4	65	69	0.58	4	1	-
12	Sarah Burrington	116	223	1.92	53	477	.356	6	0.05	0	0	0.00	1	13	0.11	19	148	167	1.44	10	0	-
4	Katie Horton	115	220	1.91	67	667	.229	24	0.21	14	20	0.12	32	308	2.68	5	45	50	0.43	1	0	-
14	Mercedes Vaughn	107	208	1.94	78	488	.266	4	0.04	0	0	0.00	0	56	0.52	6	101	107	1.00	9	0	-
21	Melanie Keil	116	132	1.14	40	319	.288	18	0.16	6	15	0.05	0	45	0.39	11	137	148	1.28	4	1	-
20	Karlie Hauer	60	61	1.02	21	187	.214	4	0.07	2	4	0.03	4	64	1.07	0	34	34	0.57	3	0	-
35	Mara Green	28	37	1.32	12	73	.342	0	0.00	0	0	0.00	0	8	0.29	2	34	36	1.29	3	0	-
10	Christina Ambrose	18	21	1.17	9	60	.200	0	0.00	0	1	0.00	4	10	0.56	0	2	2	0.11	1	0	-
8	Hailey Luke	122	7	0.06	1	26	.231	729	5.98	19	9	0.16	0	202	1.66	0	0	0	0.00	1	14	-
6	Brianne Burkert	121	3	0.02	3	17	.000	611	5.05	27	28	0.22	1	203	1.68	0	2	2	0.02	1	22	-
1	Cecilie Woie	119	2	0.02	3	8	-.125	107	0.90	13	12	0.11	24	412	3.46	0	1	1	0.01	0	0	-
11	Kacey Saunier	2	0	0.00	0	0	.000	0	0.00	0	1	0.00	0	4	2.00	0	0	0	0.00	0	0	-
9	Caroline Dadowski	13	0	0.00	0	0	.000	3	0.23	0	2	0.00	2	2	0.15	0	0	0	0.00	0	0	-
22	Karyn Israel	3	0	0.00	0	0	.000	9	3.00	0	3	0.00	0	1	0.33	0	0	0	0.00	0	0	-
13	Laura Dadowski	93	0	0.00	0	1	.000	6	0.06	18	16	0.19	0	43	0.46	0	0	0	0.00	0	0	-
FLORIDA STATE		122	1654	13.56	559	4113	.266	1546	12.67	129	135	1.06	129	1728	14.16	53	634	370.0	3.03	40	42	-
Opponents		122	1535	12.58	755	4332	.180	1433	11.75	129	212	1.06	129	1660	13.61	50	406	253.0	2.07	44	35	-

Team Statistics	FS	OPP	Date	Opponent	Score	Score by set	Att.
<b>ATTACK</b>							
Kills	1654	1535	Aug 28	OKLAHOMA	w 3-1	25-21,25-23,21-25,25-18	0
Errors	559	755	Aug 29	at #24 Colorado	L 2-3	20-25,25-17,27-25,21-25,12-15	1079
Total Attacks	4113	4332	Aug 29	vs San Diego	w 3-0	25-16,25-21,25-20	0
Attack Pct	.266	.180	Sept 5	at #22 Ohio State	L 2-3	25-21,19-25,25-20,19-25,11-15	1225
Kills/Set	13.6	12.6	Sept 6	vs Northern Illinois	w 3-0	25-23,25-13,25-19	229
<b>SET</b>							
Assists	1546	1433	Sept 6	at #22 Ohio State	L 1-3	19-25,25-18,13-25,21-25	829
Attempts	4192	4450	Sep 11	COASTAL CAROLINA	w 3-0	25-15,25-16,25-10	1105
Assist Pct	.369	.322	Sep 12	at Florida A&M	w 3-0	25-15,25-16,28-26	120
Assists/Set	12.7	11.7	Sep 12	XAVIER	w 3-0	25-21,26-24,25-15	650
<b>SERVE</b>							
Aces	129	129	Sep 18	TEXAS A&M	w 3-1	25-20,25-12,21-25,25-16	1125
Errors	135	212	Sep 20	at #5 Florida	L 1-3	25-22,18-25,21-25,20-25	3612
Attempts	2813	2495	*Sep 23	MIAMI	w 3-2	25-20,25-21,19-25,20-25,15-11	1300
Serve Pct	.952	.915	*Sep 27	at Notre Dame	w 3-0	25-20,25-21,25-12	891
Aces/Set	1.1	1.1	*Oct 02	CLEMSON	w 3-0	25-22,25-15,25-15	1125
<b>SERVE RECEPTIONS</b>							
Errors	129	129	*Oct 04	GEORGIA TECH	w 3-0	25-22,25-20,25-13	675
Errors/Set	1.1	1.1	*Oct 09	at Duke	w 3-2	25-22,25-22,20-25,21-25,15-12	1672
Attempts	2280	2673	*Oct 11	at Wake Forest	w 3-0	25-11,25-17,25-18	603
Reception Pct	.943	.952	*Oct 16	at North Carolina	w 3-2	25-20,22-25,18-25,25-21,15-10	1365
<b>DEFENSE</b>							
Digs	1728	1660	*Oct 18	at NC State	w 3-1	25-18,33-31,22-25,25-20	521
Digs/Set	14.2	13.6	*Oct 23	SYRACUSE	w 3-0	25-16,25-19,25-20	1060
<b>BLOCKING</b>							
Block Solo	53	50	*Oct 25	BOSTON COLLEGE	w 3-0	25-18,25-22,25-14	885
Block Assist	634	406	*10/30/15	at PITT	L 0-3	14-25,23-25,26-28	617
Total Blocks	370.0	253.0	*11/01/2015	at Virginia Tech	w 3-0	25-17,25-21,25-15	695
Blocks/Set	3.0	2.1	*Nov 04	at Miami	L 1-3	25-20,23-25,26-28,14-25	1200
Block Errors	40	44	*Nov 08	VIRGINIA	w 3-0	31-29,25-15,25-19	875
Ball handling errors	42	35	*Nov 13	NOTRE DAME	w 3-0	25-18,25-14,25-19	1074
<b>ATTENDANCE</b>							
Total	13076	17527	*Nov 15	#22 LOUISVILLE	L 2-3	25-21,24-26,25-18,26-28,9-15	1147
Dates/Avg Per Date	14/934	16/1095	*Nov 20	WAKE FOREST	w 3-1	25-12,25-19,22-25,25-16	1131
Neutral site #/Avg	3/76	-	*Nov 22	DUKE	w 3-1	19-25,25-18,25-23,25-17	924
Current win streak	0	-	*Nov 25	at Georgia Tech	w 3-2	25-20,22-25,23-25,25-20,15-7	725
Home win streak	2	-	*Nov 27	at Clemson	w 3-0	25-22,27-25,25-15	450
			Dec 03	vs Arizona State	w 3-0	25-13,25-17,25-21	0
			Dec 04	at #16 Florida	L 1-3	25-23,19-25,23-25,19-25	1923

Record in 3-set matches:16-1 • Record in 4-set matches:5-4 • Record in 5-set matches:4-3



# 2015 ACC STATISTICS / RECAP

Overall record: 17-3 Conf: 17-3 Home: 9-1 Away: 8-2 Neutral: 0-0

#	Player	sp	Attack				Set		Serve			re	Dig		Blocking					points		
			k	k/s	e	ta	pct	a	a/s	sa	se		sa/s	dig	dig/s	bs	ba	total	blk/s		be	bhe
5	Nicole Walch	74	280	3.78	99	693	.261	10	0.14	18	18	0.24	31	172	2.32	5	38	43	0.58	2	3	-
7	Milica Kubura	72	173	2.40	64	395	.276	5	0.07	0	0	0.00	0	34	0.47	4	43	47	0.65	4	1	-
12	Sarah Burrington	71	145	2.04	31	310	.368	0	0.00	0	0	0.00	0	8	0.11	10	94	104	1.46	9	0	-
4	Katie Horton	70	139	1.99	44	414	.229	13	0.19	10	13	0.14	20	198	2.83	5	29	34	0.49	1	0	-
14	Mercedes Vaughn	59	112	1.90	42	258	.271	3	0.05	0	0	0.00	0	37	0.63	3	59	62	1.05	6	0	-
21	Melanie Keil	68	85	1.25	20	192	.339	9	0.13	2	3	0.03	0	20	0.29	6	80	86	1.26	4	0	-
20	Karlie Hauer	37	42	1.14	12	122	.246	3	0.08	1	1	0.03	2	36	0.97	0	23	23	0.62	1	0	-
35	Mara Green	21	25	1.19	11	59	.237	0	0.00	0	0	0.00	0	7	0.33	2	26	28	1.33	2	0	-
10	Christina Ambrose	10	8	0.80	4	25	.160	0	0.00	0	0	0.00	2	5	0.50	0	0	0	0.00	1	0	-
8	Hailey Luke	74	4	0.05	1	19	.158	453	6.12	12	8	0.16	0	121	1.64	0	0	0	0.00	1	7	-
6	Brianne Burkert	73	2	0.03	3	11	-.091	380	5.21	15	14	0.21	0	122	1.67	0	1	1	0.01	0	15	-
11	Kacey Saunier	1	0	0.00	0	0	.000	0	0.00	0	1	0.00	0	1	1.00	0	0	0	0.00	0	0	-
22	Karyn Israel	3	0	0.00	0	0	.000	9	3.00	0	3	0.00	0	1	0.33	0	0	0	0.00	0	0	-
13	Laura Dadowski	64	0	0.00	0	1	.000	3	0.05	13	12	0.20	0	30	0.47	0	0	0	0.00	0	0	-
9	Caroline Dadowski	9	0	0.00	0	0	.000	3	0.33	0	2	0.00	1	2	0.22	0	0	0	0.00	0	0	-
1	Cecilie Woie	71	0	0.00	3	4	-.750	62	0.87	9	6	0.13	8	248	3.49	0	0	0	0.00	0	0	-
	FLORIDA STATE	74	1015	13.72	337	2506	.271	953	12.88	80	81	1.08	69	1042	14.08	35	393	231.5	3.13	31	26	-
	Opponents	74	926	12.51	479	2643	.169	872	11.78	69	108	0.93	80	1013	13.69	26	248	150.0	2.03	28	22	-

## ALL-ACC HONOREES

Player of the Year: Katie George, Louisville  
 Defensive Player of the Year: Molly Sauer, Louisville  
 Setter of the Year: Katie George, Louisville  
 Freshman of the Year: Molly Sauer, Louisville  
 Coach of the Year: Anne Kordes, Louisville

### All-ACC First Team

Emily Sklar, Duke\*  
 Jordan Tucker, Duke  
 Nicole Walch, Florida State\*  
 Sarah Burrington, Florida State  
 Teegan Van Gunst, Georgia Tech  
 Erin Fairs, Louisville\*  
 Katie George, Louisville  
 Paige Neuenfeldt, North Carolina\*  
 Victoria McPherson, North Carolina  
 Taylor Treacy, North Carolina  
 Kadi Kullerkann, Pittsburgh  
 Amanda Orchard, Pittsburgh  
 Silvi Uattara, Syracuse  
 Lauren Fuller, Virginia  
 \*Denotes unanimous selection

### All-ACC Second Team

Katty Workman, Boston College  
 Sasha Karelov, Duke  
 Milica Kubura, Florida State  
 Katie Horton, Florida State  
 Tess Clark, Louisville  
 Janelle Jenkins, Louisville  
 Olga Strantzali, Miami  
 Taylor Scott, Miami  
 Alexis Mourning, Miami  
 Haley Templeton, Miami  
 Sam Fry, Notre Dame  
 Gosia Wlaszczuk, Syracuse  
 Natalie Bausback, Virginia  
 Lindsey Owens, Virginia Tech

All-Freshman Team  
 Leah Meyer, Duke  
 Brianne Burkert, Florida State  
 Molly Sauer, Louisville  
 Aniah Philo, Louisville  
 Blayke Hranicka, NC State  
 Meg Morningstar, Notre Dame  
 Santita Ebangwese, Syracuse  
 Anna Walsh, Virginia  
 Jaila Tolbert, Virginia Tech

## FINAL ACC RPI

Louisville	21
North Carolina	27
Florida State	28
Miami	44
Pittsburgh	46
Syracuse	57
Virginia	59
Duke	76
Virginia Tech	82
Georgia Tech	111
NC State	154
Boston College	171
Wake Forest	177
Clemson	210
Notre Dame	214

## FINAL ACC STANDINGS

Team	Overall			Conference		
	W	L	Pct.	W	L	Pct.
Louisville	25	7	.781	18	2	.900
Florida State	25	8	.758	17	3	.850
North Carolina	21	10	.677	17	3	.850
Syracuse	23	8	.742	14	6	.700
Miami	21	10	.677	14	6	.700
Pittsburgh	23	9	.719	13	7	.650
Duke	17	13	.567	12	8	.600
Virginia Tech	19	13	.594	10	10	.500
Virginia	18	13	.581	10	10	.500
Georgia Tech	18	14	.563	9	11	.450
NC State	16	16	.500	5	15	.250
Boston College	12	20	.375	4	16	.200
Wake Forest	12	20	.375	4	16	.200
Notre Dame	7	25	.219	2	18	.100
Clemson	6	26	.188	1	19	.050



# ALL-TIME COACHING RECORDS

Season	Overall	Home	Away	Neutral	Conference	Notes	Head Coach
1972	14-6	3-2	1-0	10-4	--	Region III Championships	Linda Warren
1973	44-5	8-0	6-0	30-5	--	AIAW Championships	Billie Jones
1974	23-12	4-1	0-0	19-12	--	AIAW Championships	Billie Jones
1975	37-5	8-0	4-1	25-4	--	Regional Tournament	Billie Jones
1976	32-15	4-3	3-0	25-12	--	State Tournament	Cecile Reynaud
1977	25-13	2-1	0-4	23-8	--	Regional Tournament	Cecile Reynaud
1978	27-14	4-2	3-1	21-11	--	AIAW Championships	Cecile Reynaud
1979	31-19	12-2	1-3	18-14	--	AIAW Championships	Cecile Reynaud
1980	43-14-1	9-0	6-3	28-11-1	--	AIAW Regionals	Cecile Reynaud
1981	43-8	20-4	3-2	20-2	--	AIAW Championships	Cecile Reynaud
1982	26-18	13-6	4-4	9-8	--	Metro Conference Tournament	Cecile Reynaud
1983	30-6	5-1	4-3	21-2	--	Metro Conference Champions / NCAA Tournament	Cecile Reynaud
1984	20-13	11-9	8-4	1-0	--	Metro Conference Tournament	Cecile Reynaud
1985	24-9	9-7	8-1	7-1	6-1	Metro Conference Champions / NCAA Tournament	Cecile Reynaud
1986	25-11	11-3	8-1	6-7	5-0	Metro Conference Champions	Cecile Reynaud
1987	22-11	10-3	7-5	5-3	6-0	Metro Conference Champions / NCAA Tournament	Cecile Reynaud
1988	28-8	10-3	12-4	6-1	5-1	Metro Conference Champions / NCAA Tournament	Cecile Reynaud
1989	30-5	13-1	9-1	8-3	7-0	Metro Conference Champions / NCAA Tournament	Cecile Reynaud
1990	27-8	15-1	6-3	6-4	6-1	NCAA Tournament	Cecile Reynaud
1991	16-15	8-8	5-7	3-0	2-7	ACC Tournament	Cecile Reynaud
1992	26-8	12-2	6-4	8-2	6-1	NCAA Tournament	Cecile Reynaud
1993	24-10	15-3	5-7	4-0	9-5	NCAA Tournament	Cecile Reynaud
1994	17-16	12-6	3-8	2-2	7-7	ACC Tournament	Cecile Reynaud
1995	11-19	6-8	3-8	2-3	3-11	ACC Tournament	Cecile Reynaud
1996	12-19	9-6	3-9	0-4	6-10	ACC Tournament	Cecile Reynaud
1997	25-9	13-3	7-4	5-2	11-5	NCAA Tournament	Cecile Reynaud
1998	24-12	14-1	5-7	5-4	11-5	ACC Champions / NCAA Tournament	Cecile Reynaud
1999	8-22	6-12	2-8	0-2	1-15	ACC Tournament	Cecile Reynaud
2000	21-11	15-5	4-5	2-1	9-7	ACC Tournament	Cecile Reynaud
2001	17-12	9-3	5-6	3-3	10-6	ACC Tournament	Cecile Reynaud
2002	21-13	12-2	5-7	4-4	10-6	NCAA Tournament	Todd Kress
2003	16-17	10-5	2-9	4-3	5-11	ACC Tournament	Todd Kress
2004	18-11	11-5	5-5	2-1	9-7	ACC Tournament	Todd Kress
2005	13-17	7-8	6-7	0-2	11-11	ACC Tournament	Todd Kress
2006	19-12	9-6	9-4	1-2	13-9	ACC Tournament	Todd Kress
2007	16-14	10-2	4-9	2-3	13-9	ACC Tournament	Todd Kress
2008	21-9	11-5	8-4	2-0	13-7	ACC Tournament	Chris Poole
2009	31-3	14-1	11-2	6-0	19-1	ACC Champions / Elite Eight (NCAA Tournament)	Chris Poole
2010	22-11	11-4	7-6	4-1	12-8	NCAA Tournament	Chris Poole
2011	28-7	12-0	11-3	5-4	18-2	ACC Champions / Final Four (NCAA Tournament)	Chris Poole
2012	28-4	13-0	11-2	4-2	18-2	ACC Champions / NCAA Tournament	Chris Poole
2013	26-8	13-1	9-5	4-2	17-3	Sweet 16 (NCAA Tournament)	Chris Poole
2014	30-3	17-0	12-2	1-1	16-2	Sweet 16 (NCAA Tournament)	Chris Poole
2015	25-8	13-1	9-7	3-0	17-3	NCAA Tournament	Chris Poole



# HONORS & AWARDS

## AVCA ALL-AMERICAN <17>

Amanda Santos	2004 (HM)
Andreza Santos	2005 (HM)
Makini Thompson	2006 (HM)
Brianna Barry	2009 (2nd)
Jordana Price	2009 (HM)
Mira Djuric	2009 (HM)
Rachael Morgan	2009 (HM)
Visnja Djurdjevic	2010 (HM), 2011 (HM)
Jekaterina Stepanova	2011 (2nd)
Ashley Neff	2011 (HM), 2012 (3rd), 2013 (HM)
Sareea Freeman	2012 (HM)
Fatma Yildirim	2012 (HM)
Nicole Walch	2013 (HM), 2014 (2nd), 2015 (HM)
Elise Walch	2013 (HM)
Katie Mosher	2014 (HM)
<b>Katie Horton</b>	<b>2014 (HM)</b>
Sarah Burrington	2014 (HM), 2015 (HM)

## AVCA ALL-REGION <35>

Carol Forsten	1984
Joan Morris	1986
Julie Todd	1987
Nancy Gaspardarek	1987, 1988, 1989
Maggie Philgence	1987, 1988, 1989, 1990
Deanne Kaleta	1988
Gabrielle Reece	1989
Luiza Ramos	1992, 1993, 1994
Sherry Cowling	1992
Bianca Stevens	1992
Vicki Zinkil	1993
Fiona Bolten	1997, 1998
Holly Schneider	1998
Aisha Thornton	1998
Norisha Campbell	2000, 2001
Kristen Frye	2002
Amanda Santos	2004
Andreza Santos	2005
Makini Thompson	2006
Jordana Price	2008 (HM), 2009
Brianna Barry	2009
Mira Djuric	2009
Rachael Morgan	2009 (HM)
Visnja Djurdjevic*	2010, 2011
Stephanie Neville	2010 (HM)
Jekaterina Stepanova	2011
Ashley Neff	2011, 2012, 2013
Sareea Freeman	2012
Fatma Yildirim	2012
Elise Walch	2013
Nicole Walch	2013, 2014, 2015
Katie Mosher	2014
Katie Horton	2014
Sarah Burrington	2014, 2015
Milica Kubura	2015

\*Named all-region at Tulane in 2009

## EAST REGION ROOKIE OF THE YEAR

Cassie McLaughlin	2003
-------------------	------

## ACC PLAYER OF THE WEEK <25>

Kristine Cousins	1991
Bianca Stevens	1992
Luiza Ramos	1993
Vicki Zinkil	1993
Adria Ciraco	1994
LaToya (Presberry) Washington	1996, 1997
Aisha Thornton	1997, 1998 (2x)
Fiona Bolten	1998
Jennifer Werrick	1998
Erica Bunch	2000, 2001
Norisha Campbell	2000, 2001 (2x)
Aisha Carr	2002
Cassie McLaughlin	2003
Kristen Rust	2004

Mira Djuric	2007, 2009
Brianna Barry	2008
Stephanie Neville	2008
Jordana Price	2009
Visnja Djurdjevic	Aug. 30, 2010
Elise Walch	Sept. 19, 2011
Sareea Freeman	Oct. 17, 2011
Jekaterina Stepanova	Nov. 21, 2011
Ashley Neff	Aug. 27, 2012
Sareea Freeman	Oct. 8, 2012
Sareea Freeman	Oct. 29, 2012
Sareea Freeman	Nov. 26, 2012
Ashley Neff	Sept. 16, 2013
Elise Walch	Oct. 21, 2013
Nicole Walch	Nov. 4, 2013
Nicole Walch	Nov. 25, 2013
Nicole Walch	Sept. 3, 2014
Katie Horton	Sept. 22, 2014
Nicole Walch	Oct. 27, 2014
Nicole Walch	Nov. 3, 2014
Nicole Walch	Aug. 31, 2015
Nicole Walch	Oct. 5, 2015
Nicole Walch	Oct. 12, 2015
Nicole Walch	Oct. 19, 2015

## ACC ROOKIE OF THE WEEK <9>

Maureen McCarthy	1994
Holly Schneider	1995
LaToya (Presberry) Washington	1995
Aisha Thornton	1996
Kate Hemlepp	1997 (3x)
Jennifer Werrick	1997 (3x)
Norisha Campbell	1998
Jennifer Anderson	2000
Izzy Carmona	2013
Milica Kubura	2014 (2x)

## ACC ROOKIE OF THE YEAR <2>

Kate Hemlepp	1997
Cassie McLaughlin	2003

## ACC COACH OF THE YEAR <2>

Cecile Reynaud	1992, 2000
Chris Poole	2009, 2011

## ACC PLAYER OF THE YEAR <2>

Brianna Barry	2009
Ashley Neff	2012

## ACC ALL-FRESHMAN TEAM <12>

Maureen McCarthy	1994
Holly Schneider	1995
Aisha Thornton	1996
Kate Hemlepp	1997
Jennifer Werrick	1997
Jennifer Anderson	2000
Cassie McLaughlin	2003
Brianna Barry	2006
Fatma Yildirim	2009
Sarah Wickstrom	2011
Milica Kubura	2014
Brianne Burkert	2015

## ACC SCHOLAR ATHLETE OF THE YEAR <2>

Brianna Barry	2009
---------------	------

## ALL-ACC TEAM <33>

FIRST TEAM: 19  
SECOND TEAM: 18

Kristine Cousins	1991 (2nd)
Sherry Cowling	1992 (1st)
Bianca Stevens	1992 (1st)
Luiza Ramos	1992 (2nd), 1993 (1st), 1994 (1st)
Vicki Zinkil	1993 (2nd)

Fiona Bolten	1997 (2nd), 1998 (1st)
Susan Hawks	1997 (2nd)
Holly Schneider	1997 (2nd), 1998 (2nd)
Aisha Thornton	1998 (1st)
Norisha Campbell	2000 (1st), 2001 (1st)
Jennifer Werrick	2000 (2nd)
Kristin Frye	2002 (1st)
Amanda Santos	2004 (1st)
Andreza Santos	2005 (1st)
Makini Thompson	2006 (1st), 2007 (2nd)
Mira Djuric	2007 (1st), 2009
Ashlee Moon	2008 (2nd)
Lauren Richardson	2008 (2nd)
Brianna Barry	2009
Jordana Price	2009
Rachael Morgan	2009
Visnja Djurdjevic	2010, 2011
Stephanie Neville	2010
Jekaterina Stepanova	2011
Ashley Neff	2011, 2012, 2013 (1st)
Fatma Yildirim	2012
Sareea Freeman	2012
Nicole Walch	2013 (2nd), 2014 (1st), 2015 (1st)
Elise Walch	2013 (2nd)
Katie Mosher	2013 (2nd), 2014 (1st)
<b>Katie Horton</b>	<b>2014 (2nd), 2015 (2nd)</b>
Sarah Burrington	2014 (1st), 2015 (1st)
Kiara Wright	2014 (2nd)
Milica Kubura	2015 (2nd)

## ACC ALL-TOURNAMENT TEAM <13>

Deanna Bosschaert	1991
Sherry Cowling	1992
Bianca Stevens	1992
Luiza Ramos	1992, 1993, 1994
Franci Rard	1993
LaToya (Presberry) Washington	1995
Holly Schneider	1995, 1997, 1998
Susan Hawks	1998
Fiona Bolten	1998
Norisha Campbell	2001
Jennifer Anderson	2001
Erica Bunch	2002
Kristin Frye	2002

## ACC TOURNAMENT MVP

Fiona Bolten	1998
--------------	------

## ALL-ACC ACADEMIC TEAM <16>

Sarah Griffin	2005-06
Jessica Skower	2005-06
Brianna Barry	2006-09
Ashlee Moon	2008
Jordana Price	2008
Lauren Richardson	2008
Jenna Romanelli	2008, 2010
Stephanie Neville	2009, 2010
Taylor Wilson	2010
Sarah Wickstrom	2012, 2013, 2014
Olivera Medic	2012
Sarah Burrington	2013
Katie Mosher	2013, 2014
Nicole Walch	2013, 2014, 2015
<b>Milica Kubura</b>	<b>2014, 2015</b>
<b>Hailey Luke</b>	<b>2015</b>

## ACC ACADEMIC HONOR ROLL <82>

Catie Lotarski	1991, 1993, 1994
Jennifer McCall	1991, 1992, 1993
Vicki Zinkil	1991
Deanna Bosschaert	1992, 1993, 1994
Jennifer Cichy	1992
Franci Rard	1993
Valerie Broussard	1994, 1995, 1996
Adria Ciraco	1994



# HONORS & AWARDS

Susan Johnson	1994, 1995, 1996
Maureen McCarthy	1994, 1995, 1996
Christy Minko	1994, 1995, 1996
Luiza Ramos	1994
Patty Diamond	1995, 1996
LaToya (Presberry) Washington	1995, 1996, 1997
Holly Schneider	1995, 1996, 1997, 1998
Sarah Rickertsen	1995, 1996, 1997, 1998
Aisha Thornton	1997, 1999
Fiona Bolten	1998
Courtney Dipert	1998, 1999
Kensy Zulueta	1998
Kristin Frye	1999, 2000, 2001, 2002
Elizabeth Pound	1999, 2000, 2001
Alex Sevillano	1999, 2000, 2001, 2002
Jennifer Anderson	2000, 2001, 2002, 2003
Dawn Hough	2000, 2001
Cerina Pele	2000, 2001, 2002, 2003
Jennifer Werrick	2000
Chrissy Bloomgren	2001
Aisha Carr	2001, 2002, 2003
Ashley Meyer	2001
Kameelah Omar	2001, 2002, 2003
Carly Adams	2002, 2003
Lindsay Curtiss	2002
Ashley Denbow	2002
Nikki Anthony	2003, 2004
Sarah Griffin	2003, 2004, 2005
Renee Hill	2003, 2004
Cassie McLaughlin	2003
Jessica Skower	2003, 2004, 2005
Danielle MacDonald	2004
Summer Weissing	2004
Kim Crawford	2005
Zrinka Tomic	2005
Brianna Barry	2006, 2007, 2008, 2009
Nikki Baker	2008
Ashlee Moon	2008
Stephanie Neville	2008, 2009, 2010, 2011
Lauren Richardson	2008, 2009, 2010
Jenna Romanelli	2008, 2009, 2010, 2011
Taylor Wilson	2008, 2009, 2010, 2011
Kara Georgiadis	2010
Mallory Kiley	2010
Amanda Saxton	2010, 2011, 2012
Courtney Zuber	2010
Jennifer Hughes	2010
Rachael Morgan	2011
Duygu Duzceler	2012
Kalee Schlabach	2012
Jekaterina Stepanova	2012
Sarah Wickstrom	2012, 2013, 2014
Sareea Freeman	2013
Sarah Burrington	2013, 2014, 2015
Caroline Dadowski	2013, 2014, 2015
Laura Dadowski	2013, 2014, 2015
Olivera Medic	2013, 2014
Leah Mikesky	2013
Abby Mixner	2013
Katie Mosher	2013, 2014
Ashley Neff	2013, 2014
Nicole Walch	2013, 2014, 2015
<i>Hailey Luke</i>	<i>2014, 2015</i>
<i>Christina Ambrose</i>	<i>2015</i>
<i>Brianna Burkert</i>	<i>2015</i>
<i>Mara Green</i>	<i>2015</i>
Karlie Hauer	2015
<i>Katie Horton</i>	<i>2015</i>
Ameije Ismaili	2015
Karyn Israel	2015
<i>Melanie Keil</i>	<i>2015</i>
<i>Milica Kubura</i>	<i>2015</i>
Caroline Mooney	2015
Kacey Saunier	2015

## FLORIDA STATE HALL OF FAME <5>

Dr. Katherine Montgomery	Inducted 1977
Dr. Billie Jones	Inducted 1988
Margie Wessel Scott	Inducted 1988
Gabrielle Reece	Inducted 1997
Maggie Philgence	Inducted 1998
Dr. Cecile Reynaud	Inducted 2009
Karyn Palgut	Inducted 2010
Sally Summer	Inducted 2016

## METRO CONFERENCE PLAYER OF THE WEEK <3>

Nancy Gaspadarek	1987
Maggie Philgence	1989, 1990
Gabrielle Reece	1989, 1990

## METRO ALL-CONFERENCE SELECTIONS <7>

Donna Krai	1985
Joan Morris	1985, 1986
Julie Todd	1986, 1987
Nancy Gaspadarek	1987, 1988, 1989
Deanne Kaleta	1987, 1988
Maggie Philgence	1988, 1989, 1990
Gabrielle Reece	1989, 1990

## METRO CONFERENCE ROOKIE OF THE YEAR <3>

Lynne Fullhart	1985
Nancy Gaspadarek	1986
Maggie Philgence	1987

## METRO CONFERENCE ALL-TOURNAMENT <15>

Marie Sanders	1980
Shannon Lages	1980
Alicia Cross	1982
Karyn Palgut	1982-84
Zrinka Tomic	1982-83
Sally Summer	1983
Joan Morris	1985-86
Donna Krai	1985
Julie Todd	1985-87
Deanne Kaleta	1986-88
Julie Plattner	1986
Nancy Gaspadarek	1987-89
Maggie Philgence	1988-90
Sonia Trevino	1989
Gabrielle Reece	1989

## METRO CONFERENCE COACH OF THE YEAR

Cecile Reynaud	1988, 1989
----------------	------------

## AVCA SOUTH REGION TOURNAMENT MVP <2>

Karyn Palgut	1982
Joan Morris	1985, 1986

## FLORIDA AIAW COACH OF THE YEAR

Cecile Reynaud	1991
----------------	------

## AVCA REGION COACH OF THE YEAR <2>

Cecile Reynaud (South)	1989
<i>Chris Poole (East)</i>	<i>2009, 2011</i>

## HAROLD T. FRIERMOOD AWARD <1> (USA VOLLEYBALL)

Cecile Reynaud	2016
----------------	------

## METRO CONFERENCE TOURNAMENT MVP <5>

Karyn Palgut	1982
Joan Morris	1985, 1986
Julie Todd	1987
Deanne Kaleta	1988
Nancy Gaspadarek	1989

## CoSIDA ACADEMIC ALL-AMERICAN

Sherry Cowling	1992
----------------	------

## CoSIDA ACADEMIC ALL-DISTRICT <8>

Carol Forsten	1984
Sonia Trevino	1989
Sherry Cowling	1992
Jennifer McCall	1993
Jennifer Marraffino	1989
Sarah Griffin	2006
Brianna Barry	2008, 2009
Taylor Wilson	2008, 2009, 2010

## Senior CLASS Award <3>

Ashley Neff	Top 30 Finalist (2013)
Katie Mosher	Second Team (2014)
Nicole Walch	Second Team (2015)

## DODGE NATIONAL ATHLETIC AWARD MOST INSPIRING COLLEGIATE ATHLETE

Gabrielle Reece	1989
-----------------	------

## ROLLING STONE MAGAZINE <1>

Gabrielle Reece	Wonder Women of Sport (1989)
-----------------	------------------------------

## NATIONAL TEAM PLAYERS <5>

Carol Forsten (Australia)	1982
Norisha Campbell (United States)	2007
Makini Thompson (Jamaica)	2008
Fatma Yildirim (Turkey)	2012
<i>Cecilie Woie (Norway)</i>	<i>2014</i>

## JUNIOR NATIONAL TEAM PLAYERS <11>

Norisha Campbell (United States)	1999
Cecile Reynaud (USA Coach)	1985
Mira Djuric (Serbia)	2006
Stephanie Neville (Canada)	2006
Olivera Medic (Serbia)	2006
Marija Milosavljevic (Serbia)	2006
Fatma Yildirim (Turkey)	2006
Visnja Djurdjevic (Serbia)	2006
Duygu Duzceler (Turkey)	2006
Cecilie Woie (Norway)	2008
Milica Kubura (Serbia)	2010
Sarah Burrington (United States)	2013

## OLYMPIC FESTIVAL <3>

Julie Todd	1985
Sherry Cowling	1990
Maggie Philgence	1991

## <LEGEND>

- 1st: First Team
- 2nd: Second Team
- 3rd: Third Team
- HM: Honorable Mention
- Current players in bold italics



# ALL-TIME NUMERICAL ROSTER

**-1-**  
 Camy Davies ..... 1980-82  
 Stacy MoneyMaker ..... 1983  
 Sherry Smith ..... 1984  
 Wendy Makham ..... 1985  
 Nancy Gaspadarek ..... 1986-89  
 Kristine Cousins ..... 1990-91  
 Sherry Cowling ..... 1992  
 Patty Diamond ..... 1993-96  
 Kate Hemlepp ..... 1997  
 Ashley Meyer ..... 2001-02  
 Amanda Santos ..... 2003-04  
 Makini Thompson ..... 2005-07  
 Rachael Morgan ..... 2008-11  
*Cecilie Woie ..... 2014-present*

**-2-**  
 Joy Blanchard ..... 1980-82  
 Shannon Kelly ..... 1987-89  
 Brandi Cumin ..... 1990-91  
 Fiona Bolten ..... 1997  
 Martha Hamilton ..... 1998  
 Martha Hamilton ..... 1999  
 Jennifer Anderson ..... 2000-03  
 Lauren Scott ..... 2004-05  
 Jackie BonSalle ..... 2006-07  
 Drew Dudley ..... 2008-09  
 Katie Mosher ..... 2010-14  
 Ameije Ismaili ..... 2015

**-3-**  
 Marie Sanders ..... 1980-83  
 Sonia Trevino ..... 1988-89  
 Jennifer Cichy ..... 1990-92  
 Nicole Allen ..... 1995  
 Courtney Dipert ..... 1996-98  
 Courtney Dipert ..... 1999  
 Martha Hamilton ..... 2000  
 Kameelah Omar ..... 2001-03  
 MARRITA Royster-Crockett ..... 2005  
 Caitlin Belvin ..... 2006  
 Lauren Richardson ..... 2007-09  
 Jekaterina Stepanova ..... 2010-11  
 Hailey Luke ..... 2013  
 Gabrielle Dixon ..... 2014  
*Natasha Calkins ..... 2016*

**-4-**  
 Lisa Warman ..... 1981  
 Joan Morris ..... 1983-86  
 Rebecca White ..... 1988

Adria Ciraco ..... 1991-94  
 LaToya Presberry ..... 1995-97  
 Kristin Frye ..... 1998-02  
 Andreza Santos ..... 2004-05  
 Brittany Byrd ..... 2006  
 Taylor Wilson ..... 2007-10  
*Katie Horton ..... 2014-present*

**-5-**  
 Jamie Kuhn ..... 1980  
 Karyn Palgut ..... 1981-84  
 Marianne Tobolski ..... 1985  
 Julie Plattner ..... 1986  
 Malaka El Shahawy ..... 1988  
 Catie Lotarski ..... 1991-94  
 Christy Minko ..... 1995-97  
 Elizabeth Pound ..... 1998-01  
 Aisha Carr ..... 2002-04  
 Brianna Barry ..... 2006-09  
 Nicole Walch ..... 2012-15  
*Bozena Culo ..... 2016*

**-6-**  
 Carol Forsten ..... 1981-84  
 Gabrielle Reece ..... 1987-90  
 Valerie Broussard ..... 1992-95  
 Luana Ruiz Azevedo ..... 1998-01  
 Trenesha Biggers ..... 2002  
 Kim Crawford ..... 2003-06  
 Stephanie Neville ..... 2007-10  
 Sarah Burrington ..... 2012  
*Brianne Burkert ..... 2015-present*

**-7-**  
 Alicia Cross ..... 1980-82  
 Colette Housh ..... 1983-84  
 Lynne Fullhart ..... 1985  
 Marybeth Sutcliffe ..... 1987, 89-90  
 Sonia Preocanin ..... 1992-95  
 Kensy Zulueta ..... 1996-99  
 Cerina Pele ..... 2000-01  
 Zrinka Tomic ..... 2005-06  
 Ashlee Moon ..... 2007-08  
 Fatma Tildirim ..... 2009-12  
 Izzy Carmona ..... 2013  
*Milica Kubura ..... 2014-present*

**-8-**  
 Barbara Mellen ..... 1980-81  
 Mary Williams ..... 1982-83  
 Julie Todd ..... 1984-87

Stacy Booth ..... 1988  
 Vicki Zinkil ..... 1989-93  
 Maureen McCarthy ..... 1994-96  
 Norisha Campbell ..... 1998-01  
 Cerina Pele ..... 2002-03  
 Nikki Baker ..... 2006-09  
 Patricia Figueiredo ..... 2010-11  
 Leah Mikesky ..... 2012-13  
*Hailey Luke ..... 2014-present*

**-9-**  
 Margaret Stephens ..... 1980  
 Gloria McIntosh ..... 1981  
 Donna Krai ..... 1982-85  
 Debbie Meyer ..... 1987-90  
 Jennifer Jones ..... 1991-92  
 Heidi Sorensen ..... 1993-94  
 Paola Pichardo ..... 1995  
 Jennifer Werrick ..... 1997-00  
 Chrissy Bloomgren ..... 2001  
 Alex Plummer ..... 2006  
 Alliya Drzewiecki ..... 2008  
 Visnja Djurdjevic ..... 2010-11  
 Caroline Dadowski ..... 2012-15  
*Madison Sullivan ..... 2016*

**-10-**  
 Rhonda Petty ..... 1980-81  
 Shelly Birkholz ..... 1983-84  
 Gina Muensterman ..... 1985-86  
 Maggie Philgence ..... 1987-90  
 Franci Rard ..... 1993  
 Holly Schneider ..... 1995-97  
 Jamie Hibbard ..... 1998-00  
 Cathy Cline ..... 2002-03  
 Lauren Walker ..... 2004-06  
 Jenna Romanelli ..... 2007-10  
 Sarah Wickstrom ..... 2011-14  
*Christina Ambrose ..... 2015-present*

**-11-**  
 Julie Brown ..... 1980-83  
 Kim Britt ..... 1984-86  
 Jennifer Marraffino ..... 1987-90  
 Deanna Bosschaert ..... 1991-94  
 Aisha Thornton ..... 1996-99  
 Marie Persson ..... 2000  
 Mary Beth Patrick ..... 2001  
 Carly Adams ..... 2002-03  
 Lauren Rosenthal ..... 2007  
 Courtney Zuber ..... 2008-10



# ALL-TIME NUMERICAL ROSTER

Kalee Schlabach..... 2011  
Kacey Saunier ..... 2014-15

**-12-**

Margie Wessel..... 1980  
Jackie Young ..... 1981-84  
Twanna Walker ..... 1985-86  
Amy Bronson..... 1988-90  
Luiza Ramos..... 1991-94  
Sarah Rickertson..... 1995-97  
Alex Sevillano..... 1998-02  
Ashley Meyer..... 2003-04  
Jordana Price ..... 2007-09  
Marija Milosavljevic..... 2010-12  
Sarah Burrington ..... 2013-15

**-13-**

Shannon Lages ..... 1980-83  
Valene Harris ..... 1985  
Marci Rard ..... 1987  
Twanna Walker ..... 1988-89  
Jennifer McCall..... 1990-93  
Susan Johnson..... 1994-97  
Erica Bunch ..... 1998-02  
Sarah Griffin ..... 2003-06  
Mira Djuric ..... 2007-09  
Laura Dadowski..... 2012-15

**-14-**

Sally Summer ..... 1980-83  
Jametia Jackson..... 1984  
Deanne Kaleta..... 1985-88  
Bianca Stevens..... 1989-92  
Susan Hawks..... 1994-97  
Dawn Hough..... 1998-02  
Jessica Skower..... 2003-06  
Ashley Neff ..... 2010-13  
Mercedes Vaughn..... 2014-15

**-15-**

Nancy Townsend ..... 1980  
Mary Williams ..... 1981  
Lisa Smith..... 1983-84  
Maria Magoulas..... 1986-89  
Laura Arnold ..... 1994-97  
Tara Visser..... 1998  
Aisha Carr..... 2001  
Kristen Rust ..... 2002-05  
Malorie Wessel ..... 2006-07  
Abby Niekamp ..... 2008  
Amanda Saxton..... 2010-11

*Stasa Miljevic..... 2016*

**-16-**

Jennifer Orlowski..... 2002

**-17-**

Ashley Denbow..... 2002

**-18-**

Cassie McLaughlin ..... 2003-04

Gabrielle Rivera..... 2005

**-20-**

Duygu Duzceler ..... 2009-12

Karlie Hauer..... 2014-15

**-21-**

Lindsay Curtiss..... 2003

Summer Weissing ..... 2004-07

Kiara Wright..... 2014

*Melanie Keil..... 2015-present*

**-22-**

Nikki Anthony..... 2003-04

Allison Sharp ..... 2007

Sareea Freeman..... 2009-12

Karyn Israel ..... 2014-15

**-23-**

Lauren Young ..... 2006-10

Elise Walch..... 2011-13

**-24-**

Olivera Medic..... 2012-13

**-33-**

Renee Hill..... 2003-04

Caroline Mooney ..... 2015

**-35-**

*Mara Green..... 2012-present*



# ALL-TIME SEASON-BY-SEASON STATISTICS

Season	Sets	K	K/S	AE	TA	Attack Pct.	Asts.	Ast/Set	SA	SE	SAS	RE	D	D/Set	SB	AB	TV	B/S	BE	BHE
1980	134	1022	7.63	--	1956	.330	796	5.94	--	--	0.00	--	216	1.61	47	163	210	1.57	55	544
1981	132	1840	13.94	--	3234	.308	1570	11.89	--	--	0.00	--	222	1.68	141	517	658	4.98	96	896
1982	--	1816	--	768	4876	.215	--	--	317	--	--	173	282	--	105	388	493	--	122	35
1983	131	1674	12.78	688	4140	.238	1330	10.15	333	155	2.54	227	1141	8.71	153	432	585	4.47	131	74
1984	111	1693	15.25	703	3875	.225	1269	11.43	513	271	4.62	237	1417	12.77	69	455	524	4.72	--	--
1985	120	1470	12.25	637	3722	.222	1342	11.18	189	314	1.58	186	1383	11.53	142	376	518	4.32	98	--
1986	135	1860	13.78	751	4839	.229	1514	11.21	200	186	1.48	269	2241	16.60	109	684	793	5.87	120	--
1987	--	1642	--	579	4034	.264	1441	--	165	165	--	150	1558	--	156	709	865	--	102	--
1988	135	1883	13.95	532	4721	.286	1648	12.21	225	257	1.67	212	1816	13.45	136	524	660	4.89	113	--
1989	133	1838	13.82	739	4761	.231	1573	11.83	219	194	1.65	221	1951	14.67	159	634	793	5.96	108	74
<b>1989</b>	<b>133</b>	<b>1666</b>	<b>12.53</b>	<b>810</b>	<b>5095</b>	<b>.168</b>	<b>1534</b>	<b>11.53</b>	<b>218</b>	<b>337</b>	<b>1.64</b>	<b>220</b>	<b>2020</b>	<b>15.19</b>	<b>123</b>	<b>350</b>	<b>473</b>	<b>3.56</b>	<b>109</b>	<b>133</b>
1990	131	1861	14.21	656	4667	.258	1620	12.37	217	233	1.66	216	2181	16.65	150	482	632	4.82	109	102
<b>1990</b>	<b>131</b>	<b>1708</b>	<b>13.04</b>	<b>828</b>	<b>4900</b>	<b>.180</b>	<b>1512</b>	<b>11.54</b>	<b>216</b>	<b>316</b>	<b>1.65</b>	<b>214</b>	<b>2267</b>	<b>17.31</b>	<b>126</b>	<b>332</b>	<b>458</b>	<b>3.50</b>	<b>109</b>	<b>92</b>
1991	114	1668	14.63	814	4342	.197	1444	12.67	213	306	1.87	212	1885	16.54	144	309	453	3.97	85	65
<b>1991</b>	<b>114</b>	<b>1463</b>	<b>12.83</b>	<b>730</b>	<b>4147</b>	<b>.177</b>	<b>1213</b>	<b>10.64</b>	<b>213</b>	<b>316</b>	<b>1.87</b>	<b>207</b>	<b>1932</b>	<b>16.95</b>	<b>82</b>	<b>283</b>	<b>365</b>	<b>3.20</b>	<b>69</b>	<b>58</b>
1992	121	1784	14.74	789	4210	.236	1556	12.86	236	299	1.95	136	1987	16.42	131	309	440	3.64	67	86
<b>1992</b>	<b>121</b>	<b>1322</b>	<b>10.93</b>	<b>659</b>	<b>3712</b>	<b>.179</b>	<b>1188</b>	<b>9.82</b>	<b>137</b>	<b>291</b>	<b>1.13</b>	<b>216</b>	<b>1645</b>	<b>13.60</b>	<b>96</b>	<b>291</b>	<b>387</b>	<b>3.20</b>	<b>76</b>	<b>77</b>
1993	120	1946	16.22	797	4888	.235	1788	14.90	224	354	1.87	154	2109	17.58	65	428	493	4.11	92	65
<b>1993</b>	<b>120</b>	<b>1744</b>	<b>14.53</b>	<b>762</b>	<b>4846</b>	<b>.203</b>	<b>1609</b>	<b>13.41</b>	<b>158</b>	<b>381</b>	<b>1.32</b>	<b>227</b>	<b>1951</b>	<b>16.26</b>	<b>72</b>	<b>442</b>	<b>293</b>	<b>2.44</b>	<b>88</b>	<b>71</b>
1994	119	1722	14.47	866	4736	.181	1539	12.93	249	--	2.09	--	1820	15.29	72	261	203	1.71	--	--
<b>1994</b>	<b>119</b>	<b>1671</b>	<b>14.04</b>	<b>726</b>	<b>4478</b>	<b>.211</b>	<b>1529</b>	<b>12.85</b>	<b>172</b>	--	<b>1.45</b>	--	<b>1889</b>	<b>15.87</b>	<b>71</b>	<b>421</b>	<b>282</b>	<b>2.37</b>	--	--
1995	109	1513	13.88	690	4127	.199	1341	12.30	146	--	1.34	--	1649	15.13	60	348	234	2.15	--	--
<b>1995</b>	<b>109</b>	<b>1607</b>	<b>14.74</b>	<b>665</b>	<b>4211</b>	<b>.224</b>	<b>1411</b>	<b>12.94</b>	<b>200</b>	--	<b>1.83</b>	--	<b>1684</b>	<b>15.45</b>	<b>58</b>	<b>385</b>	<b>251</b>	<b>2.30</b>	--	--
1996	115	1753	15.24	749	4686	.214	1528	13.29	192	--	1.67	--	1714	14.90	83	291	229	1.99	--	--
<b>1996</b>	<b>115</b>	<b>1921</b>	<b>16.70</b>	<b>746</b>	<b>4680</b>	<b>.251</b>	<b>1691</b>	<b>14.70</b>	<b>185</b>	--	<b>1.61</b>	--	<b>1815</b>	<b>15.78</b>	<b>82</b>	<b>356</b>	<b>260</b>	<b>2.26</b>	--	--
1997	121	1904	15.74	689	4681	.260	1643	13.58	218	295	1.80	167	1894	15.65	70	422	281	2.32	94	57
<b>1997</b>	<b>121</b>	<b>1627</b>	<b>13.45</b>	<b>790</b>	<b>4738</b>	<b>.177</b>	<b>1401</b>	<b>11.58</b>	<b>163</b>	<b>284</b>	<b>1.35</b>	<b>217</b>	<b>1746</b>	<b>14.43</b>	<b>65</b>	<b>297</b>	<b>214</b>	<b>1.76</b>	<b>70</b>	<b>60</b>
1998	128	2189	17.10	798	5328	.261	1962	15.33	190	306	1.48	194	2081	16.26	94	452	320	2.50	84	58
<b>1998</b>	<b>128</b>	<b>1949</b>	<b>15.23</b>	<b>798</b>	<b>5328</b>	<b>.261</b>	<b>1962</b>	<b>15.33</b>	<b>191</b>	<b>306</b>	<b>1.49</b>	<b>190</b>	<b>1880</b>	<b>14.69</b>	<b>76</b>	<b>399</b>	<b>276</b>	<b>2.16</b>	<b>84</b>	<b>58</b>
1999	123	1510	12.28	769	3926	.189	1353	11.00	143	213	1.16	236	1344	10.93	90	284	232	1.89	136	63
<b>1999</b>	<b>123</b>	<b>1689</b>	<b>13.73</b>	<b>1689</b>	<b>651</b>	<b>.256</b>	<b>1505</b>	<b>12.24</b>	<b>235</b>	<b>235</b>	<b>1.91</b>	<b>278</b>	<b>1315</b>	<b>10.69</b>	<b>65</b>	<b>375</b>	<b>253</b>	<b>2.06</b>	<b>64</b>	<b>51</b>
2000	124	1930	15.56	792	4577	.249	1721	13.88	187	215	1.51	169	1716	13.84	86	385	278.5	2.25	80	67
<b>2000</b>	<b>124</b>	<b>1813</b>	<b>14.62</b>	<b>819</b>	<b>4724</b>	<b>.210</b>	<b>1628</b>	<b>13.13</b>	<b>169</b>	<b>312</b>	<b>1.36</b>	<b>196</b>	<b>1495</b>	<b>12.06</b>	<b>51</b>	<b>415</b>	<b>258.5</b>	<b>2.08</b>	<b>65</b>	<b>76</b>
2001	111	1689	15.22	669	4138	.246	1541	13.88	181	242	1.63	124	1564	14.09	61	432	277	2.50	75	43
<b>2001</b>	<b>111</b>	<b>1588</b>	<b>14.31</b>	<b>757</b>	<b>4188</b>	<b>.198</b>	<b>1435</b>	<b>12.93</b>	<b>124</b>	<b>234</b>	<b>1.12</b>	<b>181</b>	<b>1431</b>	<b>12.89</b>	<b>39</b>	<b>396</b>	<b>237</b>	<b>2.14</b>	<b>72</b>	<b>63</b>
2002	131	1992	15.21	801	4612	.258	1869	14.27	186	374	1.42	184	1612	12.31	70	464	302	2.31	70	98
<b>2002</b>	<b>131</b>	<b>1795</b>	<b>13.70</b>	<b>800</b>	<b>4573</b>	<b>.218</b>	<b>1634</b>	<b>12.47</b>	<b>183</b>	<b>326</b>	<b>1.40</b>	<b>186</b>	<b>1444</b>	<b>11.02</b>	<b>66</b>	<b>474</b>	<b>303</b>	<b>2.31</b>	<b>74</b>	<b>76</b>
2003	123	1795	14.59	878	4592	.200	1671	13.59	158	360	1.28	207	1659	13.49	103	438	322	2.62	81	70
<b>2003</b>	<b>123</b>	<b>1636</b>	<b>13.30</b>	<b>796</b>	<b>4410</b>	<b>.190</b>	<b>1487</b>	<b>12.09</b>	<b>207</b>	<b>305</b>	<b>1.68</b>	<b>158</b>	<b>1574</b>	<b>12.80</b>	<b>77</b>	<b>476</b>	<b>315</b>	<b>2.56</b>	<b>58</b>	<b>62</b>
2004	109	1714	15.72	722	4178	.237	1572	14.42	164	287	1.50	132	1662	15.25	86	439	305.5	2.80	79	67
<b>2004</b>	<b>109</b>	<b>1382</b>	<b>12.68</b>	<b>774</b>	<b>4148</b>	<b>.147</b>	<b>1299</b>	<b>11.92</b>	<b>132</b>	<b>192</b>	<b>1.21</b>	<b>164</b>	<b>1478</b>	<b>13.56</b>	<b>63</b>	<b>439</b>	<b>282.5</b>	<b>2.59</b>	<b>47</b>	<b>62</b>
2005	116	1663	14.34	775	4546	.195	1510	13.02	169	285	1.46	176	1738	14.98	89	452	315	2.72	76	95
<b>2005</b>	<b>116</b>	<b>1628</b>	<b>14.03</b>	<b>789</b>	<b>4509</b>	<b>.186</b>	<b>1515</b>	<b>13.06</b>	<b>176</b>	<b>234</b>	<b>1.52</b>	<b>169</b>	<b>1781</b>	<b>15.35</b>	<b>81</b>	<b>502</b>	<b>332</b>	<b>2.86</b>	<b>67</b>	<b>58</b>
2006	111	1734	15.62	640	4115	.266	1592	14.34	225	296	2.03	198	1573	14.17	52	402	253	2.28	75	87
<b>2006</b>	<b>111</b>	<b>1412</b>	<b>12.72</b>	<b>692</b>	<b>3983</b>	<b>.181</b>	<b>1310</b>	<b>11.80</b>	<b>198</b>	<b>229</b>	<b>1.78</b>	<b>224</b>	<b>1475</b>	<b>13.29</b>	<b>67</b>	<b>334</b>	<b>234</b>	<b>2.11</b>	<b>55</b>	<b>85</b>
2007	110	1646	14.96	699	4106	.231	1503	13.66	226	440	2.05	163	1483	13.48	51	334	218	1.98	67	84
<b>2007</b>	<b>110</b>	<b>1439</b>	<b>13.08</b>	<b>623</b>	<b>3801</b>	<b>.215</b>	<b>1271</b>	<b>11.55</b>	<b>163</b>	<b>239</b>	<b>1.48</b>	<b>225</b>	<b>1451</b>	<b>13.19</b>	<b>66</b>	<b>428</b>	<b>280</b>	<b>2.55</b>	<b>45</b>	<b>80</b>
2008	111	1460	13.15	542	3849	.239	1348	12.14	141	180	1.27	109	1681	15.14	69	376	257	2.32	68	32
<b>2008</b>	<b>111</b>	<b>1326</b>	<b>11.95</b>	<b>642</b>	<b>3903</b>	<b>.175</b>	<b>1226</b>	<b>11.05</b>	<b>109</b>	<b>195</b>	<b>0.98</b>	<b>141</b>	<b>1596</b>	<b>14.38</b>	<b>51</b>	<b>303</b>	<b>202.5</b>	<b>1.82</b>	<b>47</b>	<b>50</b>
2009	127	1746	13.75	536	4038	.300	1600	12.60	186	226	1.46	120	1626	12.80	66	493	312.5	2.46	74	21
<b>2009</b>	<b>127</b>	<b>1540</b>	<b>12.13</b>	<b>753</b>	<b>4241</b>	<b>.186</b>	<b>1420</b>	<b>11.18</b>	<b>120</b>	<b>233</b>	<b>0.94</b>	<b>186</b>	<b>1488</b>	<b>11.72</b>	<b>59</b>	<b>330</b>	<b>224</b>	<b>1.76</b>	<b>38</b>	<b>36</b>
2010	130	1705	13.12	632	4467	.240	1560	12.00	137	129	1.05	136	1791	13.78	42	546	315	2.42	60	27
<b>2010</b>	<b>130</b>	<b>1701</b>	<b>13.08</b>	<b>735</b>	<b>4600</b>	<b>.210</b>	<b>1573</b>	<b>12.10</b>	<b>136</b>	<b>237</b>	<b>1.05</b>	<b>137</b>	<b>1852</b>	<b>14.25</b>	<b>54</b>	<b>425</b>	<b>466.5</b>	<b>2.05</b>	<b>60</b>	<b>51</b>
2011	129	1802	13.97	569	4754	.259	1625	12.60	121	129	0.94	120	2070	16.05	63	644	385	2.98	63	22
<b>2011</b>	<b>129</b>	<b>1735</b>	<b>13.45</b>	<b>794</b>	<b>4977</b>	<b>.189</b>	<b>1651</b>	<b>12.80</b>	<b>120</b>	<b>193</b>	<b>0.93</b>	<b>121</b>	<b>2097</b>	<b>16.26</b>	<b>49</b>	<b>375</b>	<b>236.5</b>	<b>1.83</b>	<b>65</b>	<b>32</b>
2012	114	1608	14.11	526	3927	.276	1476	12.95	122	116	1.07	96	1705	14.96	66	497	314.5	2.76	50	9
<b>2012</b>	<b>114</b>	<b>1448</b>	<b>12.70</b>	<b>727</b>	<b>4174</b>	<b>.173</b>														





# ALL-TIME PLAYER STATISTICS

Player	Year	Sets	K	K/S	AE	TA	Attack Pct.	Asts.	Ast./Set	SA	SE	SA/S	RE	D	D/Set	SB	AB	TB	B/S	BE
ADAMS, Carly	2002	3	0	0.00	1	2	-0.500	3	1	0	2	0	0	1	0.33	0	0	0	0.00	0
<b>AMBROSE, Christina</b>	<b>2015</b>	<b>18</b>	<b>21</b>	<b>1.17</b>	<b>9</b>	<b>60</b>	<b>0.200</b>	<b>0</b>	<b>0</b>	<b>0</b>	<b>1</b>	<b>0</b>	<b>4</b>	<b>10</b>	<b>0.56</b>	<b>0</b>	<b>2</b>	<b>2</b>	<b>0.03</b>	<b>1</b>
ANDERSON, Jennifer	2000-03	430	148	0.34	73	456	0.164	4907	11.41	75	82	0.17	3	785	1.83	9	133	142	0.31	15
ANTHONY, Nikki	2003-04	207	501	2.42	311	1365	0.139	12	0.06	4	8	0.02	19	181	0.87	21	63	84	0.06	10
ARNOLD, Laura	1994-97	288	447	1.55	242	1354	.151	26	0.09	47	74	0.16	115	531	1.84	3	29	32	0.02	10
AZEVEDO, Luana Ruiz	1999-01	168	44	0.26	33	157	.070	20	0.12	20	22	0.12	25	196	1.17	0	11	11	0.07	3
BAKER, Nikki	2006-09	335	80	0.24	40	275	0.145	2949	8.80	50	88	0.15	1	593	1.77	4	87	91	0.33	30
BARRY, Brianna	2006-09	422	1128	2.67	315	2204	0.369	41	0.10	11	14	0.03	5	151	0.36	72	321	393	0.18	74
BELVIN, Caitlin	2006	22	1	0.05	0	1	1.000	9	0.41	0	4	0	7	22	1	0	0	0	0.00	0
BIGGERS, Trenesha	2002	13	19	1.46	10	45	0.200	0	0	2	12	0.15	0	1	0.08	2	9	11	0.24	4
BIRKHOLZ, Shelly	1982, 84	23	59	2.57	34	189	0.132	1	0.04	12	8	0.52	9	23	1.00	4	29	33	0.17	2
BLANCHARD, Joy	1979-82	34	65	1.91	18	176	0.267	97	2.85	13	43	0.38	0	19	0.56	3	4	17	0.10	11
BLOOMGREN, Chrissy	2001	46	10	0.22	5	39	0.128	0	0	4	3	0.09	2	39	0.85	0	1	1	0.03	0
BOLTEN, Fiona	1997-98	219	151	0.69	56	419	0.227	2979	13.60	58	39	0.26	3	643	2.94	5	92	97	0.23	22
BonSALLE, Jackie	2006-07	107	252	2.36	126	705	0.179	4	0.04	10	19	0.09	2	46	0.43	3	26	29	0.04	2
BOSSCHAERT, Deanna	1991-94	444	1436	3.23	727	3749	0.189	145	0.33	170	278	0.38	204	1054	2.37	24	163	187	0.05	18
BRITT, Kim	1984-86	162	41	0.25	19	127	0.173	750	4.63	20	5	0.12	0	195	1.20	4	31	35	0.28	4
BRONSON, Amy	1988-90	335	560	1.67	213	1563	0.222	83	0.25	103	113	0.31	100	599	1.79	40	230	270	0.17	62
BROUSSARD, Valerie	1993-95	320	668	2.09	247	1662	0.253	66	0.21	66	114	0.21	10	492	1.54	71	223	294	0.18	78
BROWN, Julie	1979-83	305	710	2.33	122	1654	0.356	11	0.04	14	17	0.05	15	51	0.17	127	270	397	0.24	146
BUNCH, Erica	1999-02	393	1176	2.99	522	3177	0.206	42	0.11	54	84	0.14	95	701	1.78	20	148	168	0.05	48
<b>BURKERT, Brianne</b>	<b>2015</b>	<b>121</b>	<b>3</b>	<b>0.02</b>	<b>3</b>	<b>17</b>	<b>.000</b>	<b>611</b>	<b>5.05</b>	<b>27</b>	<b>28</b>	<b>0.22</b>	<b>1</b>	<b>203</b>	<b>1.68</b>	<b>0</b>	<b>2</b>	<b>2</b>	<b>0.12</b>	<b>1</b>
BURRINGTON, Sarah	2013-15	364	709	1.95	157	1496	0.369	22	0.06	24	35	0.07	1	114	0.31	48	446	494	0.33	36
BYRD, Brittany	2006	6	1	0.17	0	2	0.500	0	0	0	0	0	0	2	0.33	0	0	0	0.00	0
CAMPBELL, Cordelia	1979		156	--		467	N/A	15	--		6	--		23	--				0.00	228
CAMPBELL, Norisha	1998-01	353	1289	3.65	448	2629	.320	30	0.08	6	18	0.02	24	111	0.31	90	278	368	0.14	110
CARMONA, Izzy	2013	85	168	1.98	55	414	0.273	2	0.02	0	0	0	0	19	0.22	4	67	71	0.17	12
CARR, Aisha	2001-04	368	963	2.62	332	1938	0.326	23	0.06	39	90	0.11	8	205	0.56	75	305	380	0.20	58
CICHY, Jennifer	1990-92	104	1	0.01	1	15	.000	7	0.07	14	41	0.13	4	142	1.37	0	0	0	0.00	0
CIRACO, Adria	1991-94	348	277	0.80	144	804	.165	49	0.14	63	99	0.18	55	554	1.59	19	66	85	0.11	19
CLINE, Cathy	2002-03	11	0	0.00	2	3	0.667	1	0	3	0.00	2	13	1.18	0	1	1	0.33	0	
COPELAND, Cathy	1987		0	--	0	0	.000	0	--	0	0	--	0	0	--	0	0	0	--	0
COUSINS, Kristine	1990-91	241	806	3.34	302	2189	.230	46	0.19	72	83	0.30	103	819	3.40	25	66	91	0.04	19
COWLING, Sherry	1992	121	116	0.96	22	241	.390	1348	11.14	38	24	0.31	1	346	2.86	8	59	67	0.28	7
CRAWFORD, Kim	2003-06	80	0	0.00	1	3	-0.333	13	0.16	4	14	0.05	27	129	1.61	0	0	0	0.00	0
CROSS, Alica	1979-82	238	1027	4.32	156	2207	.395	26	0.11	52	57	0.22	33	106	0.45	86	238	324	0.15	251
CUMIN, Brandi	1990-91	134	69	0.51	33	217	.166	874	6.52	32	9	0.24	10	226	1.69	5	21	26	0.12	4
CURTISS, Lindsay	2003	24	0	0.00	0	2	.000	1	0.04	1	7	0.04	5	14	0.58	0	0	0	0.00	0
DADOWSKI, Caroline	2012-15	38	0	0.00	0	0	.000	5	0.13	1	7	0.03	4	12	0.32	0	0	0	--	0
DADOWSKI, Laura	2012-15	239	0	0.00	0	2	.000	19	0.08	31	28	0.13	3	101	0.42	0	0	0	0.00	0
DAVIES, Camy	1979-82	222	2	0.01	0	20	.100	12	0.05	32	16	0.14	23	134	0.60	0	2	2	0.10	0
DAVIS, Aurora	2013	1	0	0.00	0	0	.000	0	0	0	1	0	0	0	0	0	0	0	--	0
DAVIS, Miranda	1979		1	--		5	N/A	0	--		0	--		0	--				0.00	0
DENBOW, Ashley	2002	6	4	0.67	3	10	.100	0	0	1	1	0.17	1	1	0.17	0	0	0	0.00	0
DIAMOND, Patty	1993-96	318	212	0.67	101	681	.163	1107	3.48	70	108	0.22	25	698	2.19	10	123	133	0.20	15
DIPERT, Courtney	1996-99	335	9	0.03	10	43	-.023	19	0.06	36	44	0.11	37	427	1.27	0	1	1	0.02	0
DJURDJEVIC, Visnja	2010-11	244	764	3.13	244	2074	0.251	75	0.31	69	53	0.28	61	778	3.19	15	111	126	0.06	10
DJURIC, Mira	2007, 09	236	739	3.13	341	1640	0.243	84	0.36	149	217	0.63	33	357	1.51	9	122	131	0.08	22
DRZEWIECKI, Alliya	2008	3	0	0.00	1	1	-1.000	0	0	0	0	0	1	11	3.67	0	0	0	0.00	0
DUDLEY, Drew	2008-09	28	0	0.00	0	0	.000	4	0.14	6	3	0.21	4	27	0.96	0	0	0	--	0
DUZCELER, Duygu	2009-12	500	135	0.27	30	314	0.334	2915	5.83	135	82	0.27	2	719	1.44	0	1	1	0.00	11
FIGUEIREDO, Patricia	2010	130	15	0.12	8	46	0.152	619	4.76	25	12	0.19	0	163	1.25	0	1	1	0.02	3
FORSTEN, Carol	1981-84	304	674	2.22	158	1897	.272	38	0.13	85	7	0.28	56	319	1.05	26	140	166	0.09	29
FREEMAN, Sareea	2009-12	372	666	1.79	187	1345	0.356	12	0.03	0	0	0.00	2	53	0.14	52	341	393	0.29	54
FRYE, Kristin	1999-02	400	1063	2.66	483	2458	.236	224	0.56	115	208	0.29	121	852	2.13	8	252	260	0.11	44
FULHART, Lynne	1985	120	255	2.13	144	543	.204	18	0.15	48	90	0.4	46	225	1.88	14	55	69	0.13	
GASPADAREK, Nancy	1986-89	364	439	1.21	116	1504	.215	4804	13.20	104	45	0.29	1	1150	3.16	16	262	278	0.18	56
<b>GREEN, Mara</b>	<b>2012-13, 15</b>	<b>148</b>	<b>209</b>	<b>1.38</b>	<b>83</b>	<b>511</b>	<b>0.237</b>	<b>6</b>	<b>0.04</b>	<b>8</b>	<b>11</b>	<b>0.05</b>	<b>0</b>	<b>80</b>	<b>0.54</b>	<b>6</b>	<b>116</b>	<b>122</b>	<b>0.24</b>	<b>14</b>
GRIFFIN, Sarah	2003-06	428	664	1.55	342	1979	0.163	118	0.28	139	182	0.32	167	816	1.91	15	168	183	0.09	25
HAMILTON, Martha	1999-00	3	0	0.00	0	3	.000	0	0.00	1	0	0.33	0	0	0.00	0	0	0	0.00	0
HARRIS, Valene	1985	54	31	0.57	9	96	.229	6	0.11	6	8	0.11	6	32	0.59	4	8	12	0.13	
HAUER, Karlie	2014-15	122	137	1.12	49	435	0.202	12	0.10	4	5	0.03	7	102	0.84	0	68	68	0.16	



# ALL-TIME PLAYER STATISTICS

Player	Year	Sets	K	K/S	AE	TA	Attack Pct.	Asts.	Ast/Set	SA	SE	SA/S	RE	D	D/Set	SB	AB	TB	B/S	BE
ISRAEL, Karyn	2014-15	35	0	0.00	0	0	.000	9	0.26	1	6	0.03	1	18	0.51	0	0	0	--	0
JACKSON, Jametta	1984	39	38	0.97	11	76	.355	3	0.08	3		0.08	3	17	0.44	3	6	9	0.12	
JOHNSON, Susan	1994-97	208	360	1.73	151	981	.213	36	0.17	54	98	0.26	42	249	1.20	23	118	141	0.14	29
JONES, Jennifer	1991-92	78	2	0.03	4	11	-.182	5	0.06	14	22	0.18	3	88	1.13	0	4	4	0.36	0
KALETA, Deanne	1985-88	387	1195	3.09	408	3191	.246	136	0.35	117	129	0.30	149	1083	2.80	116	402	518	0.16	58
<i>KEIL, Melanie</i>	<i>2015-pres.</i>	<i>116</i>	<i>132</i>	<i>1.14</i>	<i>40</i>	<i>319</i>	<i>0.288</i>	<i>18</i>	<i>0.16</i>	<i>6</i>	<i>15</i>	<i>0.05</i>	<i>0</i>	<i>45</i>	<i>0.39</i>	<i>11</i>	<i>137</i>	<i>148</i>	<i>0.46</i>	<i>4</i>
KELLY, Shannon	1987-88	128	284	2.22	111	860	.201	108	0.84	39	70	0.30	55	444	3.47	16	107	123	0.14	14
KRAI, Donna	1982-85	330	538	1.63	146	1240	.316	2050	6.21	188	63	0.57	32	556	1.68	40	140	180	0.15	22
<i>KUBURA, Milica</i>	<i>2014-15</i>	<i>210</i>	<i>465</i>	<i>2.21</i>	<i>164</i>	<i>1031</i>	<i>0.292</i>	<i>10</i>	<i>0.05</i>	<i>0</i>	<i>0</i>	<i>0.00</i>	<i>1</i>	<i>83</i>	<i>0.40</i>	<i>8</i>	<i>124</i>	<i>132</i>	<i>0.13</i>	<i>9</i>
KUHN, Jamie	1979-80	40	13	0.33		65	N/A	1	0.03		0	0.00		8	0.20	0	0	0	0.00	4
LAGES, Shannon	1980-83	196	647	3.30	195	1436	.315	13	0.07	12	9	0.06	15	42	0.21	54	142	196	0.14	64
LOTARSKI, Catie	1991-94	208	162	0.78	107	561	.103	44	0.21	40	41	0.19	70	307	1.48	6	38	44	0.08	10
<i>LUKE, Hailey</i>	<i>2013-15</i>	<i>372</i>	<i>32</i>	<i>0.09</i>	<i>11</i>	<i>101</i>	<i>0.208</i>	<i>2001</i>	<i>5.38</i>	<i>60</i>	<i>32</i>	<i>0.16</i>	<i>0</i>	<i>554</i>	<i>1.49</i>	<i>0</i>	<i>6</i>	<i>6</i>	<i>0.06</i>	<i>1</i>
MAGOULAS, Maria	1986-89	364	38	0.10	28	175	.057	26	0.07	93	63	0.26	105	777	2.13	1	23	24	0.14	2
MARKHAM, Wendy	1985	1	0	0.00	0	0	.000	0	0.00	0	0	0.00	0	0	0.00	0	0	0	--	
MARRAFFINO, Jennifer	1987-90	169	19	0.11	13	72	.083	1054	6.24	32	33	0.19	5	234	1.38	2	25	27	0.38	4
McCALL, Jennifer	1990-93	404	373	0.92	183	1049	.181	2888	7.15	111	67	0.27	51	845	2.09	17	191	208	0.20	31
McCarthy, Maureen	1994-96	230	134	0.58	50	410	.205	2297	9.99	73	156	0.32	31	449	1.95	9	65	74	0.18	16
McDONALD, Danielle	2004	16	20	1.25	10	58	0.172	6	0.38	3	1	0.19	0	12	0.75	1	8	9	0.16	0
McINTOSH, Gloria	1981	1	1	1.00		5	N/A		0.00			0.00		0	0.00	0	0	0	0.00	0
McLAUGHLIN, Cassie	2003-04	182	479	2.63	240	1173	0.204	94	0.52	60	144	0.33	36	369	2.03	7	94	101	0.09	29
MEDIC, Olivera	2012-13	231	463	2.00	187	1307	0.211	45	0.19	47	54	0.20	58	723	3.13	7	87	94	0.07	12
MELLEN, Barb	1979-81	169	236	1.40		580	N/A	605	3.58		96	0.00		121	0.72	7	62	69	0.12	20
MEYER, Ashley	2001-04	28	38	1.36	7	76	0.408	2	0.07	2	11	0.07	0	5	0.18	3	17	20	0.26	4
MEYER, Debbie	1987-90	178	174	0.98	59	214	.537	35	0.20	20	25	0.11	75	210	1.18	7	4	11	0.05	0
MIKESKY, Leah	2013	47	71	1.51	41	212	0.142	3	0.06	8	10	0.17	5	77	1.64	2	18	20	0.09	2
MILOSAVLJEVIC, Marija	2010-12	182	276	1.52	107	801	0.211	10	0.05	13	21	0.07	1	56	0.31	4	139	143	0.18	8
MINKO, Christy	1995-97	288	14	0.05	16	64	-.031	8	0.03	31	53	0.11	38	498	1.73	0	1	1	0.02	0
MONEYMAKER, Stacy	1983	8	11	1.38	16	39	-.128	1	0.13	1	0	0.13	1	1	0.13	0	4	4	0.10	1
MOON, Ashlee	2007-08	206	6	0.03	8	31	-0.065	46	0.22	62	74	0.30	64	670	3.25	0	0	0	0.00	1
MORGAN, Rachael	2008-11	443	857	1.93	305	2443	0.226	37	0.08	56	74	0.13	33	437	0.99	24	278	302	0.12	18
MORRIS, Joan	1983-86	410	1285	3.13	596	3189	.216	124	0.30	110	66	0.27	194	985	2.40	58	228	286	0.09	29
MOSHER, Katie	2010-14	488	26	0.05	13	110	0.118	405	0.83	56	74	0.11	87	2133	4.37	0	2	2	0.02	1
MUENSTERMAN, Gina	1985-86	112	77	0.69	46	237	.131	36	0.32	17	46	0.15	39	165	1.47	5	81	86	0.36	15
NEFF, Ashley	2010-13	418	727	1.74	201	1584	0.332	16	0.04	0	0	0.00	0	75	0.18	87	525	612	0.39	33
NEVILLE, Stephanie	2007-10	415	957	2.31	312	2416	0.267	45	0.11	6	14	0.01	14	212	0.51	11	223	234	0.10	10
NIEKAMP, Abby	2008	37	48	1.30	35	164	0.079	4	0.11	0	1	0.00	0	14	0.38	3	15	18	0.11	1
OMAR, Kameelah	2001-03	327	9	0.03	10	70	-0.014	38	0.12	43	81	0.13	67	535	1.64	0	1	1	0.01	0
ORLOWSKI, Jennifer	2002	66	2	0.03	2	9	.000	4	0.06	3	11	0.05	23	143	2.17	0	1	1	0.11	0
PALGUT, Karyn	1981-84	323	1228	3.80	355	2737	.319	42	0.13	132	45	0.41	93	577	1.79	51	254	305	0.11	18
PELE, Cerina	2000-03	414	49	0.12	30	237	.080	96	0.23	26	40	0.06	67	894	2.16	0	10	10	0.04	12
PERRSON, Marie	2000	1	0	0.00	0	0	.000	0	0.00	0	0	0.00	0	0	0.00	0	0	0	--	0
PETTY, Rhonda	1980-81	194	262	1.35		532	N/A	6	0.03			0.00		25	0.13	14	61	75	0.14	17
PHILGENCE, Maggie	1987-90	394	2110	5.36	451	4793	.346	71	0.18	118	108	0.30	154	1185	3.01	69	315	384	0.08	66
PLATTNER, Julie	1986	105	135	1.29	55	397	.202	38	0.36	23	22	0.22	28	246	2.34	3	51	54	0.14	9
PLUMMER, Alex	2006	107	0	0.00	6	40	-0.15	21	0.20	25	23	0.23	12	171	1.60	0	0	0	0.00	0
POUND, Elizabeth	1998-01	174	198	1.14	72	501	.251	47	0.27	33	47	0.19	15	171	0.98	22	98	120	0.24	29
PREOCANIN, Sonia	1993-95	55	43	0.78	42	152	.007	19	0.35	18	19	0.33	7	66	1.20	1	22	23	0.15	6
PRESBERRY (WASHINGTON), LaToya	1995-98	362	1271	3.51	515	3269	.231	131	0.36	84	122	0.23	163	1019	2.81	11	169	180	0.06	58
PRICE, Jordana	2007-09	307	686	2.23	204	1548	0.311	23	0.07	6	20	0.02	1	70	0.23	41	306	347	0.22	45
RAMOS, Luiza	1991-94	445	1847	4.15	928	4321	.213	142	0.32	181	311	0.41	115	1770	3.98	26	117	143	0.03	25
RARD, Franci	1993	96	323	3.36	131	911	.211	26	0.27	29	42	0.30	17	392	4.08	1	22	23	0.03	11
RARD, Marci	1987	2	--	--	4	14	-.143	0	--	1	0	--	1	1	--	3	2	5	0.36	3
REECE, Gabrielle	1987-90	388	1179	3.04	447	2709	.270	33	0.09	14	34	0.04	18	220	0.57	240	507	747	0.28	121
RICHARDSON, Lauren	2007-09	180	449	2.49	207	1340	0.181	31	0.17	37	36	0.21	39	372	2.07	19	58	77	0.06	11
RICKERTSEN, Sarah	1995-98	279	55	0.20	38	217	.078	43	0.15	35	36	0.13	37	536	1.92	1	26	27	0.12	4
RIVERA, Gabrielle	2005	72	102	1.42	54	266	0.181	4	0.06	14	36	0.19	1	43	0.60	9	57	66	0.25	12
ROMANELLI, Jenna	2007-10	395	5	0.01	2	17	0.176	172	0.44	54	102	0.14	104	1197	3.03	0	0	0	0.00	0
ROSENTHAL, Lauren	2007	54	26	0.48	13	86	0.151	467	8.65	13	16	0.24	0	65	1.20	1	14	15	0.17	1
ROYSTER-CROCKETT, Marrita	2005	59	131	2.22	76	398	0.138	10	0.17	10	21	0.17	5	85	1.44	6	10	16	0.04	2
RUST, Kristen	2002-05	331	1038	3.14	512	2685	0.196	93	0.28	83	139	0.25	75	762	2.30	30	130	160	0.06	11
SANDERS, Marie	1980-83	300	149	0.50	58	427	.213	1297	4.32	104	44	0.35	0	252	0.84	4	41	45	0.11	21
SANTOS, Amanda	2003-04	213	543	2.55	174	1119	0.33	28	0.13	39	99	0.18	3	181	0.85	60	224	284	0.25	39
SANTOS, Andreza	2004-05	151	456	3.02	153	1112	0.272	32	0.21	21	21	0.14	5	150	0.99	21	78	99	0.09	12
SAUNIER, Kacey	2015	2	0	0.00	0	0	.000	0	0.00	0	1	0.00	0	4	2.00	0	0	0	--	0
SAXTON, Amanda	2010-11	2	0	0.00	0	0	.000	0	0.00	0	0	0.00	0	0	0.00	0	0	0	--	0
SCHNEIDER, Holly	1995-98	471	1704	3.62	701	4615	.217	79	0.17	167	247	0.35	152	1426	3.03	37	166	203	0.04	32
SCOTT, Lauren	2004-05	122	257	2.11	130	612	0.208	8	0.07	4	22	0.03	1	48	0.39	12	116	128	0.21	20
SKOWER, Jessica	2003-06	432	470	1.09	167	1220	0.248	2991	6.92	78	129	0.18	37	449	1.04	33	282	315	0.26	53



# ALL-TIME PLAYER STATISTICS

Player	Year	Sets	K	K/S	AE	TA	Attack Pct.	Asts.	Ast./Set	SA	SE	SA/S	RE	D	D/Set	SB	AB	TB	B/S	BE
SMITH, Lisa	1983-84	173	418	2.42	182	967	.244	43	0.25	10	14	0.06	48	147	0.85	10	91	101	0.10	10
SMITH, Sherry	1984	51	79	1.55	41	219	.174	7	0.14	20		0.39	18	55	1.08	3	21	24	0.11	
SORENSEN, Heidi	1994	1	0	0.00	0	0	.000	0	0.00	0	1	0.00	0	0	0.00	0	0	0	--	1
STEPANOVA, Jekaterina	2010-11	232	694	2.99	247	1929	0.232	47	0.20	24	45	0.10	74	603	2.60	9	85	94	0.05	22
STEPHENS, Margaret	1979-80	41	2	0.05		3	N/A	0	0.00		1	0.00		56	1.37	0	0	0	0.00	1
STEVENS, Bianca	1989-92	288	745	2.59	308	1689	.259	40	0.14	57	97	0.20	29	430	1.49	129	194	323	0.19	66
SUMMER, Sally	1980-83	388	1057	2.72	252	2790	.289	65	0.17	78	30	0.20	49	350	0.90	37	158	195	0.07	42
SUTCLIFFE, Marybeth	1987-90	357	95	0.27	57	349	.109	77	0.22	95	115	0.27	89	871	2.44	5	43	48	0.14	7
THOMPSON, Makini	2005-07	328	1067	3.25	358	2802	0.253	23	0.07	16	28	0.05	25	204	0.62	46	115	161	0.06	18
THORNTON, Aisha	1996-99	418	1420	3.40	471	2858	.332	27	0.06	24	58	0.06	4	188	0.45	147	329	476	0.17	119
TOBOLSKI, Marianne	1985	119	218	1.83	81	651	.210	30	0.25	20	56	0.17	26	163	1.37	45	89	134	0.21	
TODD, Julie	1984-87	361	1615	4.47	593	3470	.295	115	0.32	119	108	0.33	121	908	2.52	126	609	735	0.21	55
TOMIC, Zrinka	2005-06	166	144	0.87	38	332	0.319	1583	9.54	51	37	0.31	0	514	3.10	3	58	61	0.18	9
TOWNSEND, Nancy	1979-80	84	338	4.02		917	N/A	441	5.25		95	0.00		67	0.80	4	14	18	0.02	78
TREVINO, Sonia	1988-89	212	393	1.85	141	1168	.216	34	0.16	37	20	0.17	44	577	2.72	11	79	90	0.08	12
USHER, Sue	1979		221	--		680	N/A	21	--		8	--		81	--				0.00	100
VAUGHN, Mercedes	2014-15	217	367	1.69	156	927	0.228	7	0.03	0	0	0.00	0	91	0.42	11	181	192	0.21	20
VISSEER, Tara	1999	13	5	0.38	2	7	.429	65	5.00	1	2	0.08	1	15	1.15	0	2	2	0.29	0
WALCH, Elise	2011-13	298	700	2.35	232	1665	0.281	11	0.04	3	5	0.01	2	106	0.36	5	177	182	0.11	19
WALCH, Nicole	2012-15	413	1466	3.55	547	3569	0.257	43	0.10	93	125	0.23	145	944	2.29	26	185	211	0.06	15
WALKER, Lauren	2004-06	57	2	0.04	0	2	1.000	4	0.07	2	2	0.04	7	63	1.11	0	0	0	0.00	0
WALKER, Twanna	1985-89	288	328	1.14	136	861	.223	75	0.26	8	58	0.03	19	169	0.59	18	176	194	0.23	26
WARMAN, Lisa	1981	1	2	2.00		3	N/A		0.00			0.00		0	0.00	0	0	0	0.00	0
WEISSING, Summer	2004-07	441	10	0.02	3	53	0.132	134	0.30	87	144	0.20	118	1847	4.19	0	0	0	0.00	0
WERRICK, Jennifer	1997-00	358	1298	3.63	602	3252	.214	50	0.14	88	97	0.25	141	1080	3.02	7	106	113	0.03	6
WESSEL, Malorie	2006-07	156	213	1.37	115	517	0.190	32	0.21	67	131	0.43	26	214	1.37	2	20	22	0.04	6
WESSEL, Margie	1979-80	126	382	3.03		916	N/A	76	0.60		5	0.00		236	1.87	2	20	22	0.02	91
WICKSTROM, Sarah	2011-14	489	17	0.03	11	79	0.076	2915	5.96	93	66	0.19	0	841	1.72	0	0	0	0.00	8
WILLIAMS, Mary	1981-83	111	199	1.79	90	559	.195	36	0.32	37	15	0.33	57	64	0.58	14	58	72	0.13	11
WILSON, Taylor	2007-10	262	7	0.03	3	22	0.181	54	0.21	27	18	0.10	35	308	1.18	0	1	1	0.05	0
<b>WOIE, Cecille</b>	<b>2014-15</b>	<b>166</b>	<b>2</b>	<b>0.01</b>	<b>3</b>	<b>8</b>	<b>-0.125</b>	<b>108</b>	<b>0.65</b>	<b>15</b>	<b>20</b>	<b>0.09</b>	<b>24</b>	<b>420</b>	<b>2.53</b>	<b>0</b>	<b>1</b>	<b>1</b>	<b>0.13</b>	<b>0</b>
WRIGHT, Kiara	2014	124	233	1.88	79	448	0.344	3	0.02	0	0	0.00	1	31	0.25	21	127	148	0.33	27
YILDIRIM, Fatma	2009-12	318	675	2.12	273	1896	0.212	61	0.19	40	72	0.13	61	798	2.51	9	95	104	0.05	20
YOUNG, Jackie	1981-84	224	7	0.03	0	9	.778	10	0.04	75	27	0.33	78	307	1.37	0	0	0	0.00	0
YOUNG, Lauren	2006-08, 10	197	254	1.29	77	563	0.314	7	0.04	0	0	0.00	1	32	0.16	19	153	172	0.31	16
ZINKIL, Vicki	1989-93	468	1124	2.40	412	2800	.254	77	0.16	71	86	0.15	75	695	1.49	179	432	611	0.22	73
ZUBER, Courtney	2009-10	23	1	0.04	0	1	1.000	1	0.04	2	3	0.09	2	12	0.52	0	0	0	0.00	0
ZULUETA, Kensy	1996-99	206	88	0.43	37	309	.165	1207	5.86	44	73	0.21	19	321	1.56	1	37	38	0.12	5

\* - note current players are in bold/italics



# SEASON-BY-SEASON STATISTICAL LEADERS

## Kills

Player	Season	No.
Nancy Townsend	1979	273
Margie Wessel	1980	200
Alica Cross	1981	330
Karyn Palgut	1982	394
Sally Summer	1983	300
Karyn Palgut	1984	328
Julie Todd	1985	361
Joan Morris	1986	571
Julie Todd	1987	466
Maggie Philgence	1988	546
Maggie Philgence	1989	571
Maggie Philgence	1990	579
Kristine Cousins	1991	385
Luiza Ramos	1992	451
Luiza Ramos	1993	446
Luiza Ramos	1994	579
Holly Schneider	1995	411
LaToya Presberry (Washington)	1996	438
Holly Schneider	1997	400
Holly Schneider	1998	480
Aisha Thornton	1999	314
Norisha Campbell	2000	447
Norisha Campbell	2001	488
Kristin Frye	2002	469
Cassie McLaughlin	2003	360
Kristen Rust	2004	388
Andreza Santos	2005	356
Makini Thompson	2006	423
Mira Djuric	2007	419
Lauren Richardson	2008	321
Mira Djuric	2009	320
Visnja Djurdjevic	2010	410
Jekaterina Stepanova	2011	421
Fatma Yildirim	2012	324
Nicole Walch	2013	447
Nicole Walch	2014	487
Nicole Walch	2015	459

## Kills Per Set

<min. 70 sets played>

Player	Season	SP	Kills	Kills/Set
Shannon Lages	1980	80	179	2.24
Alica Cross	1981	119	330	2.77
Karyn Palgut	1983	81	197	2.43
Karyn Palgut	1984	110	328	2.98
Julie Todd	1985	119	361	3.03
Joan Morris	1986	134	571	4.26

## 1987

Maggie Philgence	1988	131	546	4.17
Maggie Philgence	1989	132	571	4.33
Maggie Philgence	1990	131	579	4.42
Kristine Cousins	1991	110	385	3.50
Luiza Ramos	1992	118	451	3.82
Luiza Ramos	1993	97	446	4.60
Luiza Ramos	1994	119	579	4.87
Holly Schneider	1995	109	411	3.77
LaToya Presberry (Washington)	1996	113	438	3.88
LaToya Presberry (Washington)	1997	46	180	3.91
Aisha Thornton	1998	108	418	3.87
Jennifer Werrick	1999	77	311	4.04
Norisha Campbell	2000	124	447	3.60
Norisha Campbell	2001	111	488	4.40
Erica Bunch	2002	125	452	3.62
Kristen Rust	2003	96	307	3.20
Kristen Rust	2004	102	388	3.80
Andreza Santos	2005	106	356	3.36
Makini Thompson	2006	107	423	3.95
Mira Djuric	2007	110	419	3.81
Lauren Richardson	2008	107	321	3.00
Mira Djuric	2009	126	320	2.54
Visnja Djurdjevic	2010	120	410	3.42
Jekaterina Stepanova	2011	128	421	3.29
Fatma Yildirim	2012	112	324	2.89
Nicole Walch	2013	125	447	3.58
Nicole Walch	2014	122	487	3.99
Nicole Walch	2015	120	459	3.83

## Total Attacks

<min. 70 sets played>

Player	Season	No.
Nancy Townsend	1979	773
Margie Wessel	1980	375
Carol Forsten	1981	693
Sally Summer	1982	1054
Sally Summer	1983	779
Joan Morris	1984	754
Joan Morris	1985	834
Joan Morris	1986	1389
Maggie Philgence	1987	1006
Maggie Philgence	1988	1217
Maggie Philgence	1989	1305
Maggie Philgence	1990	1265
Kristine Cousins	1991	1040
Luiza Ramos	1992	1032
Luiza Ramos	1993	998
Luiza Ramos	1994	1402
Holly Schneider	1995	1035



# SEASON-BY-SEASON STATISTICAL LEADERS

LaToya Presberry (Washington)	1996	1135
Holly Schneider	1997	1160
Holly Schneider	1998	1321
Erica Bunch	1999	829
Jennifer Werrick	2000	969
Alex Sevillano	2001	986
Erica Bunch	2002	1071
Cassie McLaughlin	2003	875
Kristen Rust	2004	961
Kristen Rust	2005	872
Makini Thompson	2006	1005
Makini Thompson	2007	969
Lauren Richardson	2008	958
Rachael Morgan	2009	763
Visnja Djurdjevic	2010	1032
Jekaterina Stepanova	2011	1106
Fatma Yildirim	2012	881
Nicole Walch	2013	1072
Nicole Walch	2014	1144
Nicole Walch	2015	1144

**Attack Percentage**  
<min. 450 total attacks>

Player	Season	SP	K-E-TA	Attack Pct.
Nancy Townsend	1979		273-N/A-773	.230
Alica Cross	1980	119	188-N/A-293	.520
Julie Brown	1981	129	318-N/A-591	.382
Shannon Lages	1982		313-124-679	.278
Karyn Palgut	1983	81	197-74-415	.296
Karyn Palgut	1984	110	328-127-714	.281
Julie Todd	1985	119	361-136-810	.278
Julie Todd	1986	135	513-176-1135	.297
Julie Todd	1987		466-140-930	.351
Maggie Philgence	1988	131	546-145-1217	.329
Gabrielle Reece	1989	128	333-133-715	.279
Maggie Philgence	1990	131	579-157-1265	.333
Kristine Cousins	1991	110	385-145-1040	.230
Bianca Stevens	1992	110	376-134-773	.313
Vicki Zinkil	1993	120	421-114-966	.318
Valerie Broussard	1994	107	224-75-555	.268
Valerie Broussard	1995	93	226-80-540	.270
LaToya Presberry (Washington)	1996	113	438-177-1135	.230
Aisha Thornton	1997	115	371-111-710	.366
Aisha Thornton	1998	108	418-122-841	.352
Aisha Thornton	1999	91	314-108-598	.344
Norisha Campbell	2000	124	447-141-871	.351
Norisha Campbell	2001	111	488-136-961	.366
Kristin Frye	2002	131	469-176-986	.297
Amanda Santos	2003	104	224-87-481	.285
Amanda Santos	2004	109	319-87-638	.364

Andreza Santos	2005	106	356-119-854	.278
Brianna Barry	2006	111	280-102-547	.325
Brianna Barry	2007	108	313-106-637	.325
Brianna Barry	2008	87	246-65-518	.349
Brianna Barry	2009	116	289-42-502	.492
Stephanie Neville	2010	130	310-90-806	.273
Sareea Freeman	2011	125	225-64-484	.333
Sareea Freeman	2012	114	268-55-486	.438
Ashley Neff	2013	125	225-60-456	.362
Sarah Burrington	2014	124	260-47-525	.406
Sarah Burrington	2015	116	223-53-477	.356

**Assists**

Player	Season	No.
Barb Mellen	1979	492
Marie Sanders	1980	565
	1981	
	1982	
Marie Sanders	1983	732
Donna Krai	1984	604
Donna Krai	1985	994
Nancy Gaspadarek	1986	1216
Nancy Gaspadarek	1987	1159
Nancy Gaspadarek	1988	1019
Nancy Gaspadarek	1989	1410
Jennifer McCall	1990	893
Brandi Cumin	1991	837
Sherry Cowling	1992	1348
Jennifer McCall	1993	1452
Maureen McCarthy	1994	1101
Maureen McCarthy	1995	773
Kensy Zulueta	1996	802
Fiona Bolten	1997	1235
Fiona Bolten	1998	1744
Jamie Hibbard	1999	1125
Jennifer Anderson	2000	880
Jennifer Anderson	2001	1401
Jennifer Anderson	2002	1734
Jennifer Anderson	2003	892
Jessica Skower	2004	1349
Jessica Skower	2005	954
Zrinka Tomic	2006	1201
Nikki Baker	2007	870
Nikki Baker	2008	1209
Nikki Baker	2009	746
Duygu Duzceler	2010	763
Duygu Duzceler	2011	787
Duygu Duzceler	2012	682
Sarah Wickstrom	2013	854
Sarah Wickstrom	2014	780



# SEASON-BY-SEASON STATISTICAL LEADERS

Hailey Luke 2015 729

## Assists Per Set <min. 70 sets played>

<u>Player</u>	<u>Season</u>	<u>SP</u>	<u>Assists</u>	<u>Assists/Set</u>
Marie Sanders	1980	116	565	4.87
	1981			
	1982			
Donna Krai	1983	130	452	3.48
Donna Krai	1984	84	604	7.19
Donna Krai	1985	116	994	8.57
Nancy Gaspadarek	1986	133	1216	9.14
	1987			
Nancy Gaspadarek	1988	99	1019	10.29
Nancy Gaspadarek	1989	132	1410	10.68
Jennifer McCall	1990	117	893	7.63
Brandi Cumin	1991	91	837	9.20
Sherry Cowling	1992	121	1348	11.14
Jennifer McCall	1993	118	1452	12.31
Maureen McCarthy	1994	103	1101	10.69
Maureen McCarthy	1995	80	773	9.66
Kensy Zulueta	1996	91	802	8.81
Fiona Bolten	1997	96	1235	12.86
Fiona Bolten	1998	123	1744	14.18
Jamie Hibbard	1999	102	1125	11.03
Jennifer Anderson	2000	70	880	12.57
Jennifer Anderson	2001	111	1401	12.62
Jennifer Anderson	2002	131	1734	13.24
Jennifer Anderson	2003	118	892	7.56
Jessica Skower	2004	106	1349	12.73
Jessica Skower	2005	113	954	8.44
Zrinka Tomic	2006	104	1201	11.55
Nikki Baker	2007	77	870	11.30
Nikki Baker	2008	111	1209	10.89
Nikki Baker	2009	127	746	5.87
Duygu Duzceler	2010	130	763	5.87
Duygu Duzceler	2011	129	787	6.10
Duygu Duzceler	2012	114	682	5.98
Sarah Wickstrom	2013	126	854	6.78
Sarah Wickstrom	2014	120	780	6.50
Hailey Luke	2015	122	729	5.98

## Service Aces

<u>Player</u>	<u>Season</u>	<u>No.</u>
Karyn Palgut	1982	54
Donna Krai	1983	90
Karyn Palgut	1984	55
Lynne Fullhart	1985	48
Joan Morris	1986	45

Julie Todd	1987	35
Deanne Kaleta	1988	44
Amy Bronson	1989	47
Kristine Cousins	1990	49
Deanna Bosschaert	1991	42
Luiza Ramos	1992	54
Luiza Ramos	1993	45
Luiza Ramos	1994	51
Holly Schneider	1995	29
Holly Schneider	1996	37
Holly Schneider	1997	57
Holly Schneider	1998	44
Courtney Dipert	1999	29
Kristin Frye	2000	36
Jennifer Werrick	2000	36
Kristin Frye	2001	49
Alex Sevillano	2002	59
Cassie McLaughlin	2003	44
Kristen Rust	2004	34
Sarah Griffin	2005	49
Sarah Griffin	2006	44
Mira Djuric	2007	80
Jenna Romanelli	2008	25
Mira Djuric	2009	69
Visnja Djurdjevic	2010	36
Visnja Djurdjevic	2011	33
Duygu Duzceler	2012	33
Sarah Wickstrom	2013	31
Nicole Walch	2014	35
Nicole Walch	2015	30

## Service Aces Per Set <min. 70 sets played>

<u>Player</u>	<u>Season</u>	<u>SP</u>	<u>SA</u>	<u>Service Aces/Set</u>
Donna Krai	1983	130	90	0.69
Karyn Palgut	1984	110	55	0.50
Lynne Fullhart	1985	120	48	0.40
Joan Morris	1986	134	45	0.34
	1987			
Deanne Kaleta	1988	135	44	0.33
Maggie Philgence	1988	131	43	0.33
Amy Bronson	1989	108	47	0.44
Kristine Cousins	1990	131	49	0.37
Deanna Bosschaert	1991	106	42	0.40
Luiza Ramos	1992	118	54	0.46
Luiza Ramos	1993	97	45	0.46
Luiza Ramos	1994	119	51	0.43
Maureen McCarthy	1995	80	27	0.34
Holly Schneider	1996	113	37	0.33
Holly Schneider	1997	121	57	0.47



# SEASON-BY-SEASON STATISTICAL LEADERS

Holly Schneider	1998	128	44	0.34
Courtney Dipert	1999	100	29	0.29
Jennifer Werrick	2000	115	36	0.31
Kristin Frye	2001	109	49	0.45
Alex Sevillano	2002	131	59	0.45
Cassie McLaughlin	2003	122	44	0.36
Kristen Rust	2004	102	34	0.33
Sarah Griffin	2005	116	49	0.42
Malorie Wessel	2006	84	43	0.51
Mira Djuric	2007	110	80	0.73
Ashlee Moon	2008	97	24	0.25
Mira Djuric	2009	126	69	0.55
Visnja Djurdjevic	2010	120	36	0.30
Visnja Djurdjevic	2011	124	33	0.27
Duygu Duzceler	2012	114	33	0.29
Sarah Wickstrom	2013	126	31	0.25
Nicole Walch	2014	122	35	0.29
Nicole Walch	2015	120	30	0.25

## Digs

Player	Season	No.
Margie Wessel	1979	192
Margie Wessel	1980	44
Carol Forsten	1981	47
Karyn Palgut	1982	62
Sally Summer	1983	228
Karyn Palgut	1984	335
Joan Morris	1985	309
Joan Morris	1986	460
Deanne Kaleta	1987	285
Deanne Kaleta	1988	327
Sonia Trevino	1989	403
Kristine Cousins	1990	440
Luiza Ramos	1991	419
Luiza Ramos	1992	450
Luiza Ramos	1993	394
Luiza Ramos	1994	507
Holly Schneider	1995	303
LaToya Presberry (Washington)	1996	345
Holly Schneider	1997	401
Holly Schneider	1998	421
Jamie Hibbard	1999	253
Jennifer Werrick	2000	334
Alex Sevillano	2001	332
Alex Sevillano	2002	283
Cerina Pele	2003	376
Summer Weissing	2004	399
Summer Weissing	2005	513
Summer Weissing	2006	467
Summer Weissing	2007	468

Ashlee Moon	2008	471
Jenna Romanelli	2009	381
Jenna Romanelli	2010	507
Katie Mosher	2011	604
Katie Mosher	2012	495
Katie Mosher	2013	506
Katie Mosher	2014	518
Cecilie Woie	2015	412

## Digs Per Set <min. 70 sets played>

Player	Season	SP	Digs	Digs/Set
Margie Wessel	1980	126	44	0.35
Carol Forsten	1981	131	47	0.36
	1982			
Karyn Palgut	1983	81	150	1.85
Karyn Palgut	1984	110	335	3.05
Joan Morris	1985	113	309	2.73
Joan Morris	1986	134	460	3.43
	1987			
Deanne Kaleta	1988	135	327	2.42
Sonia Trevino	1989	113	403	3.57
Kristine Cousins	1990	131	440	3.36
Luiza Ramos	1991	111	419	3.77
Luiza Ramos	1992	118	450	3.81
Franci Rard	1993	96	392	4.08
Luiza Ramos	1994	119	507	4.26
LaToya Presberry (Washington)	1995	100	279	2.79
LaToya Presberry (Washington)	1996	113	345	3.05
Holly Schneider	1997	121	401	3.31
Holly Schneider	1998	128	421	3.29
Jennifer Werrick	1999	77	224	2.91
Jennifer Werrick	2000	115	334	2.90
Alex Sevillano	2001	111	332	2.99
Alex Sevillano	2002	131	283	2.16
Cerina Pele	2003	123	376	3.06
Summer Weissing	2004	109	399	3.66
Summer Weissing	2005	116	513	4.42
Summer Weissing	2006	106	467	4.41
Summer Weissing	2007	110	468	4.25
Ashlee Moon	2008	97	471	4.86
Jenna Romanelli	2009	111	381	3.43
Jenna Romanelli	2010	129	507	3.93
Katie Mosher	2011	129	604	4.68
Katie Mosher	2012	113	495	4.38
Katie Mosher	2013	118	506	4.29
Katie Mosher	2014	124	518	4.18
Cecilie Woie	2015	119	412	3.46



# SEASON-BY-SEASON STATISTICAL LEADERS

## Solo Blocks

Player	Season	No.
Alica Cross	1980	23
Julie Brown	1981	62
Shannon Lages	1982	32
Julie Brown	1983	61
Joan Morris	1984	21
Marianne Tobolski	1985	45
Deanne Kaleta	1986	47
Julie Todd	1987	50
Gabrielle Reece	1988	60
Gabrielle Reece	1989	69
Gabrielle Reece	1990	68
Vicki Zinkil	1991	53
Bianca Stevens	1992	60
Vicki Zinkil	1993	31
Valerie Broussard	1994	28
Valerie Broussard	1995	24
Aisha Thornton	1996	40
Susan Hawks	1997	31
Aisha Thornton	1998	38
Aisha Thornton	1999	43
Norisha Campbell	2000	36
Norisha Campbell	2001	28
Dawn Hough	2002	28
Aisha Carr	2003	35
Amanda Santos	2004	30
Makini Thompson	2005	25
Makini Thompson	2006	15
Brianna Barry	2007	21
Lauren Richardson	2008	18
Brianna Barry	2009	23
Ashley Neff	2010	10
Ashley Neff	2011	24
Ashley Neff	2012	26
Ashley Neff	2013	27
Kiara Wright	2014	21
Sarah Burrington	2015	19

## Assisted Blocks

Player	Season	No.
Alica Cross	1980	45
Julie Brown	1981	132
Alica Cross	1982	92
Julie Brown	1983	134
Joan Morris	1984	100
Julie Todd	1985	93
Julie Todd	1986	199
Julie Todd	1987	223

Deanne Kaleta	1988	137
Gabrielle Reece	1989	143
Gabrielle Reece	1990	121
Vicki Zinkil	1991	80
Vicki Zinkil	1992	74
Vicki Zinkil	1993	133
Valerie Broussard	1994	59
Valerie Broussard	1995	81
Aisha Thornton	1996	80
Susan Hawks	1997	104
Susan Hawks	1998	104
Norisha Campbell	1999	62
Norisha Campbell	2000	83
Norisha Campbell	2001	111
Aisha Carr	2002	113
Amanda Santos	2003	107
Amanda Santos	2004	117
Lauren Scott	2005	101
Sarah Griffin	2006	100
Brianna Barry	2007	73
Jordana Price	2008	98
Jordana Price	2009	141
Lauren Young	2010	107
Ashley Neff	2011	173
Ashley Neff	2012	158
Ashley Neff	2013	147
Sarah Burrington	2014	164
Sarah Burrington	2015	148

## Total Blocks

Player	Season	No.
Alica Cross	1980	68
Julie Brown	1981	194
Shannon Lages	1982	122
Julie Brown	1983	195
Joan Morris	1984	121
Marianne Tobolski	1985	134
Julie Todd	1986	238
Julie Todd	1987	273
Gabrielle Reece	1988	171
Gabrielle Reece	1989	212
Gabrielle Reece	1990	189
Vicki Zinkil	1991	133
Bianca Stevens	1992	133
Vicki Zinkil	1993	164
Valerie Broussard	1994	87
Valerie Broussard	1995	105
Aisha Thornton	1996	120
Susan Hawks	1997	135
Aisha Thornton	1998	134





# SEASON-BY-SEASON STATISTICAL LEADERS

Aisha Thornton	1999	99	Ashley Neff	2011	127	24-173-197	1.55
Norisha Campbell	2000	119	Ashley Neff	2012	114	26-158-184	1.61
Norisha Campbell	2001	139	Ashley Neff	2013	125	27-147-174	1.39
Aisha Carr	2002	136	Sarah Burrington	2014	124	14-164-178	1.44
Amanda Santos	2003	137	Sarah Burrington	2015	116	19-148-167	1.44
Amanda Santos	2004	147					
Lauren Scott	2005	110					
Brianna Barry	2006	109					
Brianna Barry	2007	94					
Jordana Price	2008	113					
Jordana Price	2009	161					
Lauren Young	2010	115					
Ashley Neff	2011	197					
Ashley Neff	2012	184					
Ashley Neff	2013	174					
Sarah Burrington	2014	178					
Sarah Burrington	2015	167					

## Blocks Per Set <min. 70 sets played>

Player	Season	SP	BS-BA-Total	Blocks/Set
Alica Cross	1980	119	23-45-68	0.57
Julie Brown	1981	129	62-132-194	1.50
Julie Brown	1983	126	61-134-195	1.55
Joan Morris	1984	106	21-100-121	1.14
Marianne Tobolski	1985	119	45-89-134	1.13
Julie Todd	1986	135	39-199-238	1.76
Gabrielle Reece	1988	134	60-111-171	1.28
Vicki Zinkil	1989	100	41-127-168	1.68
Gabrielle Reece	1990	126	68-121-189	1.50
Vicki Zinkil	1991	111	53-80-133	1.20
Bianca Stevens	1992	110	60-73-133	1.21
Vicki Zinkil	1993	120	31-133-164	1.37
Valerie Broussard	1994	107	28-59-87	0.81
Valerie Broussard	1995	93	24-81-105	1.13
Aisha Thornton	1996	104	40-80-120	1.15
Susan Hawks	1997	119	31-104-135	1.13
Aisha Thornton	1998	108	38-96-134	1.24
Aisha Thornton	1999	91	43-56-99	1.09
Dawn Hough	2000	76	21-76-97	1.28
Norisha Campbell	2001	111	28-111-139	1.25
Aisha Carr	2002	125	23-113-136	1.09
Amanda Santos	2003	104	30-107-137	1.32
Amanda Santos	2004	109	30-117-147	1.35
Lauren Scott	2005	95	9-101-110	1.16
Brianna Barry	2006	111	11-98-109	0.98
Jordana Price	2007	80	6-67-73	0.91
Jordana Price	2008	104	15-98-113	1.09
Jordana Price	2009	123	20-141-161	1.31
Lauren Young	2010	104	8-107-115	1.11



# CAREER STATISTICAL LEADERS

## Sets Played

No.	Player	Season	Total
1.	Duygu Duzceler	2009-12	500
2.	Sarah Wickstrom	2011-14	489
3.	Katie Mosher	2010-14	488
4.	Holly Schneider	1995-98	471
5.	Vicki Zinkil	1989-93	468
6.	Luiza Ramos	1991-94	445
7.	Deanna Bosschaert	1991-94	444
8.	Rachael Morgan	2008-11	443
9.	Summer Weissing	2004-07	441
10.	Jessica Skower	2003-06	432
11.	Jennifer Anderson	2000-03	430
12.	Sarah Griffin	2003-06	428
13.	Brianna Barry	2006-09	422
14.	Alex Sevillano	1999-02	421
t15.	Ashley Neff	2010-13	418
t15.	Aisha Thornton	1996-99	418

## Kills

No.	Player	Season	Total
1.	Maggie Philgence	1987-90	2110
2.	Luiza Ramos	1991-94	1847
3.	Holly Schneider	1995-98	1704
4.	Julie Todd	1984-87	1615
5.	Nicole Walch	2012-15	1466
6.	Deanna Bosschaert	1991-94	1436
7.	Aisha Thornton	1996-99	1420
8.	Jennifer Werrick	1997-00	1298
9.	Norisha Campbell	1998-01	1289
10.	Joan Morris	1983-86	1285
11.	LaToya Presberry (Washington)	1995-98	1271
12.	Karyn Palgut	1981-84	1228
13.	Deanne Kaleta	1985-88	1195
14.	Gabrielle Reece	1987-90	1179
15.	Erica Bunch	1999-02	1176

## Kills/Set

No.	Player	Season	Sets	K	K/Set
1.	Maggie Philgence	1987-90	394	2110	5.36
2.	Julie Todd	1984-87	361	1615	4.47
3.	Alica Cross	1979-82	238	1027	4.32
4.	Luiza Ramos	1991-94	445	1847	4.15
5.	Nancy Townsend	1979-80	84	338	4.02
6.	Karyn Palgut	1981-84	323	1228	3.80
7.	LaToya Presberry	1995-97	259	951	3.67
8.	Norisha Campbell	1998-01	353	1289	3.65
9.	Jennifer Werrick	1997-00	358	1298	3.63

10.	Holly Schneider	1995-98	471	1704	3.62
11.	Nicole Walch	2012-15	413	1466	3.55
12.	LaToya Presberry (Washington)	1995-98	362	1271	2.51
13.	Aisha Thornton	1996-99	418	1420	3.40
14.	Franci Rard	1993	96	323	3.36
15.	Kristine Cousins	1990-91	241	806	3.34

## Total Attacks

No.	Player	Season	Total
1.	Maggie Philgence	1987-90	4793
2.	Holly Schneider	1995-98	4615
3.	Luiza Ramos	1991-94	4321
4.	Deanna Bosschaert	1991-94	3749
5.	Nicole Walch	2012-15	3569
6.	Julie Todd	1984-87	3470
7.	LaToya Presberry (Washington)	1995-98	3269
8.	Jennifer Werrick	1997-00	3252
9.	Deanne Kaleta	1985-88	3191
10.	Joan Morris	1983-86	3189
11.	Erica Bunch	1999-02	3177
12.	Aisha Thornton	1996-99	2858
13.	Alex Sevillano	1999-02	2828
14.	Makini Thompson	2005-07	2802
15.	Vicki Zinkil	1989-93	2800

## Attack Percentage <min. 500 total attacks>

No.	Player	Season	Sets	Kills-Error-TA	Pct.
1.	Alica Cross	1979-82	238	1027-156-2207	.395
t2.	Brianna Barry	2006-09	422	1128-315-2204	.369
t2.	Sarah Burrington	2013-15	364	709-157-1496	.369
t4.	Julie Brown	1979-83	305	710-122-1654	.356
t4.	Sareea Freeman	2009-12	372	666-187-1345	.356
6.	Maggie Philgence	1987-90	394	2110-451-4793	.346
t7.	Ashley Neff	2010-13	418	727-201-1584	.332
t7.	Aisha Thornton	1996-99	418	1420-471-2858	.332
9.	Amanda Santos	2003-04	213	543-174-1119	.330
10.	Aisha Carr	2001-04	368	963-332-1938	.326
11.	Norisha Campbell	1998-01	353	1289-448-2629	.320
12.	Karyn Palgut	1981-84	323	1228-355-2737	.319
13.	Donna Krai	1982-85	330	538-146-1240	.316
14.	Shannon Lages	1980-83	196	647-195-1436	.315
15.	Lauren Young	2006-08, 10	197	254-77-563	.314

## Assists

No.	Player	Season	Total
1.	Jennifer Anderson	2000-03	4907
2.	Nancy Gaspadarek	1986-89	4804



# CAREER STATISTICAL LEADERS

3.	Jessica Skower	2003-06	2991
4.	Fiona Bolten	1997-98	2979
5.	Nikki Baker	2006-09	2949
16.	Duygu Duzceler	2009-12	2915
16.	Sarah Wickstrom	2011-14	2915
8.	Jennifer McCall	1990-93	2888
9.	Maureen McCarthy	1994-96	2297
10.	Donna Krai	1982-85	2050
11.	Hailey Luke	2013-15	2001
12.	Jamie Hibbard	1999-00	1782
13.	Zrinka Tomic	2005-06	1583
14.	Sherry Cowling	1992	1348
15.	Marie Sanders	1980-83	1297

## Assists/Set

No.	Player	Season	Sets	A	A/Set
1.	Fiona Bolten	1997-98	219	2979	13.60
2.	Nancy Gaspardarek	1986-89	364	4804	13.20
3.	Jennifer Anderson	2000-03	430	4907	11.41
4.	Sherry Cowling	1992	121	1348	11.14
5.	Maureen McCarthy	1994-96	230	2297	9.99
6.	Zrinka Tomic	2005-06	166	1583	9.54
7.	Nikki Baker	2006-09	335	2949	8.80
8.	Lauren Rosenthal	2007	54	467	8.65
9.	Jamie Hibbard	1999-00	221	1782	8.06
10.	Jennifer McCall	1990-93	404	2888	7.15
11.	Jessica Skower	2003-06	432	2991	6.92
12.	Brandi Cumin	1990-91	134	874	6.52
13.	Jennifer Marraffino	1987-90	169	1054	6.24
14.	Donna Krai	1982-85	330	2050	6.21
15.	Sarah Wickstrom	2011-14	489	2915	5.96

## Service Aces

No.	Player	Season	Total
1.	Donna Krai	1982-85	188
2.	Luiza Ramos	1991-94	181
3.	Deanna Bosschaert	1991-94	170
4.	Holly Schneider	1995-98	167
5.	Mira Djuric	2007, 09	149
6.	Sarah Griffin	2003-06	139
7.	Duygu Duzceler	2009-12	135
8.	Karyn Palgut	1981-84	132
9.	Alex Sevillano	1999-02	129
10.	Julie Todd	1984-87	119
11.	Maggie Philgence	1987-90	118
12.	Deanne Kaleta	1985-88	117
13.	Kristin Frye	1999-02	115
14.	Jennifer McCall	1990-93	111
15.	Joan Morris	1983-86	110

## Service Aces Per Set

<min. 50 sets>

	Player	Season	Sets	SA	SA/Set
1.	Mira Djuric	2007, 09	236	149	0.63
2.	Donna Krai	1982-85	330	188	0.57
3.	Malorie Wessel	2006-07	156	67	0.43
4.	Karyn Palgut	1981-84	323	132	0.41
5.	Luiza Ramos	1991-94	445	181	0.41
6.	Lynne Fullhart	1985	120	48	0.40
7.	Sherry Smith	1984	51	20	0.39
8.	Deanna Bosschaert	1991-94	444	170	0.38
9.	Holly Schneider	1995-98	471	167	0.35
10.	Marie Sanders	1980-83	300	104	0.35
t11.	Jackie Young	1981-84	224	75	0.33
t11.	Mary Williams	1981-83	111	37	0.33
t11.	Cassie McLaughlin	2003-04	182	60	0.33
t11.	Julie Todd	1984-87	361	119	0.33
t11.	Sonia Preocanin	1993-95	55	18	0.33

## Digs

No.	Player	Season	Total
1.	Katie Mosher	2010-14	2133
2.	Summer Weissing	2004-07	1847
3.	Luiza Ramos	1991-94	1770
4.	Holly Schneider	1995-98	1426
5.	Jenna Romanelli	2007-10	1197
6.	Maggie Philgence	1987-90	1185
7.	Nancy Gaspardarek	1986-89	1150
8.	Deanne Kaleta	1985-88	1083
9.	Jennifer Werrick	1997-00	1080
10.	Deanna Bosschaert	1991-94	1054
11.	LaToya Presberry (Washington)	1995-98	1019
12.	Joan Morris	1983-86	985
13.	Alex Sevillano	1999-02	948
14.	Nicole Walch	2012-15	944
15.	Julie Todd	1984-87	908

## Digs Per Set

<min. 50 sets>

	Player	Season	Sets	D	D/Set
1.	Katie Mosher	2010-14	488	2133	4.37
2.	Summer Weissing	2004-07	441	1847	4.19
3.	Franci Rard	1993	96	392	4.08
4.	Luiza Ramos	1991-94	445	1770	3.98
5.	Shannon Kelly	1987-88	128	444	3.47
6.	Kristine Cousins	1990-91	241	819	3.40
7.	Ashlee Moon	2007-08	206	670	3.25
8.	Visnja Djurdjevic	2010-11	244	778	3.19



# CAREER STATISTICAL LEADERS

9.	Nancy Gaspardarek	1986-89	364	1150	3.16
10.	Olivera Medic	2012-13	231	723	3.13
11.	Zrinka Tomic	2005-06	166	514	3.10
12.	Jenna Romanelli	2007-10	395	1197	3.03
13.	Holly Schneider	1995-98	471	1426	3.03
14.	Jennifer Werrick	1997-00	358	1080	3.02
15.	Maggie Philgence	1987-90	394	1185	3.01

## Solo Blocks

No.	Player	Season	Total
1.	Gabrielle Reece	1987-90	240
2.	Vicki Zinkil	1989-93	179
3.	Aisha Thornton	1996-99	147
4.	Bianca Stevens	1989-92	129
5.	Julie Brown	1979-83	127
6.	Julie Todd	1984-87	126
7.	Deanne Kaleta	1985-88	116
8.	Norisha Campbell	1998-01	90
9.	Ashley Neff	2010-13	87
10.	Alica Cross	1979-82	86
11.	Susan Hawks	1995-98	79
12.	Dawn Hough	1999-02	76
13.	Aisha Carr	2001-04	75
14.	Brianna Barry	2006-09	72
15.	Valerie Broussard	1993-95	71

## Assisted Blocks

No.	Player	Season	Total
1.	Julie Todd	1984-87	609
2.	Ashley Neff	2010-13	525
3.	Gabrielle Reece	1987-90	507
4.	Sarah Burrington	2013-15	446
5.	Vicki Zinkil	1989-93	432
6.	Deanne Kaleta	1985-88	402
7.	Sareea Freeman	2009-12	341
8.	Aisha Thornton	1996-99	329
9.	Brianna Barry	2006-09	321
10.	Maggie Philgence	1987-90	315
11.	Jordana Price	2007-09	306
12.	Aisha Carr	2001-04	305
13.	Jessica Skower	2003-06	282
14.	Norisha Campbell	1998-01	278
15.	Rachael Morgan	2008-11	278

## Total Blocks

No.	Player	Season	Total
1.	Gabrielle Reece	1987-90	747
2.	Julie Todd	1984-87	735

3.	Ashley Neff	2010-13	612
4.	Vicki Zinkil	1989-93	611
5.	Deanne Kaleta	1985-88	518
6.	Sarah Burrington	2013-15	494
7.	Aisha Thornton	1996-99	476
8.	Julie Brown	1979-83	397
9.	Brianna Barry	2006-09	393
10.	Sareea Freeman	2009-12	393
11.	Maggie Philgence	1987-90	384
12.	Aisha Carr	2001-04	380
13.	Norisha Campbell	1998-01	368
14.	Susan Hawks	1995-98	353
15.	Dawn Hough	1999-02	349

## Blocks Per Set

<min. 100 sets>

No.	Player	Season	Sets	S-A-TB	B/Set
1.	Julie Todd	1984-87	361	126-609-735	2.04
2.	Gabrielle Reece	1987-90	388	240-507-747	1.93
3.	Ashley Neff	2010-13	418	87-525-612	1.46
4.	Alica Cross	1979-82	238	86-238-324	1.36
5.	Sarah Burrington	2013-15	364	48-446-494	1.36
6.	Deanne Kaleta	1985-88	387	116-402-518	1.34
7.	Amanda Santos	2003-04	213	60-224-284	1.33
8.	Vicki Zinkil	1989-93	468	179-432-611	1.31
9.	Julie Brown	1979-83	305	127-270-397	1.30
10.	Melanie Keil	2015	116	11-137-148	1.28
11.	Kiara Wright	2014	124	21-127-148	1.19
12.	Aisha Thornton	1996-99	418	147-329-476	1.14
13.	Jordana Price	2007-09	307	41-306-347	1.13
14.	Marianne Tobolski	1985	119	45-89-134	1.13
15.	Bianca Stevens	1989-92	288	129-194-323	1.12



# SEASON STATISTICAL LEADERS (ALL-TIME)

## Sets Played

No.	Player	Season	Total
t1.	Deanne Kaleta	1988	135
t1.	Deanne Kaleta	1986	135
t1.	Maria Magoulas	1986	135
t1.	Julie Todd	1986	135
t5.	Gabrielle Reece	1988	134
t5.	Joan Morris	1986	134
7.	Nancy Gaspadarek	1986	133
t8.	Nancy Gaspadarek	1989	132
t8.	Maggie Philgence	1989	132
t8.	Camy Davis	1981	132
t8.	Karyn Palgut	1981	132
t8.	Sally Summer	1981	132
t13.	Jennifer Anderson	2002	131
t13.	Kristin Frye	2002	131
t13.	Alex Sevillano	2002	131
t13.	Kristine Cousins	1990	131
t13.	Maggie Philgence	1990	131
t13.	Marybeth Sutcliffe	1989	131
t13.	Maggie Philgence	1988	131
t13.	Carol Forsten	1981	131

## Kills

No.	Player	Season	Total
t1.	Maggie Philgence	1990	579
t1.	Luiza Ramos	1994	579
t3.	Joan Morris	1986	571
t3.	Maggie Philgence	1989	571
5.	Maggie Philgence	1988	546
6.	Julie Todd	1986	513
7.	Norisha Campbell	2001	488
8.	Nicole Walch	2014	487
9.	Holly Schneider	1998	480
10.	Kristin Frye	2002	469
11.	Julie Todd	1987	466
12.	Nicole Walch	2015	459
13.	Erica Bunch	2002	452
14.	Luiza Ramos	1992	451
t15.	Nicole Walch	2013	447
t15.	Norisha Campbell	2000	447

## Kills/Set

No.	Player	Season	Sets	K	K/Set
1.	Luiza Ramos	1994	119	579	4.87
2.	Luiza Ramos	1993	97	446	4.60
3.	Maggie Philgence	1990	131	579	4.42
4.	Norisha Campbell	2001	111	488	4.40

5.	Maggie Philgence	1989	132	571	4.33
6.	Joan Morris	1986	134	571	4.26
7.	Maggie Philgence	1988	131	546	4.17
8.	Jennifer Werrick	1999	77	311	4.04
9.	Nicole Walch	2014	122	487	3.99
10.	Makini Thompson	2006	107	423	3.95
11.	LaToya Presberry	1997	46	180	3.91
12.	LaToya Presberry	1996	113	438	3.88
13.	Aisha Thornton	1998	108	418	3.87
14.	Deanna Bosschaert	1994	111	427	3.85
15.	Nicole Walch	2015	120	459	3.83

## Total Attacks

No.	Player	Season	Total
1.	Luiza Ramos	1994	1402
2.	Joan Morris	1986	1389
3.	Holly Schneider	1998	1321
4.	Maggie Philgence	1989	1305
5.	Maggie Philgence	1990	1265
6.	Deanna Bosschaert	1994	1237
7.	Maggie Philgence	1988	1217
8.	Holly Schneider	1997	1160
9.	Kristine Cousins	1990	1149
t10.	Nicole Walch	2015	1144
t10.	Nicole Walch	2014	1144
t12.	LaToya Presberry	1996	1135
t12.	Julie Todd	1986	1135
14.	Jekaterina Stepanova	2011	1106
15.	Holly Schneider	1996	1099

## Attack Percentage <min. 100 total attacks>

No.	Player	Season	Sets	K-E-TA	Pct.
1.	Debbie Meyer	1987		167-51-176	.660
2.	Alica Cross	1980	119	188-NA-293	.520
3.	Brianna Barry	2009	116	289-42-502	.492
4.	Donna Krai	1984	84	146-16-265	.490
5.	Sareea Freeman	2012	114	268-55-486	.438
6.	Margie Wessel	1980	126	200-NA-375	.420
7.	Sarah Burrington	2014	124	260-47-525	.406
8.	Sally Summer	1980	130	150-NA-296	.400
9.	Sherry Cowling	1992	121	116-22-241	.390
10.	Julie Brown	1981	129	318-NA-591	.382
11.	Ashley Neff	2012	114	248-51-518	.380
t12.	Norisha Campbell	2001	111	488-136-961	.366
t12.	Aisha Thornton	1997	115	371-111-710	.366
14.	Amanda Santos	2004	109	319-87-638	.364
15.	Ashley Neff	2013	125	225-60-456	.362



# SEASON STATISTICAL LEADERS (ALL-TIME)

## Assists

No.	Player	Season	Total
1.	Fiona Bolten	1998	1744
2.	Jennifer Anderson	2002	1734
3.	Jennifer McCall	1993	1452
4.	Nancy Gaspardarek	1989	1410
5.	Jennifer Anderson	2001	1401
6.	Jessica Skower	2004	1349
7.	Sherry Cowling	1992	1348
8.	Fiona Bolten	1997	1235
9.	Nancy Gaspardarek	1986	1216
10.	Nikki Baker	2008	1209
11.	Zrinka Tomic	2006	1201
12.	Nancy Gaspardarek	1987	1159
13.	Jamie Hibbard	1999	1125
14.	Maureen McCarthy	1994	1101
15.	Nancy Gaspardarek	1988	1019

## Assists/Set

No.	Player	Season	Sets	A	A/Set
1.	Fiona Bolten	1998	123	1744	14.18
2.	Jennifer Anderson	2002	131	1734	13.24
3.	Fiona Bolten	1997	96	1235	12.86
4.	Jessica Skower	2004	106	1349	12.73
5.	Jennifer Anderson	2001	111	1401	12.62
6.	Jennifer Anderson	2000	70	880	12.57
7.	Jennifer McCall	1993	118	1452	12.31
8.	Zrinka Tomic	2006	104	1201	11.55
9.	Nikki Baker	2007	77	870	11.30
10.	Sherry Cowling	1992	121	1348	11.14
11.	Jamie Hibbard	1999	102	1125	11.03
12.	Kensy Zulueta	1997	29	316	10.90
13.	Nikki Baker	2008	111	1209	10.89
14.	Maureen McCarthy	1994	103	1101	10.69
15.	Nancy Gaspardarek	1989	132	1410	10.68

## Service Aces

No.	Player	Season	Total
1.	Donna Krai	1983	90
2.	Mira Djuric	2007	80
3.	Mira Djuric	2009	69
4.	Alex Sevillano	2002	59
5.	Holly Schneider	1997	57
6.	Karyn Palgut	1984	55
t7.	Luiza Ramos	1992	54
t7.	Karyn Palgut	1982	54
9.	Marie Sanders	1983	53
10.	Alica Cross	1982	52

t11.	Luiza Ramos	1994	51
t11.	Marie Sanders	1982	51
t13.	Sarah Griffin	2005	49
t13.	Kristin Frye	2001	49
t13.	Kristine Cousins	1990	49

## Service Aces/Set

<min. 50 sets>

No.	Player	Season	Sets	SA	SA/Set
1.	Mira Djuric	2007	110	80	0.73
2.	Donna Krai	1983	130	90	0.69
3.	Mira Djuric	2009	126	69	0.55
4.	Malorie Wessel	2006	84	43	0.51
5.	Karyn Palgut	1984	110	55	0.50
6.	Holly Schneider	1997	121	57	0.47
t7.	Luiza Ramos	1993	97	45	0.46
t7.	Luiza Ramos	1992	118	54	0.46
t7.	Donna Krai	1984	84	39	0.46
t10.	Alex Sevillano	2002	131	59	0.45
t10.	Kristin Frye	2001	109	49	0.45
12.	Amy Bronson	1989	108	47	0.44
13.	Luiza Ramos	1994	119	51	0.43
t14.	Sarah Griffin	2005	116	49	0.42
t14.	Deanna Bosschaert	1993	106	44	0.42

## Digs

No.	Player	Season	Total
1.	Katie Mosher	2011	604
2.	Katie Mosher	2014	518
3.	Summer Weissing	2005	513
t4.	Jenna Romanelli	2010	507
t4.	Luiza Ramos	1994	507
6.	Katie Mosher	2013	506
7.	Katie Mosher	2012	495
8.	Ashlee Moon	2008	471
9.	Summer Weissing	2007	468
10.	Summer Weissing	2006	467
11.	Joan Morris	1986	460
12.	Luiza Ramos	1992	450
13.	Kristine Cousins	1990	440
14.	Zrinka Tomic	2006	424
t15.	Visnja Djurdjevic	2011	421
t15.	Holly Schneider	1998	421



# SEASON STATISTICAL LEADERS (ALL-TIME)

## Digs/Set <min. 50 sets>

No.	Player	Season	Sets	D	D/Set
1.	Ashlee Moon	2008	97	471	4.86
2.	Katie Mosher	2011	129	604	4.68
3.	Summer Weissing	2005	116	513	4.42
4.	Summer Weissing	2006	106	467	4.41
5.	Katie Mosher	2012	113	495	4.38
6.	Katie Mosher	2013	118	506	4.29
7.	Luiza Ramos	1994	119	507	4.26
8.	Summer Weissing	2007	110	468	4.25
9.	Katie Mosher	2014	124	518	4.18
10.	Franci Rard	1993	96	392	4.08
11.	Luiza Ramos	1993	97	394	4.06
12.	Jenna Romanelli	2010	129	507	3.93
13.	Luiza Ramos	1992	118	450	3.81
14.	Luiza Ramos	1991	111	419	3.77
15.	Summer Weissing	2004	109	399	3.66

## Solo Blocks

No.	Player	Season	Total
1.	Gabrielle Reece	1989	69
2.	Gabrielle Reece	1990	68
3.	Julie Brown	1981	62
4.	Julie Brown	1983	61
15.	Bianca Stevens	1992	60
15.	Gabrielle Reece	1988	60
7.	Vicki Zinkil	1991	53
8.	Bianca Stevens	1991	52
9.	Julie Todd	1987	50
10.	Deanne Kaleta	1986	47
11.	Marianne Tobolski	1985	45
t12.	Aisha Thornton	1999	43
t12.	Gabrielle Reece	1987	43
14.	Vicki Zinkil	1992	42
15.	Vicki Zinkil	1989	41

## Assisted Blocks

No.	Player	Season	Total
1.	Julie Todd	1987	223
2.	Julie Todd	1986	199
3.	Ashley Neff	2011	173
4.	Sarah Burrington	2014	164
5.	Ashley Neff	2012	158
6.	Sarah Burrington	2015	148
7.	Ashley Neff	2013	147
8.	Gabrielle Reece	1989	143
9.	Jordana Price	2009	141

10.	Sareea Freeman	2011	138
t11.	Melanie Keil	2015	137
t11.	Deanne Kaleta	1988	137
t13.	Sarah Burrington	2013	134
t13.	Deanne Kaleta	1986	134
t13.	Julie Brown	1983	134

## Total Blocks

No.	Player	Season	Total
1.	Julie Todd	1987	273
2.	Julie Todd	1986	238
3.	Gabrielle Reece	1989	212
4.	Ashley Neff	2011	197
5.	Julie Brown	1983	195
6.	Julie Brown	1981	194
7.	Gabrielle Reece	1990	189
8.	Ashley Neff	2012	184
9.	Deanne Kaleta	1986	181
10.	Sarah Burrington	2014	178
11.	Gabrielle Reece	1987	175
12.	Ashley Neff	2013	174
13.	Gabrielle Reece	1988	171
14.	Vicki Zinkil	1989	168
15.	Sarah Burrington	2015	167

## Blocks Per Set

No.	Player	Season	Sets	Solo-Ast.-TB	B/Set
1.	Julie Todd	1986	135	39-199-238	1.76
2.	Vicki Zinkil	1989	100	41-127-168	1.68
3.	Gabrielle Reece	1989	128	69-143-212	1.66
4.	Ashley Neff	2012	114	26-158-184	1.61
15.	Ashley Neff	2011	127	24-173-197	1.55
15.	Julie Brown	1983	126	61-134-195	1.55
17.	Gabrielle Reece	1990	126	68-121-189	1.50
17.	Julie Brown	1981	129	62-132-194	1.50
19.	Sarah Burrington	2014	124	14-164-178	1.44
19.	Sarah Burrington	2015	116	19-148-167	1.44
11.	Ashley Neff	2013	125	27-147-174	1.39
12.	Vicki Zinkil	1993	120	31-133-164	1.37
13.	Amanda Santos	2004	109	30-117-147	1.35
14.	Deanne Kaleta	1986	135	47-134-181	1.34
15.	Amanda Santos	2003	104	30-107-137	1.32



# MATCH-BY-MATCH LEADERS (ALL-TIME)

## Kills

Player	No.	Opponent / Date
t1. Maggie Philgence	31	Illinois State / Sept. 22, 1989
t1. Deanna Bosschaert	31	North Carolina / Sept. 24, 1994
t1. Holly Schneider	31	NC State / Oct. 27, 1996
t1. Nicole Walch	31	Duke / Oct. 9, 2015
t5. Maggie Philgence	30	Cincinnati / Oct. 28, 1988
t5. Deanna Bosschaert	30	Virginia / Nov. 5, 1994
t5. LaToya Presberry	30	Virginia / Oct. 27, 1995
<i>11 tied with</i>		
	29	<i>Last Time:</i>
t8. Kristen Rust	29	North Carolina / Oct. 15, 2004

## Total Attacks

Player	No.	Opponent / Date
1. Deanna Bosschaert	77	North Carolina / Sept. 24, 1994
t2. Maggie Philgence	73	Memphis / Oct. 13, 1990
t2. Deanna Bosschaert	73	Fresno State / Sept. 17, 1994
4. Maggie Philgence	72	Texas / Sept. 29, 1990
t5. Maggie Philgence	68	Kentucky / Sept. 29, 1989
t5. Maggie Philgence	68	Brigham Young / Nov. 10, 1989
t5. LaToya Presberry	68	NC State / Oct. 19, 1996
t5. Holly Schneider	68	North Carolina / Oct. 31, 1997
9. Luiza Ramos	66	North Carolina / Sept. 24, 1994
10. Kristine Cousins	65	Loyola Marymount / Sept. 13, 1991
t11. Nicole Walch	64	Duke / Oct. 9, 2015
t11. Holly Schneider	64	Clemson / Nov. 16, 1995
t11. Holly Schneider	64	Virginia / Nov. 21, 1997
t14. Kristine Cousins	63	Florida / Sept. 15, 1990
t14. LaToya Presberry	63	North Carolina / Oct. 14, 1995
t14. Holly Schneider	63	Virginia / Oct. 27, 1995
t14. Jennifer Werrick	63	Clemson / Sept. 26, 1998

## Attack Percentage

<min. 10 Total Attacks>

Player	Pct. (K-E-TA)	Opponent / Date
1. Joan Morris	.937	Louisville / Nov. 1, 1985
	(10-1-16)	
2. Mira Djuric	.917	North Carolina / Nov. 23, 2007
	(11-0-12)	
3. Aisha Thornton	.875	Georgia State / Sept. 13, 1997
	(14-0-16)	
4. Valerie Broussard	.867	South Florida / Nov. 25, 1994

(13-0-15)

5. Julie Todd	.833	Southern Miss. / Oct. 9, 1987
	(11-1-12)	
t6. Gabrielle Reece	.818	Cincinnati / Nov. 19, 1989
	(10-1-11)	
t6. Jordana Price	.818	Florida A&M / Aug. 29, 2008
	(9-0-11)	
t6. Brianna Barry	.818	South Dakota State / Sept. 7, 2008
	(9-0-11)	
t6. Nicole Walch	.818	Central Arkansas / Sept. 13, 2014
	(10-1-11)	
t6. Melanie Keil	.818	Coastal Carolina / Sept. 11, 2015
	(9-0-11)	
t6. Milica Kubura	.818	Coastal Carolina / Sept. 11, 2015
	(9-0-11)	
t12. Jennifer McCall	.800	Fresno State / Nov. 9, 1990
	(8-0-10)	
t12. Valerie Broussard	.800	New Orleans / Oct. 21, 1995
	(12-0-15)	
t12. Eric Bunch	.800	NC State / Nov. 11, 2001
	(20-0-25)	
t12. Jordana Price	.800	Stetson / Aug. 30, 2008
	(8-0-10)	
t12. Kiara Wright	.800	Syracuse / Nov. 23, 2014
	(12-0-15)	

## Assists

Player	No.	Opponent / Date
1. Jennifer Anderson	87	Clemson / Nov. 22, 2002
2. Fiona Bolten	81	NC State / Nov. 21, 1997
t3. Jennifer Anderson	76	Ball State / Sept. 9, 2000
t3. Jamie Hibbard	76	Texas-Arlington / Oct. 10, 1999
5. Fiona Bolten	75	North Carolina / Oct. 31, 1997
t6. Sherry Cowling	74	Duke / Nov. 22, 1992
t6. Jennifer McCall	74	South Florida / Sept. 4, 1993
8. Jessica Skower	72	Houston / Sept. 10, 2005
t9. Jennifer Anderson	71	LSU / Sept. 20, 2002
t9. Jennifer Anderson	71	Clemson / Oct. 5, 2002
t11. Maureen McCarthy	70	Clemson / Nov. 16, 1995
t11. Kensy Zulueta	70	NC State / Oct. 19, 1996
t11. Fiona Bolten	70	Clemson / Nov. 1, 1998
t14. Jennifer Anderson	68	Georgia Tech / Oct. 6, 2002
t14. Jennifer McCall	68	Duke / Oct. 20, 1991





# MATCH-BY-MATCH LEADERS (ALL-TIME)

## Service Aces

Player	No.	Opponent / Date
1. Amy Bronson	9	Northern Arizona / Sept. 1, 1989
t2. Sarah Griffin	7	Boston College / Oct. 28, 2005
t2. Mira Djuric	7	Kansas / Sept. 1, 2007
t2. Maria Magoulas	7	Kentucky / Nov. 11, 1989
t2. Franci Rard	7	Rice / Sept. 19, 1993
t2. Deanna Bosschaert	7	DePaul / Sept. 16, 1994
	6	<i>Last Time:</i>
t7. Visnja Djurdjevic	6	North Carolina / Nov. 6, 2011

## Digs

Player	No.	Opponent / Date
1. Julie Todd	42	Florida / Sept. 12, 1987
2. Luiza Ramos	38	Loyola Marymount / Sept. 13, 1991
3. Summer Weissing	37	NC State / Nov. 17, 2006
t4. Summer Weissing	35	Duke / Nov. 3, 2007
t4. Ashlee Moon	35	North Carolina / Oct. 17, 2008
t4. Luiza Ramos	35	Virginia / Nov. 5, 1994
t7. Katie Mosher	34	Miami / Oct. 5, 2014
t7. Maggie Philgence	34	Florida / Sept. 12, 1987
9. Katie Mosher	33	Nebraska / Aug. 29, 2014
t10. Summer Weissing	32	North Carolina / Nov. 13, 2004
t10. Joan Morris	32	California-Berkeley, Nov. 29, 1986
t10. Deanne Kaleta	32	Florida / Sept. 12, 1987
13. Franci Rard	31	DePaul / Dec. 1, 1993
t14. Summer Weissing	30	Boston College / Oct. 28, 2005
t14. Ashlee Moon	30	Clemson / Nov. 14, 2008
t14. Katie Mosher	30	Auburn / Sept. 16, 2014
t14. Marybeth Sutcliffe	30	Florida / Sept. 12, 1987

## Solo Blocks

Player	No.	Opponent / Date
1. Bianca Stevens	8	Minnesota / Sept, 12, 1992
t2. Amanda Santos	7	Maryland / Nov. 14, 2003
t2. Deanne Kaleta	7	South Carolina / Nov. 23, 1986
t2. Julie Todd	7	South Carolina / Nov. 23, 1986
t5. Marianne Tobolski	6	South Carolina / Oct. 4, 1985
t5. Julie Todd	6	North Carolina / Nov. 2, 1986
t5. Gabrielle Reece	6	UAB / Sept. 2, 1988
t5. Gabrielle Reece	6	Rice / Oct. 8, 1988
t5. Gabrielle Reece	6	Cincinnati / Oct. 28, 1988

t5. Gabrielle Reece	6	Minnesota / Sept. 3, 1989
	5	<i>Last Time:</i>
t11. Aisha Carr	5	Maryland / Nov. 14, 2003

## Assisted Blocks

Player	No.	Opponent / Date
1. Julie Todd	17	Tulane / Oct. 16, 1987
t2. Julie Todd	14	Tennessee / Oct. 25, 1986
t2. Gabrielle Reece	14	Illinois-Chicago / Oct. 26, 1987
4. Ashley Neff	13	Georgia Tech / Sept. 1, 2012
t5. Ashley Neff	12	NC State / Oct. 9, 2011
t5. Sarah Burrington	12	North Carolina / Nov. 1, 2013
t5. Julie Todd	12	Pittsburgh / Oct. 25, 1986
t5. Julie Todd	12	Memphis / Oct. 30, 1987
t9. Jordana Price	11	Wake Forest / Sept. 25, 2008
	11	<i>Last Time:</i>
t9. Ashley Neff	11	North Carolina / Nov. 1, 2013



# MATCH-BY-MATCH LEADERS (ALL-TIME/ACC)

## Kills

Player	No.	Opponent / Date
t1. Nicole Walch	31	Duke / Oct. 9, 2015
t1. Holly Schneider	31	NC State / Oct. 27, 1996
t1. Deanna Bosschaert	31	North Carolina / Sept. 24, 1994
t4. Deanna Bosschaert	30	Virginia / Nov. 5, 1994
t4. LaToya Presberry	30	Virginia / Oct. 27, 1995
t6. Luiza Ramos	29	Maryland / Nov. 18, 1994
t6. Norisha Campbell	29	Maryland / Oct. 20, 2001
t6. Luiza Ramos	29	Maryland / Oct. 21, 1994
t6. Kristen Rust	29	North Carolina / Oct. 15, 2004
t10. Erica Bunch	28	Clemson / Nov. 22, 2002
t10. Aisha Thornton	28	Duke / Oct. 17, 1997
t10. Holly Schneider	28	Virginia / Oct. 27, 1995
t13. Holly Schneider	27	Clemson / Oct. 7, 1995
t14. Deanna Bosschaert	26	Duke / Nov. 22, 1992
t14. LaToya Presberry	26	NC State / Oct. 19, 1996
t14. Makini Thompson	26	Virginia / Nov. 10, 2006

## Total Attacks

Player	No.	Opponent / Date
1. Deanna Bosschaert	77	North Carolina / Sept. 24, 1994
t2. LaToya Presberry	68	NC State / Oct. 19, 1996
t2. Holly Schneider	68	North Carolina / Oct. 31, 1997
4. Luiza Ramos	66	North Carolina / Sept. 24, 1994
t5. Holly Schneider	64	Clemson / Nov. 16, 1995
t5. Nicole Walch	64	Duke / Oct. 9, 2015
t5. Holly Schneider	64	Virginia / Nov. 21, 1997
t8. Jennifer Werrick	63	Clemson / Sept. 26, 1998
t8. LaToya Presberry	63	North Carolina / Oct. 14, 1995
t8. Holly Schneider	63	Virginia / Oct. 27, 1995
t11. Deanna Bosschaert	62	Duke / Nov. 22, 1992
t11. Holly Schneider	62	Georgia Tech / Nov. 22, 1997
t11. Luiza Ramos	62	Maryland / Oct. 21, 1994
t14. Holly Schneider	61	Clemson / Oct. 26, 1997
t14. Nicole Walch	61	Louisville / Nov. 15, 2015
t14. Luiza Ramos	61	Maryland / Nov. 18, 1994
t14. LaToya Presberry	61	North Carolina / Oct. 13, 1995

## Attack Percentage

<min. 10 Total Attacks>

Player	Pct. (K-E-TA)	Opponent / Date
1. Mira Djuric	.917	North Carolina / Nov. 23, 2007

t2. Eric Bunch	.800	(11-0-12) NC State / Nov. 11, 2001
t2. Kiara Wright	.800	(20-0-25) Syracuse / Nov. 23, 2014
t4. Susan Hawks	.769	(12-0-15) NC State / Sept. 27, 1997
t4. Ashley Neff	.769	(10-0-13) Wake Forest / Sept. 28, 2012
t6. Lauren Scott	.750	(10-0-13) NC State / Nov. 18, 2005
t6. Sarah Burrington	.750	(9-0-12) Georgia Tech / Nov. 29, 2013
t8. Susan Hawks	.727	(9-0-12) Wake Forest / Nov. 15, 1997
t8. Brianna Barry	.727	(8-0-11) Virginia / Sept. 27, 2009
t10. Norisha Campbell	.722	(9-0-11) Maryland / Oct. 2, 2001
t10. Sareea Freeman	.722	(14-1-18) Duke / Sept. 30, 2012
t12. Aisha Thornton	.721	(14-1-18) Wake Forest / Oct. 24, 1998
t13. Brianna Barry	.714	(15-0-21) Maryland / Sept. 22, 2006
t14. Ashley Neff	.711	(10-0-14) Maryland / Oct. 11, 2013
t15. Elise Walch	.706	(8-0-11) Miami / Sept. 14, 2011
		(12-0-17)

## Assists

Player	No.	Opponent / Date
1. Jennifer Anderson	87	Clemson / Nov. 22, 2002
2. Fiona Bolten	81	NC State / Nov. 21, 1997
3. Fiona Bolten	75	North Carolina / Oct. 31, 1997
4. Sherry Cowling	74	Duke / Nov. 22, 1992
5. Jennifer Anderson	71	Clemson / Oct. 5, 2002
t6. Fiona Bolten	70	Clemson / Nov. 1, 1998
t6. Maureen McCarthy	70	Clemson / Nov. 16, 1995
t6. Kensy Zulueta	70	NC State / Oct. 19, 1996
t9. Jennifer McCall	68	Duke / Oct. 20, 1991
t9. Jennifer Anderson	68	Georgia Tech / Oct. 6, 2002
11. Jessica Skower	67	North Carolina / Nov. 13, 2004
t12. Jessica Skower	66	Clemson / Oct. 30, 2004
t12. Sherry Cowling	66	Maryland / Nov. 11, 1992
t12. Fiona Bolten	66	North Carolina / Nov. 8, 1998



# MATCH-BY-MATCH LEADERS (ALL-TIME/ACC)

- t12. Jessica Skower 66 North Carolina / Oct. 15, 2004
- t12. Fiona Bolten 66 Wake Forest / Oct. 2, 1998

- t4. Nicole Walch 4 Miami / Oct. 5, 2014

## Service Aces

Player	No.	Opponent / Date
1. Sarah Griffin	7	Boston College / Oct. 28, 2005
t2. Mira Djuric	6	Duke / Sept. 28, 2007
t2. Deanna Bosschaert	6	Georgia Tech / Nov. 10, 1991
t2. Luiza Ramos	6	Maryland / Oct. 16, 1993
t2. Cassie McLaughlin	6	NC State / Nov. 1, 2003
t2. Visnja Djurdjevic	6	North Carolina / Nov. 6, 2011
t2. Valerie Broussard	6	North Carolina / Oct. 13, 1995
t2. Zrinka Tomic	6	North Carolina / Oct. 6, 2006
t2. Kristin Frye	6	Virginia / Nov. 3, 2002
t2. Jackie BonSalle	6	Virginia Tech / Nov. 12, 2006
t2. Amanda Santos	6	Virginia Tech / Oct. 22, 2004
<i>16 tied with</i>		
t12. Nicole Walch	5	Clemson / Nov. 2, 2014

*Last Time:*

## Digs

Player	No.	Opponent / Date
1. Summer Weissing	37	NC State / Nov. 17, 2006
t2. Summer Weissing	35	Duke / Nov. 3, 2007
t2. Ashlee Moon	35	North Carolina / Oct. 17, 2008
t2. Luiza Ramos	35	Virginia / Nov. 5, 1994
5. Katie Mosher	34	Miami / Oct. 5, 2014
6. Summer Weissing	32	North Carolina / Nov. 13, 2004
7. Ashlee Moon	30	Clemson / Nov. 14, 2008
t8. Franci Rard	29	Clemson / Nov. 20, 1993
t8. Ashlee Moon	29	Miami / Sept. 19, 2008
t8. Katie Mosher	29	Wake Forest / Oct. 2, 2011
t8. Summer Weissing	28	Clemson / Oct. 2, 2005
t8. Luiza Ramos	28	Duke / Oct. 20, 1991
t8. Luiza Ramos	28	Georgia Tech / Oct. 17, 1992
t8. Katie Mosher	28	Miami / Nov. 13, 2013
t8. Summer Weissing	28	North Carolina / Nov. 20, 2005

## Solo Blocks

Player	No.	Opponent / Date
1. Amanda Santos	7	Maryland / Nov. 14, 2003
t2. Aisha Carr	5	Maryland / Nov. 14, 2003
t2. Bianca Stevens	5	Maryland / Oct. 18, 1991
<i>21 tied with</i>		
<i>4</i>		

*Last Time:*

## Assisted Blocks

Player	No.	Opponent / Date
1. Ashley Neff	13	Georgia Tech / Sept. 1, 2012
2. Ashley Neff	12	NC State / Oct. 9, 2011
3. Sarah Burrington	12	North Carolina / Nov. 1, 2013
t4. Lauren Young	11	NC State / Oct. 1, 2010
t4. Ashley Neff	11	North Carolina / Nov. 1, 2013
t4. Ashley Neff	11	North Carolina / Oct. 7, 2011
t4. Marija Milosavljevic	11	Wake Forest / Oct. 2, 2011
t4. Jordana Price	11	Wake Forest / Sept. 25, 2008
t9. Sarah Burrington	10	Duke / Oct. 25, 2013
t9. Sarah Burrington	10	Georgia Tech / Nov. 25, 2015
t9. Mercedes Vaughn	10	Georgia Tech / Nov. 25, 2015
t9. Jordana Price	10	Georgia Tech / Oct. 2, 2009
t9. Izzy Carmona	10	North Carolina / Nov. 1, 2013
t9. Vicki Zinkil	10	North Carolina / Nov. 13, 1993
t9. Sarah Burrington	10	Pittsburgh / Oct. 24, 2014
t9. Kiara Wright	10	Pittsburgh / Oct. 24, 2014



# ALL-TIME PLAYER STATISTICS (FRESHMEN)

Player	Year	Sets	K	K/S	AE	TA	Attack Pct.	Asts.	Ast/Set	SA	SE	SA/S	RE	D	D/Set	SB	AB	TB	B/S	BE
ANDERSON, Jennifer	2000	70	56	0.80	18	151	.252	880	12.57	10	7	0.14	0	129	1.84	2	36	38	0.54	1
ANTHONY, Nikki	2003	109	276	2.53	197	763	.104	6	0.06	2	5	0.02	16	86	0.79	12	26	38	0.35	5
ARNOLD, Laura	1994	101	3	0.03	2	16	.063	12	0.12	2	4	0.02	22	105	1.04	0	0	0	0.00	2
BAKER, Nikki	2006	20	1	0.05	3	10	-.200	124	6.20	6	8	0.30	0	13	0.65	1	3	4	0.20	2
BARRY, Brianna	2006	111	280	2.52	102	547	.325	17	0.15	0	0	0.00	0	32	0.29	11	98	109	0.98	21
BELVIN, Caitlin	2006	22	1	0.05	0	1	1.000	9	0.41	0	4	0.00	7	22	1.00	0	0	0	0.00	0
BIRKHOLZ, Shelly	1982	53	--	--	29	174	.138	--	--	11	8	--	6	3	--	3	18	21	--	2
BonSALLE, Jackie	2006	65	157	2.42	81	451	.169	1	0.02	9	14	0.14	0	30	0.46	3	18	21	0.32	2
BRITT, Kim	1984	65	26	0.40	12	74	.189	473	7.28	14	--	0.22	0	102	1.57	1	17	18	0.28	--
BRONSON, Amy	1988	103	155	1.50	39	404	.287	23	0.22	12	28	0.12	19	109	1.06	14	84	98	0.95	24
BROUSSARD, Valerie	1993	120	218	1.82	92	567	.222	30	0.25	26	61	0.22	5	244	2.03	19	83	102	0.85	26
BROWN, Julie	1979	68	--	--	--	318	.003	3	--	--	4	--	--	4	--	--	--	--	--	69
BUNCH, Erica	1999	102	244	2.39	145	829	.119	9	0.09	20	36	0.20	42	198	1.94	7	26	33	0.32	19
BURKERT, Brianne	2015	121	3	0.02	3	17	.000	611	5.05	27	28	0.22	1	203	1.68	0	2	2	0.02	1
BYRD, Brittany	2006	6	1	0.17	0	2	.500	0	0.00	0	0	0.00	0	2	0.33	0	0	0	0.00	0
CARMONA, Izzy	2013	85	168	1.98	55	414	.273	2	0.02	0	0	0.00	0	19	0.22	4	67	71	0.84	12
CARR, Aisha	2001	16	114	0.88	15	61	-.016	2	0.12	1	5	0.06	2	17	1.06	1	5	6	0.38	1
CICHY, Jennifer	1990	11	0	0.00	1	2	.500	1	0.09	0	0	0.00	1	12	1.09	0	0	0	0.00	0
CIRACO, Adria	1991	41	6	0.15	3	17	.176	1	0.02	5	13	0.12	6	32	0.78	0	4	4	0.10	3
CRAWFORD, Kim	2003	4	0	0.00	0	0	.000	0	0.00	0	0	0.00	0	2	0.50	0	0	0	0.00	0
CROSS, Alica	1979	128	--	--	--	394	.190	7	--	--	7	--	--	35	--	--	--	--	--	189
CUMIN, Brandi	1990	43	2	0.05	5	14	.214	37	0.86	2	7	0.05	10	35	0.81	0	2	2	0.05	0
DADOWSKI, Caroline	2012	11	0	0.00	0	0	.000	2	0.18	1	1	0.09	1	6	0.55	0	0	0	0.00	0
DADOWSKI, Laura	2012	76	0	0.00	0	0	.000	3	0.04	8	4	0.11	1	37	0.49	0	0	0	0.00	0
DENBOW, Ashley	2002	6	4	0.67	3	10	.100	0	0.00	1	1	0.17	1	1	0.17	0	0	0	0.00	0
DIAMOND, Patty	1993	33	7	0.21	4	21	.143	140	4.24	7	9	0.21	1	42	1.27	0	3	3	0.09	1
Courtney Dipert	1996	79	1	0.01	3	9	-.222	0	0.00	7	9	0.09	7	105	1.33	0	1	1	0.01	0
DRZEWIECKI, Alliya	2008	3	0	0.00	1	1	-1.000	0	0.00	0	0	0.00	1	11	3.67	0	0	0	0.00	0
DUDLEY, Drew	2008	26	0	0.00	0	0	.000	4	0.15	5	3	0.19	4	25	0.96	0	0	0	0.00	0
DUZCELER, Duygu	2009	127	17	0.13	6	50	.220	683	5.38	41	32	0.32	1	123	0.97	0	0	0	0.00	5
FORSTEN, Carol	1981	131	272	2.08	--	693	.261	--	0.00	--	--	0.00	--	47	0.36	7	62	69	0.53	15
FREEMAN, Sareea	2009	26	28	1.08	6	44	.500	0	0.00	0	0	0.00	0	1	0.04	3	18	21	0.81	3
FRYE, Kristin	1999	42	62	1.48	37	179	.140	24	0.57	10	15	0.24	26	77	1.83	1	27	28	0.67	5
FULLHART, Lynne	1985	120	255	2.13	144	543	.204	18	0.15	48	90	0.40	46	225	1.88	14	55	69	0.58	--
GASPADAREK, Nancy	1986	133	143	1.08	51	481	.191	1216	9.14	35	13	0.26	0	364	2.74	3	60	63	0.47	35
GREEN, Mara	2012	64	90	1.41	40	236	.212	2	0.03	4	5	0.06	0	34	0.53	2	50	52	0.81	4
GRIFFIN, Sarah	2003	97	170	1.75	99	548	.130	12	0.12	25	29	0.26	43	166	1.71	4	21	25	0.26	2
HAMILTON, Martha	1999	0	0	0.00	0	0	.000	0	0.00	0	0	0.00	0	0	0.00	0	0	0	0.00	0
HARRIS, Valene	1985	54	31	0.57	9	96	.229	6	0.11	6	8	0.11	6	32	0.59	4	8	12	0.22	--
HEMLEPP, Katie	1997	88	209	2.38	92	537	.218	34	0.39	24	48	0.27	20	159	1.81	1	33	34	0.39	4
HIBBARD, Jamie	1999	102	43	0.42	19	119	.202	1125	11.03	18	13	0.18	2	253	2.48	2	25	27	0.26	8
HOUGH, Dawn	1999	61	97	1.59	48	259	.189	11	0.18	13	30	0.21	24	60	0.98	11	31	42	0.69	16
HOUSH, Colette	1983	13	2	0.15	1	4	.250	28	2.15	5	2	0.38	0	8	0.62	0	0	0	0.00	1
JACKSON, Jametta	1984	39	38	0.97	11	76	.355	3	0.08	3	--	0.08	3	17	0.44	3	6	9	0.23	--
JOHNSON, Susan	1994	66	60	0.91	41	198	.096	8	0.12	23	38	0.35	8	72	1.09	4	19	23	0.35	10
JONES, Jennifer	1991	55	2	0.04	1	5	.200	5	0.09	9	16	0.16	0	64	1.16	0	0	0	0.00	0
KALETA, Deanne	1985	117	158	1.35	71	473	.184	59	0.50	17	31	0.15	31	149	1.27	11	45	56	0.48	--
KELLY, Shannon	1987	95	--	--	45	315	.159	77	--	8	21	--	26	174	--	6	77	83	--	8
KRAI, Donna	1982	43	--	--	21	132	.167	--	--	14	4	--	6	4	--	4	8	12	--	6
KUBURA, Milica	2014	91	184	2.02	60	388	.320	3	0.03	0	0	0.00	0	31	0.34	4	59	63	0.69	5
LAGES, Shannon	1980	80	179	2.24	--	365	.360	8	0.10	--	--	0.00	--	12	0.15	6	16	22	0.28	7
LOTARSKI, Catie	1991	53	34	0.64	22	112	.107	1	0.02	7	5	0.13	23	69	1.30	1	12	13	0.25	4
LUKE, Hailey	2013	126	10	0.08	6	35	.114	605	4.80	25	13	0.20	0	175	1.39	0	1	1	0.01	0
MAGOULAS, Maria	1986	135	32	0.24	17	130	.115	15	0.11	23	13	0.17	35	279	2.07	1	21	22	0.16	2
MARRAFFINO, Jennifer	1987	0	--	--	0	1	.000	40	--	1	0	--	0	4	--	0	0	0	--	0
McCALL, Jennifer	1990	117	100	0.85	37	283	.222	893	7.63	34	19	0.29	6	228	1.95	5	62	67	0.57	11
McCARTHY, Maureen	1994	103	65	0.63	27	208	.183	1101	10.69	30	87	0.29	28	200	1.94	3	28	31	0.30	6
McDONALD, Danielle	2004	16	20	1.25	10	58	.172	6	0.38	3	1	0.19	0	12	0.75	1	8	9	0.56	0
McLAUGHLIN, Cassie	2003	122	360	2.95	175	875	.211	68	0.56	44	106	0.36	27	271	2.22	7	74	81	0.66	24
MEYER, Ashley	2001	0	0	0.00	0	0	.000	0	0.00	0	0	0.00	0	0	0.00	0	0	0	0.00	0
MEYER, Debbie	1987	167	--	--	51	176	.660	21	--	4	7	--	39	0	--	7	3	10	--	0
MONEYMAKER, Stacy	1983	8	11	1.38	16	39	-.128	1	0.13	1	0	0.13	1	1	0.13	0	4	4	0.50	1
MORGAN, Rachael	2008	97	168	1.73	71	542	.179	7	0.07	3	8	0.03	5	76	0.78	6	28	34	0.35	4
MORRIS, Joan	1983	57	82	1.44	42	212	.189	1	0.02	5	3	0.09	7	21	0.37	10	14	24	0.42	8
MOSHER, Katie	2010	4	8	2.00	4	21	.190	1	0.25	1	1	0.25	1	10	2.50	0	2	2	0.50	1
MUENSTERMAN, Gina	1985	10	4	0.40	6	17	-.117	2	0.20	2	4	0.20	1	4	0.40	0	2	2	0.20	--
NEFF, Ashley	2010	52	40	0.77	24	126	.127	0	0.00	0	0	0.00	0	6	0.12	10	47	57	1.10	3
NEVILLE, Stephanie	2007	52	90	1.73	46	290	.152	2	0.04	0	6	0.00	7	33	0.63	3	12	15	0.29	1
NIEKAMP, Abby	2008	37	48	1.30	35	164	.079	4	0.11	0	1	0.00	0	14	0.38	3	15	18	0.49	1



# ALL-TIME PLAYER STATISTICS (FRESHMEN)

Player	Year	Sets	K	K/S	AE	TA	Attack Pct.	Asts.	Ast/Set	SA	SE	SA/S	RE	D	D/Set	SB	AB	TB	B/S	BE
OMAR, Kameelah	2001	111	4	0.04	3	26	.038	12	0.11	18	25	0.16	18	177	1.59	0	0	0	0.00	0
ORLOWSKI, Jennifer	2002	66	2	0.03	2	9	.000	4	0.06	3	11	0.05	23	143	2.17	0	1	1	0.02	0
PALGUT, Karyn	1981	132	309	2.34		677	.305		0.00			0.00		30	0.23	8	64	72	0.55	3
PELE, Cerina	2000	78	23	0.29	14	105	.086	33	0.42	15	18	0.19	13	141	1.81	0	4	4	0.05	1
PHILGENCE, Maggie	1987		414	--	128	1006	.284	20	--	21	16	--	19	162	--	20	93	113	--	15
PLATTNER, Julie	1986	105	135	1.29	55	397	.202	38	0.36	23	22	0.22	28	246	2.34	3	51	54	0.51	9
PREOCANIN, Sonia	1993	7	4	0.57	6	15	-.133	1	0.14	3	1	0.43	3	2	0.29	0	2	2	0.29	1
PRESBERRY, LaTOYA	1995	100	333	3.33	165	935	.180	8	0.08	15	30	0.15	44	279	2.79	4	40	44	0.44	4
RAMOS, Luiza	1991	111	371	3.34	213	889	.177	44	0.40	31	57	0.28	30	419	3.77	10	30	40	0.36	8
RARD, Marci	1987		2	--	4	14	-.142	0	--	1	0	--	1	1	--	3	2	5	--	3
REECE, Gabrielle	1987		178	--	79	425	.233	3	--	1	9	--	4	43	--	43	132	175	--	23
RICHARDSON, Lauren	2007	57	123	2.16	69	358	.151	5	0.09	8	20	0.14	8	56	0.98	1	14	15	0.26	3
RICKERTSEN, Sarah	1995	87	15	0.17	15	68	.000	22	0.25	5	9	0.06	21	150	1.72	0	8	8	0.09	1
RIVERA, Gabrielle	2005	72	102	1.42	54	266	.180	4	0.06	14	36	0.19	1	43	0.60	9	57	66	0.92	12
ROMANELLI, Jenna	2007	47	0	0.00	0	1	.000	5	0.11	8	16	0.17	15	48	1.02	0	0	0	0.00	0
ROSENTHAL, Lauren	2007	54	26	0.48	13	86	.151	467	8.65	13	16	0.24	0	65	1.20	1	14	15	0.28	1
ROYSTER-CROCKETT, Mari	2005	59	131	2.22	76	398	.138	10	0.17	10	21	0.17	5	85	1.44	6	10	16	0.27	2
RUST, Kristen	2002	17	31	1.82	24	85	.082	1	0.06	3	1	0.18	1	19	1.12	0	3	3	0.18	0
SANDERS, Marie	1980	116	27	0.23		44	.480	565	4.87			0.00		40	0.34	3	16	19	0.16	7
SCHNEIDER, Holly	1995	109	411	3.77	174	1035	.229	20	0.18	29	65	0.27	32	303	2.78	4	34	38	0.35	4
SEVILLANO, Alex	1999	64	42	0.66	43	160	-.006	3	0.05	5	8	0.08	10	61	0.95	1	6	7	0.11	1
SKOWER, Jessica	2003	105	55	0.52	21	171	.199	604	5.75	1	8	0.01	0	29	0.28	5	65	70	0.67	11
SMITH, Sherry	1984	51	79	1.55	41	219	.173	7	0.14	20		0.39	18	55	1.08	3	21	24	0.47	
SORENSEN, Heidi	1994	1	0	0.00	0	0	.000	0	0.00	0	1	0.00	0	0	0.00	0	0	0	0.00	1
STEVENS, Bianca	1989	6	3	0.50	2	9	.111	1	0.17	0	2	0.00	0	7	1.17	0	1	1	0.17	3
SUMMER, Sally	1980	130	150	1.15		296	.400	25	0.19			0.00		37	0.28	1	18	19	0.15	6
SUTCLIFFE, Marybeth	1987		31	--	19	103	.120	19	--	34	23	--	13	223	--	2	14	16	--	3
THORNTON, Aisha	1996	104	317	3.05	130	709	.264	3	0.03	4	22	0.04	1	49	0.47	40	80	120	1.15	27
TOBOLSKI, Marianne	1985	119	218	1.83	81	651	.210	30	0.25	20	56	0.17	26	163	1.37	45	89	134	1.13	
TODD, Julie	1984	107	275	2.57	141	595	.225	31	0.29	33		0.31	30	148	1.38	9	94	103	0.96	
VISSER, Tara	1999	13	5	0.38	2	7	.429	65	5.00	1	2	0.08	1	15	1.15	0	2	2	0.15	0
WALCH, Nicole	2012	46	73	1.59	42	209	.148	2	0.04	2	13	0.04	3	37	0.80	1	19	20	0.43	2
WALKER, Lauren	2004	3	1	0.33	0	1	1.000	0	0.00	0	0	0.00	0	2	0.67	0	0	0	0.00	0
WALKER, Twanna	1985	4	3	0.75	3	10	.000	0	0.00	1	0	0.25	1	3	0.75	0	0	0	0.00	
WARMAN, Lisa	1981	1	2	2.00		3	.333		0.00			0.00		0	0.00	0	0	0	0.00	0
WEISSING, Summer	2004	109	3	0.03	0	8	.375	22	0.20	28	35	0.26	29	399	3.66	0	0	0	0.00	0
WERRICK, Jennifer	1997	51	175	3.43	86	454	.196	3	0.06	10	16	0.20	12	168	3.29	1	18	19	0.37	0
WESSEL, Malorie	2006	84	210	2.50	107	490	.210	27	0.32	43	69	0.51	7	108	1.29	2	20	22	0.26	6
WICKSTROM, Sarah	2011	129	9	0.07	4	39	.128	642	4.98	20	16	0.16	0	217	1.68	0	0	0	0.00	0
WILSON, Taylor	2007	8	0	0.00	0	0	.000	0	0.00	0	1	0.00	0	6	0.75	0	0	0	0.00	0
WOIE, Cecile	2014	47	0	0.00	0	0	.000	1	0.02	2	8	0.04	0	8	0.17	0	0	0	0.00	0
YILDIRIM, Fatma	2009	124	232	1.87	86	638	.229	23	0.19	23	33	0.19	20	344	2.77	4	35	39	0.31	8
YOUNG, Jackie	1981	2	0	0.00	0	0	.000		0.00			0.00		0	0.00	0	0	0	0.00	0
YOUNG, Lauren	2006	2	2	1.00	1	4	.250	0	0.00	0	0	0.00	0	0	0.00	0	1	1	0.50	0
ZINKIL, Vicki	1989	100	157	1.57	80	433	.177	11	0.11	19	22	0.19	38	106	1.06	41	127	168	1.68	11
ZUBER, Courtney	2009	17	0	0.00	0	0	.000	1	0.06	0	3	0.00	2	9	0.53	0	0	0	0.00	0
Kensy Zulueta	1996	91	59	0.65	24	196	.179	802	8.81	24	35	0.26	2	164	1.80	1	22	23	0.25	5

<Note: The list includes all Florida State freshmen volleyball players since the 1979 season.>



# SEASON STATISTICAL LEADERS (FRESHMEN)

## Sets Played

No.	Player	Season	Total
1.	Maria Magoulas	1986	135
2.	Nancy Gaspardarek	1986	133
3.	Karyn Palgut	1981	132
4.	Carol Forsten	1981	131
5.	Sally Summer	1980	130
6.	Sarah Wickstrom	2011	129
7.	Duygu Duzceler	2009	127
8.	Hailey Luke	2013	126
9.	Fatma Yildirim	2009	124
10.	Cassie McLaughlin	2003	122
11.	Brianne Burkert	2015	121
t12.	Valerie Broussard	1993	120
t12.	Lynne Fullhart	1985	120
14.	Marianne Tobolski	1985	119
t15.	Jennifer McCall	1990	117
t15.	Deanne Kaleta	1985	117

## Kills

No.	Player	Season	Total
1.	Maggie Philgence	1987	414
2.	Holly Schneider	1995	411
3.	Luiza Ramos	1991	371
4.	Cassie McLaughlin	2003	360
5.	LaToya Preberry	1995	333
6.	Aisha Thornton	1996	317
7.	Karyn Palgut	1981	309
8.	Brianna Barry	2006	280
9.	Nikki Anthony	2003	276
10.	Julie Todd	1984	275
11.	Carol Forsten	1981	272
12.	Lynne Fullhart	1985	255
13.	Erica Bunch	1999	244
14.	Fatma Yildirim	2009	232
t15.	Valerie Broussard	1993	218
t15.	Marianne Tobolski	1985	218

## Kills/Set (min. 50 sets)

No.	Player	Season	Sets	K	K/Set
1.	Holly Schneider	1995	109	411	3.77
2.	Jennifer Werrick	1997	51	175	3.43
3.	Luiza Ramos	1991	111	371	3.34
4.	LaToya Preberry	1995	100	333	3.33
5.	Aisha Thornton	1996	104	317	3.05
6.	Cassie McLaughlin	2003	122	360	2.95
7.	Julie Todd	1984	107	275	2.57

8.	Nikki Anthony	2003	109	276	2.53
9.	Brianna Barry	2006	111	280	2.52
10.	Malorie Wessel	2006	84	210	2.50
11.	BonSALLE, Jackie	2006	65	157	2.42
12.	Erica Bunch	1999	102	244	2.39
13.	HEMLEPP, Katie	1997	88	209	2.38
14.	Karyn Palgut	1981	132	309	2.34
15.	Shannon Lages	1980	80	179	2.24

## Total Attacks

No.	Player	Season	Total
1.	Holly Schneider	1995	1035
2.	Maggie Philgence	1987	1006
3.	LaToya Preberry	1995	935
4.	Luiza Ramos	1991	889
5.	Cassie McLaughlin	2003	875
6.	Erica Bunch	1999	829
7.	Nikki Anthony	2003	763
8.	Aisha Thornton	1996	709
9.	Carol Forsten	1981	693
10.	Karyn Palgut	1981	677
11.	Marianne Tobolski	1985	651
12.	Fatma Yildirim	2009	638
13.	Julie Todd	1984	595
14.	Valerie Broussard	1993	567
15.	Sarah Griffin	2003	548

## Attack Percentage (min. 100 total attacks)

No.	Player	Season	Sets	Kills-Errors-TA	Pct.
1.	Debbie Meyer	1987	--	167-51-176	.660
2.	Sally Summer	1980	130	150-NA-296	.400
3.	Shannon Lages	1980	80	179-NA-365	.360
4.	Brianna Barry	2006	111	280-102-547	.325
5.	Milica Kubura	2014	91	184-60-388	.320
6.	Karyn Palgut	1981	132	309-NA-677	.305
7.	Amy Bronson	1988	103	155-39-404	.287
8.	Maggie Philgence	1987	--	414-218-1006	.284
9.	Izzy Carmona	2013	85	168-55-414	.273
10.	Aisha Thornton	1996	104	317-130-709	.264
11.	Carol Forsten	1981	131	272-NA-693	.261
12.	Jennifer Anderson	2000	70	56-18-151	.252
13.	Gabrielle Reece	1987	--	179-79-425	.233
t14.	Fatma Yildirim	2009	124	232-86-638	.229
t14.	Holly Schneider	1995	109	411-174-1035	.229



# SEASON STATISTICAL LEADERS (FRESHMEN)

## Assists

No.	Player	Season	Total
1.	Nancy Gaspadarek	1986	1216
2.	Jamie Hibbard	1999	1125
3.	Maureen McCarthy	1994	1101
4.	Jennifer McCall	1990	893
5.	Jennifer Anderson	2000	880
6.	Kensy Zulueta	1996	802
7.	Duygu Duzceler	2009	683
8.	Sarah Wickstrom	2011	642
9.	Brianne Burkert	2015	611
10.	Hailey Luke	2013	605
11.	Jessica Skower	2003	604
12.	Marie Sanders	1980	565
13.	Kim Britt	1984	473
14.	Lauren Rosenthal	2007	467
15.	Patty Diamond	1993	140

## Assists/Set (min. 50 sets)

No.	Player	Season	Sets	A	A/Set
1.	Jennifer Anderson	2000	70	880	12.57
2.	Jamie Hibbard	1999	102	1125	11.03
3.	Maureen McCarthy	1994	103	1101	10.69
4.	Nancy Gaspadarek	1986	133	1216	9.14
5.	Kensy Zulueta	1996	91	802	8.81
6.	Lauren Rosenthal	2007	54	467	8.65
7.	Jennifer McCall	1990	117	893	7.63
8.	Kim Britt	1984	65	473	7.28
9.	Jessica Skower	2003	105	604	5.75
10.	Duygu Duzceler	2009	127	683	5.38
11.	Brianne Burkert	2015	121	611	5.05
12.	Sarah Wickstrom	2011	129	642	4.98
13.	Marie Sanders	1980	116	565	4.87
14.	Hailey Luke	2013	126	605	4.80
15.	Cassie McLaughlin	2003	122	68	0.56

## Service Aces

No.	Player	Season	Total
1.	Lynne Fullhart	1985	48
2.	Cassie McLaughlin	2003	44
3.	Malorie Wessel	2006	43
4.	Duygu Duzceler	2009	41
5.	Nancy Gaspadarek	1986	35
t6.	Jennifer McCall	1990	34
t6.	Marybeth Sutcliffe	1987	34
8.	Julie Todd	1984	33
9.	Luiza Ramos	1991	31

10.	Maureen McCarthy	1994	30
11.	Holly Schneider	1995	29
12.	Summer Weissing	2004	28
13.	Brianne Burkert	2015	27
14.	Valerie Broussard	1993	26
t15.	Hailey Luke	2013	25
t15.	Sarah Griffin	2003	25

## Service Aces Per Set (min. 50 sets)

Player	Season	Sets	SA	SA/Set	
1.	Malorie Wessel	2006	84	43	0.51
2.	Lynne Fullhart	1985	120	48	0.40
3.	Sherry Smith	1984	51	20	0.39
4.	Cassie McLaughlin	2003	122	44	0.36
5.	Susan Johnson	1994	66	23	0.35
6.	Duygu Duzceler	2009	127	41	0.32
7.	Julie Todd	1984	107	33	0.31
t8.	Maureen McCarthy	1994	103	30	0.29
t8.	Jennifer McCall	1990	117	34	0.29
10.	Luiza Ramos	1991	111	31	0.28
t11.	Katie Hemlepp	1997	88	24	0.27
t11.	Holly Schneider	1995	109	29	0.27
t13.	Summer Weissing	2004	109	28	0.26
t13.	Sarah Griffin	2003	97	25	0.26
t13.	Kensy Zulueta	1996	91	24	0.26
t13.	Nancy Gaspadarek	1986	133	35	0.26

## Digs

No.	Player	Season	Total
1.	Luiza Ramos	1991	419
2.	Summer Weissing	2004	399
3.	Nancy Gaspadarek	1986	364
4.	Fatma Yildirim	2009	344
5.	Holly Schneider	1995	303
t6.	LaToya Preberry	1995	279
t6.	Maria Magoulas	1986	279
8.	Cassie McLaughlin	2003	271
9.	Jamie Hibbard	1999	253
10.	Julie Plattner	1986	246
11.	Valerie Broussard	1993	244
12.	Jennifer McCall	1990	228
13.	Lynne Fullhart	1985	225
14.	Marybeth Sutcliffe	1987	223
15.	Sarah Wickstrom	2011	217



# SEASON STATISTICAL LEADERS (FRESHMEN)

## Digs Per Set (min. 50 sets)

	Player	Season	Sets	D	D/Set
1.	Luiza Ramos	1991	111	419	3.77
2.	Summer Weissing	2004	109	399	3.66
3.	Jennifer Werrick	1997	51	168	3.29
4.	LaToya Preberry	1995	100	279	2.79
5.	Holly Schneider	1995	109	303	2.78
6.	Fatma Yildirim	2009	124	344	2.77
7.	Nancy Gaspardarek	1986	133	364	2.74
8.	Jamie Hibbard	1999	102	253	2.48
9.	Julie Plattner	1986	105	246	2.34
10.	Cassie McLaughlin	2003	122	271	2.22
11.	Jennifer Orlowski	2002	66	143	2.17
12.	Maria Magoulas	1986	135	279	2.07
13.	Valerie Broussard	1993	120	244	2.03
14.	Jennifer McCall	1990	117	228	1.95
t15.	Erica Bunch	1999	102	198	1.94
t15.	Maureen McCarthy	1994	103	200	1.94

## Solo Blocks

No.	Player	Season	Total
1.	Marianne Tobolski	1985	45
2.	Gabrielle Reece	1987	43
3.	Vicki Zinkil	1989	41
4.	Aisha Thornton	1996	40
5.	Maggie Philgence	1987	20
6.	Valerie Broussard	1993	19
t7.	Amy Bronson	1988	14
t7.	Lynne Fullhart	1985	14
9.	Nikki Anthony	2003	12
t10.	Brianna Barry	2006	11
t10.	Dawn Hough	1999	11
t10.	Deanne Kaleta	1985	11
t13.	Luiza Ramos	1991	10
t13.	Ashley Neff	2010	10
t13.	Joan Morris	1983	10

## Assisted Blocks

No.	Player	Season	Total
1.	Gabrielle Reece	1987	132
2.	Vicki Zinkil	1989	127
3.	Brianna Barry	2006	98
4.	Julie Todd	1984	94
5.	Maggie Philgence	1987	93
6.	Marianne Tobolski	1985	89
7.	Amy Bronson	1988	84
8.	Valerie Broussard	1993	83

9.	Aisha Thornton	1996	80
10.	Shannon Kelly	1987	77
11.	Cassie McLaughlin	2003	74
12.	Izzy Carmona	2013	67
13.	Jessica Skower	2003	65
14.	Karyn Palgut	1981	64
t15.	Jennifer McCall	1990	62
t15.	Carol Forsten	1981	62

## Total Blocks

No.	Player	Season	Total
1.	Gabrielle Reece	1987	175
2.	Vicki Zinkil	1989	168
3.	Marianne Tobolski	1985	134
4.	Aisha Thornton	1996	120
5.	Maggie Philgence	1987	113
6.	Brianna Barry	2006	109
7.	Julie Todd	1984	103
8.	Valerie Broussard	1993	102
9.	Amy Bronson	1988	98
10.	Shannon Kelly	1987	83
11.	Cassie McLaughlin	2003	81
12.	Karyn Palgut	1981	72
13.	Izzy Carmona	2013	71
14.	Jessica Skower	2003	70
t15.	Lynne Fullhart	1985	69
t15.	Carol Forsten	1981	69

## Blocks Per Set (min. 50 total blocks)

No.	Player	Season	Sets	S-A-TB	B/Set
1.	Vicki Zinkil	1989	100	41-127-168	1.68
2.	Aisha Thornton	1996	104	40-80-120	1.15
3.	Marianne Tobolski	1985	119	45-89-134	1.13
4.	Ashley Neff	2010	52	10-47-57	1.10
5.	Brianna Barry	2006	111	11-98-109	0.98
6.	Julie Todd	1984	107	9-94-103	0.96
7.	Amy Bronson	1988	103	14-84-98	0.95
8.	Gabrielle Rivera	2005	72	9-57-66	0.92
9.	Valerie Broussard	1993	120	19-83-102	0.85
10.	Izzy Carmona	2013	85	4-67-71	0.84
11.	Mara Green	2012	64	2-50-52	0.81
12.	Milica Kubura	2014	91	4-59-63	0.69
13.	Jessica Skower	2003	105	5-65-70	0.67
14.	Cassie McLaughlin	2003	122	7-74-81	0.66
15.	Lynne Fullhart	1985	120	14-55-59	0.58





# ALL-TIME PLAYER STATISTICS (RALLY)

Player	Year	Sets	K	K/S	AE	TA	Attack Pct.	Asts.	Ast/Set	SA	SE	SA/S	RE	D	D/Set	SB	AB	TB	B/S	BE	BHE
ADAMS, Carly	2002	3	0	0.00	1	2	-0.500	3	1.00	0	2	0.00	0	1	0.33	0	0	0	0.00	0	0
<b>AMBROSE, Christina</b>	<b>2015</b>	<b>18</b>	<b>21</b>	<b>1.17</b>	<b>9</b>	<b>60</b>	<b>0.200</b>	<b>0</b>	<b>0.00</b>	<b>0</b>	<b>1</b>	<b>0.00</b>	<b>4</b>	<b>10</b>	<b>0.56</b>	<b>0</b>	<b>2</b>	<b>2</b>	<b>0.11</b>	<b>1</b>	<b>0</b>
ANDERSON, Jennifer	2001-03	360	92	0.26	55	305	0.121	4027	11.19	65	75	0.18	3	656	1.82	7	97	104	0.29	14	94
ANTHONY, Nikki	2003-04	207	501	2.42	311	1365	0.139	12	0.06	4	8	0.02	19	181	0.87	21	63	84	0.41	10	1
BAKER, Nikki	2006-09	335	80	0.24	40	275	0.145	2949	8.80	50	88	0.15	1	593	1.77	4	87	91	0.27	30	54
BARRY, Brianna	2006-09	422	1128	2.67	315	2204	0.369	41	0.10	11	14	0.03	5	151	0.36	72	321	393	0.93	74	6
BELVIN, Caitlin	2006	22	1	0.05	0	1	1.000	9	0.41	0	4	0.00	7	22	1.00	0	0	0	0.00	0	2
BIGGERS, Trenesha	2002	13	19	1.46	10	45	0.200	0	0.00	2	12	0.15	0	1	0.08	2	9	11	0.85	4	3
BLOOMGREN, Chrissy	2001	46	10	0.22	5	39	0.128	0	0.00	4	3	0.09	2	39	0.85	0	1	1	0.02	0	1
BonSALLE, Jackie	2006-07	107	252	2.36	126	705	0.179	4	0.04	10	19	0.09	2	46	0.43	3	26	29	0.27	2	0
BUNCH, Erica	2001-02	221	754	3.41	308	1869	0.239	24	0.11	18	31	0.08	26	372	1.68	8	100	108	0.49	25	12
<b>BURKERT, Brianne</b>	<b>2015-pres.</b>	<b>121</b>	<b>3</b>	<b>0.02</b>	<b>3</b>	<b>17</b>	<b>0.000</b>	<b>611</b>	<b>5.05</b>	<b>27</b>	<b>28</b>	<b>0.22</b>	<b>1</b>	<b>203</b>	<b>1.68</b>	<b>0</b>	<b>2</b>	<b>2</b>	<b>0.02</b>	<b>1</b>	<b>22</b>
BURRINGTON, Sarah	2013-15	364	709	1.95	157	1496	0.369	22	0.06	24	35	0.07	1	114	0.31	48	446	494	1.36	36	2
BYRD, Brittany	2006	6	1	0.17	0	2	0.500	0	0.00	0	0	0.00	0	2	0.33	0	0	0	0.00	0	1
CAMPBELL, Norisha	2001	111	488	4.40	136	961	0.366	5	0.05	4	4	0.04	4	28	0.25	28	111	139	1.25	28	1
CARMONA, Izzy	2013	85	168	1.98	55	414	0.273	2	0.02	0	0	0.00	0	19	0.22	4	67	71	0.84	12	0
CARR, Aisha	2001-04	368	963	2.62	332	1938	0.326	23	0.06	39	90	0.11	8	205	0.56	75	305	380	1.03	58	16
CLINE, Cathy	2002-03	11	0	0.00	2	3	0.667	1	0.09	0	3	0.00	2	13	1.18	0	1	1	0.09	0	0
CRAWFORD, Kim	2003-06	80	0	0.00	1	3	-0.333	13	0.16	4	14	0.05	27	129	1.61	0	0	0	0.00	0	2
CURTISS, Lindsay	2003	24	0	0.00	0	2	0.000	1	0.04	1	7	0.04	5	14	0.58	0	0	0	0.00	0	2
DADOWSKI, Caroline	2012-15	38	0	0.00	0	0	0.000	5	0.13	1	7	0.03	4	12	0.32	0	0	0	0.00	0	0
DADOWSKI, Laura	2012-15	239	0	0.00	0	2	0.000	19	0.08	31	28	0.13	3	101	0.42	0	0	0	0.00	0	1
DAVIS, Aurora	2013	1	0	0.00	0	0	0.000	0	0.00	0	1	0.00	0	0	0.00	0	0	0	0.00	0	0
DENBOW, Ashley	2002	6	4	0.67	3	10	0.100	0	0.00	1	1	0.17	1	1	0.17	0	0	0	0.00	0	0
DJURJEVIC, Visnja	2010-11	244	764	3.13	244	2074	0.251	75	0.31	69	53	0.28	61	778	3.19	15	111	126	0.52	10	5
DJURIC, Mira	2007, 09	236	739	3.13	341	1640	0.243	84	0.36	149	217	0.63	33	357	1.51	9	122	131	0.56	22	8
DRZEWIECKI, Alliya	2008	3	0	0.00	1	1	-1.000	0	0.00	0	0	0.00	1	11	3.67	0	0	0	0.00	0	0
DUDLEY, Drew	2008-09	28	0	0.00	0	0	0.000	4	0.14	6	3	0.21	4	27	0.96	0	0	0	0.00	0	0
DUZCELER, Duygu	2009-12	500	135	0.27	30	314	0.334	2915	5.83	135	82	0.27	2	719	1.44	0	1	1	0.00	11	29
FIGUEIREDO, Patricia	2010	130	15	0.12	8	46	0.152	619	4.76	25	12	0.19	0	163	1.25	0	1	1	0.01	3	15
FREEMAN, Sareea	2009-12	372	666	1.79	187	1345	0.356	12	0.03	0	0	0.00	2	53	0.14	52	341	393	1.06	54	0
FRYE, Kristin	2001-02	240	721	3.00	300	1631	0.258	139	0.58	69	151	0.29	60	542	2.26	2	161	163	0.68	23	11
<b>GREEN, Mara</b>	<b>2012-13, 15-pres.</b>	<b>148</b>	<b>204</b>	<b>1.38</b>	<b>83</b>	<b>511</b>	<b>0.237</b>	<b>6</b>	<b>0.04</b>	<b>8</b>	<b>11</b>	<b>0.05</b>	<b>0</b>	<b>80</b>	<b>0.54</b>	<b>6</b>	<b>116</b>	<b>122</b>	<b>0.82</b>	<b>14</b>	<b>0</b>
GRIFFIN, Sarah	2003-06	428	664	1.55	342	1979	0.163	118	0.28	139	182	0.32	167	816	1.91	15	168	183	0.43	25	12
HAUER, Karlie	2014-15	122	137	1.12	49	435	0.202	12	0.10	4	5	0.03	7	102	0.84	0	68	68	0.56	12	1
HILL, Renee	2003-04	121	98	0.81	56	307	0.134	76	0.63	3	27	0.02	22	235	1.94	1	18	19	0.16	4	6
<b>HORTON, Katie</b>	<b>2014-pres.</b>	<b>235</b>	<b>534</b>	<b>2.27</b>	<b>188</b>	<b>1478</b>	<b>0.234</b>	<b>36</b>	<b>0.15</b>	<b>37</b>	<b>65</b>	<b>0.16</b>	<b>56</b>	<b>587</b>	<b>2.50</b>	<b>12</b>	<b>117</b>	<b>129</b>	<b>0.55</b>	<b>5</b>	<b>3</b>
HOUGH, Dawn	2001-02	187	412	2.20	146	927	0.287	8	0.04	38	61	0.20	4	97	0.52	44	166	210	1.12	18	4
ISRAEL, Karyn	2014-15	35	0	0.00	0	0	0.000	9	0.26	1	6	0.03	1	18	0.51	0	0	0	0.00	0	0
<b>KEIL, Melanie</b>	<b>2015-pres.</b>	<b>116</b>	<b>132</b>	<b>1.14</b>	<b>40</b>	<b>319</b>	<b>0.288</b>	<b>18</b>	<b>0.16</b>	<b>6</b>	<b>15</b>	<b>0.05</b>	<b>0</b>	<b>45</b>	<b>0.39</b>	<b>11</b>	<b>137</b>	<b>148</b>	<b>1.28</b>	<b>4</b>	<b>1</b>
<b>KUBURA, Milica</b>	<b>2014-pres.</b>	<b>210</b>	<b>465</b>	<b>2.21</b>	<b>164</b>	<b>1031</b>	<b>0.292</b>	<b>10</b>	<b>0.05</b>	<b>0</b>	<b>0</b>	<b>0.00</b>	<b>1</b>	<b>83</b>	<b>0.40</b>	<b>8</b>	<b>124</b>	<b>132</b>	<b>0.63</b>	<b>9</b>	<b>2</b>
<b>LUKE, Hailey</b>	<b>2013-pres.</b>	<b>372</b>	<b>32</b>	<b>0.09</b>	<b>11</b>	<b>101</b>	<b>0.208</b>	<b>2001</b>	<b>5.38</b>	<b>60</b>	<b>32</b>	<b>0.16</b>	<b>0</b>	<b>554</b>	<b>1.49</b>	<b>0</b>	<b>6</b>	<b>6</b>	<b>0.02</b>	<b>1</b>	<b>65</b>
McDONALD, Danielle	2004	16	20	1.25	10	58	0.172	6	0.38	3	1	0.19	0	12	0.75	1	8	9	0.56	0	0
McLAUGHLIN, Cassie	2003-04	182	479	2.63	240	1173	0.204	94	0.52	60	144	0.33	36	369	2.03	7	94	101	0.55	29	16
MEDIC, Olivera	2012-13	231	463	2.00	187	1307	0.211	45	0.19	47	54	0.20	58	723	3.13	7	87	94	0.41	12	3
MEYER, Ashley	2001-04	28	38	1.36	7	76	0.408	2	0.07	2	11	0.07	0	5	0.18	3	17	20	0.71	4	0
MIKESKY, Leah	2013	47	71	1.51	41	212	0.142	3	0.06	8	10	0.17	5	77	1.64	2	18	20	0.43	2	0
MILOSAVLJEVIC, Marija	2010-12	182	276	1.52	107	801	0.211	10	0.05	13	21	0.07	1	56	0.31	4	139	143	0.79	8	1
MOON, Ashlee	2007-08	206	6	0.03	8	31	-0.065	46	0.22	62	74	0.30	64	670	3.25	0	0	0	0.00	1	0
MORGAN, Rachael	2008-11	443	857	1.93	305	2443	0.226	37	0.08	56	74	0.13	33	437	0.99	24	278	302	0.68	18	2
MOSHER, Katie	2010-14	488	26	0.05	13	110	0.118	405	0.83	56	74	0.11	87	2133	4.37	0	2	2	0.00	1	4
NEFF, Ashley	2010-13	418	727	1.74	201	1584	0.332	16	0.04	0	0	0.00	0	75	0.18	87	525	612	1.46	33	0
NEVILLE, Stephanie	2007-10	415	957	2.31	312	2416	0.267	45	0.11	6	14	0.01	14	212	0.51	11	223	234	0.56	10	9
NIEKAMP, Abby	2008	37	48	1.30	35	164	0.079	4	0.11	0	1	0.00	0	14	0.38	3	15	18	0.49	1	0
OMAR, Kameelah	2001-03	327	9	0.03	10	70	-0.014	38	0.12	43	81	0.13	67	535	1.64	0	1	1	0.00	0	5
ORLOWSKI, Jennifer	2002	66	2	0.03	2	9	0.000	4	0.06	3	11	0.05	23	143	2.17	0	1	1	0.02	0	4
PELE, Cerina	2000-03	414	49	0.12	30	237	0.080	96	0.23	26	40	0.06	67	894	2.16	0	10	10	0.02	12	30
PERRSON, Marie																					



# ALL-TIME PLAYER STATISTICS (RALLY)

Player	Year	Sets	K	K/S	AE	TA	Attack Pct.	Asts.	Ast./Set	SA	SE	SA/S	RE	D	D/Set	SB	AB	TB	B/S	BE	BHE
SAUNIER, Kacey	2015	2	0	0.00	0	0	0.000	0	0.00	0	1	0.00	0	4	2.00	0	0	0	0.00	0	0
SAXTON, Amanda	2010-11	2	0	0.00	0	0	0.000	0	0.00	0	0	0.00	0	0	0.00	0	0	0	0.00	0	0
SCOTT, Lauren	2004-05	122	257	2.11	130	612	0.208	8	0.07	4	22	0.03	1	48	0.39	12	116	128	1.05	20	2
SEVILLANO, Alex	2001-02	242	804	3.32	339	1963	0.237	23	0.10	100	107	0.41	59	615	2.54	7	81	88	0.36	3	5
SKOWER, Jessica	2003-06	432	470	1.09	167	1220	0.248	2991	6.92	78	129	0.18	37	449	1.04	33	282	315	0.73	53	105
STEPANOVA, Jekaterina	2010-11	232	694	2.99	247	1929	0.232	47	0.20	24	45	0.10	74	603	2.60	9	85	94	0.41	22	1
THOMPSON, Makini	2005-07	328	1067	3.25	358	2802	0.253	23	0.07	16	28	0.05	25	204	0.62	46	115	161	0.49	18	4
TOMIC, Zrinka	2005-06	166	144	0.87	38	332	0.319	1583	9.54	51	37	0.31	0	514	3.10	3	58	61	0.37	9	96
VAUGHN, Mercedes	2014-15	217	367	1.69	156	927	0.228	7	0.03	0	0	0.00	0	91	0.42	11	181	192	0.88	20	1
WALCH, Elise	2011-13	298	700	2.35	232	1665	0.281	11	0.04	3	5	0.01	2	106	0.36	5	177	182	0.61	19	0
WALCH, Nicole	2012-15	413	1466	3.55	547	3569	0.257	43	0.10	93	125	0.23	145	944	2.29	26	185	211	0.51	15	9
WALKER, Lauren	2004-06	57	2	0.04	0	2	1.000	4	0.07	2	2	0.04	7	63	1.11	0	0	0	0.00	0	2
WEISSING, Summer	2004-07	441	10	0.02	3	53	0.132	134	0.30	87	144	0.20	118	1847	4.19	0	0	0	0.00	0	3
WESSEL, Malorie	2006-07	156	213	1.37	115	517	0.190	32	0.21	67	131	0.43	26	214	1.37	2	20	22	0.14	6	7
WICKSTROM, Sarah	2011-14	489	17	0.03	11	79	0.076	2915	5.96	93	66	0.19	0	841	1.72	0	0	0	0.00	8	54
WILSON, Taylor	2007-10	262	7	0.03	3	22	0.181	54	0.21	27	18	0.10	35	308	1.18	0	1	1	0.00	0	5
<b>WOIE, Cecillie</b>	<b>2014-pres.</b>	<b>166</b>	<b>2</b>	<b>0.01</b>	<b>3</b>	<b>8</b>	<b>-0.125</b>	<b>108</b>	<b>0.65</b>	<b>15</b>	<b>20</b>	<b>0.09</b>	<b>24</b>	<b>420</b>	<b>2.53</b>	<b>0</b>	<b>1</b>	<b>1</b>	<b>0.01</b>	<b>0</b>	<b>0</b>
WRIGHT, Kiara	2014	124	233	1.88	79	448	0.344	3	0.02	0	0	0.00	1	31	0.25	21	127	148	1.19	27	3
YILDIRIM, Fatma	2009-12	318	675	2.12	273	1896	0.212	61	0.19	40	72	0.13	61	798	2.51	9	95	104	0.33	20	4
YOUNG, Lauren	2006-08, 10	197	254	1.29	77	563	0.314	7	0.04	0	0	0.00	1	32	0.16	19	153	172	0.87	16	1
ZUBER, Courtney	2009-10	23	1	0.04	0	1	1.000	1	0.04	2	3	0.09	2	12	0.52	0	0	0	0.00	0	0

<Note: The list includes all Florida State freshmen volleyball players since rally scoring began prior to the start of the 2001 season.>

\* - note current players are in bold/italics



# TEAM STATISTICS (RALLY)

## Sets Played

No.	Season	SP
1.	2002	131
2.	2010	130
3.	2011	129
4.	2009	127
5.	2013	126
6.	2014	124
7.	2003	123
8.	2015	122
9.	2005	116
10.	2012	114
11.	2008	111
12.	2006	111
13.	2001	111
14.	2007	110
15.	2004	109

## Kills

No.	Season	Kills
1.	2002	1992
2.	2011	1802
3.	2003	1795
4.	2013	1757
5.	2009	1746
6.	2014	1734
7.	2006	1734
8.	2004	1714
9.	2010	1705
10.	2001	1689
11.	2005	1663
12.	2015	1654
13.	2007	1646
14.	2012	1608
15.	2008	1460

## Kills/Set

No.	Season	SP	Kills	Kills/Set
1.	2004	109	1714	15.72
2.	2006	111	1734	15.62
3.	2001	111	1689	15.22
4.	2002	131	1992	15.21
5.	2007	110	1646	14.96
6.	2003	123	1795	14.59
7.	2005	116	1663	14.34
8.	2012	114	1608	14.11
9.	2014	124	1734	13.98
10.	2011	129	1802	13.97

11.	2013	126	1757	13.94
12.	2009	127	1746	13.75
13.	2015	122	1654	13.56
14.	2008	111	1460	13.15
15.	2010	130	1705	13.12

## Total Attacks

No.	Season	Total Attacks
1.	2011	4754
2.	2002	4612
3.	2003	4592
4.	2005	4546
5.	2010	4467
6.	2013	4304
7.	2004	4178
8.	2001	4138
9.	2006	4115
10.	2015	4113
11.	2007	4106
12.	2014	4092
13.	2009	4038
14.	2012	3927
15.	2008	3849

## Attack Percentage

No.	Season	SP	K-E-T	Attack Pct.
1.	2009	127	1746-536-4038	.300
2.	2012	114	1608-526-3927	.276
3.	2014	124	1734-607-4092	.275
4.	2015	122	1654-559-4113	.266
5.	2013	126	1757-610-4304	.266
6.	2006	111	1734-640-4115	.266
7.	2011	129	1802-569-4754	.259
8.	2002	131	1992-801-4612	.258
9.	2001	111	1689-669-4138	.246
10.	2010	130	1705-632-4467	.240
11.	2008	111	1460-542-3849	.239
12.	2004	109	1714-722-4178	.237
13.	2007	110	1646-699-4106	.231
14.	2003	123	1795-878-4592	.200
15.	2005	116	1663-775-4546	.195

## Assists

No.	Season	Assists
1.	2002	1869
2.	2003	1671
3.	2013	1635
4.	2014	1625



# TEAM STATISTICS (RALLY)

5.	2011	1625
6.	2009	1600
7.	2006	1592
8.	2004	1572
9.	2010	1560
10.	2015	1546
11.	2001	1541
12.	2005	1510
13.	2007	1503
14.	2012	1476
15.	2008	1348

### Assists/Set

No.	Season	SP	Assists	Assists/Set
1.	2004	109	1572	14.42
2.	2006	111	1592	14.34
3.	2002	131	1869	14.27
4.	2001	111	1541	13.88
5.	2007	110	1503	13.66
6.	2003	123	1671	13.59
7.	2014	124	1625	13.10
8.	2005	116	1510	13.02
9.	2013	126	1635	12.98
10.	2012	114	1476	12.95
11.	2015	122	1546	12.67
12.	2011	129	1625	12.60
13.	2009	127	1600	12.60
14.	2008	111	1348	12.14
15.	2010	130	1560	12.00

### Service Aces

No.	Season	Service Aces
1.	2007	226
2.	2006	225
3.	2009	186
4.	2002	186
5.	2001	181
6.	2005	169
7.	2004	164
8.	2003	158
9.	2013	146
10.	2014	144
11.	2008	141
12.	2010	137
13.	2015	129
14.	2012	122
15.	2011	121

### Service Aces/Set

No.	Season	SP	Service Aces	Service Aces/Set
1.	2007	110	226	2.05
2.	2006	111	225	2.03
3.	2001	111	181	1.63
4.	2004	109	164	1.50
5.	2009	127	186	1.46
6.	2005	116	169	1.46
7.	2002	131	186	1.42
8.	2003	123	158	1.28
9.	2008	111	141	1.27
10.	2014	124	144	1.16
11.	2013	126	146	1.16
12.	2012	114	122	1.07
13.	2015	122	129	1.06
14.	2010	130	137	1.05
15.	2011	129	121	0.94

### Digs

No.	Season	Digs
1.	2011	2070
2.	2013	1874
3.	2010	1791
4.	2005	1738
5.	2015	1728
6.	2014	1727
7.	2012	1705
8.	2008	1681
9.	2004	1662
10.	2003	1659
11.	2009	1626
12.	2002	1612
13.	2006	1573
14.	2001	1564
15.	2007	1483

### Digs/Set

No.	Season	SP	Digs	Digs/Set
1.	2011	129	2070	16.05
2.	2004	109	1662	15.25
3.	2008	111	1681	15.14
4.	2005	116	1738	14.98
5.	2012	114	1705	14.96
6.	2013	126	1874	14.87
7.	2006	111	1573	14.17
8.	2015	122	1728	14.16
9.	2001	111	1564	14.09
10.	2014	124	1727	13.93



# TEAM STATISTICS (RALLY)

11.	2010	130	1791	13.78
12.	2003	123	1659	13.49
13.	2007	110	1483	13.48
14.	2009	127	1626	12.80
15.	2002	131	1612	12.31

## Solo Blocks

<u>No.</u>	<u>Season</u>	<u>Solo Blocks</u>
1.	2003	103
2.	2005	89
3.	2004	86
4.	2002	70
5.	2008	69
6.	2012	66
7.	2009	66
8.	2014	63
9.	2011	63
10.	2013	61
11.	2001	61
12.	2015	53
13.	2006	52
14.	2007	51
15.	2010	42

## Assisted Blocks

<u>No.</u>	<u>Season</u>	<u>Assisted Blocks</u>
1.	2011	644
2.	2015	634
3.	2014	588
4.	2013	572
5.	2010	546
6.	2012	497
7.	2009	493
8.	2002	464
9.	2005	452
10.	2004	439
11.	2003	438
12.	2001	432
13.	2006	402
14.	2008	376
15.	2007	334

## Total Blocks

<u>No.</u>	<u>Season</u>	<u>Total Blocks</u>
1.	2011	385
2.	2015	370
3.	2014	357
4.	2013	347

5.	2003	322
6.	2010	315
7.	2005	315
8.	2012	314.5
9.	2009	312.5
10.	2004	305.5
11.	2002	302
12.	2001	277
13.	2008	257
14.	2006	253
15.	2007	218

## Blocks/Set

<u>No.</u>	<u>Season</u>	<u>SP</u>	<u>Solo-Ast.-Total</u>	<u>Blocks/Set</u>
1.	2015	122	53-634-370	3.03
2.	2011	129	63-644-385	2.98
3.	2014	124	63-588-357	2.88
4.	2004	109	86-439-305.5	2.80
5.	2012	114	66-497-314.5	2.76
6.	2013	126	61-572-347	2.75
7.	2005	116	89-452-315	2.72
8.	2003	123	103-438-322	2.62
9.	2001	111	61-432-277	2.50
10.	2009	127	66-493-312.5	2.46
11.	2010	130	42-546-315	2.42
12.	2008	111	69-376-257	2.32
13.	2002	131	70-464-302	2.31
14.	2006	111	52-402-253	2.28
15.	2007	110	51-334-218	1.98



# CAREER STATISTICAL LEADERS (RALLY)

## Sets Played

No.	Player	Season	Total
1.	Duygu Duzceler	2009-12	500
2.	Sarah Wickstrom	2011-14	489
3.	Katie Mosher	2010-14	488
4.	Rachael Morgan	2008-11	443
5.	Summer Weissing	2004-07	441
6.	Jessica Skower	2003-06	432
7.	Sarah Griffin	2003-06	428
8.	Brianna Barry	2006-09	422
9.	Ashley Neff	2010-13	418
10.	Stephanie Neville	2007-10	415
11.	Cerina Pele	2000-03	414
12.	Nicole Walch	2012-15	413
13.	Jenna Romanelli	2007-10	395
t14.	Sareea Freeman	2009-12	372
t14.	Hailey Luke	2013-15	372

## Kills

No.	Player	Season	Total
1.	Nicole Walch	2012-15	1466
2.	Brianna Barry	2006-09	1128
3.	Makini Thompson	2005-07	1067
4.	Kristen Rust	2002-05	1038
5.	Aisha Carr	2001-04	963
6.	Stephanie Neville	2007-10	957
7.	Rachael Morgan	2008-11	857
8.	Alex Sevillano	2001-02	804
9.	Visnja Djurdjevic	2010-11	764
10.	Erica Bunch	2001-02	754
11.	Mira Djuric	2007, 09	739
12.	Ashley Neff	2010-13	727
13.	Kristin Frye	2001-02	721
14.	Sarah Burrington	2013-15	709
15.	Elise Walch	2011-13	700

## Kills/Set

No.	Player	Season	Sets	K	K/Set
1.	Norisha Campbell	2001	111	488	4.40
2.	Nicole Walch	2012-15	413	1466	3.55
3.	Erica Bunch	2001-02	221	754	3.41
4.	Alex Sevillano	2001-02	242	804	3.32
5.	Makini Thompson	2005-07	328	1067	3.25
6.	Kristen Rust	2002-05	331	1038	3.14
t7.	Mira Djuric	2007, 09	236	739	3.13
t7.	Visnja Djurdjevic	2010-11	244	764	3.13
9.	Andreza Santos	2004-05	151	456	3.02
10.	Kristin Frye	2001-02	240	721	3.00

11.	Jekaterina Stepanova	2010-11	232	694	2.99
12.	Brianna Barry	2006-09	422	1128	2.67
13.	Cassie McLaughlin	2003-04	182	479	2.63
14.	Aisha Carr	2001-04	368	963	2.62
15.	Amanda Santos	2003-04	213	543	2.55

## Total Attacks

No.	Player	Season	Total
1.	Nicole Walch	2012-15	3569
2.	Makini Thompson	2005-07	2802
3.	Kristen Rust	2002-05	2685
4.	Rachael Morgan	2008-11	2443
5.	Stephanie Neville	2007-10	2416
6.	Brianna Barry	2006-09	2204
7.	Visnja Djurdjevic	2010-11	2074
8.	Sarah Griffin	2003-06	1979
9.	Alex Sevillano	2001-02	1963
10.	Aisha Carr	2001-04	1938
11.	Jekaterina Stepanova	2010-11	1929
12.	Fatma Yildirim	2009-12	1896
13.	Erica Bunch	2001-02	1869
14.	Elise Walch	2011-13	1665
15.	Mira Djuric	2007, 09	1640

## Attack Percentage (min. 500 total attacks)

No.	Player	Season	Sets	Kills-Errors-TA	Pct.
1.	Brianna Barry	2006-09	422	1128-315-2204	.369
1.	Sarah Burrington	2013-15	364	709-157-1496	.369
3.	Norisha Campbell	2001	111	488-136-961	.366
4.	Sareea Freeman	2009-12	372	666-187-1345	.356
5.	Ashley Neff	2010-13	418	727-201-1584	.332
6.	Amanda Santos	2003-04	213	543-174-1119	.330
7.	Aisha Carr	2001-04	368	963-332-1938	.326
8.	Lauren Young	2006-08, 10	197	254-77-563	.314
9.	Jordana Price	2007-09	307	686-204-1548	.311
1.	Milica Kubura	2014-15	210	465-164-1031	.292
11.	Dawn Hough	2001-02	187	412-146-927	.287
12.	Elise Walch	2011-13	298	700-232-1665	.281
13.	Andreza Santos	2004-05	151	456-153-1112	.272
14.	Stephanie Neville	2007-10	415	957-312-2416	.267
15.	Kristin Frye	2001-02	240	721-300-1631	.258

## Assists

No.	Player	Season	Total
1.	Jennifer Anderson	2001-03	4027
2.	Jessica Skower	2003-06	2991
3.	Nikki Baker	2006-09	2949



# CAREER STATISTICAL LEADERS (RALLY)

4.	Duygu Duzceler	2009-12	2915
5.	Sarah Wickstrom	2011-14	2915
6.	Hailey Luke	2013-15	2001
7.	Zrinka Tomic	2005-06	1583
8.	Patricia Figueiredo	2010	619
9.	Brianne Burkert	2015	611
10.	Lauren Rosenthal	2007	467
11.	Katie Mosher	2010-14	405
12.	Jenna Romanelli	2007-10	172
13.	Kristin Frye	2001-02	139
14.	Summer Weissing	2004-07	134
15.	Sarah Griffin	2003-06	118

## Assists/Set (min. 100 sets)

No.	Player	Season	Sets	A	A/Set
1.	Jennifer Anderson	2001-03	360	4027	11.19
2.	Zrinka Tomic	2005-06	166	1583	9.54
3.	Nikki Baker	2006-09	335	2949	8.80
4.	Jessica Skower	2003-06	432	2991	6.92
5.	Sarah Wickstrom	2011-14	489	2915	5.96
6.	Duygu Duzceler	2009-12	500	2915	5.83
7.	Hailey Luke	2013-15	372	2001	5.38
8.	Brianne Burkert	2015	121	611	5.05
9.	Patricia Figueiredo	2010	130	619	4.76
10.	Katie Mosher	2010-14	488	405	0.83
11.	Cecilie Woie	2014-15	166	108	0.65
12.	Renee Hill	2003-04	121	76	0.63
13.	Kristin Frye	2001-02	240	139	0.58
14.	Cassie McLaughlin	2003-04	182	94	0.52
15.	Jenna Romanelli	2007-10	395	172	0.44

## Service Aces

No.	Player	Season	Total
1.	Mira Djuric	2007, 09	149
2.	Sarah Griffin	2003-06	139
3.	Duygu Duzceler	2009-12	135
4.	Alex Sevillano	2001-02	100
t15.	Nicole Walch	2012-15	93
t15.	Sarah Wickstrom	2011-14	93
7.	Summer Weissing	2004-07	87
8.	Kristen Rust	2002-05	83
9.	Jessica Skower	2003-06	78
t10.	Visnja Djurdjevic	2010-11	69
t10.	Kristin Frye	2001-02	69
12.	Malorie Wessel	2006-07	67
13.	Jennifer Anderson	2001-03	65
14.	Ashlee Moon	2007-08	62
t15.	Hailey Luke	2013-15	60

t15.	Cassie McLaughlin	2003-04	60
------	-------------------	---------	----

## Service Aces Per Set (min. 50 sets)

	Player	Season	Sets	SA	SA/Set
1.	Mira Djuric	2007, 09	236	149	0.63
2.	Malorie Wessel	2006-07	156	67	0.43
3.	Alex Sevillano	2001-02	242	100	0.41
4.	Cassie McLaughlin	2003-04	182	60	0.33
5.	Sarah Griffin	2003-06	428	139	0.32
6.	Zrinka Tomic	2005-06	166	51	0.31
7.	Ashlee Moon	2007-08	206	62	0.30
8.	Kristin Frye	2001-02	240	69	0.29
9.	Visnja Djurdjevic	2010-11	244	69	0.28
10.	Duygu Duzceler	2009-12	500	135	0.27
11.	Kristen Rust	2002-05	331	83	0.25
12.	Lauren Rosenthal	2007	54	13	0.24
13.	Alex Plummer	2006	107	25	0.23
14.	Nicole Walch	2012-15	413	93	0.23
15.	Brianne Burkert	2015	121	27	0.22

## Digs

No.	Player	Season	Total
1.	Katie Mosher	2010-14	2133
2.	Summer Weissing	2004-07	1847
3.	Jenna Romanelli	2007-10	1197
4.	Nicole Walch	2012-15	944
5.	Cerina Pele	2000-03	894
6.	Sarah Wickstrom	2011-14	841
7.	Sarah Griffin	2003-06	816
8.	Fatma Yildirim	2009-12	798
9.	Visnja Djurdjevic	2010-11	778
10.	Kristen Rust	2002-05	762
11.	Olivera Medic	2012-13	723
12.	Duygu Duzceler	2009-12	719
13.	Ashlee Moon	2007-08	670
14.	Jennifer Anderson	2001-03	656
15.	Alex Sevillano	2001-02	615

## Digs Per Set (min. 50 sets)

	Player	Season	Sets	D	D/Set
1.	Katie Mosher	2010-14	488	2133	4.37
2.	Summer Weissing	2004-07	441	1847	4.19
3.	Ashlee Moon	2007-08	206	670	3.25
4.	Visnja Djurdjevic	2010-11	244	778	3.19
5.	Olivera Medic	2012-13	231	723	3.13



# CAREER STATISTICAL LEADERS (RALLY)

6.	Zrinka Tomic	2005-06	166	514	3.10
7.	Jenna Romanelli	2007-10	395	1197	3.03
8.	Jekaterina Stepanova	2010-11	232	603	2.60
9.	Alex Sevillano	2001-02	242	615	2.54
10.	Cecilie Woie	2014-15	166	420	2.53
11.	Fatma Yildirim	2009-12	318	798	2.51
12.	Katie Horton	2014-15	235	587	2.50
13.	Kristen Rust	2002-05	331	762	2.30
14.	Nicole Walch	2012-15	413	944	2.29
15.	Kristin Frye	2001-02	240	542	2.26

## Solo Blocks

No.	Player	Season	Total
1.	Ashley Neff	2010-13	87
2.	Aisha Carr	2001-04	75
3.	Brianna Barry	2006-09	72
4.	Amanda Santos	2003-04	60
5.	Sareea Freeman	2009-12	52
6.	Sarah Burrington	2013-15	48
7.	Makini Thompson	2005-07	46
8.	Dawn Hough	2001-02	44
9.	Jordana Price	2007-09	41
10.	Jessica Skower	2003-06	33
11.	Kristen Rust	2002-05	30
12.	Norisha Campbell	2001	28
13.	Nicole Walch	2012-15	26
14.	Rachael Morgan	2008-11	24
115.	Nikki Anthony	2003-04	21
115.	Andreza Santos	2004-05	21
115.	Kiara Wright	2014	21

## Assisted Blocks

No.	Player	Season	Total
1.	Ashley Neff	2010-13	525
2.	Sarah Burrington	2013-15	446
3.	Sareea Freeman	2009-12	341
4.	Brianna Barry	2006-09	321
5.	Jordana Price	2007-09	306
6.	Aisha Carr	2001-04	305
7.	Jessica Skower	2003-06	282
8.	Rachael Morgan	2008-11	278
9.	Amanda Santos	2003-04	224
10.	Stephanie Neville	2007-10	223
11.	Nicole Walch	2012-15	185
12.	Mercedes Vaughn	2014-15	181
13.	Elise Walch	2011-13	177
14.	Sarah Griffin	2003-06	168
15.	Dawn Hough	2001-02	166

## Total Blocks

No.	Player	Season	Total
1.	Ashley Neff	2010-13	612
2.	Sarah Burrington	2013-15	494
3.	Brianna Barry	2006-09	393
4.	Sareea Freeman	2009-12	393
5.	Aisha Carr	2001-04	380
6.	Jordana Price	2007-09	347
7.	Jessica Skower	2003-06	315
8.	Rachael Morgan	2008-11	302
9.	Amanda Santos	2003-04	284
10.	Stephanie Neville	2007-10	234
11.	Nicole Walch	2012-15	211
12.	Dawn Hough	2001-02	210
13.	Mercedes Vaughn	2014-15	192
14.	Sarah Griffin	2003-06	183
15.	Elise Walch	2011-13	182

## Blocks Per Set

No.	Player	Season	Sets	S-A-TB	B/Set
1.	Ashley Neff	2010-13	418	87-525-612	1.46
2.	Sarah Burrington	2013-15	364	48-446-494	1.36
3.	Amanda Santos	2003-04	213	60-224-284	1.33
4.	Melanie Keil	2015	116	11-137-148	1.28
5.	Norisha Campbell	2001	111	28-111-139	1.25
6.	Kiara Wright	2014	124	21-127-148	1.19
7.	Jordana Price	2007-09	307	41-306-347	1.13
8.	Dawn Hough	2001-02	187	44-166-210	1.12
19.	Elizabeth Pound	2001	53	9-47-56	1.06
19.	Sareea Freeman	2009-12	372	52-341-393	1.06
11.	Lauren Scott	2004-05	122	12-116-128	1.05
12.	Aisha Carr	2001-04	368	75-305-380	1.03
13.	Brianna Barry	2006-09	422	72-321-393	0.93
14.	Gabrielle Rivera	2005	72	9-57-66	0.92
15.	Mercedes Vaughn	2014-15	217	11-181-192	0.88





# SEASON STATISTICAL LEADERS (RALLY)

## Sets Played

No.	Player	Season	Total
t1.	Jennifer Anderson	2002	131
t1.	Kristin Frye	2002	131
t1.	Alex Sevillano	2002	131
t4.	Duygu Duzceler	2010	130
t4.	Patricia Figueiredo	2010	130
t4.	Stephanie Neville	2010	130
t7.	Duygu Duzceler	2011	129
t7.	Rachael Morgan	2011	129
t7.	Katie Mosher	2011	129
t7.	Sarah Wickstrom	2011	129
t7.	Jenna Romanelli	2010	129
12.	Jekaterina Stepanova	2011	128
t13.	Ashley Neff	2011	127
t13.	Nikki Baker	2009	127
t13.	Duygu Duzceler	2009	127

## Kills

No.	Player	Season	Total
1.	Norisha Campbell	2001	488
2.	Nicole Walch	2014	487
3.	Kristin Frye	2002	469
4.	Nicole Walch	2015	459
5.	Erica Bunch	2002	452
6.	Nicole Walch	2013	447
7.	Makini Thompson	2006	423
8.	Jekaterina Stepanova	2011	421
9.	Alex Sevillano	2002	420
10.	Mira Djuric	2007	419
11.	Visnja Djurdjevic	2010	410
12.	Kristen Rust	2004	388
13.	Alex Sevillano	2001	384
14.	Cassie McLaughlin	2003	360
15.	Andreza Santos	2005	356

## Kills/Set (min. 50 sets)

No.	Player	Season	Sets	K	K/Set
1.	Norisha Campbell	2001	111	488	4.40
2.	Nicole Walch	2014	122	487	3.99
3.	Makini Thompson	2006	107	423	3.95
4.	Nicole Walch	2015	120	459	3.83
5.	Mira Djuric	2007	110	419	3.81
6.	Kristen Rust	2004	102	388	3.80
7.	Erica Bunch	2002	125	452	3.62
8.	Kristin Frye	2002	131	469	3.58
9.	Nicole Walch	2013	125	447	3.58

10.	Alex Sevillano	2001	111	384	3.46
11.	Visnja Djurdjevic	2010	120	410	3.42
12.	Andreza Santos	2005	106	356	3.36
13.	Makini Thompson	2007	106	349	3.29
14.	Jekaterina Stepanova	2011	128	421	3.29
15.	Alex Sevillano	2002	131	420	3.21

## Total Attacks

No.	Player	Season	Total
t1.	Nicole Walch	2015	1144
t1.	Nicole Walch	2014	1144
3.	Jekaterina Stepanova	2011	1106
4.	Nicole Walch	2013	1072
5.	Erica Bunch	2002	1071
6.	Visnja Djurdjevic	2011	1042
7.	Visnja Djurdjevic	2010	1032
8.	Makini Thompson	2006	1005
9.	Kristin Frye	2002	986
10.	Alex Sevillano	2001	986
11.	Alex Sevillano	2002	977
12.	Makini Thompson	2007	969
t13.	Kristen Rust	2004	961
t13.	Norisha Campbell	2001	961
15.	Lauren Richardson	2008	958

## Attack Percentage (min. 100 total attacks)

No.	Player	Season	Sets	Kills-Error-TA	Pct.
1.	Brianna Barry	2009	116	289-42-502	.492
2.	Sareea Freeman	2012	114	268-55-486	.438
3.	Sarah Burrington	2014	124	260-47-525	.406
4.	Ashley Neff	2012	114	248-51-518	.380
5.	Norisha Campbell	2001	111	488-136-961	.366
6.	Amanda Santos	2004	109	319-87-638	.364
7.	Ashley Neff	2013	125	225-60-456	.362
8.	Sarah Burrington	2015	116	223-53-477	.356
9.	Jordana Price	2009	123	275-64-595	.355
10.	Brianna Barry	2008	87	246-65-518	.349
11.	Kiara Wright	2014	124	233-79-448	.344
12.	Sarah Burrington	2013	124	226-57-494	.342
13.	Duygu Duzceler	2011	129	56-14-124	.339
14.	Lauren Young	2008	45	73-20-157	.338
15.	Sareea Freeman	2011	125	225-64-484	.333

## Assists

No.	Player	Season	Total
1.	Jennifer Anderson	2002	1734
2.	Jennifer Anderson	2001	1401



# SEASON STATISTICAL LEADERS (RALLY)

3.	Jessica Skower	2004	1349
4.	Nikki Baker	2008	1209
5.	Zrinka Tomic	2006	1201
6.	Jessica Skower	2005	954
7.	Jennifer Anderson	2003	892
8.	Nikki Baker	2007	870
9.	Sarah Wickstrom	2013	854
10.	Duygu Duzceler	2011	787
11.	Sarah Wickstrom	2014	780
12.	Duygu Duzceler	2010	763
13.	Nikki Baker	2009	746
14.	Hailey Luke	2015	729
15.	Duygu Duzceler	2009	683

## Assists/Set

No.	Player	Season	Sets	A	A/Set
1.	Jennifer Anderson	2002	131	1734	13.24
2.	Jessica Skower	2004	106	1349	12.73
3.	Jennifer Anderson	2001	111	1401	12.62
4.	Zrinka Tomic	2006	104	1201	11.55
5.	Nikki Baker	2007	77	870	11.30
6.	Nikki Baker	2008	111	1209	10.89
7.	Lauren Rosenthal	2007	54	467	8.65
8.	Jessica Skower	2005	113	954	8.44
9.	Jennifer Anderson	2003	118	892	7.56
10.	Sarah Wickstrom	2013	126	854	6.78
11.	Sarah Wickstrom	2014	120	780	6.50
12.	Nikki Baker	2006	20	124	6.20
13.	Zrinka Tomic	2005	62	382	6.16
14.	Duygu Duzceler	2011	129	787	6.10
t15.	Duygu Duzceler	2012	114	682	5.98
t15.	Hailey Luke	2015	122	729	5.98

## Service Aces

No.	Player	Season	Total
1.	Mira Djuric	2007	80
2.	Mira Djuric	2009	69
3.	Alex Sevillano	2002	59
t4.	Sarah Griffin	2005	49
t4.	Kristin Frye	2001	49
t6.	Sarah Griffin	2006	44
t6.	Cassie McLaughlin	2003	44
8.	Malorie Wessel	2006	43
t9.	Duygu Duzceler	2009	41
t9.	Alex Sevillano	2001	41
11.	Zrinka Tomic	2006	39
12.	Ashlee Moon	2007	38
13.	Visnja Djurdjevic	2010	36
t14.	Nicole Walch	2014	35

t14.	Duygu Duzceler	2010	35
------	----------------	------	----

## Service Aces/Set (min. 50 sets)

No.	Player	Season	Sets	SA	SA/Set
1.	Mira Djuric	2007	110	80	0.73
2.	Mira Djuric	2009	126	69	0.55
3.	Malorie Wessel	2006	84	43	0.51
4.	Alex Sevillano	2002	131	59	0.45
5.	Kristin Frye	2001	109	49	0.45
6.	Sarah Griffin	2005	116	49	0.42
7.	Sarah Griffin	2006	111	44	0.40
8.	Zrinka Tomic	2006	104	39	0.38
9.	Alex Sevillano	2001	111	41	0.37
10.	Cassie McLaughlin	2003	122	44	0.36
11.	Ashlee Moon	2007	109	38	0.35
t12.	Malorie Wessel	2007	72	24	0.33
t12.	Kristen Rust	2004	102	34	0.33
14.	Duygu Duzceler	2009	127	41	0.32
15.	Visnja Djurdjevic	2010	120	36	0.30

## Digs

No.	Player	Season	Total
1.	Katie Mosher	2011	604
2.	Katie Mosher	2014	518
3.	Summer Weissing	2005	513
4.	Jenna Romanelli	2010	507
5.	Katie Mosher	2013	506
6.	Katie Mosher	2012	495
7.	Ashlee Moon	2008	471
8.	Summer Weissing	2007	468
9.	Summer Weissing	2006	467
10.	Zrinka Tomic	2006	424
11.	Visnja Djurdjevic	2011	421
12.	Cecilie Woie	2015	412
13.	Summer Weissing	2004	399
14.	Olivera Medic	2013	386
15.	Jenna Romanelli	2009	381

## Digs/Set (min. 50 sets)

No.	Player	Season	Sets	D	D/Set
1.	Ashlee Moon	2008	97	471	4.86
2.	Katie Mosher	2011	129	604	4.68
3.	Summer Weissing	2005	116	513	4.42
4.	Summer Weissing	2006	106	467	4.41
5.	Katie Mosher	2012	113	495	4.38
6.	Katie Mosher	2013	118	506	4.29



# SEASON STATISTICAL LEADERS (RALLY)

7.	Summer Weissing	2007	110	468	4.25
8.	Katie Mosher	2014	124	518	4.18
9.	Zrinka Tomic	2006	104	424	4.08
10.	Jenna Romanelli	2010	129	507	3.93
11.	Summer Weissing	2004	109	399	3.66
12.	Cecilie Woie	2015	119	412	3.46
13.	Jenna Romanelli	2009	111	381	3.43
14.	Visnja Djurdjevic	2011	124	421	3.40
15.	Olivera Medic	2013	121	386	3.19

## Solo Blocks

No.	Player	Season	Total
1.	Aisha Carr	2003	35
t2.	Amanda Santos	2004	30
t2.	Amanda Santos	2003	30
t4.	Dawn Hough	2002	28
t4.	Norisha Campbell	2001	28
6.	Ashley Neff	2013	27
7.	Ashley Neff	2012	26
8.	Makini Thompson	2005	25
9.	Ashley Neff	2011	24
t10.	Brianna Barry	2009	23
t10.	Aisha Carr	2002	23
12.	Sareea Freeman	2012	22
t13.	Kiara Wright	2014	21
t13.	Brianna Barry	2007	21
15.	Jordana Price	2009	20

## Assisted Blocks

No.	Player	Season	Total
1.	Ashley Neff	2011	173
2.	Sarah Burrington	2014	164
3.	Ashley Neff	2012	158
4.	Sarah Burrington	2015	148
5.	Ashley Neff	2013	147
6.	Jordana Price	2009	141
7.	Sareea Freeman	2011	138
8.	Melanie Keil	2015	137
9.	Sarah Burrington	2013	134
10.	Kiara Wright	2014	127
11.	Amanda Santos	2004	117
12.	Rachael Morgan	2011	116
13.	Aisha Carr	2002	113
14.	Norisha Campbell	2001	111
t15.	Lauren Young	2010	107
t15.	Amanda Santos	2003	107

## Total Blocks

No.	Player	Season	Total
1.	Ashley Neff	2011	197
2.	Ashley Neff	2012	184
3.	Sarah Burrington	2014	178
4.	Ashley Neff	2013	174
5.	Sarah Burrington	2015	167
6.	Jordana Price	2009	161
7.	Sareea Freeman	2011	156
8.	Sarah Burrington	2013	149
t9.	Melanie Keil	2015	148
t9.	Kiara Wright	2014	148
11.	Amanda Santos	2004	147
12.	Norisha Campbell	2001	139
13.	Amanda Santos	2003	137
14.	Aisha Carr	2002	136
15.	Dawn Hough	2002	131

## Blocks Per Set

No.	Player	Season	Sets	S-A-TB	B/Set
1.	Ashley Neff	2012	114	26-158-184	1.61
2.	Ashley Neff	2011	127	24-173-197	1.55
t3.	Sarah Burrington	2015	116	19-148-167	1.44
t3.	Sarah Burrington	2014	124	14-164-178	1.44
5.	Ashley Neff	2013	125	27-147-174	1.39
6.	Amanda Santos	2004	109	30-117-147	1.35
7.	Amanda Santos	2003	104	30-107-137	1.32
8.	Jordana Price	2009	123	20-141-161	1.31
9.	Mara Green	2015	28	2-34-36	1.29
10.	Melanie Keil	2015	116	11-137-148	1.28
11.	Dawn Hough	2001	62	16-63-79	1.27
t12.	Norisha Campbell	2001	111	28-111-139	1.25
t12.	Sareea Freeman	2011	125	18-138-156	1.25
14.	Sarah Burrington	2013	124	15-134-149	1.20
15.	Kiara Wright	2014	124	21-127-148	1.19



# MATCH-BY-MATCH LEADERS (RALLY)

## Kills

Player	No.	Opponent / Date
1. Nicole Walch	31	Duke / Oct. 9, 2015
t2. Norisha Campbell	29	Fresno State / Aug. 31, 2001
t2. Norisha Campbell	29	Maryland / Oct. 20, 2001
t2. Kristen Rust	29	North Carolina / Oct. 15, 2004
t5. Alex Sevillano	28	Miami / Sept. 13, 2002
t5. Erica Bunch	28	Clemson / Nov. 22, 2002
7. Makini Thompson	26	Virginia / Nov. 10, 2006
t8. Mira Djuric	25	North Carolina / Oct. 19, 2007
t8. Visnja Djurdjevic	25	Miami / Nov. 26, 2010
t8. Nicole Walch	25	Clemson / Nov. 2, 2014
t11. Makini Thompson	24	NC State / Nov. 17, 2006
t11. Mira Djuric	24	Duke / Nov. 3, 2007
t11. Makini Thompson	24	Duke / Nov. 3, 2007
t11. Brianna Barry	24	Clemson / Oct. 4, 2009
t11. Nicole Walch	24	Marquette / Sept. 6, 2014
t11. Nicole Walch	24	Pittsburgh / Oct. 24, 2014

## Total Attacks

Player	No.	Opponent / Date
1. Nicole Walch	64	Duke / Oct. 9, 2015
2. Nicole Walch	61	Louisville / Nov. 15, 2015
t3. Norisha Campbell	59	Fresno State / Aug. 31, 2001
t3. Alex Sevillano	59	Fresno State / Aug. 31, 2001
t3. Kristen Rust	59	North Carolina / Oct. 7, 2005
t3. Makini Thompson	59	Duke / Nov. 3, 2007
t3. Nicole Walch	59	Auburn / Sept. 21, 2013
t3. Nicole Walch	59	North Carolina / Oct. 16, 2015
9. Erica Bunch	58	Clemson / Nov. 22, 2002
t10. Visnja Djurdjevic	57	Virginia Tech / Oct. 29, 2010
t10. Jekaterina Stepanova	57	Miami / Nov. 26, 2010
t10. Nicole Walch	57	Louisville / Oct. 10, 2014
t13. Alex Sevillano	56	Miami / Sept. 13, 2002
t13. Andreza Santos	56	Boston College / Oct. 28, 2005
t15. Visnja Djurdjevic	55	Miami / Nov. 26, 2010
t15. Nicole Walch	55	Marquette / Sept. 6, 2014

## Attack Percentage

<min. 10 Total Attacks>

Player	Pct. (K-E-TA)	Opponent / Date
1. Mira Djuric	.917 (11-0-12)	North Carolina / Nov. 23, 2007
t2. Jordana Price	.818 (9-0-11)	Florida A&M / Aug. 29, 2008
t2. Brianna Barry	.818 (9-0-11)	South Dakota State / Sept. 7, 2008

t2. Nicole Walch	.818 (10-1-11)	Central Arkansas / Sept. 13, 2014
t2. Melanie Keil	.818 (9-0-11)	Coastal Carolina / Sept. 11, 2015
t2. Milica Kubura	.818 (9-0-11)	Coastal Carolina / Sept. 11, 2015
t7. Eric Bunch	.800 (20-0-25)	NC State / Nov. 11, 2001
t7. Jordana Price	.800 (8-0-10)	Stetson / Aug. 30, 2008
t7. Kiara Wright	.800 (12-0-15)	Syracuse / Nov. 23, 2014
10. Ashley Neff	.769 (10-0-13)	Wake Forest / Sept. 28, 2012
11. Lauren Scott	.750 (9-0-12)	NC State / Nov. 18, 2005
12. Sarah Burrington	.750 (9-0-12)	Georgia Tech / Nov. 29, 2013
13. Aisha Carr	.733 (11-0-15)	Jacksonville / Sept. 19, 2003
t14. Brianna Barry	.727 (8-0-11)	New Mexico State / Sept. 4, 2009
t14. Brianna Barry	.727 (9-0-11)	Virginia / Sept. 27, 2009

## Assists

Player	No.	Opponent / Date
1. Jennifer Anderson	87	Clemson / Nov. 22, 2002
2. Jessica Skower	72	Houston / Sept. 10, 2005
t3. Jennifer Anderson	71	LSU / Sept. 20, 2002
t3. Jennifer Anderson	71	Clemson / Oct. 5, 2002
5. Jennifer Anderson	68	Georgia Tech / Oct. 6, 2002
t6. Jennifer Anderson	67	Miami / Sept. 13, 2002
t6. Jessica Skower	67	North Carolina / Nov. 13, 2004
t8. Jennifer Anderson	66	Fresno State / Aug. 31, 2001
t8. Jessica Skower	66	North Carolina / Oct. 15, 2004
t8. Jessica Skower	66	Clemson / Oct. 30, 2004
11. Jennifer Anderson	65	Clemson / Sept. 21, 2001
t12. Jennifer Anderson	64	Maryland / Oct. 11, 2002
t12. Jennifer Anderson	64	North Carolina / Oct. 27, 2002
t12. Nikki Baker	64	Wake Forest / Sept. 30, 2007
t15. Jennifer Anderson	63	Maryland / Oct. 20, 2001
t15. Jennifer Anderson	63	Clemson / Nov. 9, 2002
t15. Jessica Skower	63	Virginia / Nov. 5, 2004





# MATCH-BY-MATCH LEADERS (RALLY / ACC)

## Kills

Player	No.	Opponent / Date
1. Nicole Walch	31	Duke / Oct. 9, 2015
t2. Norisha Campbell	29	Maryland / Oct. 20, 2001
t2. Kristen Rust	29	North Carolina / Oct. 15, 2004
4. Makini Thompson	26	Virginia / Nov. 10, 2006
t5. Mira Djuric	25	North Carolina / Oct. 19, 2007
t5. Visnja Djurdjevic	25	Miami / Nov. 26, 2010
t5. Nicole Walch	25	Clemson / Nov. 2, 2014
t8. Makini Thompson	24	NC State / Nov. 17, 2006
t8. Mira Djuric	24	Duke / Nov. 3, 2007
t8. Makini Thompson	24	Duke / Nov. 3, 2007
t8. Brianna Barry	24	Clemson / Oct. 4, 2009
t8. Nicole Walch	24	Pittsburgh / Oct. 24, 2014
t13. Kristen Rust	23	Georgia Tech / Oct. 29, 2004
t13. Makini Thompson	23	Virginia Tech / Oct. 13, 2006
t13. Mira Djuric	23	Virginia / Oct. 27, 2007
t13. Nicole Walch	23	NC State / Oct. 18, 2015

## Total Attacks

Player	No.	Opponent / Date
1. Nicole Walch	64	Duke / Oct. 9, 2015
2. Nicole Walch	61	Louisville / Nov. 15, 2015
t3. Kristen Rust	59	North Carolina / Oct. 7, 2005
t3. Makini Thompson	59	Duke / Nov. 3, 2007
t3. Nicole Walch	59	North Carolina / Oct. 16, 2015
t6. Visnja Djurdjevic	57	Virginia Tech / Oct. 29, 2010
t6. Jekaterina Stepanova	57	Miami / Nov. 26, 2010
t6. Nicole Walch	57	Louisville / Oct. 10, 2014
9. Andrezza Santos	56	Boston College / Oct. 28, 2005
10. Visnja Djurdjevic	55	Miami / Nov. 26, 2010
t11. Erica Bunch	54	Clemson / Oct. 5, 2002
t11. Kristen Rust	54	Virginia / Nov. 5, 2004
t11. Makini Thompson	54	Virginia / Nov. 10, 2006
t11. Makini Thompson	54	North Carolina / Oct. 19, 2007
t11. Visnja Djurdjevic	54	Wake Forest / Oct. 2, 2011
t11. Nicole Walch	54	Clemson / Oct. 5, 2013
t11. Nicole Walch	54	NC State / Oct. 18, 2015

## Attack Percentage

<min. 10 Total Attacks>

Player	Pct. (K-E-TA)	Opponent / Date
1. Mira Djuric	.917 (11-0-12)	North Carolina / Nov. 23, 2007
t2. Eric Bunch	.800 (20-0-25)	NC State / Nov. 11, 2001
t2. Kiara Wright	.800	Syracuse / Nov. 23, 2014

4. Ashley Neff	(12-0-15) .769	Wake Forest / Sept. 28, 2012
t5. Lauren Scott	(10-0-13) .750	NC State / Nov. 18, 2005
t5. Sarah Burrington	(9-0-12) .750	Georgia Tech / Nov. 29, 2013
7. Brianna Barry	(9-0-12) .727	Virginia / Sept. 27, 2009
t8. Norisha Campbell	(9-0-11) .722	Maryland / Oct. 2, 2001
t8. Sareea Freeman	(14-1-18) .722	Duke / Sept. 30, 2012
10. Brianna Barry	(14-1-18) .714	Maryland / Sept. 22, 2006
11. Ashley Neff	(10-0-14) .711	Maryland / Oct. 11, 2013
12. Elise Walch	(8-0-11) .706	Miami / Sept. 14, 2011
t13. Lauren Young	(12-0-17) .700	NC State / Oct. 20, 2007
t13. Lauren Young	(7-0-10) .700	Miami / Sept. 18, 2010
15. Brianna Barry	(7-0-10) .697 (24-1-33)	Clemson / Oct. 4, 2009

## Assists

Player	No.	Opponent / Date
1. Jennifer Anderson	71	Clemson / Oct. 5, 2002
2. Jennifer Anderson	68	Georgia Tech / Oct. 6, 2002
3. Jessica Skower	67	North Carolina / Nov. 13, 2004
t4. Jessica Skower	66	North Carolina / Oct. 15, 2004
t4. Jessica Skower	66	Clemson / Oct. 30, 2004
6. Jennifer Anderson	65	Clemson / Sept. 21, 2001
t7. Jennifer Anderson	64	Maryland / Oct. 11, 2002
t7. Jennifer Anderson	64	North Carolina / Oct. 27, 2002
t7. Nikki Baker	64	Wake Forest / Sept. 30, 2007
t10. Jennifer Anderson	63	Maryland / Oct. 20, 2001
t10. Jennifer Anderson	63	Clemson / Nov. 9, 2002
t10. Jessica Skower	63	Virginia / Nov. 5, 2004
t13. Jennifer Anderson	62	Wake Forest / Oct. 20, 2002
t13. Lauren Rosenthal	62	Maryland / Nov. 10, 2007
15. Jennifer Anderson	60	Maryland / Sept. 28, 2001

## Service Aces

Player	No.	Opponent / Date
1. Sarah Griffin	7	Boston College / Oct. 28, 2005
t2. Kristin Frye	6	Virginia / Nov. 3, 2002



# MATCH-BY-MATCH LEADERS (RALLY / ACC)

t2.	Cassie McLaughlin	6	NC State / Nov. 1, 2003
t2.	Amanda Santos	6	Virginia Tech / Oct. 22, 2004
t2.	Zrinka Tomic	6	North Carolina / Oct. 6, 2006
t2.	Jackie BonSalle	6	Virginia Tech / Nov. 12, 2006
t2.	Mira Djuric	6	Duke / Sept. 28, 2007
t2.	Visnja Djurdjevic	6	North Carolina / Nov. 6, 2011
	<i>11 tied with</i>	<i>5</i>	<i>Last Time:</i>
t9.	Nicole Walch	5	Clemson / Nov. 2, 2014

## Digs

	<u>Player</u>	<u>No.</u>	<u>Opponent / Date</u>
1.	Summer Weissing	37	NC State / Nov. 17, 2006
t2.	Summer Weissing	35	Duke / Nov. 3, 2007
t2.	Ashlee Moon	35	North Carolina / Oct. 17, 2008
4.	Katie Mosher	34	Miami / Oct. 5, 2014
5.	Summer Weissing	32	North Carolina / Nov. 13, 2004
t6.	Summer Weissing	30	Boston College / Oct. 28, 2005
t6.	Ashlee Moon	30	Clemson / Nov. 14, 2008
t8.	Ashlee Moon	29	Miami / Sept. 19, 2008
t8.	Katie Mosher	29	Wake Forest / Oct. 2, 2011
t10.	Summer Weissing	28	Clemson / Oct. 2, 2005
t10.	Summer Weissing	28	North Carolina / Nov. 20, 2005
t10.	Katie Mosher	28	Miami / Nov. 13, 2013
t13.	Summer Weissing	27	Maryland / Nov. 10, 2007
t13.	Jenna Romanelli	27	Virginia / Oct. 31, 2010
t13.	Katie Mosher	27	Miami / Sept. 7, 2012
t13.	Katie Mosher	27	Virginia / Nov. 8, 2013
t13.	Nicole Walch	27	Duke / Oct. 9, 2015

## Solo Blocks

	<u>Player</u>	<u>No.</u>	<u>Opponent / Date</u>
1.	Amanda Santos	7	Maryland / Nov. 14, 2003
2.	Aisha Carr	5	Maryland / Nov. 14, 2003
t3.	Dawn Hough	4	Maryland / Oct. 20, 2001
t3.	Norisha Campbell	4	Maryland / Oct. 20, 2001
t3.	Amanda Santos	4	Miami / Oct. 20, 2004
t3.	Brianna Barry	4	Virginia Tech / Oct. 31, 2009
t3.	Ashley Neff	4	Maryland / Oct. 21, 2011
t3.	Nicole Walch	4	Miami / Oct. 5, 2014
	<i>22 tied with</i>	<i>3</i>	<i>Last Time:</i>
t9.	Melanie Keil	3	Miami / Nov. 4, 2015

## Assisted Blocks

	<u>Player</u>	<u>No.</u>	<u>Opponent / Date</u>
1.	Ashley Neff	13	Georgia Tech / Sept. 1, 2012
t2.	Ashley Neff	12	NC State / Oct. 9, 2011
t2.	Sarah Burrington	12	North Carolina / Nov. 1, 2013

t4.	Jordana Price	11	Wake Forest / Sept. 25, 2008
t4.	Lauren Young	11	NC State / Oct. 1, 2010
t4.	Marija Milosavljevic	11	Wake Forest / Oct. 2, 2011
t4.	Ashley Neff	11	North Carolina / Oct. 7, 2011
t4.	Ashley Neff	11	North Carolina / Nov. 1, 2013
t9.	Jordana Price	10	Georgia Tech / Oct. 2, 2009
t9.	Sarah Burrington	10	Duke / Oct. 25, 2013
t9.	Izzy Carmona	10	North Carolina / Nov. 1, 2013
t9.	Sarah Burrington	10	Pittsburgh / Oct. 24, 2014
t9.	Kiara Wright	10	Pittsburgh / Oct. 24, 2014
t9.	Sarah Burrington	10	Georgia Tech / Nov. 25, 2015
t9.	Mercedes Vaughn	10	Georgia Tech / Nov. 25, 2015



# ALL-TIME PLAYER STATISTICS (ACC)

Player	Year	Sets	K	K/S	AE	TA	Attack Pct.	Asts.	Ast./Set	SA	SE	SA/S	RE	D	D/Set	SB	AB	TB	B/S	BE	BHE
ADAMS, Carly	2002	1	0	0.00	1	2	-.500	3	3.00	0	2	0.00	0	1	1.00	0	0	0	0.00	0	0
<b>AMBROSE, Christina</b>	<b>2015-pres.</b>	<b>10</b>	<b>8</b>	<b>0.80</b>	<b>4</b>	<b>25</b>	<b>.160</b>	<b>0</b>	<b>0.00</b>	<b>0</b>	<b>0</b>	<b>0.00</b>	<b>2</b>	<b>5</b>	<b>0.50</b>	<b>0</b>	<b>0</b>	<b>0</b>	<b>0.00</b>	<b>1</b>	<b>0</b>
ANDERSON, Jennifer	2000-03	221	75	0.34	37	222	.171	2545	11.52	34	34	0.15	1	322	1.46	2	57	41	0.19	11	11
ANTHONY, Nikki	2003-04	114	147	1.29	173	782	-.033	8	0.07	3	3	0.03	7	97	0.85	14	35	49	0.43	7	7
ARNOLD, Laura	1994-97	158	215	1.36	122	697	.133	8	0.05	31	44	0.20	62	334	2.11	1	14	15	0.09	5	5
AZEVEDO, Luana Ruiz	1999-01	108	33	0.31	22	105	.105	14	0.13	8	16	0.07	21	157	1.45	0	6	3	0.03	0	0
BAKER, Nikki	2006-09	231	64	0.28	31	219	.151	2159	9.35	32	61	0.14	1	469	2.03	3	63	66	0.29	21	21
BARRY, Brianna	2006-09	285	743	2.61	229	1486	.346	26	0.09	10	11	0.04	5	114	0.40	55	204	259	0.91	53	53
BELVIN, Caitlin	2006	5	0	0.00	0	0	.000	0	0.00	0	0	0.00	1	4	0.80	0	0	0	0.00	0	0
BIGGERS, Trenesha	2002	2	1	0.50	3	7	-.286	0	0.00	0	3	0.00	0	0	0.00	0	1	1	0.50	0	0
BLOOMGREN, Chrissy	2001	22	4	0.18	3	16	.063	0	0.00	4	3	0.18	1	22	1.00	0	0	--	0.00	0	0
BOLTEN, Fiona	1997-98	100	66	0.66	27	211	.185	1438	14.38	25	13	0.25	2	291	2.91	3	42	45	0.45	11	11
BonSALLE, Jackie	2006-07	69	180	2.61	96	508	.165	0	0.00	8	13	0.12	1	25	0.36	3	19	22	0.32	2	2
BOSSCHAERT, Deanna	1991-94	150	522	3.48	267	1406	.181	39	0.26	57	90	0.38	60	429	2.86	8	55	42	0.28	7	7
BROUSSARD, Valerie	1993-95	153	335	2.19	127	870	.239	35	0.23	31	41	0.20	7	247	1.61	42	107	149	0.97	31	31
BUNCH, Erica	1999-02	228	684	3.00	322	1884	.192	25	0.11	27	47	0.12	62	412	1.81	9	82	65	0.29	29	29
<b>BURKERT, Brianne</b>	<b>2015-pres.</b>	<b>73</b>	<b>2</b>	<b>0.03</b>	<b>3</b>	<b>11</b>	<b>-.091</b>	<b>380</b>	<b>5.21</b>	<b>15</b>	<b>14</b>	<b>0.21</b>	<b>0</b>	<b>122</b>	<b>1.67</b>	<b>0</b>	<b>1</b>	<b>1</b>	<b>0.01</b>	<b>0</b>	<b>0</b>
BURRINGTON, Sarah	2013-15	211	436	2.07	91	905	.381	11	0.05	14	22	0.07	0	70	0.33	33	272	305	1.45	28	28
BYRD, Brittany	2006	4	1	0.25	0	2	.500	0	0.00	0	0	0.00	0	0	0.00	0	0	0	0.00	0	0
CAMPBELL, Norisha	1998-01	209	759	3.63	273	1571	.309	16	0.08	2	9	0.01	17	71	0.34	53	154	138	0.66	62	62
CARMONA, Izzy	2013	62	138	2.23	39	338	.293	2	0.03	0	0	0.00	0	16	0.26	3	50	53	0.85	6	6
CARR, Aisha	2001-04	186	472	2.54	177	1036	.285	7	0.04	10	30	0.05	5	75	0.40	35	151	186	1.00	27	27
CICHY, Jennifer	1991-92	29	1	0.03	0	4	.250	1	0.03	2	7	0.07	3	42	1.45	0	0	--	0.00	0	0
CIRACO, Adria	1991-94	94	173	1.84	75	476	.206	29	0.31	19	42	0.20	33	228	2.43	13	29	41	0.44	9	9
CLINE, Cathy	2002	6	0	0.00	1	1	-1.000	1	0.17	0	2	0.00	1	12	2.00	0	0	0	0.00	0	0
COUSINS, Kristine	1991	30	101	3.37	34	277	.242	3	0.10	3	11	0.10	18	105	3.50	2	8	--	0.00	1	1
COWLING, Sherry	1992	25	32	1.28	5	56	.482	345	13.80	10	4	0.40	0	88	3.52	2	16	--	0.00	1	1
CRAWFORD, Kim	2003-06	48	0	0.00	0	2	.000	9	0.19	4	12	0.08	18	89	1.85	0	0	0	0.00	0	0
CUMIN, Brandi	1991	16	10	0.63	2	20	.400	115	7.19	4	2	0.25	0	25	1.56	1	2	--	0.00	1	1
CURTISS, Lindsay	2003	16	0	0.00	0	0	.000	1	0.06	0	4	0.00	3	9	0.56	0	0	0	0.00	0	0
DADOWSKI, Caroline	2012-15	21	0	0.00	0	0	.000	3	0.14	1	4	0.05	2	2	0.10	0	0	0	0.00	0	0
DADOWSKI, Laura	2012-15	178	0	0.00	0	1	.000	8	0.04	19	24	0.11	1	63	0.35	0	0	0	0.00	0	0
DAVIS, Aurora	2013	1	0	0.00	0	0	.000	0	0.00	0	1	0.00	0	0	0.00	0	0	0	0.00	0	0
DENBOW, Ashley	2002	1	0	0.00	0	0	.000	0	0.00	1	0	1.00	0	0	0.00	0	0	0	0.00	0	0
DIAMOND, Patty	1993-96	163	118	0.72	55	383	.164	296	1.82	31	51	0.19	19	419	2.57	6	66	72	0.44	8	8
DIPERT, Courtney	1996-99	208	5	0.02	6	32	-.031	8	0.04	19	28	0.09	21	260	1.25	0	1	1	0.00	0	0
DJURJEVIC, Visnja	2010-11	141	445	3.16	159	1199	.239	44	0.31	40	27	0.28	37	450	3.19	10	63	73	0.52	5	5
DJURIC, Mira	2007, 09	158	522	3.30	219	1120	.271	64	0.41	104	158	0.66	27	251	1.59	6	70	76	0.48	10	10
DRZEWIECKI, Alliya	2008	3	0	0.00	1	1	-1.000	0	0.00	0	0	0.00	1	11	3.67	0	0	0	0.00	0	0
DUDLEY, Drew	2008-09	9	0	0.00	0	0	.000	0	0.00	1	1	0.11	0	2	0.22	0	0	0	0.00	0	0
DUZCELLER, Duygu	2009-12	302	78	0.26	16	190	.326	1763	5.84	81	53	0.27	1	442	1.46	0	0	0	0.00	6	6
FIGUEIREDO, Patricia	2010	81	12	0.15	6	34	.176	390	4.81	15	9	0.19	0	95	1.17	0	0	0	0.00	2	2
FREEMAN, Sareea	2009-12	230	441	1.92	113	856	.383	10	0.04	0	0	0.00	2	35	0.15	33	197	230	1.00	35	35
FRYE, Kristin	1999-02	197	531	2.70	251	1233	.227	98	0.50	59	108	0.30	52	437	2.22	4	101	70	0.36	21	21
<b>GREEN, Mara</b>	<b>2012-13, 15-pres.</b>	<b>82</b>	<b>118</b>	<b>1.44</b>	<b>59</b>	<b>307</b>	<b>.192</b>	<b>3</b>	<b>0.04</b>	<b>3</b>	<b>7</b>	<b>0.04</b>	<b>0</b>	<b>42</b>	<b>0.51</b>	<b>4</b>	<b>67</b>	<b>71</b>	<b>0.87</b>	<b>6</b>	<b>6</b>
GRIFFIN, Sarah	2003-06	276	412	1.49	221	1270	.150	83	0.30	94	130	0.34	118	538	1.95	9	116	125	0.45	16	16
HAMILTON, Martha	2000	1	0	0.00	0	1	.000	0	0.00	0	0	0.00	0	0	0.00	0	0	0	0.00	0	0
HAUER, Karlie	2014-15	63	69	1.10	26	226	.190	9	0.14	2	2	0.03	3	56	0.89	0	34	34	0.54	5	5
HAWKS, Susan	1995-98	158	404	2.56	105	955	.313	9	0.06	119	58	0.75	9	208	1.32	39	124	163	1.03	22	22
HEMLEPP, Katie	1997-98	68	153	2.25	87	427	.155	22	0.32	19	38	0.28	12	145	2.13	0	24	24	0.35	2	2
HIBBARD, Jamie	1999-00	120	56	0.47	18	135	.281	1015	8.46	24	23	0.20	2	282	2.35	1	25	26	0.22	7	7
HILL, Renee	2003-04	67	33	0.49	12	110	.191	30	0.45	0	8	0.00	15	137	2.04	1	7	8	0.12	3	3
<b>HORTON, Katie</b>	<b>2014-pres.</b>	<b>135</b>	<b>314</b>	<b>2.33</b>	<b>114</b>	<b>871</b>	<b>.230</b>	<b>21</b>	<b>0.16</b>	<b>25</b>	<b>34</b>	<b>0.19</b>	<b>37</b>	<b>348</b>	<b>2.58</b>	<b>7</b>	<b>72</b>	<b>79</b>	<b>0.59</b>	<b>4</b>	<b>4</b>
HOUGH, Dawn	1999-02	179	368	2.06	135	879	.265	18	0.10	30	52	0.17	22	120	0.67	49	143	162	0.91	20	20
ISRAEL, Karyn	2014-15	6	0	0.00	0	0	.000	14	2.33	0	4	0.00	0	5	0.83	0	0	0	0.00	0	0
JOHNSON, Susan	1994-97	96	178	1.85	75	518	.199	11	0.11	21	39	0.22	28	135	1.41	9	45	54	0.56	10	10
JONES, Jennifer	1991-92	21	1	0.05	1	3	.000	1	0.05	3	5	0.14	0	23	1.10	0	1	--	0.00	0	0
<b>KEIL, Melanie</b>	<b>2015-pres.</b>	<b>68</b>	<b>85</b>	<b>1.25</b>	<b>20</b>	<b>192</b>	<b>.339</b>	<b>9</b>	<b>0.13</b>	<b>2</b>	<b>3</b>	<b>0.03</b>	<b>0</b>	<b>20</b>	<b>0.29</b>	<b>6</b>	<b>80</b>	<b>86</b>	<b>1.26</b>	<b>4</b>	<b>4</b>
<b>KUBURA, Milica</b>	<b>2014-pres.</b>	<b>124</b>	<b>281</b>	<b>2.27</b>	<b>95</b>	<b>614</b>	<b>.303</b>	<b>8</b>	<b>0.06</b>	<b>0</b>	<b>0</b>	<b>0.00</b>	<b>0</b>	<b>50</b>	<b>0.40</b>	<b>7</b>	<b>83</b>	<b>90</b>	<b>0.73</b>	<b>8</b>	<b>8</b>
LOTARSKI, Catie	1991-94	73	67	0.92	45	255	.086	19	0.26	20	19	0.27	26	122	1.67	5	21	19	0.26	6	6
<b>LUKE, Hailey</b>	<b>2013-pres.</b>	<b>214</b>	<b>23</b>	<b>0.11</b>	<b>4</b>	<b>67</b>	<b>.284</b>	<b>1182</b>	<b>5.52</b>	<b>41</b>	<b>24</b>	<b>0.19</b>	<b>0</b>	<b>325</b>	<b>1.52</b>	<b>0</b>	<b>5</b>	<b>5</b>	<b>0.02</b>	<b>1</b>	<b>1</b>
McCALL, Jennifer	1991-93	94	107	1.14	46	273	.223	831	8.84	29	12	0.31	12	253	2.69	5	41	32	0.34	6	6
McCARTHY, Maureen	1994-96	96	81	0.84	23	233	.249	1332	13.88	33	76	0.34	0	250	2.60	7	32	39	0.41	10	10
McDONALD, Danielle	2004	2	0	0.00	3	4	-.750	0	0.00	0	0	0.00	0	0	0.00	0	0	0	0.00	0	0
McLAUGHLIN, Cassie	2003-04	91	255	2.80	138	649	.180	47	0.52	29	67	0.32	22	177	1.95	2	38	40	0.44	10	10
MEDIC, Olivera	2012-13	144	251	1.74	108	761	.188	28	0.19	30	27	0.21	39	492	3.42	5	50	55	0.38	8	8
MEYER, Ashley																					





# ALL-TIME PLAYER STATISTICS (ACC)

Player	Year	Sets	K	K/S	AE	TA	Attack Pct.	Asts.	Ast/Set	SA	SE	SA/S	RE	D	D/Set	SB	AB	TB	B/S	BE
MINKO, Christy	1995-97	155	8	0.05	7	34	.029	4	0.03	17	26	0.11	24	283	1.83	0	1	1	0.01	0
MOON, Ashlee	2007-08	159	4	0.03	8	26	-.154	37	0.23	49	51	0.31	50	547	3.44	0	0	0	0.00	0
MORGAN, Rachael	2008-11	259	525	2.03	179	1508	.229	23	0.09	36	37	0.14	16	262	1.01	12	167	179	0.69	9
MOSHER, Katie	2010-14	282	16	0.06	7	69	.130	221	0.78	23	36	0.08	51	1259	4.46	0	2	2	0.01	1
NEFF, Ashley	2010-13	261	448	1.72	135	1010	.310	13	0.05	0	0	0.00	0	46	0.18	60	332	392	1.50	21
NEVILLE, Stephanie	2007-10	273	635	2.33	207	1666	.257	33	0.12	2	5	0.01	10	152	0.56	9	143	152	0.56	7
NIEKAMP, Abby	2008	26	34	1.31	24	116	.086	2	0.08	0	0	0.00	0	9	0.35	2	6	8	0.31	1
OMAR, Kameelah	2001-03	164	5	0.03	3	22	.091	19	0.12	24	48	0.15	39	266	1.62	0	1	1	0.01	0
ORLOWSKI, Jennifer	2002	22	0	0.00	1	2	-.500	0	0.00	3	8	0.14	4	36	1.64	0	1	1	0.05	0
PELE, Cerina	2000-03	217	14	0.06	10	82	.049	42	0.19	7	12	0.03	55	503	2.32	0	2	2	0.01	1
PLUMMER, Alex	2006	80	0	0.00	5	32	-.156	12	0.15	14	14	0.18	11	137	1.71	0	0	0	0.00	0
POUND, Elizabeth	1999-01	107	107	1.00	41	297	.222	34	0.32	16	35	0.15	15	95	0.89	11	48	27	0.25	17
PREOCANIN, Sonia	1993-95	22	18	0.82	17	60	.017	9	0.41	9	4	0.41	2	28	1.27	0	6	6	0.27	2
PRESBERRY (Washington), LaToya	1995-98	184	733	3.98	291	1872	.280	69	0.38	36	57	0.20	87	551	2.99	6	88	94	<b>0.51</b>	13
PRICE, Jordana	2007-09	201	475	2.36	149	1074	.304	15	0.07	3	11	0.01	1	44	0.22	27	194	221	1.10	25
RAMOS, Luiza	1991-94	147	650	4.42	347	1571	.193	43	0.29	63	107	0.43	35	641	4.36	11	43	28	0.19	9
RARD, Franci	1993	27	83	3.07	36	238	.197	11	0.41	4	8	0.15	5	103	3.81	0	7	7	0.26	3
RICHARDSON, Lauren	2007-09	133	344	2.59	153	1022	.187	20	0.15	31	25	0.23	29	281	2.11	10	35	45	0.34	7
RICKERTSEN, Sarah	1995-98	155	37	0.24	21	130	.123	26	0.17	21	20	0.14	21	292	1.88	1	18	19	0.12	1
RIVERA, Gabrielle	2005	52	78	1.50	41	202	.183	4	0.08	9	24	0.17	0	29	0.56	5	43	48	0.92	8
ROMANELLI, Jennai	2007-10	262	3	0.01	1	9	.222	103	0.39	30	83	0.11	78	777	2.97	0	0	0	0.00	0
ROSENTHAL, Lauren	2007	30	14	0.47	9	49	.102	264	8.80	8	7	0.27	0	37	1.23	0	8	8	0.27	0
ROYSTER-CROCKETT, Mari	2005	31	57	1.84	29	164	.171	4	0.13	10	17	0.32	0	32	1.03	2	5	7	0.23	0
RUST, Kristen Rust	2002-05	205	632	3.08	325	1664	.184	67	0.33	45	96	0.22	48	510	2.49	16	79	95	0.46	3
SANTOS, Amanda	2003-04	111	278	2.50	102	606	.290	17	0.15	24	50	0.22	1	117	1.05	38	98	136	1.23	18
SANTOS, Andreza	2004-05	117	376	3.21	116	903	.288	30	0.26	17	16	0.15	4	126	1.08	17	63	80	0.68	8
SAUNIER, Kacey	2015	1	0	0.00	0	0	.000	0	0.00	0	1	0.00	0	1	1.00	0	0	0	0.00	0
SCHNEIDER, Holly	1995-98	251	964	3.84	385	2676	.216	37	0.15	88	133	0.35	82	861	3.43	22	76	98	0.39	19
SCOTT, Lauren	2004-05	99	210	2.12	93	487	.240	5	0.05	3	10	0.03	1	36	0.36	10	93	103	1.04	10
SEVILLANO, Alex	1999-02	226	548	2.42	262	1378	.208	20	0.09	77	110	0.34	55	493	2.18	5	53	39	0.17	1
SKOWER, Jessica	2003-06	282	329	1.17	126	871	.233	1889	6.70	53	86	0.19	34	307	1.09	21	180	201	0.71	32
STEPANOVA, Jekaterina	2010-11	136	399	2.93	153	1120	.220	23	0.17	15	32	0.11	45	335	2.46	6	50	56	0.41	14
STEVENS, Bianca	1991-92	53	166	3.13	71	376	.253	8	0.15	8	12	0.15	3	85	1.60	23	41	--	0.00	12
THOMPSON, Makini	2005-07	245	854	3.49	291	2239	.251	16	0.07	12	19	0.05	18	175	0.71	36	66	102	0.42	10
THORNTON, Aisha	1996-99	213	747	3.51	253	1526	.324	16	0.08	6	27	0.03	2	106	0.50	85	155	240	1.13	52
TOMIC, Zrinka	2005-06	126	102	0.81	29	240	.304	1205	9.56	36	27	0.29	0	253	2.01	3	42	45	0.36	7
VAUGHN, Mercedes	2014-15	119	208	1.75	89	524	.227	4	0.03	0	0	0.00	0	60	0.50	5	105	110	0.92	14
VISSER, Tara	1999	10	4	0.40	2	6	.333	58	5.80	1	1	0.10	0	13	1.30	0	1	1	0.10	0
WALCH, Elise	2011-13	174	414	2.38	137	948	.292	3	0.02	3	0	0.02	0	64	0.37	2	100	102	0.59	8
WALCH, Nicole	2012-15	239	809	3.38	294	1974	.261	26	0.11	53	70	0.22	85	520	2.18	17	103	120	0.50	9
WALKER, Lauren	2005-06	47	1	0.02	0	1	1.000	3	0.06	0	0	0.00	5	56	1.19	0	0	0	0.00	0
WEISSING, Summer	2004-07	309	6	0.02	2	37	.108	101	0.33	56	104	0.18	85	1387	4.49	0	0	0	0.00	0
WERRICK, Jennifer	1997-00	190	691	3.64	331	1775	.203	29	0.15	46	49	0.24	64	617	3.25	3	62	65	0.34	5
WESSEL, Malorie	2006-07	113	143	1.27	85	365	.159	26	0.23	44	87	0.39	18	166	1.47	2	14	16	0.14	6
WICKSTROM, Sarah	2011-14	282	8	0.03	4	41	.098	1726	6.12	53	36	0.19	0	486	1.72	0	0	0	0.00	4
WILSON, Taylor	2007-10	174	6	0.03	3	17	.176	37	0.21	16	13	0.09	25	189	1.09	0	1	1	0.01	0
<b>WOIE, Cecillie</b>	<b>2014-pres.</b>	<b>94</b>	<b>0</b>	<b>0.00</b>	<b>3</b>	<b>4</b>	<b>-.750</b>	<b>62</b>	<b>0.66</b>	<b>9</b>	<b>13</b>	<b>0.10</b>	<b>8</b>	<b>260</b>	<b>2.77</b>	<b>0</b>	<b>0</b>	<b>0</b>	<b>0.00</b>	<b>0</b>
WRIGHT, Kiara	2014	67	140	2.09	45	262	.363	0	0.00	0	0	0.00	1	19	0.28	14	73	87	1.30	12
YILDIRIM, Fatma	2009-12	203	421	2.07	169	1217	.207	33	0.16	16	37	0.08	38	510	2.51	4	67	71	0.35	15
YOUNG, Lauren	2007-10	145	200	1.38	56	443	.325	5	0.03	0	0	0.00	1	25	0.17	14	111	125	0.86	14
ZINKIL, Vicki	1991-93	99	269	2.72	94	691	.253	19	0.19	11	16	0.11	12	185	1.87	33	93	77	0.78	22
ZUBER, Courtney	2009	6	0	0.00	0	0	.000	0	0.00	0	0	0.00	1	5	0.83	0	0	0	0.00	0
ZULUETA, Kensy	1996-99	125	74	0.59	31	244	.176	1054	8.43	30	55	0.24	7	225	1.80	1	36	37	0.30	5

-Note: The list includes all Florida State freshmen volleyball players who appeared in Atlantic Coast Conference since the program joined the league prior to the start of the 1991 season.>

\* - note current players are in bold/italics



# TEAM STATISTICS (ACC)

## Sets Played

No.	Season	SP
1.	2005	86
2.	2007	84
3.	2010	81
4.	2006	80
5.	2008	76
6.	2009	75
7.	2011	74
7.	2015	74
9.	2013	73
10.	2012	72
11.	2000	71
12.	2014	67
13.	1996	64
13.	2004	64
15.	1995	62

## Kills

No.	Season	Kills
1.	2007	1306
2.	2005	1262
3.	2006	1259
4.	2000	1109
5.	1998	1100
6.	2009	1059
7.	2011	1057
8.	2004	1040
9.	1996	1038
10.	2012	1031
11.	2013	1026
12.	2010	1018
13.	2015	1015
14.	2008	1008
15.	1997	992

## Kills/Set

No.	Season	SP	Kills	Kills/Set
1.	1998	61	1100	18.03
2.	1992	25	437	17.48
3.	1993	48	796	16.58
4.	1997	61	992	16.26
5.	2004	64	1040	16.25
6.	1996	64	1038	16.22
7.	2002	62	978	15.77
8.	2006	80	1259	15.74
9.	2000	71	1109	15.62
10.	2007	84	1306	15.55

11.	2001	62	936	15.10
12.	1995	62	922	14.87
13.	1994	58	862	14.86
14.	2005	86	1262	14.67
15.	2003	61	891	14.61

## Total Attacks

No.	Season	Total Attacks
1.	2005	3430
2.	2007	3221
3.	2006	3044
4.	1996	2798
5.	2000	2780
6.	2010	2764
7.	2008	2742
8.	2011	2730
9.	1998	2706
10.	1997	2562
11.	2004	2537
12.	2012	2525
13.	1995	2518
14.	2015	2506
15.	2013	2481

## Attack Percentage

No.	Season	SP	K-E-T	Attack Pct.
1.	2009	75	1059-307-2444	0.308
2.	2013	73	1026-325-2481	0.283
3.	2012	72	1031-346-2525	0.271
4.	2015	74	1015-337-2506	0.271
5.	2014	67	941-336-2250	0.269
6.	2001	62	936-361-2200	0.261
7.	2002	62	978-394-2244	0.260
8.	1998	61	1100-400-2706	0.259
9.	1992	25	437-183-998	0.255
9.	2006	80	1259-484-3044	0.255
9.	2011	74	1057-360-2730	0.255
12.	1997	61	992-369-2562	0.243
13.	2007	84	1306-527-3221	0.242
14.	2004	64	1040-433-2537	0.239
15.	2010	81	1018-388-2767	0.228



# TEAM STATISTICS (ACC)

## Assists

No.	Season	Assists
1.	2007	1204
2.	2006	1161
3.	2005	1142
4.	2000	992
5.	1998	991
6.	2009	965
7.	2011	959
8.	2004	957
9.	2015	953
10.	2013	952
11.	2010	946
11.	2012	946
13.	2008	932
14.	2002	925
15.	1996	904

## Assists/Set

No.	Season	SP	Assists	Assists/Set
1.	1998	61	991	16.25
2.	1992	25	387	15.48
3.	1993	48	740	15.42
4.	2004	64	957	14.95
5.	2002	62	925	14.92
6.	2006	80	1161	14.51
7.	2007	84	1204	14.33
8.	1997	61	870	14.26
9.	1996	64	904	14.13
10.	2000	71	992	13.97
11.	2001	62	853	13.76
12.	2003	61	838	13.74
13.	1995	62	828	13.35
14.	2005	86	1142	13.28
15.	2014	67	885	13.21

## Service Aces

No.	Season	Service Aces
1.	2007	177
2.	2006	146
3.	2005	138
4.	2001	113
5.	1997	110
6.	1994	107
7.	2009	107
8.	1996	104
9.	1998	96
10.	2000	94

11.	2013	91
12.	1993	90
12.	2002	90
14.	2004	88
14.	2008	88

## Service Aces/Set

No.	Season	SP	Service Aces	Service Aces/Set
1.	2007	84	177	2.11
2.	1993	48	90	1.88
3.	1994	58	107	1.84
4.	2006	80	146	1.83
15.	1991	34	62	1.82
15.	2001	62	113	1.82
7.	1997	61	110	1.80
8.	1992	25	43	1.72
9.	1996	64	104	1.63
10.	2005	86	138	1.60
11.	1998	61	96	1.57
12.	2002	62	90	1.45
13.	2009	75	107	1.43
14.	2004	64	88	1.38
15.	2000	71	94	1.32

## Digs

No.	Season	Digs
1.	2005	1303
2.	2008	1223
3.	2007	1210
4.	2011	1194
5.	2006	1193
6.	2012	1116
7.	2013	1109
8.	2010	1099
9.	1998	1076
10.	1997	1068
11.	2000	1065
12.	1996	1064
13.	2015	1042
14.	2009	1016
15.	1995	1015



# TEAM STATISTICS (ACC)

## Digs/Set

No.	Season	SP	Digs	Digs/Set
1.	1992	25	525	21.00
2.	1993	48	899	18.73
3.	1998	61	1076	17.64
4.	1997	61	1068	17.51
5.	1994	58	977	16.84
6.	1991	34	569	16.74
7.	1996	64	1064	16.63
8.	1995	62	1015	16.37
9.	2011	74	1194	16.14
10.	2008	76	1223	16.09
11.	2012	72	1116	15.50
12.	2004	64	991	15.48
13.	2013	73	1109	15.19
14.	2005	86	1303	15.15
15.	2000	71	1065	15.00

## Solo Blocks

No.	Season	Solo Blocks
1.	2005	65
2.	2004	57
3.	2000	52
4.	1996	50
4.	1999	50
6.	2003	47
7.	1998	46
8.	2008	45
9.	2006	44
10.	2012	43
11.	1994	42
11.	2007	42
13.	2009	41
13.	2014	41
15.	1993	40

## Assisted Blocks

No.	Season	Assisted Blocks
1.	2015	393
2.	2011	390
3.	2013	356
4.	2005	352
5.	2014	327
6.	2010	326
7.	2012	311
8.	2009	301
9.	2006	274
10.	2004	240

11.	2007	234
12.	2000	228
13.	2008	225
14.	1998	223
15.	2002	203

## Total Blocks

No.	Season	Total Blocks
1.	2005	241
2.	2011	232
3.	2015	231.5
4.	2013	217
5.	2014	204.5
6.	2012	198.5
7.	2010	192
8.	2009	191.5
9.	2006	181
10.	2004	177
11.	2000	166
12.	2007	159
13.	1998	158
14.	2008	157.5
15.	2003	138

## Blocks/Set

No.	Season	SP	Solo-Ast.-Total	Blocks/Set
1.	1991	34	37-102-107	3.15
2.	2011	74	37-390-232	3.14
3.	2015	74	35-393-231.5	3.13
4.	2014	67	41-327-204.5	3.05
5.	2013	73	39-356-217	2.97
6.	2005	86	65-352-241	2.80
7.	2004	64	57-240-177	2.77
8.	2012	72	43-311-198.5	2.76
9.	1993	48	40-174-127	2.65
10.	1998	61	46-223-158	2.59
11.	2009	75	41-301-191.5	2.55
12.	2010	81	29-326-192	2.37
13.	2000	71	52-228-166	2.34
14.	2006	80	44-274-181	2.26
14.	2003	61	47-182-138	2.26



# CAREER STATISTICAL LEADERS (ACC)

## Sets Played

No.	Player	Season	Total
1.	Summer Weissing	2004-07	309
2.	Duygu Duzceler	2009-12	302
3.	Brianna Barry	2006-09	285
t4.	Katie Mosher	2010-14	282
t4.	Jessica Skower	2003-06	282
t4.	Sarah Wickstrom	2011-14	282
7.	Sarah Griffin	2003-06	276
8.	Stephanie Neville	2007-10	273
9.	Jenna Romanelli	2007-10	262
10.	Ashley Neff	2010-13	261
11.	Rachael Morgan	2008-11	259
12.	Holly Schneider	1995-98	251
13.	Makini Thompson	2005-07	245
14.	Nicole Walch	2012-15	239
15.	Nikki Baker	2006-09	231

## Kills

No.	Player	Season	Total
1.	Holly Schneider	1995-98	964
2.	Makini Thompson	2005-07	854
3.	Nicole Walch	2012-15	809
4.	Norisha Campbell	1998-01	759
5.	Aisha Thornton	1996-99	747
6.	Brianna Barry	2006-09	743
7.	LaToya Presberry (Washington)	1995-98	733
8.	Jennifer Werrick	1997-00	691
9.	Erica Bunch	1999-02	684
10.	Luiza Ramos	1991-94	650
11.	Stephanie Neville	2007-10	635
12.	Kristen Rust	2002-05	632
13.	Alex Sevillano	1999-02	548
14.	LaToya Presberry	1995-97	538
15.	Kristin Frye	1999-02	531

## Kills/Set

No.	Player	Season	Sets	K	K/Set
1.	Luiza Ramos	1991-94	147	650	4.42
2.	LaToya Presberry (Washington)	1995-97	124	538	3.98
3.	Holly Schneider	1995-98	251	964	3.84
4.	Jennifer Werrick	1997-00	190	691	3.64
5.	Norisha Campbell	1998-01	209	759	3.63
6.	Aisha Thornton	1996-99	213	747	3.51
7.	Makini Thompson	2005-07	245	854	3.49
8.	Deanna Bosschaert	1991-94	150	522	3.48
9.	Nicole Walch	2012-15	239	809	3.38
10.	Kristine Cousins	1991	30	101	3.37

11.	Mira Djuric	2007, 09	158	522	3.30
12.	Andreza Santos	2004-05	117	376	3.21
13.	Visnja Djurdjevic	2010-11	141	445	3.16
14.	Bianca Stevens	1991-92	53	166	3.13
15.	Kristen Rust	2002-05	205	632	3.08

## Total Attacks

No.	Player	Season	Total
1.	Holly Schneider	1995-98	2676
2.	Makini Thompson	2005-07	2239
3.	Nicole Walch	2012-15	1974
4.	Erica Bunch	1999-02	1884
5.	LaToya Presberry (Washington)	1995-97	1872
6.	Jennifer Werrick	1997-00	1775
7.	Stephanie Neville	2007-10	1666
8.	Kristen Rust	2002-05	1664
9.	Norisha Campbell	1998-01	1571
10.	Luiza Ramos	1991-94	1571
11.	Aisha Thornton	1996-99	1526
12.	Rachael Morgan	2008-11	1508
13.	Brianna Barry	2006-09	1486
14.	Deanna Bosschaert	1991-94	1406
15.	Alex Sevillano	1999-02	1378

## Attack Percentage (min. 500 total attacks)

No.	Player	Season	Sets	Kills-Errors-TA	Pct.
1.	Sareea Freeman	2009-12	230	441-113-856	.383
2.	Sarah Burrington	2013-15	211	436-91-905	.381
3.	Brianna Barry	2006-09	285	743-229-1486	.346
4.	Aisha Thornton	1996-99	213	747-253-1526	.324
5.	Susan Hawks	1995-98	158	404-105-955	.313
6.	Ashley Neff	2010-13	261	448-135-1010	.310
7.	Norisha Campbell	1998-01	209	759-273-1571	.309
8.	Jordana Price	2007-09	201	475-149-1074	.304
9.	Milica Kubura	2014-15	124	281-95-614	.303
10.	Elise Walch	2011-13	174	414-137-948	.292
11.	Amanda Santos	2003-04	111	278-102-606	.290
12.	Andreza Santos	2004-05	117	376-116-903	.288
13.	Aisha Carr	2001-04	186	472-177-1036	.285
14.	Latoya Presberry (Washington)	1995-98	184	733-209-1872	.280
15.	Mira Djuric	2007, 09	158	522-219-1120	.271



# CAREER STATISTICAL LEADERS (ACC)

## Assists

No.	Player	Season	Total
1.	Jennifer Anderson	2000-03	2545
2.	Nikki Baker	2006-09	2159
3.	Jessica Skower	2003-06	1889
4.	Duygu Duzceler	2009-12	1763
5.	Sarah Wickstrom	2011-14	1726
6.	Fiona Bolten	1997-98	1438
7.	Maureen McCarthy	1994-96	1332
8.	Zrinka Tomic	2005-06	1205
9.	Hailey Luke	2013-15	1182
10.	Kensy Zulueta	1996-99	1054
11.	Jamie Hibbard	1999-00	1015
12.	Jennifer McCall	1991-93	831
13.	Patricia Figueiredo	2010	390
14.	Brianne Burkert	2015	380
15.	Sherry Cowling	1992	345

## Assists/Set (min. 100 sets)

No.	Player	Season	Sets	A	A/Set
1.	Fiona Bolten	1997-98	100	1438	14.38
2.	Maureen McCarthy	1994-96	96	1332	13.88
3.	Sherry Cowling	1992	25	345	13.80
4.	Jennifer Anderson	2000-03	221	2545	11.52
5.	Zrinka Tomic	2005-06	126	1205	9.56
6.	Nikki Baker	2006-09	231	2159	9.35
7.	Jennifer McCall	1991-93	94	831	8.84
8.	Lauren Rosenthal	2007	30	264	8.80
9.	Jamie Hibbard	1999-00	120	1015	8.46
10.	Kensy Zulueta	1996-99	125	1054	8.43
11.	Brandi Cumin	1991	16	115	7.19
12.	Jessica Skower	2003-06	282	1889	6.70
13.	Sarah Wickstrom	2011-14	282	1726	6.12
14.	Duygu Duzceler	2009-12	302	1763	5.84
15.	Tara Visser	1999	10	58	5.80

## Service Aces

No.	Player	Season	Total
1.	Susan Hawks	1995-98	119
2.	Mira Djuric	2007, 09	104
3.	Sarah Griffin	2003-06	94
4.	Holly Schneider	1995-98	88
5.	Duygu Duzceler	2009-12	81
6.	Alex Sevillano	1999-02	77
7.	Luiza Ramos	1991-94	63
8.	Kristin Frye	1999-02	59
9.	Deanna Bosschaert	1991-94	57

10.	Summer Weissing	2004-07	56
t11.	Jessica Skower	2003-06	53
t11.	Nicole Walch	2012-15	53
t11.	Sarah Wickstrom	2011-14	53
14.	Ashlee Moon	2007-08	49
15.	Jennifer Werrick	1997-00	46

## Service Aces Per Set (min. 50 sets)

No.	Player	Season	Sets	SA	SA/Set
1.	Susan Hawks	1995-98	158	119	0.75
2.	Mira Djuric	2007, 09	158	104	0.66
3.	Luiza Ramos	1991-94	147	63	0.43
4.	Malorie Wessel	2006-07	113	44	0.39
5.	Deanna Bosschaert	1991-94	150	57	0.38
6.	Holly Schneider	1995-98	251	88	0.35
t7.	Maureen McCarthy	1994-96	96	33	0.34
t7.	Alex Sevillano	1999-02	226	77	0.34
t7.	Sarah Griffin	2003-06	276	94	0.34
10.	Cassie McLaughlin	2003-04	91	29	0.32
t11.	Jennifer McCall	1991-93	94	29	0.31
t11.	Ashlee Moon	2007-08	159	49	0.31
13.	Kristin Frye	1999-02	197	59	0.30
14.	Zrinka Tomic	2005-06	126	36	0.29
t15.	Visnja Djurdjevic	2010-11	141	40	0.28
t15.	Katie Hemlepp	1997-98	68	19	0.28

## Digs

No.	Player	Season	Total
1.	Summer Weissing	2004-07	1387
2.	Katie Mosher	2010-14	1259
3.	Holly Schneider	1995-98	861
4.	Jenna Romanelli	2007-10	777
5.	Luiza Ramos	1991-94	641
6.	Jennifer Werrick	1997-00	617
7.	LaToya Presberry (Washington)	1995-98	551
8.	Ashlee Moon	2007-08	547
9.	Sarah Griffin	2003-06	538
10.	Nicole Walch	2012-15	520
t11.	Kristen Rust	2002-05	510
t11.	Fatma Yildirim	2009-12	510
13.	Cerina Pele	2000-03	503
14.	Alex Sevillano	1999-02	493
15.	Olivera Medic	2012-13	492



# CAREER STATISTICAL LEADERS (ACC)

## Digs Per Set (min. 50 sets)

	Player	Season	Sets	D	D/Set
1.	Summer Weissing	2004-07	309	1387	4.49
2.	Katie Mosher	2010-14	282	1259	4.46
3.	Luiza Ramos	1991-94	147	641	4.36
4.	Franci Rard	1993	27	103	3.81
5.	Ashlee Moon	2007-08	159	547	3.44
6.	Holly Schneider	1995-98	251	861	3.43
7.	Olivera Medic	2012-13	144	492	3.42
8.	Jennifer Werrick	1997-00	190	617	3.25
9.	Visnja Djurdjevic	2010-11	141	450	3.19
10.	LaToya Presberry (Washington)	1995-97	124	394	2.99
11.	Jenna Romanelli	2007-10	262	777	2.97
12.	Fiona Bolten	1997-98	100	291	2.91
13.	Deanna Bosschaert	1991-94	150	429	2.86
14.	Cecilie Woie	2014-15	94	260	2.77
15.	Jennifer McCall	1991-93	94	253	2.69

## Solo Blocks

No.	Player	Season	Total
1.	Aisha Thornton	1996-99	85
2.	Ashley Neff	2010-13	60
3.	Brianna Barry	2006-09	55
4.	Norisha Campbell	1998-01	53
5.	Dawn Hough	1999-02	49
6.	Valerie Broussard	1993-95	42
7.	Susan Hawks	1995-98	39
8.	Amanda Santos	2003-04	38
9.	Makini Thompson	2005-07	36
10.	Aisha Carr	2001-04	35
t11.	Sarah Burrington	2013-15	33
t11.	Sareea Freeman	2009-12	33
t11.	Vicki Zinkil	1991-93	33
14.	Jordana Price	2007-09	27
15.	Bianca Stevens	1991-92	23

## Assisted Blocks

No.	Player	Season	Total
1.	Ashley Neff	2010-13	332
2.	Sarah Burrington	2013-15	272
3.	Brianna Barry	2006-09	204
4.	Sareea Freeman	2009-12	197
5.	Jordana Price	2007-09	194
6.	Jessica Skower	2003-06	180
7.	Rachael Morgan	2008-11	167
8.	Aisha Thornton	1996-99	155
9.	Norisha Campbell	1998-01	154

10.	Aisha Carr	2001-04	151
t11.	Dawn Hough	1999-02	143
t11.	Stephanie Neville	2007-10	143
13.	Susan Hawks	1995-98	124
14.	Sarah Griffin	2003-06	116
15.	Lauren Young	2007-10	111

## Total Blocks

No.	Player	Season	Total
1.	Ashley Neff	2010-13	392
2.	Sarah Burrington	2013-15	305
3.	Brianna Barry	2006-09	259
4.	Aisha Thornton	1996-99	240
5.	Sareea Freeman	2009-12	230
6.	Jordana Price	2007-09	221
7.	Jessica Skower	2003-06	201
8.	Aisha Carr	2001-04	186
9.	Rachael Morgan	2008-11	179
10.	Susan Hawks	1995-98	163
11.	Dawn Hough	1999-02	162
12.	Stephanie Neville	2007-10	152
13.	Valerie Broussard	1993-95	149
14.	Norisha Campbell	1998-01	138
15.	Amanda Santos	2003-04	136

## Blocks Per Set

No.	Player	Season	Sets	S-A-TB	B/Set
1.	Ashley Neff	2010-13	261	60-332-392	1.50
2.	Sarah Burrington	2013-15	211	33-272-305	1.45
3.	Kiara Wright	2014	67	14-73-87	1.30
4.	Melanie Keil	2015	68	6-80-86	1.26
5.	Amanda Santos	2003-04	111	38-98-136	1.23
6.	Aisha Thornton	1996-99	213	85-155-240	1.13
7.	Jordana Price	2007-09	201	27-194-221	1.10
8.	Lauren Scott	2004-05	99	10-93-103	1.04
9.	Susan Hawks	1995-98	158	39-124-163	1.03
t10.	Aisha Carr	2001-04	186	35-151-186	1.00
t10.	Sareea Freeman	2009-12	230	33-197-230	1.00
12.	Valerie Broussard	1993-95	153	42-107-149	0.97
t13.	Mercedes Vaughn	2014-15	119	5-105-110	0.92
t13.	Gabrielle Rivera	2005	52	5-43-48	0.92
t15.	Brianna Barry	2006-09	285	55-204-259	0.91
t15.	Dawn Hough	1999-02	179	49-143-162	0.91



# SEASON STATISTICAL LEADERS (ACC)

## Sets Played

No.	Player	Season	Total
t1.	Sarah Griffin	2005	86
t1.	Kristen Rust	2005	86
t1.	Andreza Santos	2005	86
t1.	Jessica Skower	2005	86
t1.	Summer Weissing	2005	86
6.	Makini Thompson	2005	85
t7.	Mira Djuric	2007	84
t7.	Summer Weissing	2007	84
9.	Ashlee Moon	2007	83
10.	Brianna Barry	2007	82
t11.	Duygu Duzceler	2010	81
t11.	Patricia Figueiredo	2010	81
t11.	Stephanie Neville	2010	81
t14.	Brianna Barry	2006	80
t14.	Sarah Griffin	2006	80
t14.	Alex Plummer	2006	80
t14.	Makini Thompson	2006	80
t14.	Makini Thompson	2007	80
t14.	Jenna Romanelli	2010	80

## Kills

No.	Player	Season	Total
1.	Mira Djuric	2007	341
2.	Makini Thompson	2006	330
3.	Andreza Santos	2005	302
4.	LaToya Presberry	1996	295
5.	Nicole Walch	2015	280
6.	Luiza Ramos	1994	276
7.	Makini Thompson	2007	273
8.	Norisha Campbell	2001	267
9.	Norisha Campbell	2000	260
10.	Holly Schneider	1995	259
11.	Holly Schneider	1998	255
12.	Makini Thompson	2005	251
13.	Kristen Rust	2004	248
14.	Visnja Djurdjevic	2010	246
15.	Nicole Walch	2014	244

## Kills/Set (min. 25 sets)

No.	Player	Season	Sets	K	K/Set
1.	Adria Ciraco	1994	28	157	5.61
2.	Luiza Ramos	1993	34	164	4.82
3.	Luiza Ramos	1994	58	276	4.76
4.	LaToya Presberry	1996	64	295	4.61
5.	Norisha Campbell	2001	62	267	4.31

6.	Bianca Stevens	1992	25	106	4.24
7.	Kristen Rust	2004	59	248	4.20
8.	Holly Schneider	1995	62	259	4.18
9.	Makini Thompson	2006	80	330	4.13
10.	Luiza Ramos	1992	25	103	4.12
11.	Deanna Bosschaert	1994	50	205	4.10
t12.	Mira Djuric	2007	84	341	4.06
t12.	LaToya Presberry	1995	54	219	4.06
14.	Holly Schneider	1998	64	255	3.98
15.	Jennifer Werrick	1999	34	133	3.91

## Total Attacks

No.	Player	Season	Total
1.	Makini Thompson	2006	788
2.	Makini Thompson	2007	742
3.	Andreza Santos	2005	722
4.	LaToya Presberry	1996	718
5.	Mira Djuric	2007	713
6.	Holly Schneider	1998	710
7.	Makini Thompson	2005	709
8.	Luiza Ramos	1994	698
9.	Nicole Walch	2015	693
10.	Lauren Richardson	2008	683
11.	Holly Schneider	1996	670
12.	Holly Schneider	1997	654
13.	Holly Schneider	1995	642
14.	Visnja Djurdjevic	2010	639
15.	Kristen Rust	2005	627

## Attack Percentage (min. 100 total attacks)

No.	Player	Season	Sets	Kills-Error-TA	Pct.
1.	Brianna Barry	2009	66	168-25-289	.495
2.	Sareea Freeman	2012	72	191-34-334	.470
3.	Sarah Burrington	2014	67	136-23-280	.404
4.	Aisha Thornton	1998	47	178-41-342	.401
5.	Ashley Neff	2012	72	178-33-368	.394
6.	Norisha Campbell	2001	62	267-69-504	.393
7.	Jordana Price	2009	72	179-37-369	.385
8.	Lauren Young	2008	35	58-12-122	.377
9.	Sarah Burrington	2013	73	155-37-315	.375
10.	Sarah Burrington	2015	71	145-31-310	.368
t11.	Susan Hawks	1998	61	154-34-331	.363
t11.	Kiara Wright	2014	67	140-45-262	.363
13.	Sareea Freeman	2011	70	138-37-281	.359
14.	Milica Kubura	2014	52	108-31-219	.352
t15.	Aisha Thornton	1997	58	194-59-391	.345
t15.	Ashley Neff	2013	72	113-32-235	.345





# SEASON STATISTICAL LEADERS (ACC)

## Assists

No.	Player	Season	Total
1.	Zrinka Tomić	2006	896
2.	Fiona Bolten	1998	870
3.	Jennifer Anderson	2002	857
4.	Nikki Baker	2008	835
5.	Jessica Skower	2004	830
6.	Nikki Baker	2007	808
7.	Jennifer Anderson	2001	783
8.	Kensy Zulueta	1996	744
9.	Jessica Skower	2005	702
10.	Maureen McCarthy	1994	646
11.	Maureen McCarthy	1995	619
12.	Jennifer McCall	1993	612
t13.	Fiona Bolten	1997	568
t13.	Jamie Hibbard	1999	568
15.	Sarah Wickstrom	2013	494

## Assists/Set

No.	Player	Season	Sets	A	A/Set
1.	Maureen McCarthy	1994	28	646	23.07
2.	Fiona Bolten	1998	59	870	14.75
3.	Fiona Bolten	1997	41	568	13.85
4.	Jennifer Anderson	2002	62	857	13.82
5.	Sherry Cowling	1992	25	345	13.80
6.	Jessica Skower	2004	64	830	12.97
7.	Jennifer McCall	1993	48	612	12.75
8.	Jennifer Anderson	2001	62	783	12.63
9.	Kensy Zulueta	1996	61	744	12.20
10.	Jennifer Anderson	2000	37	446	12.05
11.	Nikki Baker	2007	68	808	11.88
12.	Zrinka Tomić	2006	77	896	11.64
13.	Kensy Zulueta	1997	23	264	11.48
14.	Nikki Baker	2008	76	835	10.99
15.	Maureen McCarthy	1995	57	619	10.86

## Service Aces

No.	Player	Season	Total
1.	Susan Hawks	1997	103
2.	Mira Djuric	2007	63
3.	Sarah Griffin	2005	44
4.	Mira Djuric	2009	41
5.	Alex Sevillano	2002	36
6.	Sarah Griffin	2006	32
7.	Ashlee Moon	2007	31
8.	Alex Sevillano	2001	28
9.	Kristin Frye	2001	27
10.	Malorie Wessel	2006	26

t11.	Holly Schneider	1997	25
t11.	Holly Schneider	1998	25
t11.	Cassie McLaughlin	2003	25
t14.	Jessica Skower	2006	24
t14.	Zrinka Tomić	2006	24
t14.	Duygu Duzceler	2010	24

## Service Aces/Set (min. 25 sets)

No.	Player	Season	Sets	SA	SA/Set
1.	Susan Hawks	1997	61	103	1.69
5.	Mira Djuric	2007	84	63	0.75
6.	Alex Sevillano	2002	62	36	0.58
7.	Mira Djuric	2009	74	41	0.55
8.	Luiza Ramos	1993	34	18	0.53
9.	Deanna Bosschaert	1991	27	14	0.52
10.	Sarah Griffin	2005	86	44	0.51
t11.	Luiza Ramos	1991	30	15	0.50
t13.	Adria Ciraco	1994	28	13	0.46
t13.	Maureen McCarthy	1994	28	13	0.46
t15.	Alex Sevillano	2001	62	28	0.45
t15.	Kristin Frye	2001	60	27	0.45

## Digs

No.	Player	Season	Total
1.	Summer Weissing	2005	394
2.	Ashlee Moon	2008	383
3.	Summer Weissing	2007	374
4.	Summer Weissing	2006	361
5.	Katie Mosher	2011	339
t6.	Jenna Romanelli	2010	324
t6.	Katie Mosher	2012	324
8.	Katie Mosher	2013	294
9.	Katie Mosher	2014	292
10.	Summer Weissing	2004	258
t11.	Luiza Ramos	1994	248
t11.	Holly Schneider	1997	248
t11.	Olivera Medic	2012	248
t11.	Cecilie Woie	2015	248
15.	Olivera Medic	2013	244



# SEASON STATISTICAL LEADERS (ACC)

## Digs/Set (min. 25 sets)

No.	Player	Season	Sets	D	D/Set
1.	Luiza Ramos	1992	25	130	5.20
2.	Ashlee Moon	2008	76	383	5.04
3.	Summer Weissing	2006	75	361	4.81
t4.	Summer Weissing	2005	86	394	4.58
t4.	Katie Mosher	2011	74	339	4.58
6.	Katie Mosher	2013	65	294	4.52
7.	Katie Mosher	2012	72	324	4.50
8.	Summer Weissing	2007	84	374	4.45
9.	Adria Ciraco	1994	28	124	4.43
10.	Katie Mosher	2014	67	292	4.36
11.	Luiza Ramos	1993	34	147	4.32
12.	Luiza Ramos	1994	58	248	4.28
13.	Maureen McCarthy	1994	28	117	4.18
14.	Holly Schneider	1997	61	248	4.07
15.	Jenna Romanelli	2010	80	324	4.05

## Solo Blocks

No.	Player	Season	Total
1.	Aisha Thornton	1996	28
2.	Aisha Thornton	1999	26
t3.	Norisha Campbell	2000	21
t3.	Amanda Santos	2004	21
5.	Makini Thompson	2005	20
t6.	Vicki Zinkil	1993	19
t6.	Susan Hawks	1997	19
t6.	Dawn Hough	2000	19
t6.	Ashley Neff	2012	19
10.	Aisha Thornton	1998	18
t11.	Valerie Broussard	1994	17
t11.	Amanda Santos	2003	17
t11.	Brianna Barry	2007	17
t11.	Ashley Neff	2011	17
t15.	Norisha Campbell	2001	16
t15.	Sareea Freeman	2012	16
t15.	Ashley Neff	2013	16

## Assisted Blocks

No.	Player	Season	Total
1.	Ashley Neff	2011	103
2.	Ashley Neff	2012	100
t3.	Jordana Price	2009	94
t3.	Sarah Burrington	2015	94
5.	Sarah Burrington	2014	90
t6.	Sarah Burrington	2013	88
t6.	Ashley Neff	2013	88

8.	Lauren Scott	2005	86
9.	Sareea Freeman	2011	81
10.	Melanie Keil	2015	80
11.	Rachael Morgan	2011	77
12.	Lauren Young	2010	74
13.	Kiara Wright	2014	73
14.	Brianna Barry	2006	69
15.	Sarah Griffin	2006	66

## Total Blocks

No.	Player	Season	Total
1.	Ashley Neff	2011	120
2.	Ashley Neff	2012	119
3.	Jordana Price	2009	105
t4.	Ashley Neff	2013	104
t4.	Sarah Burrington	2015	104
6.	Sarah Burrington	2014	103
7.	Sarah Burrington	2013	98
8.	Lauren Scott	2005	94
9.	Sareea Freeman	2011	90
10.	Kiara Wright	2014	87
11.	Melanie Keil	2015	86
t12.	Dawn Hough	2000	81
t12.	Amanda Santos	2004	81
t14.	Brianna Barry	2006	80
t14.	Lauren Young	2010	80

## Blocks Per Set

No.	Player	Season	Sets	S-A-TB	B/Set
1.	Ashley Neff	2012	72	19-100-119	1.65
2.	Ashley Neff	2011	74	17-103-120	1.62
3.	Vicki Zinkil	1993	48	19-58-77	1.60
4.	Sarah Burrington	2014	67	13-90-103	1.54
t5.	Sarah Burrington	2015	71	10-94-104	1.46
t5.	Jordana Price	2009	72	11-94-105	1.46
7.	Ashley Neff	2013	72	16-88-104	1.44
8.	Adria Ciraco	1994	28	13-26-39	1.39
9.	Sarah Burrington	2013	73	10-88-98	1.34
10.	Dawn Hough	2000	61	19-62-81	1.33
11.	Kiara Wright	2014	67	14-73-87	1.30
12.	Sareea Freeman	2011	70	9-81-90	1.29
13.	Amanda Santos	2004	64	21-60-81	1.27
14.	Melanie Keil	2015	68	6-80-86	1.26
t15.	Aisha Thornton	1998	47	18-39-57	1.21
t15.	Lauren Scott	2005	78	8-86-94	1.21



# MATCH-BY-MATCH LEADERS (ACC)

## Kills

Player	No.	Opponent / Date
t1. Nicole Walch	31	Duke / Oct. 9, 2015
t1. Holly Schneider	31	NC State / Oct. 27, 1996
t1. Deanna Bosschaert	31	North Carolina / Sept. 24, 1994
t4. Deanna Bosschaert	30	Virginia / Nov. 5, 1994
t4. LaToya Presberry	30	Virginia / Oct. 27, 1995
t6. Luiza Ramos	29	Maryland / Nov. 18, 1994
t6. Norisha Campbell	29	Maryland / Oct. 20, 2001
t6. Luiza Ramos	29	Maryland / Oct. 21, 1994
t6. Kristen Rust	29	North Carolina / Oct. 15, 2004
t10. Erica Bunch	28	Clemson / Nov. 22, 2002
t10. Aisha Thornton	28	Duke / Oct. 17, 1997
t10. Holly Schneider	28	Virginia / Oct. 27, 1995
t13. Holly Schneider	27	Clemson / Oct. 7, 1995
t14. Deanna Bosschaert	26	Duke / Nov. 22, 1992
t14. LaToya Presberry	26	NC State / Oct. 19, 1996
t14. Makini Thompson	26	Virginia / Nov. 10, 2006

## Total Attacks

Player	No.	Opponent / Date
1. Deanna Bosschaert	77	North Carolina / Sept. 24, 1994
t2. LaToya Presberry	68	NC State / Oct. 19, 1996
t2. Holly Schneider	68	North Carolina / Oct. 31, 1997
4. Luiza Ramos	66	North Carolina / Sept. 24, 1994
t5. Holly Schneider	64	Clemson / Nov. 16, 1995
t5. Nicole Walch	64	Duke / Oct. 9, 2015
t5. Holly Schneider	64	Virginia / Nov. 21, 1997
t8. Jennifer Werrick	63	Clemson / Sept. 26, 1998
t8. LaToya Presberry	63	North Carolina / Oct. 14, 1995
t8. Holly Schneider	63	Virginia / Oct. 27, 1995
t11. Deanna Bosschaert	62	Duke / Nov. 22, 1992
t11. Holly Schneider	62	Georgia Tech / Nov. 22, 1997
t11. Luiza Ramos	62	Maryland / Oct. 21, 1994
t14. Holly Schneider	61	Clemson / Oct. 26, 1997
t14. Nicole Walch	61	Louisville / Nov. 15, 2015
t14. Luiza Ramos	61	Maryland / Nov. 18, 1994
t14. LaToya Presberry	61	North Carolina / Oct. 13, 1995

## Attack Percentage

<min. 10 Total Attacks>

Player	No.	Opponent / Date
1. Mira Djuric	.917	North Carolina / Nov. 23, 2007 (11-0-12)
t2. Eric Bunch	.800	NC State / Nov. 11, 2001

t2. Kiara Wright	.800	Syracuse / Nov. 23, 2014 (20-0-25)
t4. Susan Hawks	.769	NC State / Sept. 27, 1997 (12-0-15)
t4. Ashley Neff	.769	Wake Forest / Sept. 28, 2012 (10-0-13)
t6. Lauren Scott	.750	NC State / Nov. 18, 2005 (10-0-13)
t6. Sarah Burrington	.750	Georgia Tech / Nov. 29, 2013 (9-0-12)
t8. Susan Hawks	.727	Wake Forest / Nov. 15, 1997 (8-0-11)
t8. Brianna Barry	.727	Virginia / Sept. 27, 2009 (9-0-11)
t10. Norisha Campbell	.722	Maryland / Oct. 2, 2001 (14-1-18)
t10. Sareea Freeman	.722	Duke / Sept. 30, 2012 (14-1-18)
12. Aisha Thornton	.721	Wake Forest / Oct. 24, 1998 (15-0-21)
13. Brianna Barry	.714	Maryland / Sept. 22, 2006 (10-0-14)
14. Ashley Neff	.711	Maryland / Oct. 11, 2013 (8-0-11)
15. Elise Walch	.706	Miami / Sept. 14, 2011 (12-0-17)

## Assists

Player	No.	Opponent / Date
1. Jennifer Anderson	87	Clemson / Nov. 22, 2002
2. Fiona Bolten	81	NC State / Nov. 21, 1997
3. Fiona Bolten	75	North Carolina / Oct. 31, 1997
4. Sherry Cowling	74	Duke / Nov. 22, 1992
5. Jennifer Anderson	71	Clemson / Oct. 5, 2002
t6. Fiona Bolten	70	Clemson / Nov. 1, 1998
t6. Maureen McCarthy	70	Clemson / Nov. 16, 1995
t6. Kensy Zulueta	70	NC State / Oct. 19, 1996
t9. Jennifer McCall	68	Duke / Oct. 20, 1991
t9. Jennifer Anderson	68	Georgia Tech / Oct. 6, 2002
11. Jessica Skower	67	North Carolina / Nov. 13, 2004
t12. Jessica Skower	66	Clemson / Oct. 30, 2004
t12. Sherry Cowling	66	Maryland / Nov. 11, 1992
t12. Fiona Bolten	66	North Carolina / Nov. 8, 1998
t12. Jessica Skower	66	North Carolina / Oct. 15, 2004
t12. Fiona Bolten	66	Wake Forest / Oct. 2, 1998



# MATCH-BY-MATCH LEADERS (ACC)

## Aces

	<u>Player</u>	<u>No.</u>	<u>Opponent / Date</u>
1.	Sarah Griffin	7	Boston College / Oct. 28, 2005
t2.	Mira Djuric	6	Duke / Sept. 28, 2007
t2.	Deanna Bosschaert	6	Georgia Tech / Nov. 10, 1991
t2.	Luiza Ramos	6	Maryland / Oct. 16, 1993
t2.	Cassie McLaughlin	6	NC State / Nov. 1, 2003
t2.	Visnja Djurdjevic	6	North Carolina / Nov. 6, 2011
t2.	Valerie Broussard	6	North Carolina / Oct. 13, 1995
t2.	Zrinka Tomic	6	North Carolina / Oct. 6, 2006
t2.	Kristin Frye	6	Virginia / Nov. 3, 2002
t2.	Jackie BonSalle	6	Virginia Tech / Nov. 12, 2006
t2.	Amanda Santos	6	Virginia Tech / Oct. 22, 2004
	<i>16 tied with</i>	<i>5</i>	<i>Last Time:</i>
t12.	Nicole Walch	5	Clemson / Nov. 2, 2014

## Digs

	<u>Player</u>	<u>No.</u>	<u>Opponent / Date</u>
1.	Summer Weissing	37	NC State / Nov. 17, 2006
t2.	Summer Weissing	35	Duke / Nov. 3, 2007
t2.	Ashlee Moon	35	North Carolina / Oct. 17, 2008
t2.	Luiza Ramos	35	Virginia / Nov. 5, 1994
5.	Katie Mosher	34	Miami / Oct. 5, 2014
6.	Summer Weissing	32	North Carolina / Nov. 13, 2004
7.	Ashlee Moon	30	Clemson / Nov. 14, 2008
t8.	Franci Rard	29	Clemson / Nov. 20, 1993
t8.	Ashlee Moon	29	Miami / Sept. 19, 2008
t8.	Katie Mosher	29	Wake Forest / Oct. 2, 2011
t8.	Summer Weissing	28	Clemson / Oct. 2, 2005
t8.	Luiza Ramos	28	Duke / Oct. 20, 1991
t8.	Luiza Ramos	28	Georgia Tech / Oct. 17, 1992
t8.	Katie Mosher	28	Miami / Nov. 13, 2013
t8.	Summer Weissing	28	North Carolina / Nov. 20, 2005

## Solo Blocks

	<u>Player</u>	<u>No.</u>	<u>Opponent / Date</u>
1.	Amanda Santos	7	Maryland / Nov. 14, 2003
t2.	Aisha Carr	5	Maryland / Nov. 14, 2003
t2.	Bianca Stevens	5	Maryland / Oct. 18, 1991
	<i>21 tied with</i>	<i>4</i>	<i>Last Time:</i>
t4.	Nicole Walch	4	Miami / Oct. 5, 2014

## Assisted Blocks

	<u>Player</u>	<u>No.</u>	<u>Opponent / Date</u>
1.	Ashley Neff	13	Georgia Tech / Sept. 1, 2012
2.	Ashley Neff	12	NC State / Oct. 9, 2011
3.	Sarah Burrington	12	North Carolina / Nov. 1, 2013
t4.	Lauren Young	11	NC State / Oct. 1, 2010
t4.	Ashley Neff	11	North Carolina / Nov. 1, 2013
t4.	Ashley Neff	11	North Carolina / Oct. 7, 2011
t4.	Marija Milosavljevic	11	Wake Forest / Oct. 2, 2011
t4.	Jordana Price	11	Wake Forest / Sept. 25, 2008
t9.	Sarah Burrington	10	Duke / Oct. 25, 2013
t9.	Sarah Burrington	10	Georgia Tech / Nov. 25, 2015
t9.	Mercedes Vaughn	10	Georgia Tech / Nov. 25, 2015
t9.	Jordana Price	10	Georgia Tech / Oct. 2, 2009
t9.	Izzy Carmona	10	North Carolina / Nov. 1, 2013
t9.	Vicki Zinkil	10	North Carolina / Nov. 13, 1993
t9.	Sarah Burrington	10	Pittsburgh / Oct. 24, 2014
t9.	Kiara Wright	10	Pittsburgh / Oct. 24, 2014



# ALL-TIME PLAYER STATISTICS (NCAA TOURNAMENT)

Player	MP	SP	Kills	K/S	Errors	TA	Attack Pct.	Assists	Ast/Set	SA	SE	SA/S	RE	Digs	D/Set	SB	AB	BE	BHE
ANDERSON, Jennifer	2	7	1	0.14	4	6	-.500	66	9.43	1	5	0.14	0	10	1.43	0	0	0	2
ANTHONY, Nikki	1	4	5	1.25	4	15	.067	0	0.00	0	0	0.00	0	3	0.75	0	0	0	0
ARNOLD, Laura	1	1	0	0.00	1	2	-.500	0	0.00	0	0	0.00	0	0	0.00	0	0	0	0
BAKER, Nikki	5	15	0	0.00	1	2	-.500	76	5.07	0	2	0.00	0	13	0.87	0	0	2	1
BARRY, Brianna	4	13	24	1.85	5	55	.345	2	0.15	0	0	0.00	0	5	0.38	4	5	1	0
BOLTEN, Fiona	2	9	5	0.56	5	15	.000	110	12.22	2	1	0.22	0	21	2.33	0	4	1	5
BOSSCHAERT, Deanna	1	3	7	2.33	5	19	.105	0	0.00	1	2	0.33	1	5	1.67	0	0	0	0
BRONSON, Amy	3	9	20	2.22	4	59	.271	2	0.22	2	7	0.22	4	16	1.78	1	3	2	0
BROUSSARD, Valerie	2	8	14	1.75	9	43	.116	2	0.25	2	5	0.25	0	18	2.25	0	2	4	0
BROWN, Julie Brown	1	--	7	--	4	23	.130	0	--	1	1	--	1	2	--	1	3	3	1
BUNCH, Erica	1	3	12	4.00	7	30	.167	0	0.00	0	0	0.00	0	2	0.67	0	2	0	0
<b>BURKERT, Brianne</b>	<b>2</b>	<b>7</b>	<b>1</b>	<b>0.14</b>	<b>0</b>	<b>1</b>	<b>1.000</b>	<b>33</b>	<b>4.71</b>	<b>0</b>	<b>2</b>	<b>0.00</b>	<b>0</b>	<b>13</b>	<b>1.86</b>	<b>0</b>	<b>0</b>	<b>0</b>	<b>4</b>
BURRINGTON, Sarah	7	24	57	2.38	13	123	.358	1	0.04	2	1	0.08	0	13	0.54	3	30	0	0
CARR, Aisha	2	7	17	2.43	6	39	.282	0	0.00	0	5	0.00	0	1	0.14	1	4	1	0
CICHY, Jennifer	2	4	0	0.00	1	2	-.500	1	0.25	0	1	0.00	0	3	0.75	0	0	0	0
CIRACO, Adria	3	11	1	0.09	0	0	.000	0	0.00	0	0	0.00	3	8	0.73	0	0	0	0
COUSINS, Kristine	1	4	12	3.00	10	48	.042	0	0.00	1	2	0.25	2	8	2.00	0	0	0	2
COWLING, Sherry	1	3	2	0.67	0	6	.333	22	7.33	0	1	0.00	0	5	1.67	1	0	1	1
CUMIN, Brandi	1	2	0	0.00	0	0	.000	2	1.00	0	0	0.00	0	0	0.00	0	0	0	0
DADOWSKI, Caroline	3	4	0	0.00	0	0	.000	0	0.00	0	1	0.00	0	3	0.75	0	0	0	0
DADOWSKI, Laura	8	13	0	0.00	0	0	.000	0	0.00	3	1	0.23	0	3	0.23	0	0	0	0
DIAMOND, Patty	2	2	0	0.00	0	0	.000	6	3.00	0	0	0.00	0	2	1.00	0	0	0	0
DIPERT, Cortney	1	4	0	0.00	0	0	.000	0	0.00	0	0	0.00	0	4	1.00	0	0	0	0
DJURDJEVIC, Visnja	7	29	85	2.93	30	274	.201	6	0.21	3	8	0.10	7	104	3.59	2	13	0	0
DJURIC, Mira	4	15	38	2.53	10	91	.308	3	0.20	10	7	0.67	0	14	0.93	1	2	1	0
DUZCELER, Duygu	13	52	13	0.25	4	35	.257	286	5.50	19	8	0.37	0	77	1.48	0	0	1	2
FIGUEIREDO, Patricia	2	9	1	0.11	0	3	.333	41	4.56	1	0	0.11	0	17	1.89	0	0	0	1
FORSTEN, Carol	1	--	2	--	1	5	.200	0	--	0	0	--	2	0	--	0	0	0	0
FREEMAN, Sareea	11	38	66	1.74	24	141	.298	0	0.00	0	0	0.00	0	9	0.24	5	36	4	0
FRYE, Kristin	1	3	7	2.33	6	22	.045	0	0.00	0	3	0.00	2	6	2.00	0	4	1	0
GASPADAREK, Nancy	2	8	12	1.50	2	41	.244	97	12.13	1	0	0.13	0	16	2.00	0	1	2	1
<b>GREEN, Mara</b>	<b>4</b>	<b>12</b>	<b>14</b>	<b>1.17</b>	<b>4</b>	<b>35</b>	<b>.286</b>	<b>0</b>	<b>0.00</b>	<b>0</b>	<b>0</b>	<b>0.00</b>	<b>0</b>	<b>3</b>	<b>0.25</b>	<b>0</b>	<b>11</b>	<b>0</b>	<b>0</b>
GRIFFIN, Sarah	1	2	6	3.00	4	14	.143	0	0.00	0	0	0.00	0	0	0.00	0	0	0	0
HAUER, Karlie	4	9	5	0.56	4	23	.043	2	0.22	0	0	0.00	0	2	0.22	0	6	0	0
HAWKS, Susan	2	9	21	2.33	14	63	.111	0	0.00	1	7	0.11	0	6	0.67	1	13	0	0
HEMLEPP, Katie	1	5	8	1.60	5	23	.130	1	0.20	0	1	0.00	1	8	1.60	0	6	0	0
<b>HORTON, Katie</b>	<b>5</b>	<b>17</b>	<b>31</b>	<b>1.82</b>	<b>8</b>	<b>102</b>	<b>.225</b>	<b>3</b>	<b>0.18</b>	<b>6</b>	<b>6</b>	<b>0.35</b>	<b>4</b>	<b>59</b>	<b>3.47</b>	<b>1</b>	<b>5</b>	<b>0</b>	<b>0</b>
HOUGH, Dawn	1	3	5	1.67	3	13	.154	0	0.00	2	1	0.67	0	2	0.67	1	3	0	0
HOUSH, Colette	1	--	0	--	0	0	.000	0	--	0	0	--	0	0	--	0	0	0	0
ISRAEL, Karyn	1	1	0	0.00	0	0	.000	0	0.00	0	0	0.00	0	0	0.00	0	0	0	0
JOHNSON, Susan	1	0	0	0.00	0	0	.000	0	--	0	0	--	0	0	--	0	0	0	0
KALETA, Deanne	1	4	13	3.25	5	38	.210	0	0.00	0	2	0.00	4	5	1.25	0	2	0	0
<b>KEIL, Melanie</b>	<b>2</b>	<b>7</b>	<b>3</b>	<b>0.43</b>	<b>4</b>	<b>20</b>	<b>-.050</b>	<b>0</b>	<b>0.00</b>	<b>1</b>	<b>1</b>	<b>0.14</b>	<b>0</b>	<b>4</b>	<b>0.57</b>	<b>0</b>	<b>10</b>	<b>0</b>	<b>0</b>
KELLY, Shannon	1	3	4	1.33	2	13	.154	0	0.00	0	1	0.00	1	3	1.00	0	0	1	0
KRAI, Donna	1	--	9	--	3	20	.300	16	--	4	0	--	0	5	--	1	0	0	1
<b>KUBURA, Milica</b>	<b>4</b>	<b>14</b>	<b>27</b>	<b>1.93</b>	<b>9</b>	<b>63</b>	<b>.286</b>	<b>0</b>	<b>0.00</b>	<b>0</b>	<b>0</b>	<b>0.00</b>	<b>0</b>	<b>9</b>	<b>0.64</b>	<b>0</b>	<b>8</b>	<b>1</b>	<b>0</b>
LAGES, Shannon	1	--	0	--	0	0	.000	1	--	1	1	--	3	4	--	0	0	0	0
LOTARSKI, Catie	2	8	4	0.50	3	22	.045	5	0.63	3	3	0.38	3	21	2.63	0	2	0	1
<b>LUKE, Hailey</b>	<b>7</b>	<b>24</b>	<b>1</b>	<b>0.04</b>	<b>0</b>	<b>4</b>	<b>.250</b>	<b>118</b>	<b>4.92</b>	<b>2</b>	<b>2</b>	<b>0.08</b>	<b>0</b>	<b>36</b>	<b>1.50</b>	<b>0</b>	<b>0</b>	<b>0</b>	<b>4</b>
MAGOULAS, Maria	2	6	0	0.00	0	1	.000	0	0.00	1	2	0.17	1	12	2.00	0	0	0	0
MARRAFFINO, Jennifer	1	4	1	0.25	0	7	.143	44	11.00	1	1	0.25	0	9	2.25	0	2	0	4
McCALL, Jennifer	4	11	8	0.73	6	30	.067	126	11.45	1	2	0.09	1	22	2.00	1	5	1	5
McLAUGHLIN, Cassie	1	4	11	2.75	4	27	.259	2	0.50	1	2	0.25	0	7	1.75	0	0	3	0
MEDIC, Olivera	4	15	32	2.13	17	99	.152	1	0.07	1	1	0.07	2	45	3.00	0	5	0	0
MEYER, Debbie	2	8	0	0.00	0	1	.000	0	0.00	0	1	0.00	2	9	1.13	0	0	0	0
MILOSAVLJEVIC, Marija	4	11	15	1.36	5	45	.222	1	0.09	0	1	0.00	0	3	0.27	1	3	1	0
MINKO, Christy	1	5	0	0.00	0	0	.000	0	0.00	0	1	0.00	0	8	1.60	0	0	0	0
MORGAN, Rachael	11	43	70	1.63	25	239	.188	2	0.05	3	6	0.07	4	42	0.98	4	31	4	0
MORRIS, Joan	1	--	0	--	0	3	.000	0	--	0	0	--	0	0	--	0	0	1	0
MOSHER, Katie	12	45	4	0.09	1	14	.214	46	1.02	7	3	0.16	7	200	4.44	0	0	0	0
NEFF, Ashley	11	39	59	1.51	19	143	.280	1	0.03	0	0	0.00	0	5	0.13	4	40	2	0
NEVILLE, Stephanie	6	24	50	2.08	13	129	.287	2	0.08	0	0	0.00	0	12	0.50	2	7	1	0
OMAR, Kameelah	2	6	0	0.00	0	0	.000	0	0.00	2	1	0.33	4	7	1.17	0	0	0	0
ORLOWSKI, Jennifer	1	2	0	0.00	0	0	.000	0	0.00	0	0	0.00	0	1	0.50	0	0	0	0
PALGUT, Karyn	1	--	17	--	3	33	.424	0	--	1	1	--	3	10	--	2	0	0	0
PELE, Cerina	2	7	0	0.00	0	0	.000	0	0.00	0	1	0.00	7	17	2.43	0	0	0	0
PHILGENCE, Maggie	3	12	49	4.08	12	148	.250	2	0.17	2	1	0.17	3	39	3.25	1	5	1	0
PRICE, Jordana	4	15	28	1.87	7	59	.356	1	0.07	0	0	0.00	0	2	0.13	6	12	6	0
PRESBERRY (Washington), LaToya	1	4	12	3.00	0	35	.343	5	1.25	0	3	0.00	2	8	2.00	1	6	1	0



# ALL-TIME PLAYER STATISTICS (NCAA TOURNAMENT)

Player	MP	SP	Kills	K/S	Errors	TA	Attack Pct.	Assists	Ast/Set	SA	SE	SA/S	RE	Digs	D/Set	SB	AB	BE	BHE
RAMOS, Luiza	3	11	56	5.09	33	132	.174	4	0.36	5	6	0.45	2	57	5.18	0	1	1	0
RARD, Franci	2	8	31	3.88	16	97	.155	7	0.88	4	2	0.50	2	33	4.13	1	2	1	1
REECE, Gabrielle	3	12	37	3.08	14	76	.303	0	0.00	1	1	0.08	2	7	0.58	6	5	2	1
RICHARDSON, Lauren	1	3	2	0.67	0	4	.500	2	0.67	0	0	0.00	0	4	1.33	0	1	0	0
RICKERTSEN, Sarah	2	6	0	0.00	0	3	.000	0	0.00	1	2	0.17	1	7	1.17	0	1	0	0
ROMANELLI, Jenna	6	24	1	0.04	1	3	.000	19	0.79	1	0	0.04	6	104	4.33	0	0	0	0
RUST, Kristen	1	4	20	5.00	13	50	.140	0	0.00	3	1	0.75	1	14	3.50	0	1	0	0
SANDERS, Marie	1	--	1	--	1	7	.000	30	--	1	0	--	0	3	--	0	0	0	3
SANTOS, Amanda	1	4	14	3.50	5	26	.346	0	0.00	1	3	0.25	0	3	0.75	0	3	0	0
SCHNEIDER, Holly	2	9	26	2.89	18	105	.076	3	0.33	3	4	0.33	3	26	2.89	2	2	0	0
SEVILLANO, Alex	1	3	5	1.67	7	24	-.083	1	0.33	0	1	0.00	1	3	1.00	0	1	0	0
SKOWER, Jessica	1	4	1	0.25	1	4	.000	25	6.25	0	0	0.00	0	2	0.50	1	2	0	2
SMITH, Lisa	1	--	2	--	2	6	.000	0	--	0	0	--	0	2	--	0	0	0	0
STEPANOVA, Jekaterina	7	28	96	3.43	28	276	.246	10	0.36	1	3	0.04	9	75	2.68	1	10	3	0
STEVENS, Bianca	2	6	20	3.33	8	44	.273	1	0.17	0	2	0.00	0	9	1.50	2	7	0	1
SUMMER, Sally	1	--	3	--	3	23	.000	1	--	0	0	--	0	6	--	0	3	0	0
SUTCLIFFE, Marybeth	3	9	1	0.11	2	8	-.125	1	0.11	0	2	0.00	1	24	2.67	0	1	0	0
THORNTON, Aisha	2	9	33	3.67	9	57	.421	0	0.00	0	0	0.00	0	0	0.00	3	9	1	0
TREVINO, Sonia	2	8	14	1.75	6	51	.157	1	0.13	0	0	0.00	2	18	2.25	1	2	0	0
VAUGHN, Mercedes	5	14	18	1.29	11	53	.132	0	0.00	0	0	0.00	0	5	0.36	0	17	1	0
WALCH, Elise	8	31	62	2.00	29	183	.180	0	0.00	0	0	0.00	1	13	0.42	1	12	3	0
WALCH, Nicole	9	28	121	4.32	35	294	.293	6	0.21	4	13	0.14	14	81	2.89	2	14	0	0
WALKER, Twanna	2	8	5	0.63	1	16	.250	5	0.63	1	1	0.13	0	10	1.25	1	4	0	0
WERRICK, Jennifer	2	9	26	2.89	14	63	.190	1	0.11	1	1	0.11	5	34	3.78	0	5	0	0
WICKSTROM, Sarah	12	45	5	0.11	3	18	.111	240	5.33	6	3	0.13	0	85	1.89	0	0	0	3
WILLIAMS, Mary	1	--	3	--	1	9	.222	3	--	0	0	--	2	7	--	0	0	0	1
WILSON, Taylor	5	12	0	0.00	0	0	.000	1	0.08	0	1	0.00	0	6	0.50	0	0	0	0
<b>WOIE, Cecille</b>	<b>4</b>	<b>9</b>	<b>0</b>	<b>0.00</b>	<b>0</b>	<b>0</b>	<b>.000</b>	<b>4</b>	<b>0.44</b>	<b>1</b>	<b>1</b>	<b>0.11</b>	<b>2</b>	<b>26</b>	<b>2.89</b>	<b>0</b>	<b>0</b>	<b>0</b>	<b>0</b>
WRIGHT, Kiara	3	10	20	2.00	7	38	.342	0	0.00	0	0	0.00	0	3	0.30	0	9	2	1
YILDIRIM, Fatma	7	24	45	1.88	14	125	.248	24	1.00	5	0	0.21	7	69	2.88	0	3	2	1
YOUNG, Jackie	1	--	7	--	2	17	.294	0	--	0	0	--	1	1	--	0	0	3	0
YOUNG, Lauren	2	9	5	0.56	2	12	.250	0	0.00	0	0	0.00	0	0	0.00	0	4	1	0
ZINKIL, Vicki	4	11	73	6.64	22	154	.331	1	0.09	2	7	0.18	3	37	3.36	3	11	4	1
ZUBER, Courtney	1	2	0	0.00	0	0	.000	1	0.50	0	0	0.00	0	0	0.00	0	0	0	0
ZULUETA, Kensy	1	0	0	0.00	0	0	.000	0	--	0	0	--	0	0	--	0	0	0	0



# TEAM STATISTICS (NCAA TOURNAMENT)

## Sets Played

No.	Date	Season	Opponent	Total
t1.	Dec. 5	1997	vs. South Florida	5
t1.	Dec. 11	2009	vs. (13) Kentucky	5
t1.	Dec. 4	2010	at (1) Florida	5
t1.	Dec. 3	2011	vs. Cincinnati	5
t1.	Dec. 10	2011	vs. (14) Iowa State	5
t1.	Dec. 1	2012	vs. (22) Purdue	5
t1.	Dec. 6	2013	at (6) Florida	5
t8.	Dec. 3	1988	vs. Colorado State	4
t8.	Nov. 30	1989	vs. (17) California	4
t8.	Nov. 30	1990	at Kentucky	4
t8.	Dec. 1	1993	vs. DePaul	4
t8.	Dec. 5	1993	vs. (11) Pacific	4
t8.	Dec. 4	1998	vs. Northern Illinois	4
t8.	Nov. 28	2003	at Georgia	4
t8.	Dec. 12	2009	at (11) Minnesota	4
t8.	Dec. 3	2010	vs. Georgia Southern	4
t8.	Dec. 9	2011	vs. (8) Purdue	4
t8.	Dec. 13	2013	vs. (13) Wisconsin	4
t8.	Dec. 12	2014	vs. (12) Brigham Young	4
t8.	Dec. 4	2015	at (16) Florida	4

## Kills

No.	Date	Season	Opponent	Total
1.	Dec. 5	1993	vs. (11) Pacific	83
2.	Nov. 30	1989	vs. (17) California	82
t3.	Dec. 1	1993	vs. DePaul	76
t3.	Dec. 6	2013	at (6) Florida	76
5.	Dec. 4	1998	vs. Northern Illinois	70
6.	Nov. 28	2003	at Georgia	66
7.	Dec. 10	2011	vs. (14) Iowa State	65
8.	Dec. 12	2014	vs. (12) Brigham Young	63
t9.	Dec. 11	2009	vs. (13) Kentucky	62
t9.	Dec. 3	2010	vs. Georgia Southern	62
t11.	Dec. 5	1997	vs. South Florida	61
t11.	Dec. 9	2011	vs. (8) Purdue	61
t13.	Nov. 30	1990	at Kentucky	58
t13.	Dec. 4	2010	at (1) Florida	58
t13.	Dec. 3	2011	vs. Cincinnati	58
t13.	Dec. 1	2012	vs. (22) Purdue	58

## Total Attacks

No.	Date	Season	Opponent	Total
1.	Nov. 30	1989	vs. (17) California	222
2.	Dec. 5	1993	vs. (11) Pacific	208
3.	Dec. 4	1998	vs. Northern Illinois	198
4.	Dec. 10	2011	vs. (14) Iowa State	196

5.	Dec. 1	1993	vs. DePaul	192
6.	Dec. 9	2011	vs. (8) Purdue	191
7.	Nov. 30	1990	at Kentucky	188
8.	Dec. 3	2011	vs. Cincinnati	186
9.	Dec. 1	2012	vs. (22) Purdue	178
10.	Dec. 4	2010	at (1) Florida	175
11.	Dec. 6	2013	at (6) Florida	170
12.	Dec. 5	1997	vs. South Florida	168
13.	Dec. 11	2009	vs. (13) Kentucky	167
14.	Nov. 28	2003	at Georgia	157
15.	Dec. 12	2014	vs. (12) Brigham Young	155

## Attack Percentage

No.	Date	Season	Opponent	SP	K-E-TA	Pct.
1.	Dec. 5	2014	vs. Alabama	3	44-6-89	.427
2.	Dec. 6	2009	vs. Jacksonville State	3	48-8-98	.408
3.	Dec. 5	2009	vs. Alabama A&M	3	38-7-78	.397
4.	Nov. 30	2012	at Hofstra	3	38-8-84	.357
5.	Dec. 4	2014	vs. Jacksonville	3	43-8-104	.337
6.	Dec. 2	2011	vs. Albany	3	48-12-108	.333
7.	Dec. 6	2013	at (6) Florida	5	76-23-170	.312
8.	Dec. 3	2015	vs. Arizona State	3	40-12-95	.295
9.	Dec. 1	1993	vs. DePaul	4	76-24-192	.271
10.	Nov. 30	1989	vs. (17) California	4	82-22-222	.270
11.	Dec. 3	2010	vs. Georgia Southern	4	62-21-154	.266
12.	Dec. 11	2009	vs. (13) Kentucky	5	62-21-167	.246
t13.	Dec. 10	2011	vs. (14) Iowa State	5	65-17-196	.245
t13.	Dec. 12	2014	vs. (12) Brigham Young	4	63-25-155	.245
15.	Dec. 3	1988	vs. Colorado State	4	52-18-140	.242

## Assists

No.	Date	Season	Opponent	Total
1.	Dec. 5	1993	vs. (11) Pacific	79
2.	Dec. 1	1993	vs. DePaul	71
t3.	Nov. 30	1989	vs. (17) California	66
t3.	Dec. 4	1998	vs. Northern Illinois	66
5.	Dec. 6	2013	at (6) Florida	65
t6.	Nov. 28	2003	at Georgia	60
t6.	Dec. 10	2011	vs. (14) Iowa State	60
8.	Dec. 12	2014	vs. (12) Brigham Young	59
9.	Dec. 11	2009	vs. (13) Kentucky	56
t10.	Dec. 5	1997	vs. South Florida	54
t10.	Dec. 3	2010	vs. Georgia Southern	54
t10.	Dec. 3	2011	vs. Cincinnati	54
t13.	Dec. 4	2010	at (1) Florida	52
t13.	Dec. 1	2012	vs. (22) Purdue	52
15.	Dec. 9	2011	vs. (8) Purdue	50



# TEAM STATISTICS (NCAA TOURNAMENT)

## Service Aces

No.	Date	Season	Opponent	Total
t1.	Nov. 28	2003	at Georgia	8
t1.	Dec. 5	2009	vs. Alabama A&M	8
3.	Dec. 5	1993	vs. (11) Pacific	7
t4.	Nov. 30	1989	vs. (17) California	6
t4.	Dec. 1	1993	vs. DePaul	6
t4.	Dec. 3	2011	vs. Cincinnati	6
t7.	Dec. 6	2009	vs. Jacksonville State	5
t7.	Dec. 11	2009	vs. (13) Kentucky	5
t7.	Dec. 10	2011	vs. (14) Iowa State	5
t7.	Nov. 30	2012	at Hofstra	5
t7.	Dec. 6	2013	at (6) Florida	5
t7.	Dec. 5	2014	vs. Alabama	5
t13.	Dec. 3	1992	at (5) Florida	4
t13.	Dec. 5	1997	vs. South Florida	4
t13.	Dec. 4	1998	vs. Northern Illinois	4
t13.	Dec. 3	2010	vs. Georgia Southern	4
t13.	Dec. 2	2011	vs. Albany	4
t13.	Dec. 4	2014	vs. Jacksonville	4
t13.	Dec. 12	2014	vs. (12) Brigham Young	4
t13.	Dec. 3	2015	vs. Arizona State	4
t13.	Dec. 4	2015	at (16) Florida	4

## Digs

No.	Date	Season	Opponent	Total
1.	Dec. 9	2011	vs. (8) Purdue	104
2.	Dec. 1	1993	vs. DePaul	102
3.	Dec. 10	2011	vs. (14) Iowa State	88
4.	Nov. 30	1989	vs. (17) California	81
5.	Dec. 5	1993	vs. (11) Pacific	75
6.	Dec. 5	1997	vs. South Florida	74
7.	Dec. 12	2014	vs. (12) Brigham Young	70
t8.	Dec. 1	2012	vs. (22) Purdue	69
t8.	Dec. 6	2013	at (6) Florida	69
10.	Dec. 3	2011	vs. Cincinnati	64
11.	Dec. 4	2010	at (1) Florida	63
12.	Dec. 13	2013	vs. (13) Wisconsin	62
13.	Dec. 4	2015	at (16) Florida	62
14.	Dec. 11	2009	vs. (13) Kentucky	61
15.	Dec. 3	2010	vs. Georgia Southern	61

## Solo Blocks

No.	Date	Season	Opponent	Total
1.	Nov. 30	1989	vs. (17) California	8
t2.	Nov. 28	2003	at Georgia	7
t2.	Dec. 11	2009	vs. (13) Kentucky	7
t4.	Dec. 9	2011	vs. (8) Purdue	5

t4.	Dec. 10	2011	vs. (14) Iowa State	5
t6.	Nov. 30	1990	at Kentucky	4
t6.	Dec. 3	1992	at (5) Florida	4
t6.	Dec. 4	1998	vs. Northern Illinois	4
t9.	Dec. 5	1997	vs. South Florida	3
t9.	Dec. 3	2011	vs. Cincinnati	3
t9.	Dec. 15	2011	vs. (9) UCLA	3
t9.	Dec. 4	2015	at (16) Florida	3
t13.	Dec. 3	1988	vs. Colorado State	2
t13.	Dec. 5	2009	vs. Alabama A&M	2
t13.	Dec. 6	2009	vs. Jacksonville State	2
t13.	Dec. 4	2010	at (1) Florida	2
t13.	Dec. 5	2013	vs. Georgia Southern	2

## Assisted Blocks

No.	Date	Season	Opponent	Total
1.	Dec. 3	2011	vs. Cincinnati	26
2.	Dec. 4	1998	vs. Northern Illinois	24
t3.	Dec. 5	1997	vs. South Florida	22
t3.	Dec. 10	2011	vs. (14) Iowa State	22
t3.	Dec. 3	2015	vs. Arizona State	22
t3.	Dec. 4	2015	at (16) Florida	22
7.	Dec. 4	2014	vs. Jacksonville	21
8.	Dec. 9	2011	vs. (8) Purdue	20
9.	Dec. 13	2013	vs. (13) Wisconsin	18
t10.	Dec. 3	2010	vs. Georgia Southern	16
t10.	Dec. 4	2010	at (1) Florida	16
t10.	Nov. 30	2012	at Hofstra	16
t10.	Dec. 6	2013	at (6) Florida	16
t10.	Dec. 12	2014	vs. (12) Brigham Young	16
15.	Nov. 30	1989	vs. (17) California	15

## Total Blocks

No.	Date	Season	Opponent	Total
t1.	Dec. 4	1998	vs. Northern Illinois	16
t1.	Dec. 3	2011	vs. Cincinnati	16
t1.	Dec. 10	2011	vs. (14) Iowa State	16
4.	Nov. 30	1989	vs. (17) California	15.5
t5.	Dec. 5	1997	vs. South Florida	15
t5.	Dec. 9	2011	vs. (8) Purdue	15
7.	Dec. 4	2015	at (16) Florida	14
8.	Nov. 28	2003	at Georgia	13
9.	Dec. 4	2014	vs. Jacksonville	11.5
t10.	Nov. 30	1990	at Kentucky	11
t10.	Dec. 11	2009	vs. (13) Kentucky	11
t10.	Dec. 3	2015	vs. Arizona State	11
13.	Dec. 4	2010	at (1) Florida	10
t14.	Dec. 5	2009	vs. Alabama A&M	9
t14.	Dec. 15	2011	vs. (9) UCLA	9
t14.	Dec. 6	2013	at (6) Florida	9
t14.	Dec. 13	2013	vs. (13) Wisconsin	9





# CAREER STATISTICS (NCAA TOURNAMENT)

## Matches Played

No.	Player	Total
1.	Duygu Duzceler	13
t2.	Katie Mosher	12
t2.	Sarah Wickstrom	12
t4.	Sareea Freeman	11
t4.	Rachael Morgan	11
t4.	Ashley Neff	11
7.	Nicole Walch	9
t8.	Laura Dadowski	8
t8.	Elise Walch	8
t10.	Sarah Burrington	7
t10.	Visnja Djurdjevic	7
t10.	Hailey Luke	7
t10.	Jekaterina Stepanova	7
t10.	Fatma Yildirim	7
t15.	Stephanie Neville	6
t15.	Jenna Romanelli	6

## Sets Played

No.	Player	Total
1.	Duygu Duzceler	52
t2.	Katie Mosher	45
t2.	Sarah Wickstrom	45
4.	Rachael Morgan	43
5.	Ashley Neff	39
6.	Sareea Freeman	38
7.	Elise Walch	31
8.	Visnja Djurdjevic	29
t9.	Jekaterina Stepanova	28
t9.	Nicole Walch	28
t11.	Sarah Burrington	24
t11.	Hailey Luke	24
t11.	Stephanie Neville	24
t11.	Jenna Romanelli	24
t11.	Fatma Yildirim	24

## Kills

No.	Player	Total
1.	Nicole Walch	121
2.	Jekaterina Stepanova	96
3.	Visnja Djurdjevic	85
4.	Vicki Zinkil	73
5.	Rachael Morgan	70
6.	Sareea Freeman	66
7.	Elise Walch	62
8.	Ashley Neff	59
9.	Sarah Burrington	57
10.	Luiza Ramos	56
11.	Stephanie Neville	50
12.	Maggie Philgence	49
13.	Fatma Yildirim	45
14.	Mira Djuric	38
15.	Gabrielle Reece	37

## Kills / Set <min. 4 sets>

No.	Player	SP	Kills	K/S
1.	Vicki Zinkil	11	73	6.64
2.	Luiza Ramos	11	56	5.09
3.	Kristen Rust	4	20	5.00
4.	Nicole Walch	28	121	4.32
5.	Maggie Philgence	12	49	4.08
6.	Erica Bunch	3	12	4.00
7.	Franci Rard	8	31	3.88
8.	Aisha Thornton	9	33	3.67
9.	Amanda Santos	4	14	3.50
10.	Jekaterina Stepanova	28	96	3.43
11.	Bianca Stevens	6	20	3.33
12.	Deanne Kaleta	4	13	3.25
13.	Gabrielle Reece	12	37	3.08
14.	Kristine Cousins	4	12	3.00
15.	LaToya Presberry	4	12	3.00

## Total Attacks

No.	Player	Total
1.	Nicole Walch	294
2.	Jekaterina Stepanova	276
3.	Visnja Djurdjevic	274
4.	Rachael Morgan	239
5.	Elise Walch	183
6.	Vicki Zinkil	154
7.	Maggie Philgence	148
8.	Ashley Neff	143
9.	Sareea Freeman	141
10.	Luiza Ramos	132
11.	Stephanie Neville	129
12.	Fatma Yildirim	125
13.	Sarah Burrington	123
14.	Holly Schneider	105
15.	Katie Horton	102

## Attack Percentage <min. 20 total attacks>

No.	Player	SP	K-E-TA	Attack Pct.
1.	Karyn Palgut	--	17-3-33	.424
2.	Aisha Thornton	9	33-9-57	.421
3.	Sarah Burrington	24	57-13-123	.358
4.	Jordana Price	15	28-7-59	.356
5.	Amanda Santos	4	14-5-26	.346
6.	Brianna Barry	13	24-5-55	.345
7.	LaToya Presberry	4	12-0-35	.343
8.	Kiara Wright	10	20-7-38	.342
9.	Vicki Zinkil	11	73-22-154	.331
10.	Mira Djuric	15	38-10-91	.308
11.	Gabrielle Reece	12	37-14-76	.303
12.	Donna Krai	--	9-3-20	.300
13.	Sareea Freeman	38	66-24-141	.298
14.	Jackie Young	--	7-2-17	.294
15.	Nicole Walch	28	121-35-294	.293



# CAREER STATISTICS (NCAA TOURNAMENT)

## Assists

No.	Player	Total
1.	Duygu Duzceler	286
2.	Sarah Wickstrom	240
3.	Jennifer McCall	126
4.	Hailey Luke	118
5.	Fiona Bolten	110
6.	Nancy Gaspardarek	97
7.	Nikki Baker	76
8.	Jennifer Anderson	66
9.	Katie Mosher	46
10.	Jennifer Marraffino	44
11.	Patricia Figueiredo	41
12.	Brianne Burkert	33
13.	Marie Sanders	30
14.	Jessica Skower	25
15.	Fatma Yildirim	24

## Assists / Set

<min. 4 sets>

No.	Player	SP	Assists	Ast/Set
1.	Fiona Bolten	9	110	12.22
2.	Nancy Gaspardarek	8	97	12.13
3.	Jennifer McCall	11	126	11.45
4.	Jennifer Marraffino	4	44	11.00
5.	Jennifer Anderson	7	66	9.43
6.	Jessica Skower	4	25	6.25
7.	Duygu Duzceler	52	286	5.50
8.	Sarah Wickstrom	45	240	5.33
9.	Nikki Baker	15	76	5.07
10.	Hailey Luke	24	118	4.92
11.	Brianne Burkert	7	33	4.71
12.	Patricia Figueiredo	9	41	4.56
13.	LaToya Presberry	4	5	1.25
14.	Katie Mosher	45	46	1.02
15.	Fatma Yildirim	24	24	1.00

## Service Aces

No.	Player	Total
1.	Duygu Duzceler	19
2.	Mira Djuric	10
3.	Katie Mosher	7
t4.	Katie Horton	6
t4.	Sarah Wickstrom	6
t6.	Luiza Ramos	5
t6.	Fatma Yildirim	5
t8.	Donna Krai	4
t8.	Franci Rard	4
t8.	Nicole Walch	4
t11.	Laura Dadowski	3
t11.	Visnja Djurdjevic	3
t11.	Catie Lotarski	3
t11.	Rachael Morgan	3
t11.	Kristen Rust	3
t11.	Holly Schneider	3

## Service Aces / Set

<min. 4 sets>

No.	Player	SP	SA	SAS
1.	Kristen Rust	4	3	0.75
2.	Mira Djuric	15	10	0.67
3.	Franci Rard	8	4	0.50
4.	Luiza Ramos	11	5	0.45
5.	Catie Lotarski	8	3	0.38
6.	Duygu Duzceler	52	19	0.37
7.	Katie Horton	17	6	0.35
8.	Kameelah	6	2	0.33
9.	Holly Schneider	9	3	0.33
10.	Valerie Broussard	8	2	0.25
11.	Kristine Cousins	4	1	0.25
12.	Jennifer Marraffino	4	1	0.25
13.	Cassie McLaughlin	4	1	0.25
14.	Amanda Santos	4	1	0.25
15.	Laura Dadowski	13	3	0.23

## Digs

No.	Player	Total
1.	Katie Mosher	200
t2.	Visnja Djurdjevic	104
t2.	Jenna Romanelli	104
4.	Sarah Wickstrom	85
5.	Nicole Walch	81
6.	Duygu Duzceler	77
7.	Jekaterina Stepanova	75
8.	Fatma Yildirim	69
9.	Katie Horton	59
10.	Luiza Ramos	57
11.	Olivera Medic	45
12.	Rachael Morgan	42
13.	Maggie Philgence	39
14.	Vicki Zinkil	37
15.	Hailey Luke	36

## Digs / Set

<min. 4 sets>

No.	Player	SP	Digs	D/Set
1.	Luiza Ramos	11	57	5.18
2.	Katie Mosher	45	200	4.44
3.	Jenna Romanelli	24	104	4.33
4.	Franci Rard	8	33	4.13
5.	Jennifer Werrick	9	34	3.78
6.	Visnja Djurdjevic	29	104	3.59
7.	Kristen Rust	4	14	3.50
8.	Katie Horton	17	59	3.47
9.	Vicki Zinkil	11	37	3.36
10.	Maggie Philgence	12	39	3.25
11.	Olivera Medic	15	45	3.00
12.	Nicole Walch	28	81	2.89
13.	Holly Schneider	9	26	2.89
14.	Cecilie Woie	9	26	2.89
15.	Fatma Yildirim	24	69	2.88



# CAREER STATISTICS (NCAA TOURNAMENT)

## Solo Blocks

No.	Player	Total
t1.	Jordana Price	6
t1.	Gabrielle Reece	6
3.	Sareea Freeman	5
t4.	Brianna Barry	4
t4.	Rachael Morgan	4
t4.	Ashley Neff	4
t7.	Sarah Burrington	3
t7.	Aisha Thornton	3
t7.	Vicki Zinkil	3
t10.	Visnja Djurdjevic	2
t10.	Stephanie Neville	2
t10.	Karyn Palgut	2
t10.	Holly Schneider	2
t10.	Bianca Stevens	2
t10.	Nicole Walch	2

## Assisted Blocks

No.	Player	Total
1.	Ashley Neff	40
2.	Sareea Freeman	36
3.	Rachael Morgan	31
4.	Sarah Burrington	30
5.	Mercedes Vaughn	17
6.	Nicole Walch	14
t7.	Visnja Djurdjevic	13
t7.	Susan Hawks	13
t9.	Jordana Price	12
t9.	Elise Walch	12
t11.	Mara Green	11
t11.	Vicki Zinkil	11
t13.	Melanie Keil	10
t13.	Jekaterina Stepanova	10
t15.	Aisha Thornton	9
t15.	Kiara Wright	9



# MATCH-BY-MATCH LEADERS (NCAA TOURNAMENT)

## Kills

	<u>Player</u>	<u>No.</u>	<u>Opponent / Date</u>
1.	Franci Rard	28	Pacific / Dec. 5, 1993
2.	Luiza Ramos	26	DePaul / Dec. 1, 1993
t3.	Maggie Philgence	25	California / Nov. 30, 1989
t3.	Luiza Ramos	25	Pacific / Dec. 5, 1993
5.	Vicki Zinkil	24	DePaul / Dec. 1, 1993
6.	Nicole Walch	23	Brigham Young / Dec. 12, 2014
7.	Nicole Walch	22	Florida / Dec. 6, 2013
8.	Vicki Zinkil	21	Pacific / Dec. 5, 1993
t9.	Jennifer Anderson	20	Georgia / Nov. 28, 2003
t9.	Jekaterina Stepanova	20	Iowa State / Dec. 10, 2011
11.	Nicole Walch	19	Florida / Dec. 3, 2015
t12.	Gabrielle Reece	17	Kentucky / Nov. 30, 1990
t12.	Aisha Thornton	17	South Florida / Dec. 5, 1997
t12.	Karyn Palgut	17	Tennessee / Dec. 4, 1983
t15.	Visnja Djurdjevic	16	Georgia Southern / Dec. 3, 2010
t15.	Nicole Walch	16	Wisconsin / Dec. 13, 2013
t15.	Jekaterina Stepanova	16	Albany / Dec. 2, 2011
t15.	Gabrielle Reece	16	California / Nov. 30, 1989
t15.	Holly Schneider	16	Northern Illinois / Dec. 4, 1998
t15.	Nicole Walch	16	Arizona State / Dec. 3, 2015

## Assists

	<u>Player</u>	<u>No.</u>	<u>Opponent / Date</u>
1.	Jennifer McCall	66	Pacific / Dec. 5, 1993
2.	Nancy Gaspardarek	62	California / Nov. 30, 1989
3.	Jennifer McCall	60	DePaul / Dec. 1, 1993
4.	Fiona Boltan	58	Northern Illinois / Dec. 4, 1998
5.	Fiona Boltan	52	South Florida / Dec. 5, 1997
6.	Jennifer Marraffino	44	Kentucky / Nov. 30, 1990
t7.	Duygu Duzceler	35	Iowa State / Dec. 10, 2011
t7.	Nancy Gaspardarek	35	Colorado State / Dec. 3, 1988
9.	Sarah Wickstrom	34	Florida / Dec. 6, 2013
t10.	Jennifer Anderson	33	South Florida / Dec. 6, 2002
t10.	Jennifer Anderson	33	Georgia / Nov. 28, 2003
12.	Duygu Duzceler	31	Georgia Southern / Dec. 3, 2010
13.	Marie Sanders	30	Tennessee / Dec. 4, 1983
t14.	Duygu Duzceler	28	Cincinnati / Dec. 3, 2011
t14.	Duygu Duzceler	28	Purdue / Dec. 1, 2012
t14.	Sarah Wickstrom	28	Brigham Young / Dec. 12, 2014

## Attack Percentage

<min. 10 Total Attacks>

	<u>Player</u>	<u>Kills-E-TA</u>	<u>Date / Opponent</u>
1.	Ashley Neff	.650 (14-1-20)	Florida / Dec. 6, 2013
2.	Sarah Burrington	.588 (11-1-17)	Alabama / Dec. 5, 2014

3.	Aisha Thornton	.577 (17-2-26)	South Florida / Dec. 5, 1997
4.	Stephanie Neville	.571 (8-0-14)	Jacksonville State / Dec. 6, 2009
5.	Sarah Burrington	.550 (11-0-20)	Florida / Dec. 6, 2013
6.	Mira Djuric	.545 (6-0-11)	Alabama A&M / Dec. 5, 2009
7.	Mira Djuric	.538 (8-1-13)	Jacksonville State / Dec. 6, 2009
8.	Sarah Burrington	.533 (8-0-15)	Jacksonville / Dec. 4, 2014
9.	Ashley Neff	.529 (11-2-17)	Purdue / Dec. 9, 2011
10.	Nicole Walch	.522 (13-1-23)	Alabama, Dec. 5 / 2014
t11.	Bianca Stevens	.500 (10-3-14)	Kentucky / Nov. 30, 1990
t11.	Sareea Freeman	.500 (12-2-20)	Iowa State / Dec. 10, 2011
13.	Millica Kubura	.471 11-3-17	Brigham Young / Dec. 12, 2014
14.	Jekaterina Stepanova	.467 16-2-30	Albany / Dec. 2, 2011
15.	Vicki Zinkil	.457 (24-3-46)	DePaul / Dec. 1, 1993

## Total Attacks

	<u>Player</u>	<u>No.</u>	<u>Opponent / Date</u>
t1.	Maggie Philgence	62	California / Nov. 30, 1989
t1.	Franci Rard	62	Pacific / Dec. 5, 1993
3.	Luiza Ramos	61	Pacific / Dec. 5, 1993
4.	Holly Schneider	58	Northern Illinois / Dec. 4, 1998
5.	Nicole Walch	54	Brigham Young / Dec. 12, 2014
6.	Nicole Walch	53	Florida / Dec. 4, 2015
t7.	Maggie Philgence	52	Kentucky / Nov. 30, 1990
t7.	Vicki Zinkil	52	Pacific / Dec. 5, 1993
t9.	Sonia Trevino	51	California / Nov. 30, 1989
t9.	Luiza Ramos	51	DePaul / Dec. 1, 1993
t9.	Nicole Walch	51	Wisconsin / Dec. 13, 2013
12.	Kristen Rust	50	Georgia / Nov. 28, 2003
t13.	Visnja Djurdjevic	49	Iowa State / Dec. 10, 2011
t13.	Kristine Cousins	48	Kentucky / Nov. 30, 1990
t13.	Jekaterina Stepanova	48	Cincinnati / Dec. 3, 2011
t13.	Nicole Walch	48	Florida / Dec. 6, 2013



# MATCH-BY-MATCH LEADERS (NCAA TOURNAMENT)

## Service Aces

	Player	No.	Opponent / Date
1.	Mira Djuric	5	Alabama A&M / Dec. 5, 2009
2.	Donna Krai	4	Tennessee / Dec. 4, 1983
t3.	Mira Djuric	3	Jacksonville State / Dec. 6, 2009
t3.	Duygu Duzceler	3	Purdue / Dec. 1, 2012
t3.	Nicole Walch	3	Florida / Dec. 6, 2013
t3.	Katie Horton	3	Alabama / Dec. 5, 2014
t3.	Kristen Rust	3	Georgia / Nov. 28, 2003
t3.	Vicki Zinkil	3	Pacific / Dec. 5, 1993
	<i>23 tied with</i>	<i>2</i>	<i>Last time</i>
t9.	Laura Dadowski	2	Florida / Dec. 4, 2015

## Digs

	Player	No.	Opponent / Date
1.	Franci Rard	31	DePaul / Dec. 1, 1993
t2.	Katie Mosher	28	Purdue / Dec. 9, 2011
t2.	Luiza Ramos	28	DePaul / Dec. 1, 1993
4.	Visnja Djurdjevic	26	Purdue / Dec. 9, 2011
5.	Jenna Romanelli	25	Kentucky / Dec. 11, 2009
6.	Katie Mosher	24	Iowa State / Dec. 10, 2011
t7.	Fatma Yildirim	23	Purdue / Dec. 1, 2012
t7.	Maggie Philgence	23	California / Nov. 30, 1989
t9.	Jenna Romanelli	22	Florida / Dec. 4, 2010
t9.	Jekaterina Stepanova	22	Purdue / Dec. 9, 2011
t9.	Jennifer Werrick	22	South Florida / Dec. 5, 1997
t12.	Katie Mosher	21	Cincinnati / Dec. 3, 2011
t12.	Franci Rard	21	Pacific / Dec. 5, 1993
t14.	Visnja Djurdjevic	19	Iowa State / Dec. 10, 2011
t14.	Katie Mosher	19	Purdue / Dec. 1, 2012
t14.	Olivera Medic	19	Florida / Dec. 6, 2013
t14.	Sarah Wickstrom	19	Brigham Young / Dec. 12, 2014

## Solo Blocks

<min. 2>

	Player	No.	Opponent / Date
1.	Gabrielle Reece	4	California / Nov. 30, 1989
t2.	Jordana Price	3	Kentucky / Dec. 11, 2009
t2.	Brianna Barry	3	Kentucky / Dec. 11, 2009
t2.	Sareea Freeman	3	Purdue / Dec. 9, 2011
t5.	Stephanie Neville	2	Florida / Dec. 4, 2010
t5.	Ashley Neff	2	Cincinnati / Dec. 3, 2011
t5.	Rachel Morgan	2	Iowa State / Dec. 10, 2011
t5.	Sareea Freeman	2	Iowa State / Dec. 10, 2011
t5.	Ashley Neff	2	UCLA / Dec. 15, 2011
t5.	Karyn Palgut	2	Tennessee / Dec. 4, 1983
t5.	Vicki Zinkil	2	California / Nov. 30, 1989
t5.	Bianca Stevens	2	Kentucky / Nov. 30, 1990

t5. Sarah Burrington 2 Florida / Dec. 4, 2015

## Assisted Blocks

<min. 2>

	Player	No.	Opponent / Date
t1.	Sareea Freeman	8	Iowa State / Dec. 10, 2011
t1.	Susan Hawks	8	Northern Illinois / Dec. 4, 1998
3.	Sarah Burrington	7	Jacksonville / Dec. 4, 2014
t4.	Sareea Freeman	6	Purdue / Dec. 9, 2011
t4.	Ashley Neff	6	Purdue / Dec. 1, 2012
t4.	Ashley Neff	6	Wisconsin / Dec. 13, 2013
t4.	Katie Hemlepp	6	South Florida / Dec. 5, 1997
t4.	Aisha Thornton	6	South Florida / Dec. 5, 1997
t4.	LaToya Presberry	6	Northern Illinois / Dec. 4, 1998
t10.	Jordana Price	5	Alabama A&M / Dec. 5, 2009
t10.	Sareea Freeman	5	Florida / Dec. 4, 2010
t10.	Visnja Djurdjevic	5	Cincinnati / Dec. 3, 2011
t10.	Ashley Neff	5	Cincinnati / Dec. 3, 2011
t10.	Sareea Freeman	5	Cincinnati / Dec. 3, 2011
t10.	Elise Walch	5	Iowa State / Dec. 10, 2011
t10.	Mara Green	5	Hofstra / Nov. 30, 2012
t10.	Vicki Zinkil	5	California / Nov. 30, 1989
t10.	Susan Hawks	5	South Florida / Dec. 5, 1997



# ALL-TIME RECORDS VS. OPPONENTS

<b>Alabama</b>	<b>15-11</b>
Home Record	3-2
Away Record	1-2
Neutral Record	11-7

Date	Season	FSU / Opp.	Opponent	Result	Scores
	1972	- / -	vs. Alabama \$	W, 2-1	13-15, 15-3, 15-9
Oct. 4	1975	- / -	vs. Alabama !	W, 2-1	7-15, 15-8, 15-12
Oct. 11	1975	- / -	vs. Alabama @	W, 2-1	9-15, 15-6, 15-7
Nov. 21	1975	- / -	vs. Alabama ^	W, 2-0	15-4, 15-4
	1976	- / -	vs. Alabama #	L, 0-2	10-15, 11-15
	1977	- / -	vs. Alabama	L, 0-2	10-15, 3-15
	1977	- / -	vs. Alabama &	L, 0-2	9-15, 10-15
	1977	- / -	vs. Alabama &	L, 1-3	3-15, 14-16, 15-11, 9-15
	1978	- / -	at Alabama %	L, 0-3	7-15, 10-15, 11-15
	1978	- / -	vs. Alabama &	W, 2-0	15-3, 15-2
	1978	- / -	vs. Alabama &	W, 3-0	15-13, 15-13, 15-4
Sept. 29	1979	- / -	vs. Alabama @	W, 3-0	15-7, 15-6, 15-10
Sept. 22	1979	- / -	at Alabama !	L, 0-2	9-15, 11-15
Oct. 5	1979	- / -	vs. Alabama #	L, 1-2	11-15, 15-8, 5-15
Nov. 15	1979	- / -	vs. Alabama &	L, 0-2	13-15, 15-13, 12-15
Nov. 16	1979	- / -	vs. Alabama &	W, 2-0	15-13, 15-6
Nov. 17	1979	- / -	vs. Alabama &	W, 2-1	14-16, 15-11, 15-10
Oct. 4	1980	- / -	vs. Alabama #	L, 0-2	10-15, 7-15
Nov. 22	1980	- / -	vs. Alabama +	L, 1-2	14-16, 15-11, 11-15
Oct. 9	1981	- / -	vs. Alabama #	W, 2-0	15-7, 15-4
Oct. 10	1981	- / -	vs. Alabama #	W, 2-0	15-10, 15-10
Sept. 18	1981	- / -	at Alabama !	W, 2-0	15-7, 15-9
Sept. 19	1992	- / -	vs. Alabama #	W, 3-0	15-10, 15-12, 15-3
Sept. 5	2000	- / -	vs. Alabama	W, 3-2	6-15, 16-14, 15-5, 15-12, 15-13
Aug. 31	2002	- / -	vs. Alabama !	L, 1-3	26-30, 30-27, 30-19, 30-28
Dec. 5	2014	8 / -	vs. Alabama ^	W, 3-0	25-18, 25-22, 25-19

<b>Alabama A&amp;M</b>	<b>1-0</b>
Home Record	0-0
Away Record	0-0
Neutral Record	1-0

Date	Season	FSU / Opp.	Opponent	Result	Scores
Dec. 5	2009	12 / -	vs. Alabama A&M ^	W, 3-0	25-10, 25-19, 25-10

<b>UAB</b>	<b>7-1</b>
Home Record	4-1
Away Record	0-0
Neutral Record	3-0

Date	Season	FSU / Opp.	Opponent	Result	Scores
	1973	- / -	vs. UAB @	W, 2-0	15-3, 15-8
Sept. 20	1980	- / -	vs. UAB !	W, 2-0	15-9, 15-4
Oct. 9	1981	- / -	vs. UAB #	W, 2-0	15-8, 15-5
Sept. 5	1987	- / -	vs. UAB !	W, 3-0	15-5, 15-4, 15-4
Sept. 2	1988	- / -	vs. UAB	W, 3-0	15-2, 15-5, 15-1
Oct. 21	1989	- / -	vs. UAB	W, 3-1	13-15, 15-6, 15-11, 15-10
Aug. 31	1990	- / -	vs. UAB !	W, 3-0	15-7, 15-12, 15-11
Nov. 15	1991	- / -	vs. UAB #	L, 2-3	15-11, 8-15, 15-4, 13-15, 12-15

<b>Albany</b>	<b>3-0</b>
Home Record	2-0
Away Record	0-0
Neutral Record	1-0

Date	Season	FSU / Opp.	Opponent	Result	Scores
Sept. 13	2009	22 / -	vs. Albany #	W, 3-0	25-21, 25-20, 25-21
Aug. 27	2011	- / -	vs. Albany !	W, 3-0	25-16, 25-20, 25-20
Dec. 2	2011	21 / -	vs. Albany ^	W, 3-0	25-15, 25-11, 25-23

<b>American</b>	<b>1-0</b>
Home Record	0-0
Away Record	1-0
Neutral Record	0-0

Date	Season	FSU / Opp.	Opponent	Result	Scores
Sept. 7	2014	8 / -	at American @	W, 3-2	19-25, 25-12, 25-22, 10-25, 15-9

<b>Appalachian State</b>	<b>2-0</b>
Home Record	0-0
Away Record	0-0
Neutral Record	2-0

Date	Season	FSU / Opp.	Opponent	Result	Scores
	1977	- / -	vs. Appalachian State %	W, 2-0	15-11, 15-2
Oct. 24	1981	- / -	vs. Appalachian State \$	W, 3-0	15-1, 15-8, 15-8

<b>Arizona</b>	<b>0-2</b>
Home Record	0-1
Away Record	0-0
Neutral Record	0-1

Date	Season	FSU / Opp.	Opponent	Result	Scores
	1978	- / -	vs. Arizona +	L, 1-2	11-15, 16-14, 1-15
Oct. 11	1985	- / 14	vs. Arizona	L, 0-3	7-15, 4-15, 7-15

<b>Arizona State</b>	<b>1-1</b>
Home Record	0-1
Away Record	0-0
Neutral Record	1-0

Date	Season	FSU / Opp.	Opponent	Result	Scores
Nov. 24	1984	- / 14	vs. Arizona State	L, 0-3	10-15, 7-15, 4-15
Dec. 3	2015	19 / -	vs. Arizona State ^	W, 3-0	25-13, 25-17, 25-21

<b>Arkansas</b>	<b>1-0</b>
Home Record	0-0
Away Record	0-0
Neutral Record	1-0

Date	Season	FSU / Opp.	Opponent	Result	Scores
Sept. 28	1979	- / -	vs. Arkansas @	W, 2-0	15-10, 15-6

<b>Arkansas State</b>	<b>2-1</b>
Home Record	1-0
Away Record	0-0
Neutral Record	1-1

Date	Season	FSU / Opp.	Opponent	Result	Scores
	1978	- / -	vs. Arkansas State !	L, 1-2	15-5, 17-19, 15-17
Oct. 3	1993	21 / -	vs. Arkansas State	W, 3-0	15-3, 15-9, 15-2
Sept. 5	2003	- / -	vs. Arkansas State @	W, 3-1	30-21, 29-31, 30-23, 34-32

<b>Athens College</b>	<b>4-0</b>
Home Record	0-0
Away Record	0-0
Neutral Record	4-0

Date	Season	FSU / Opp.	Opponent	Result	Scores
	1973	- / -	vs. Athens College \$	W, 2-0	15-3, 15-10
Oct. 11	1974	- / -	vs. Athens College !	W, 2-0	15-7, 15-1
Nov. 22	1974	- / -	vs. Athens College %	W, 2-0	15-6, 15-5
Nov. 22	1974	- / -	vs. Athens College %	W, 2-0	15-10, 15-3

<b>Auburn</b>	<b>16-1</b>
Home Record	4-0
Away Record	2-1
Neutral Record	10-0

Date	Season	FSU / Opp.	Opponent	Result	Scores
	1972	- / -	at Auburn \$	W, 2-1	15-8, 12-15, 15-4
	1973	- / -	vs. Auburn	W, 2-0	15-7, 12-15, 15-3
Oct. 12	1974	- / -	vs. Auburn !	W, 2-0	15-6, 16-14
Oct. 26	1974	- / -	vs. Auburn @	W, 2-1	15-12, 4-15, 15-8
Nov. 22	1974	- / -	vs. Auburn %	W, 2-0	15-13, 16-14



# ALL-TIME RECORDS VS. OPPONENTS

Oct. 10	1975	-/-	vs. Auburn @	W, 2-0	15-8, 15-4
	1976	-/-	vs. Auburn #	W, 2-0	15-13, 15-9
	1976	-/-	vs. Auburn \$	W, 2-1	10-15, 15-6, 15-4
Oct. 6	1979	-/-	vs. Auburn #	W, 2-0	15-5, 15-7
Oct. 12	1979	-/-	vs. Auburn \$	W, 2-0	15-6, 15-10
Nov. 20	1980	-/-	vs. Auburn +	W, 2-0	15-1, 15-2
Oct. 21	1990	-/-	vs. Auburn	W, 3-0	15-7, 15-6, 15-3
Sept. 3	1993	-/-	vs. Auburn !	W, 3-0	15-6, 15-4, 15-3
Oct. 1	1996	-/-	at Auburn	L, 0-3	3-15, 8-15, 12-15
Sept. 1	1999	-/-	vs. Auburn	W, 3-2	7-15, 17-15, 15-11, 6-15, 15-12
Sept. 21	2013	17/-	at Auburn	W, 3-2	25-22, 28-30, 25-16, 22-25, 15-11
Sept. 15	2014	6/-	vs. Auburn	W, 3-2	25-17, 26-28, 17-25, 25-16, 15-8

<b>Ball State</b> <b>0-2</b>					
Home Record	0-0				
Away Record	0-1				
Neutral Record	0-1				

Date	Season	FSU / Opp.	Opponent	Result	Scores
Sept. 14	1996	-/-	vs. Ball State @	L, 0-3	7-15, 8-15, 8-15
Sept. 9	2000	-/-	at Ball State @	L, 1-3	8-15, 15-13, 11-15, 7-15

<b>Barry</b> <b>2-0</b>					
Home Record	0-0				
Away Record	0-0				
Neutral Record	2-0				

Date	Season	FSU / Opp.	Opponent	Result	Scores
	1972	-/-	vs. Barry @	W, 2-0	15-2, 15-5
Oct. 11	1974	-/-	vs. Barry !	W, 2-0	15-8, 15-2

<b>Baylor</b> <b>2-0</b>					
Home Record	1-0				
Away Record	0-0				
Neutral Record	1-0				

Date	Season	FSU / Opp.	Opponent	Result	Scores
Sept. 18	1981	-/-	vs. Baylor !	W, 2-0	15-4, 15-1
Oct. 19	1990	-/-	vs. Baylor	W, 3-0	15-5, 15-7, 15-4

<b>Berry College</b> <b>5-1</b>					
Home Record	1-0				
Away Record	0-0				
Neutral Record	4-1				

Date	Season	FSU / Opp.	Opponent	Result	Scores
Oct. 17	1975	-/-	vs. Berry College #	W, 2-0	15-13, 15-10
Oct. 31	1975	-/-	vs. Berry College \$	W, 2-0	15-12, 15-7
Nov. 1	1975	-/-	vs. Berry College \$	W, 2-0	15-5, 15-3
	1976	-/-	vs. Berry College !	W, 2-1	15-11, 6-15, 19-17
	1976	-/-	vs. Berry College \$	L, 1-2	15-1, 6-15, 6-15
	1976	-/-	vs. Berry College \$	W, 2-0	18-16, 15-4

<b>Boston College</b> <b>18-1</b>					
Home Record	10-0				
Away Record	8-1				
Neutral Record	0-0				
ACC Regular Season All-Time Record	17-1				

Date	Season	FSU / Opp.	Opponent	Result	Scores
Aug. 29	1997	-/-	vs. Boston College !	W, 3-0	15-7, 15-4, 15-11
Oct. 28	2005	-/-	vs. Boston College *	W, 3-2	30-17, 27-30, 30-23, 30-32, 15-7
Sept. 24	2005	-/-	at Boston College *	W, 3-1	30-24, 25-30, 30-25, 30-28
Oct. 27	2006	-/-	at Boston College *	W, 3-0	30-21, 30-27, 30-15
Sept. 24	2006	-/-	vs. Boston College *	W, 3-1	30-24, 20-30, 30-21, 30-22
Nov. 9	2007	-/-	vs. Boston College *	W, 3-0	30-20, 31-29, 30-15
Oct. 13	2007	-/-	at Boston College *	L, 2-3	30-17, 30-18, 29-31, 20-30, 7-15
Nov. 7	2008	-/-	at Boston College *	W, 3-1	25-11, 17-25, 25-18, 25-20
Oct. 12	2008	-/-	vs. Boston College *	W, 3-0	25-14, 25-18, 25-15
Nov. 20	2009	15/-	vs. Boston College *	W, 3-0	25-18, 25-18, 25-11
Oct. 18	2009	17/-	at Boston College *	W, 3-0	25-14, 25-15, 25-9

Nov. 21	2010	-/-	vs. Boston College *	W, 3-0	25-18, 25-20, 26-24
Oct. 15	2010	22/-	at Boston College *	W, 3-2	23-25, 25-22, 25-17, 23-25, 15-12
Oct. 23	2011	19/-	at Boston College *	W, 3-0	26-24, 25-13, 25-19
Nov. 18	2012	11/-	vs. Boston College *	W, 3-0	25-22, 25-13, 25-22
Oct. 12	2012	12/-	at Boston College *	W, 3-0	25-20, 25-15, 25-19
Sept. 29	2013	17/-	at Boston College *	W, 3-0	25-23, 25-8, 25-13
Nov. 21	2014	8/-	vs. Boston College *	W, 3-0	25-22, 28-26, 25-20
Oct. 25	2015	17/-	vs. Boston College *	W, 3-0	25-18, 25-22, 25-14

<b>Bowling Green</b> <b>1-0</b>					
Home Record	1-0				
Away Record	0-0				
Neutral Record	0-0				

Date	Season	FSU / Opp.	Opponent	Result	Scores
Aug. 30	2008	-/-	vs. Bowling Green !	W, 3-1	18-25, 25-23, 25-13, 25-22

<b>Brigham Young</b> <b>1-5</b>					
Home Record	0-1				
Away Record	0-0				
Neutral Record	1-4				

Date	Season	FSU / Opp.	Opponent	Result	Scores
Dec. 6	1979	-/-	vs. Brigham Young +	L, 1-2	16-14, 7-15, 7-15
Nov. 23	1984	-/15	vs. Brigham Young	L, 0-3	14-16, 0-15, 2-15
Nov. 29	1985	-/-	vs. Brigham Young ^	L, 0-3	2-15, 6-15, 5-15
Nov. 29	1986	-/1	vs. Brigham Young &	L, 2-3	9-15, 7-15, 15-9, 5-15
Nov. 10	1989	-/-	vs. Brigham Young #	W, 3-2	15-6, 15-17, 8-15, 15-11, 15-11
Dec. 12	2014	8/12	vs. Brigham Young &	L, 1-3	20-25, 19-25, 25-19, 24-26

<b>Brooklyn College</b> <b>0-1</b>					
Home Record	0-0				
Away Record	0-0				
Neutral Record	0-1				

Date	Season	FSU / Opp.	Opponent	Result	Scores
Dec. 13	1974	-/-	vs. Brooklyn College ^	L, 0-2	12-15, 0-15

<b>Brown</b> <b>1-0</b>					
Home Record	1-0				
Away Record	0-0				
Neutral Record	0-0				

Date	Season	FSU / Opp.	Opponent	Result	Scores
Sept. 21	2002	-/-	vs. Brown #	W, 3-0	30-25, 30-25, 30-19

<b>Butler</b> <b>1-0</b>					
Home Record	0-0				
Away Record	0-0				
Neutral Record	1-0				

Date	Season	FSU / Opp.	Opponent	Result	Scores
Sept. 1	1990	-/-	vs. Butler !	W, 3-1	13-15, 15-9, 15-0, 15-3

<b>California</b> <b>2-2</b>					
Home Record	0-1				
Away Record	0-0				
Neutral Record	2-1				

Date	Season	FSU / Opp.	Opponent	Result	Scores
	1978	-/-	vs. California +	L, 1-2	2-15, 15-12, 7-15
Nov. 28	1986	-/-	vs. California &	W, 3-2	15-12, 15-9, 11-15, 4-15, 15-9
Nov. 30	1989	-/17	vs. California ^	L, 1-3	15-11, 11-15, 13-15, 13-15
Sept. 12	1998	22/-	vs. California @	W, 3-0	16-14, 15-8, 15-10

<b>Central Arkansas</b> <b>1-0</b>					
Home Record	1-0				
Away Record	0-0				
Neutral Record	0-0				

Date	Season	FSU / Opp.	Opponent	Result	Scores



# ALL-TIME RECORDS VS. OPPONENTS

Sept. 13 2014 7/- vs. Central Arkansas # W, 3-0 25-11, 25-18, 25-17

<b>UCF</b>	<b>25-4</b>
Home Record .....	17-0
Away Record .....	3-2
Neutral Record .....	5-2

Date	Season	FSU / Opp.	Opponent	Result	Scores
Sept. 21	1979	-/-	vs. UCF !	L, 1-2	2-15, 15-7, 8-15
Oct. 6	1979	-/-	at UCF #	L, 0-2	7-15, 6-15
Sept. 19	1980	-/-	vs. UCF !	L, 0-2	8-15, 8-15
Oct. 3	1980	-/-	at UCF #	W, 2-0	15-11, 15-10
Oct. 24	1980	-/-	vs. UCF %	W, 2-0	16-14, 15-11
Oct. 25	1980	-/-	vs. UCF %	W, 2-0	15-0, 15-5
Oct. 31	1980	-/-	vs. UCF ^	W, 2-0	15-1, 15-3
Sept. 14	1981	-/-	vs. UCF	W, 2-0	17-15, 15-13
Oct. 13	1981	-/-	vs. UCF #	W, 3-0	15-5, 15-2, 15-4
Nov. 13	1981	-/-	vs. UCF ^	W, 2-0	15-7, 15-3, 16-14
Nov. 21	1981	-/-	vs. UCF &	W, 2-0	15-12, 15-9
Sept. 21	1982	20/-	vs. UCF	W, 3-0	15-9, 15-3, 15-10
Oct. 15	1982	-/-	at UCF \$	L, 2-0	15-10, 15-7
Oct. 2	1984	-/-	vs. UCF	W, 3-0	15-13, 15-2, 15-4
Oct. 28	1984	-/-	vs. UCF	W, 3-0	15-3, 15-9, 15-8
Sept. 21	1985	-/-	vs. UCF !	W, 3-0	15-10, 15-5, 15-6
Oct. 15	1985	-/-	vs. UCF	W, 3-0	15-10, 15-9, 15-4
Sept. 6	1986	-/-	at UCF !	W, 3-0	15-3, 15-8, 15-2
Sept. 20	1986	-/-	vs. UCF @	W, 3-0	15-9, 15-8, 15-8
Nov. 6	1987	-/-	vs. UCF	W, 3-0	15-4, 15-13, 15-4
Oct. 15	1988	-/-	vs. UCF	W, 3-0	15-8, 15-0, 15-1
Sept. 7	1991	-/-	vs. UCF	W, 3-0	15-10, 15-1, 15-7
Nov. 12	1992	-/-	vs. UCF	W, 3-0	15-10, 15-2, 15-3
Nov. 15	1994	-/-	vs. UCF	W, 3-1	15-5, 15-17, 15-13, 15-13
Sept. 8	1998	22/-	vs. UCF !	W, 3-0	15-6, 15-9, 15-6
Sept. 19	2000	-/-	vs. UCF	W, 3-1	15-7, 14-16, 15-3, 15-7
Nov. 6	2001	-/-	vs. UCF	W, 3-1	30-16, 27-30, 30-17, 30-22
Oct. 14	2003	-/-	at UCF	W, 3-1	31-29, 28-30, 32-30, 30-27
Oct. 12	2004	-/-	vs. UCF	W, 3-0	30-12, 30-25, 30-21

<b>Central Michigan</b>	<b>1-0</b>
Home Record .....	1-0
Away Record .....	0-0
Neutral Record .....	0-0

Date	Season	FSU / Opp.	Opponent	Result	Scores
Aug. 28	2009	-/-	vs. Central Michigan !	W, 3-0	25-19, 25-13, 25-23

<b>Charleston Southern</b>	<b>1-0</b>
Home Record .....	1-0
Away Record .....	0-0
Neutral Record .....	0-0

Date	Season	FSU / Opp.	Opponent	Result	Scores
Sept. 2	2000	-/-	vs. Charleston Southern !	W, 3-0	15-8, 15-4, 15-4

<b>Chattanooga</b>	<b>4-0</b>
Home Record .....	2-0
Away Record .....	0-0
Neutral Record .....	2-0

Date	Season	FSU / Opp.	Opponent	Result	Scores
	1976	-/-	vs. Chattanooga \$	W, 2-0	15-11, 15-2
	1977	-/-	vs. Chattanooga \$	W, 2-0	15-13, 15-11
	1977	-/-	vs. Chattanooga #	W, 2-0	15-10, 15-3
Oct. 7	1983	-/-	vs. Chattanooga \$	W, 3-0	15-3, 15-3, 15-9

<b>Cincinnati</b>	<b>17-2</b>
Home Record .....	5-1
Away Record .....	5-0
Neutral Record .....	7-1

Date	Season	FSU / Opp.	Opponent	Result	Scores
------	--------	------------	----------	--------	--------

	1978	-/-	vs. Cincinnati \$	W, 2-0	15-11, 15-11
	1978	-/-	vs. Cincinnati %	W, 3-0	15-12, 15-11, 15-12
Oct. 20	1979	-/-	vs. Cincinnati %	L, 0-2	11-15, 9-15
Sept. 27	1980	-/-	vs. Cincinnati @	W, 2-0	15-6, 16-14
Nov. 21	1982	-/-	vs. Cincinnati ^	L, 1-2	15-10, 13-15, 5-15
Oct. 1	1983	-/-	vs. Cincinnati #	W, 3-1	12-15, 15-11, 15-12, 15-11
Nov. 19	1983	-/-	vs. Cincinnati ?	W, 3-1	13-15, 15-12, 15-12, 15-9
Nov. 3	1984	-/-	vs. Cincinnati	W, 3-1	15-7, 13-15, 15-5, 15-11
Nov. 2	1985	-/-	at Cincinnati ?	W, 3-0	15-3, 15-9, 15-9
Oct. 31	1986	-/-	vs. Cincinnati ?	W, 3-0	15-8, 15-8, 15-13
Oct. 24	1987	-/-	at Cincinnati ?	W, 3-2	15-12, 15-10, 7-15, 7-15, 15-8
Nov. 22	1987	-/-	vs. Cincinnati \$	W, 3-1	15-4, 15-12, 6-15, 15-11
Oct. 28	1988	-/-	vs. Cincinnati ?	W, 3-2	12-15, 15-13, 13-15, 15-13, 15-4
Nov. 20	1988	-/-	at Cincinnati #	W, 3-1	10-15, 15-10, 15-7, 15-9
Oct. 14	1989	-/-	at Cincinnati ?	W, 3-1	15-8, 15-4, 8-15, 15-11
Nov. 19	1989	-/-	vs. Cincinnati \$	W, 3-0	15-12, 15-4, 15-7
Nov. 2	1990	-/-	at Cincinnati ?	W, 3-2	15-8, 14-16, 15-4, 15-17, 15-9
Dec. 3	2011	21/-	vs. Cincinnati ^	W, 3-2	25-23, 16-25, 25-20, 20-25, 15-13
Aug. 25	2012	12/-	vs. Cincinnati !	W, 3-0	25-20, 25-17, 25-14

<b>Clemson</b>	<b>33-20</b>
Home Record .....	17-8
Away Record .....	13-12
Neutral Record .....	3-0
ACC Regular Season Record .....	28-19

Date	Season	FSU / Opp.	Opponent	Result	Scores
Oct. 10	1981	-/-	vs. Clemson #	W, 2-0	15-10, 15-5
Sept. 3	1983	-/-	vs. Clemson !	W, 3-0	15-7, 15-0, 15-4
Oct. 8	1983	-/-	vs. Clemson \$	W, 3-0	15-8, 15-7, 15-4
Oct. 24	1992	-/-	vs. Clemson *	W, 3-0	15-8, 15-7, 15-4
Nov. 8	1991	-/-	at Clemson *	W, 3-0	15-12, 15-9, 15-9
Sept. 24	1993	23/-	vs. Clemson *	W, 3-2	15-7, 16-14, 8-15, 12-15, 15-11
Nov. 6	1993	23/-	at Clemson *	L, 0-3	4-15, 10-15, 4-15
Nov. 20	1993	-/-	vs. Clemson #	W, 3-0	17-15, 15-12, 15-7
Sept. 30	1994	-/-	vs. Clemson *	W, 3-2	13-15, 15-5, 15-4, 10-15, 15-11
Nov. 11	1994	-/-	at Clemson *	L, 0-3	6-15, 3-15, 5-15
Sept. 23	1995	-/-	at Clemson *	L, 1-3	3-15, 15-13, 7-15, 16-18
Oct. 7	1995	-/-	vs. Clemson *	L, 2-3	16-14, 1-15, 9-15, 15-9, 3-15
Nov. 16	1995	-/-	at Clemson #	W, 3-2	15-8, 6-15, 6-15, 16-14, 15-13
Sept. 27	1996	-/-	vs. Clemson *	L, 2-3	15-7, 15-8, 12-15, 10-15, 17-19
Oct. 11	1996	-/-	at Clemson	L, 1-3	13-15, 16-14, 14-16, 5-15
Oct. 3	1997	-/-	vs. Clemson *	W, 3-1	15-13, 14-16, 15-4, 15-13
Oct. 26	1997	-/-	at Clemson *	W, 3-1	5-15, 15-6, 15-5, 20-18
Sept. 26	1998	21/-	at Clemson *	L, 2-3	5-15, 13-15, 15-6, 17-15, 13-15
Nov. 1	1998	-/-	vs. Clemson *	W, 3-1	15-9, 15-5, 11-15, 15-11
Oct. 8	1999	-/13	at Clemson *	L, 0-3	2-15, 5-15, 7-15
Nov. 5	1999	-/13	vs. Clemson *	L, 1-3	15-11, 3-15, 8-15, 4-15
Nov. 19	1999	-/16	vs. Clemson \$	L, 0-3	4-15, 5-15, 8-15
Oct. 15	2000	-/-	vs. Clemson *	W, 3-1	15-13, 15-6, 13-15, 15-8
Nov. 11	2000	-/-	at Clemson *	W, 3-1	15-4, 6-15, 15-6, 15-9
Sept. 21	2001	-/-	at Clemson *	W, 3-1	30-23, 30-32, 30-26, 30-23
Oct. 26	2001	-/-	vs. Clemson *	W, 3-0	30-28, 30-23, 30-14
Oct. 5	2002	-/-	at Clemson *	L, 2-3	23-30, 30-28, 28-30, 30-25, 15-17
Nov. 9	2002	-/-	vs. Clemson *	L, 1-3	30-24, 28-30, 28-30, 30-26
Nov. 22	2002	-/-	vs. Clemson \$	W, 3-2	29-31, 30-23, 30-28, 30-32, 17-15
Oct. 17	2003	-/-	vs. Clemson *	W, 3-2	30-21, 22-30, 20-30, 30-27, 15-6
Nov. 7	2003	-/-	at Clemson *	L, 1-3	30-25, 22-30, 21-30, 25-30
Oct. 30	2004	-/-	at Clemson *	W, 3-1	30-28, 30-32, 31-29, 30-25
Oct. 2	2005	-/-	vs. Clemson *	L, 2-3	30-23, 30-32, 28-30, 30-20, 13-15
Nov. 4	2005	-/-	at Clemson *	W, 3-1	30-27, 17-30, 30-26, 30-22
Sept. 30	2006	-/-	at Clemson *	L, 0-3	30-32, 27-30, 30-32
Nov. 3	2006	-/-	vs. Clemson *	L, 0-3	16-30, 21-30, 21-30
Oct. 7	2007	-/-	vs. Clemson *	L, 0-3	23-30, 28-30, 27-30
Nov. 16	2007	-/-	at Clemson *	L, 0-3	24-30, 19-30, 26-30
Oct. 4	2008	-/-	at Clemson *	L, 0-3	12-25, 17-25, 14-25
Nov. 14	2008	-/-	vs. Clemson *	W, 3-2	22-25, 18-25, 25-16, 25-23, 15-12
Oct. 4	2009	17/-	vs. Clemson *	W, 3-2	26-24, 25-20, 23-25, 20-25, 15-7
Nov. 13	2009	15/-	at Clemson *	W, 3-1	21-25, 25-19, 25-19, 25-19
Oct. 8	2010	20/-	vs. Clemson *	W, 3-1	21-25, 25-19, 25-12, 25-21
Nov. 6	2010	-/-	at Clemson *	L, 0-2	20-25, 18-25, 19-25





# ALL-TIME RECORDS VS. OPPONENTS

Oct. 16	2011	21 / -	vs. Clemson *	W, 3-0	25-22, 29-27, 25-12
Nov. 18	2011	21 / -	at Clemson *	W, 3-1	22-25, 25-15, 25-20, 26-24
Oct. 21	2012	12 / -	at Clemson *	W, 3-0	25-9, 25-23, 25-19
Oct. 5	2013	18 / -	at Clemson *	W, 3-2	19-25, 17-25, 25-23, 25-21, 15-8
Nov. 27	2013	16 / -	vs. Clemson *	W, 3-0	25-21, 25-23, 25-16
Nov. 2	2014	3 / -	at Clemson *	W, 3-2	22-25, 25-22, 21-25, 25-18, 15-12
Nov. 26	2014	8 / -	vs. Clemson *	W, 3-0	25-18, 25-21, 25-13
Oct. 2	2015	17 / -	vs. Clemson *	W, 3-0	25-22, 25-15, 25-15
Nov. 27	2015	20 / -	at Clemson *	W, 3-0	25-22, 27-25, 25-15

**Coastal Carolina** **1-0**  
 Home Record ..... 1-0  
 Away Record ..... 0-0  
 Neutral Record ..... 0-0

Date	Season	FSU / Opp.	Opponent	Result	Scores
Sept. 11	2015	19 / -	vs. Coastal Carolina #	W, 3-0	25-15, 25-16, 25-10

**College of Charleston** **1-1**  
 Home Record ..... 1-0  
 Away Record ..... 0-0  
 Neutral Record ..... 0-1

Date	Season	FSU / Opp.	Opponent	Result	Scores
1977	- / -	vs. College of Charleston \$	L, 1-2	12-15, 15-7, 7-15	
Sept. 15	1995	- / -	vs. College of Charleston	W, 3-0	15-5, 15-8, 15-10

**Colorado** **0-2**  
 Home Record ..... 0-0  
 Away Record ..... 0-2  
 Neutral Record ..... 0-0

Date	Season	FSU / Opp.	Opponent	Result	Scores
Sept. 22	1990	- / -	at Colorado #	L, 1-3	4-15, 5-15, 15-9, 5-15
Aug. 29	2015	9 / 24	at Colorado !	L, 2-3	20-25, 25-17, 27-25, 21-25, 12-15

**Colorado State** **0-1**  
 Home Record ..... 0-1  
 Away Record ..... 0-0  
 Neutral Record ..... 0-0

Date	Season	FSU / Opp.	Opponent	Result	Scores
Dec. 4	1988	- / -	vs. Colorado State ^	L, 1-3	3-15, 5-15, 15-9, 7-15

**Columbus College** **3-0**  
 Home Record ..... 0-0  
 Away Record ..... 0-0  
 Neutral Record ..... 3-0

Date	Season	FSU / Opp.	Opponent	Result	Scores
1973	- / -	vs. Columbus College \$	W, 2-0	15-1, 15-8	
1977	- / -	vs. Columbus College !	W, 2-0	15-2, 15-10	
1978	- / -	vs. Columbus College !	W, 2-0	15-1, 15-0	

**Dayton** **1-0**  
 Home Record ..... 0-0  
 Away Record ..... 1-0  
 Neutral Record ..... 0-0

Date	Season	FSU / Opp.	Opponent	Result	Scores
Sept. 9	2011	24 / 23	at Dayton #	W, 3-1	25-23, 22-25, 25-23, 25-13

**Delaware** **1-0**  
 Home Record ..... 0-0  
 Away Record ..... 1-0  
 Neutral Record ..... 0-0

Date	Season	FSU / Opp.	Opponent	Result	Scores
Sept. 3	2011	25 / -	at Delaware @	W, 3-0	25-10, 25-23, 25-11

**DePaul** **2-0**

Home Record ..... 1-0  
 Away Record ..... 0-0  
 Neutral Record ..... 1-0

Date	Season	FSU / Opp.	Opponent	Result	Scores
Dec. 1	1993	- / -	vs. DePaul ^	W, 3-1	15-8, 7-15, 15-10, 15-13
Sept. 16	1994	- / -	vs. DePaul @	W, 3-2	15-11, 11-15, 14-16, 17-15, 15-4

**Duke** **17-37**  
 Home Record ..... 8-15  
 Away Record ..... 6-18  
 Neutral Record ..... 3-4  
 ACC Regular Season Record ..... 13-32

Date	Season	FSU / Opp.	Opponent	Result	Scores
Nov. 11	1983	- / -	vs. Duke *	W, 3-1	15-9, 11-15, 15-8, 15-6
Nov. 14	1986	- / -	vs. Duke #	L, 0-3	10-15, 14-16, 12-15
Nov. 13	1987	- / -	at Duke	W, 3-1	15-12, 15-6, 11-15, 15-5
Sept. 3	1989	- / -	vs. Duke !	W, 3-2	15-7, 15-7, 7-15, 13-15, 15-5
Oct. 20	1991	- / -	vs. Duke *	L, 2-3	16-14, 6-15, 15-12, 14-16, 13-15
Oct. 2	1992	- / -	at Duke *	L, 1-3	6-15, 13-15, 15-12, 3-15
Nov. 22	1992	- / -	vs. Duke #	L, 2-3	9-15, 15-9, 15-11, 11-15, 11-15
Oct. 22	1993	20 / -	vs. Duke *	L, 1-3	13-15, 15-11, 9-15, 13-15
Nov. 12	1993	- / 22	at Duke *	L, 0-3	3-15, 12-15, 6-15
Nov. 21	1993	- / 20	at Duke #	L, 0-3	6-15, 6-15, 5-15
Sept. 23	1994	- / 19	at Duke *	L, 0-3	4-15, 6-15, 10-15
Oct. 28	1994	- / 18	vs. Duke *	L, 0-3	4-15, 9-15, 7-15
Nov. 19	1994	- / 21	vs. Duke #	L, 0-3	8-15, 7-15, 8-15
Sept. 29	1995	- / -	at Duke *	L, 0-3	1-15, 7-15, 12-15
Nov. 4	1995	- / -	vs. Duke *	L, 0-3	10-15, 5-15, 9-15
Oct. 4	1996	- / -	vs. Duke *	L, 0-3	9-15, 10-15, 10-15
Nov. 3	1996	- / -	at Duke *	L, 1-3	15-13, 13-15, 5-15, 11-15
Oct. 17	1997	- / -	vs. Duke *	L, 1-3	7-15, 15-8, 13-15, 11-15
Nov. 16	1997	- / -	at Duke *	W, 3-2	13-15, 15-7, 15-7, 14-16, 15-10
Oct. 3	1998	- / -	vs. Duke *	W, 3-0	15-8, 15-7, 15-9
Oct. 23	1998	- / -	at Duke *	W, 3-0	15-13, 15-12, 15-4
Sept. 24	1999	- / -	at Duke *	L, 1-3	8-15, 11-15, 15-9, 8-15
Oct. 29	1999	- / -	vs. Duke *	L, 1-3	3-15, 15-7, 13-15, 11-15
Oct. 7	2000	- / -	at Duke *	L, 2-3	19-17, 4-15, 8-15, 15-7, 8-15
Nov. 5	2000	- / -	vs. Duke *	L, 1-3	15-6, 8-15, 11-15, 14-16
Nov. 16	2000	- / -	vs. Duke \$	L, 1-3	14-16, 10-15, 15-4, 10-15
Nov. 2	2001	- / -	at Duke *	L, 1-3	27-30, 28-30, 30-20, 28-30
Nov. 17	2001	- / -	vs. Duke \$	W, 3-1	32-30, 30-21, 13-30, 30-20
Oct. 12	2001	- / -	vs. Duke *	L, 0-3	25-30, 23-30, 24-30
Sept. 28	2002	- / -	vs. Duke *	W, 3-1	19-30, 31-29, 30-25, 30-19
Oct. 19	2002	- / -	at Duke *	L, 0-3	23-30, 20-30, 28-30
Oct. 3	2003	- / -	vs. Duke *	L, 0-3	24-30, 27-30, 29-31
Oct. 24	2003	- / -	at Duke *	L, 1-3	31-29, 23-30, 19-30, 23-30
Oct. 1	2004	- / -	vs. Duke *	L, 2-3	37-35, 27-30, 30-23, 26-30, 13-15
Oct. 20	2005	- / -	at Duke *	L, 0-3	21-30, 23-30, 28-30
Nov. 23	2005	- / -	vs. Duke *	L, 2-3	30-28, 23-30, 30-19, 19-30, 8-15
Oct. 22	2006	- / -	vs. Duke *	L, 0-3	21-30, 20-30, 27-30
Nov. 22	2006	- / 25	at Duke *	L, 0-3	23-30, 24-30, 29-31
Sept. 28	2007	- / 14	vs. Duke *	L, 0-3	24-30, 18-30, 26-30
Nov. 3	2007	- / 14	at Duke *	L, 2-3	24-30, 30-25, 27-30, 30-28, 14-16
Sept. 26	2008	- / -	at Duke *	L, 1-3	17-25, 17-25, 25-21, 22-25
Nov. 2	2008	- / -	vs. Duke *	L, 2-3	25-22, 17-25, 25-20, 21-25, 10-15
Oct. 10	2009	19 / -	at Duke *	W, 3-2	25-18, 25-27, 25-20, 23-25, 15-10
Nov. 6	2009	16 / -	vs. Duke *	W, 3-2	22-25, 25-19, 25-13, 21-25, 15-11
Oct. 24	2010	24 / -	vs. Duke *	W, 3-2	19-25, 21-25, 25-21, 25-20, 15-13
Sept. 30	2011	22 / -	vs. Duke *	W, 3-0	25-20, 25-16, 25-19
Nov. 13	2011	17 / -	at Duke *	L, 2-3	20-25, 25-14, 20-25, 25-22, 7-15
Sept. 30	2012	14 / -	vs. Duke *	W, 3-1	25-20, 22-25, 25-20, 25-16
Nov. 8	2012	13 / -	at Duke *	W, 3-0	25-16, 26-24, 25-22
Oct. 25	2013	18 / 23	at Duke *	L, 2-3	20-25, 25-22, 22-25, 25-23, 9-15
Nov. 24	2013	19 / 13	vs. Duke *	W, 3-0	25-22, 25-22, 25-17
Nov. 13	2014	3 / -	at Duke *	L, 1-3	25-20, 20-25, 21-25, 21-25
Oct. 9	2015	18 / -	at Duke *	W, 3-2	25-22, 25-22, 20-25, 21-25, 15-12
Nov. 22	2015	20 / -	vs. Duke *	W, 3-1	19-25, 25-18, 25-23, 25-17

**East Tennessee State** **2-0**



# ALL-TIME RECORDS VS. OPPONENTS

Home Record .....	0-0
Away Record .....	0-0
Neutral Record .....	2-0

Date	Season	FSU / Opp.	Opponent	Result	Scores
	1977	-/-	vs. East Tennessee State %	W, 2-0	15-9, 15-1
Oct. 23	1981	-/-	vs. East Tennessee State \$	W, 3-0	15-2, 15-6, 15-11

<b>Eastern Illinois</b> .....	<b>1-0</b>
Home Record .....	1-0
Away Record .....	0-0
Neutral Record .....	0-0

Date	Season	FSU / Opp.	Opponent	Result	Scores
Sept. 2	2006	-/-	vs. Eastern Illinois !	W, 3-0	30-12, 30-23, 30-24

<b>Eastern Kentucky</b> .....	<b>4-4</b>
Home Record .....	2-1
Away Record .....	0-0
Neutral Record .....	2-3

Date	Season	FSU / Opp.	Opponent	Result	Scores
	1976	-/-	vs. Eastern Kentucky @	W, 2-1	10-15, 15-5, 15-12
Oct. 26	1981	-/-	vs. Eastern Kentucky	W, 3-1	15-3, 3-15, 15-4, 15-10
Oct. 8	1982	-/-	vs. Eastern Kentucky #	L, 0-2	15-17, 12-15
Oct. 9	1982	-/-	vs. Eastern Kentucky #	L, 1-2	15-2, 10-15, 3-15
Nov. 5	1982	-/-	vs. Eastern Kentucky +	L, 0-2	8-15, 10-15
Nov. 3	1984	-/-	vs. Eastern Kentucky	L, 0-3	14-16, 7-15, 12-15
Nov. 11	1988	-/-	vs. Eastern Kentucky @	W, 3-0	15-9, 15-13, 15-4
Sept. 20	2003	-/-	vs. Eastern Kentucky %	W, 3-1	30-23, 30-23, 30-23

<b>Eastern Michigan</b> .....	<b>2-0</b>
Home Record .....	0-0
Away Record .....	0-0
Neutral Record .....	2-0

Date	Season	FSU / Opp.	Opponent	Result	Scores
Sept. 6	1997	-/-	vs. Eastern Michigan @	W, 3-0	15-13, 15-10, 15-5
Sept. 11	2004	-/-	vs. Eastern Michigan @	W, 3-0	30-22, 30-28, 33-31

<b>Eastern Washington</b> .....	<b>1-0</b>
Home Record .....	0-0
Away Record .....	0-0
Neutral Record .....	1-0

Date	Season	FSU / Opp.	Opponent	Result	Scores
Sept. 2	1990	-/-	vs. Eastern Washington !	W, 3-1	9-15, 15-5, 15-3, 15-13

<b>Evansville</b> .....	<b>1-0</b>
Home Record .....	1-0
Away Record .....	0-0
Neutral Record .....	0-0

Date	Season	FSU / Opp.	Opponent	Result	Scores
Nov. 20	1984	-/-	vs. Evansville	W, 3-0	15-8, 15-4, 15-4

<b>Flagler</b> .....	<b>7-1</b>
Home Record .....	3-0
Away Record .....	1-0
Neutral Record .....	3-1

Date	Season	FSU / Opp.	Opponent	Result	Scores
	1972	-/-	vs. Flagler @	W, 2-1	5-15, 15-0, 15-10
	1972	-/-	vs. Flagler #	L, 0-2	15-10, 15-12
	1973	-/-	vs. Flagler #	W, 2-1	15-3, 12-15, 15-10
Nov. 15	1974	-/-	vs. Flagler \$	W, 2-1	7-15, 15-6, 15-8
	1976	-/-	vs. Flagler #	W, 2-0	15-4, 15-9
	1976	-/-	at Flagler ^	W, 2-0	15-8, 15-12
Nov. 4	1981	-/-	vs. Flagler	W, 2-0	15-4, 15-10
Oct. 1	1980	-/-	vs. Flagler	W, 2-0	15-1, 15-2

<b>Florence State</b> .....	<b>3-0</b>
Home Record .....	0-0
Away Record .....	0-0
Neutral Record .....	3-0

Date	Season	FSU / Opp.	Opponent	Result	Scores
	1973	-/-	vs. Florence State @	W, 2-0	15-6, 15-6
	1973	-/-	vs. Florence State @	W, 2-0	15-4, 15-6
	1973	-/-	vs. Florence State \$	W, 2-0	15-11, 15-12

<b>Florida</b> .....	<b>29-38</b>
Home Record .....	14-14
Away Record .....	6-22
Neutral Record .....	9-2

Date	Season	FSU / Opp.	Opponent	Result	Scores
Nov. 15	1974	-/-	vs. Florida \$	W, 2-0	15-10, 15-4
Oct. 21	1975	-/-	at Florida	W, 2-0	15-4, 15-6
Oct. 21	1975	-/-	at Florida	W, 2-1	15-2, 7-15, 15-7
Nov. 4	1975	-/-	vs. Florida	W, 2-0	15-9, 15-1
Nov. 4	1975	-/-	vs. Florida	W, 2-0	15-6, 15-5
	1976	-/-	vs. Florida &	W, 2-0	15-0, 15-7
	1976	-/-	vs. Florida &	W, 2-1	15-3, 9-15, 15-1
	1977	-/-	vs. Florida ^	W, 2-1	10-15, 15-13, 15-7
	1977	-/-	vs. Florida &	W, 2-1	11-15, 15-10, 15-13
	1978	-/-	vs. Florida ^	W, 3-0	15-5, 13-15, 15-7
Oct. 9	1984	-/-	at Florida	W, 3-0	15-11, 15-9, 15-11
Oct. 18	1984	-/-	at Florida	W, 3-0	15-10, 15-5, 15-4
Sept. 11	1985	-/-	vs. Florida	L, 2-3	15-1, 15-4, 6-15, 1-15, 15-17
Sept. 21	1985	-/-	vs. Florida !	W, 3-2	15-8, 12-15, 15-7, 4-15, 17-15
Sept. 22	1985	-/-	vs. Florida !	W, 3-2	4-15, 15-7, 9-15, 15-6, 15-7
Nov. 15	1985	-/-	at Florida	W, 3-0	15-8, 15-8, 15-7
Sept. 5	1986	-/-	vs. Florida !	W, 3-2	15-9, 9-15, 15-7, 13-15, 15-10
Sept. 19	1986	-/-	vs. Florida @	W, 3-1	9-15, 15-1, 15-6, 15-8
Nov. 15	1986	-/-	at Florida %	W, 3-1	8-15, 15-5, 15-7, 15-9
Sept. 12	1987	-/-	at Florida @	L, 2-3	3-15, 15-8, 15-6, 10-15, 8-15
Oct. 2	1987	-/-	vs. Florida	W, 3-1	15-3, 10-15, 15-9, 15-13
Nov. 9	1987	-/-	at Florida	L, 2-3	15-8, 12-15, 11-15, 17-15, 9-15
Sept. 17	1988	-/-	vs. Florida !	L, 1-3	16-14, 11-15, 13-15, 4-15
Sept. 26	1988	-/-	at Florida	L, 0-3	10-15, 7-15, 11-15
Oct. 24	1988	-/-	vs. Florida	W, 3-1	5-15, 15-3, 15-11, 15-10
Sept. 12	1989	-/-	vs. Florida	W, 3-2	9-15, 15-12, 15-6, 13-15, 15-10
Sept. 16	1989	-/-	vs. Florida @	W, 3-0	15-12, 15-5, 15-4
Nov. 6	1989	-/-	at Florida	L, 1-3	13-15, 15-9, 11-15, 10-15
Sept. 15	1990	-/-	vs. Florida @	L, 2-3	11-15, 16-14, 11-15, 15-5, 12-15
Oct. 9	1990	-/-	at Florida	W, 3-1	15-12, 10-15, 15-4, 15-12
Oct. 30	1990	-/-	vs. Florida	W, 3-0	15-5, 15-6, 15-13
Sept. 20	1991	-/17	vs. Florida @	L, 3-0	12-15, 5-15, 2-15
Nov. 18	1991	-/10	vs. Florida #	L, 0-3	5-15, 11-15, 5-15
Sept. 5	1992	-/12	at Florida !	L, 0-3	5-15, 6-15, 5-15
Nov. 17	1992	-/5	vs. Florida	L, 0-3	8-15, 8-15, 11-15
Dec. 2	1992	-/5	at Florida ^	L, 0-3	9-15, 3-15, 10-15
Sept. 7	1993	-/8	vs. Florida	W, 3-2	15-0, 8-15, 4-15, 15-13, 15-13
Nov. 9	1993	-/-	at Florida	L, 0-3	6-15, 11-15, 14-16
Sept. 13	1994	-/5	at Florida	L, 0-3	8-15, 12-15, 2-15
Oct. 31	1994	-/8	vs. Florida	W, 3-0	15-9, 15-13, 15-12
Oct. 10	1995	-/3	vs. Florida	L, 1-3	15-12, 5-15, 10-15, 6-15
Oct. 31	1995	-/3	at Florida	L, 0-3	4-15, 3-15, 2-15
Sept. 13	1996	-/7	at Florida @	L, 0-3	3-15, 11-15, 0-15
Nov. 12	1996	-/1	vs. Florida	L, 0-3	11-15, 11-15, 8-15
Sept. 24	1997	-/3	vs. Florida	L, 0-3	11-15, 11-15, 10-15
Nov. 4	1997	-/4	at Florida	L, 0-3	7-15, 5-15, 1-15
Sept. 23	1998	21/9	at Florida	L, 1-3	15-5, 8-15, 11-15, 10-15
Nov. 3	1998	-/-	vs. Florida	L, 0-3	7-15, 12-15, 15-17
Sept. 28	1999	-/4	vs. Florida	L, 0-3	5-15, 4-15, 9-15
Nov. 9	1999	-/4	at Florida	L, 0-3	3-15, 5-15, 4-15
Sept. 26	2000	-/12	vs. Florida	L, 1-3	8-15, 8-15, 16-14, 5-15
Sept. 24	2002	-/3	at Florida	L, 1-3	30-25, 24-30, 18-30, 26-30
Sept. 14	2004	-/5	vs. Florida	L, 1-3	30-27, 16-30, 23-30, 18-30
Sept. 19	2005	-/6	at Florida	L, 0-3	20-30, 23-30, 16-30
Sept. 12	2006	-/6	vs. Florida	L, 1-3	26-30, 30-27, 24-30, 24-30



# ALL-TIME RECORDS VS. OPPONENTS

Sept. 5	2007	- / 6	at Florida	L, 1-3	30-24, 11-30, 21-30, 21-30
Sept. 8	2008	- / 8	vs. Florida	L, 0-3	22-25, 24-26, 24-26
Aug. 31	2009	- / 5	at Florida	L, 2-3	19-25, 25-23, 20-25, 25-22, 15-17
Sept. 22	2010	13 / 3	vs. Florida	L, 0-3	23-25, 29-31, 21-25
Dec. 4	2010	- / 1	at Florida ^	L, 2-3	25-20, 22-25, 25-22, 21-25, 15-17
Aug. 30	2011	25 / 9	at Florida	L, 0-3	21-25, 22-25, 22-25
Oct. 24	2012	12 / 11	vs. Florida	W, 3-0	25-23, 25-22, 25-21
Sept. 17	2013	17 / 4	at Florida	L, 0-3	20-25, 24-26, 23-25
Dec. 6	2013	16 / 6	vs. Florida ^	W, 3-2	25-15, 20-25, 22-25, 25-22, 15-9
Sept. 3	2014	8 / 11	vs. Florida	W, 3-2	28-30, 25-21, 23-25, 25-23, 15-9
Sept. 20	2015	18 / 5	at Florida	L, 1-3	25-22, 18-25, 21-25, 20-25
Dec. 4	2015	19 / 16	at Florida ^	L, 1-3	25-23, 19-25, 23-25, 19-25

<b>Florida A&amp;M</b>		<b>24-1</b>
Home Record	.....	16-0
Away Record	.....	8-1
Neutral Record	.....	0-0

Date	Season	FSU / Opp.	Opponent	Result	Scores
Nov. 11	1980	- / -	vs. Florida A&M	W, 2-0	15-1, 16-14
Nov. 4	1981	- / -	vs. Florida A&M	W, 2-0	15-1, 15-2
Oct. 19	1982	- / -	at Florida A&M	L, 2-1	15-4, 15-10, 15-6
Oct. 18	1983	- / -	vs. Florida A&M %	W, 3-0	15-2, 15-6, 15-8
Oct. 16	1984	- / -	at Florida A&M	W, 3-0	15-1, 15-2, 15-7
Oct. 1	1985	- / -	vs. Florida A&M	W, 3-0	15-4, 15-2, 15-11
Oct. 7	1986	- / -	at Florida A&M	W, 3-0	15-2, 15-6, 15-4
Sept. 29	1987	- / -	vs. Florida A&M	W, 3-0	15-2, 15-12, 15-6
Sept. 20	1988	- / -	at Florida A&M	W, 3-0	15-8, 15-6, 15-7
Oct. 3	1989	- / -	at Florida A&M	W, 3-0	15-6, 15-5, 15-2
Oct. 16	1990	- / -	vs. Florida A&M	W, 3-0	15-1, 15-2, 15-4
Oct. 8	1991	- / -	at Florida A&M	W, 3-0	15-1, 15-8, 15-3
Oct. 13	1992	- / -	vs. Florida A&M	W, 3-0	15-2, 15-5, 15-1
Oct. 12	1998	- / -	vs. Florida A&M	W, 3-0	15-2, 15-6, 15-1
Oct. 11	1999	- / -	vs. Florida A&M	W, 3-0	15-12, 15-8, 15-9
Oct. 11	2000	- / -	vs. Florida A&M	W, 3-0	15-5, 15-5, 15-1
Sept. 16	2000	- / -	vs. Florida A&M #	W, 3-0	15-5, 15-6, 15-1
Oct. 9	2001	- / -	vs. Florida A&M	W, 3-1	30-19, 31-33, 30-19, 32-30
Oct. 16	2002	- / -	vs. Florida A&M	W, 3-0	30-25, 30-22, 30-22
Aug. 29	2008	- / -	vs. Florida A&M !	W, 3-0	25-13, 25-15, 25-16
Aug. 29	2009	- / -	vs. Florida A&M !	W, 3-0	25-18, 25-23, 25-19
Nov. 27	2010	- / -	at Florida A&M	W, 3-0	25-17, 25-16, 25-14
Sept. 1	2012	8 / -	at Florida A&M @	W, 3-0	25-13, 25-18, 25-18
Oct. 17	2014	4 / -	vs. Florida A&M	W, 3-0	26-24, 25-21, 25-18
Sept. 12	2015	19 / -	at Florida A&M #	W, 3-0	25-15, 25-16, 28-26

<b>Florida Atlantic</b>		<b>9-0</b>
Home Record	.....	8-0
Away Record	.....	1-0
Neutral Record	.....	0-0

Date	Season	FSU / Opp.	Opponent	Result	Scores
Oct. 8	1993	19 / -	vs. Florida Atlantic	W, 3-0	15-8, 15-6, 15-4
Oct. 14	1994	- / -	vs. Florida Atlantic	W, 3-0	15-7, 15-2, 15-7
Aug. 30	1996	- / -	vs. Florida Atlantic	W, 3-0	15-5, 15-9, 15-7
Aug. 31	1996	- / -	vs. Florida Atlantic	W, 3-0	15-1, 15-7, 15-3
Sept. 12	1997	- / -	vs. Florida Atlantic	W, 3-0	15-3, 15-3, 15-7
Sept. 19	1997	- / -	at Florida Atlantic #	W, 3-0	15-3, 15-7, 15-6
Sept. 17	1999	- / -	vs. Florida Atlantic	W, 3-0	15-11, 16-14, 15-13
Sept. 1	2000	- / -	vs. Florida Atlantic !	W, 3-0	15-7, 15-1, 15-12
Aug. 29	2003	- / -	vs. Florida Atlantic !	W, 3-0	30-21, 30-23, 30-21

<b>Florida Gulf Coast</b>		<b>1-0</b>
Home Record	.....	1-0
Away Record	.....	0-0
Neutral Record	.....	0-0

Date	Season	FSU / Opp.	Opponent	Result	Scores
Sept. 7	2013	15 / -	vs. Florida Gulf Coast @	W, 3-0	25-17, 25-13, 25-20

<b>Florida International</b>		<b>25-8</b>
Home Record	.....	7-1

Away Record	.....	2-0
Neutral Record	.....	16-7

Date	Season	FSU / Opp.	Opponent	Result	Scores
	1973	- / -	vs. Florida International #	W, 2-0	15-6, 15-6
Oct. 26	1974	- / -	vs. Florida International @	W, 2-0	15-3, 15-4
Nov. 1	1974	- / -	vs. Florida International #	W, 2-0	15-6, 15-7
Nov. 2	1974	- / -	vs. Florida International #	W, 2-0	15-8, 15-12
Nov. 16	1974	- / -	vs. Florida International \$	W, 2-1	15-17, 15-6, 15-12
Oct. 17	1975	- / -	vs. Florida International #	W, 2-1	15-3, 12-15, 15-2
Nov. 1	1975	- / -	vs. Florida International \$	W, 2-0	17-15, 15-2
Nov. 14	1975	- / -	vs. Florida International %	W, 2-0	15-10, 15-13
Nov. 15	1975	- / -	vs. Florida International %	L, 0-2	15-5, 15-6
Nov. 15	1975	- / -	vs. Florida International %	L, 0-2	15-9, 15-5
Nov. 22	1975	- / -	vs. Florida International ^	W, 2-0	15-10, 15-6
	1976	- / -	vs. Florida International %	L, 0-2	11-15, 12-15
	1976	- / -	vs. Florida International %	W, 2-0	15-8, 15-13
	1976	- / -	vs. Florida International &	L, 0-2	7-15, 9-15
	1976	- / -	vs. Florida International &	W, 2-1	13-15, 15-3, 15-13
	1976	- / -	vs. Florida International &	L, 0-2	6-15, 8-15
	1977	- / -	vs. Florida International @	L, 1-2	8-15, 15-13, 10-15
	1977	- / -	vs. Florida International #	L, 0-2	6-15, 4-15
	1978	- / -	vs. Florida International @	W, 2-0	15-6, 16-14
Oct. 3	1980	- / -	vs. Florida International #	L, 0-2	10-15, 9-15
Oct. 31	1980	- / -	vs. Florida International ^	W, 2-1	9-15, 16-14, 15-3
Sept. 16	1988	- / -	vs. Florida International !	W, 3-0	15-0, 15-1, 15-1
Sept. 15	1989	- / -	vs. Florida International @	W, 3-1	15-2, 13-15, 15-6, 15-2
Sept. 15	1990	- / -	vs. Florida International @	W, 3-0	16-14, 15-9, 15-1
Oct. 20	1990	- / -	vs. Florida International	W, 3-0	15-10, 15-4, 15-3
Sept. 21	1991	- / -	vs. Florida International @	W, 3-0	15-6, 15-9, 15-7
Sept. 19	1997	- / -	vs. Florida International #	W, 3-0	15-9, 15-5, 15-4
Sept. 5	1998	24 / -	vs. Florida International !	W, 3-0	15-10, 15-9, 15-5
Sept. 4	1999	- / -	vs. Florida International !	W, 3-0	15-3, 15-8, 15-13
Sept. 13	2002	- / -	at Florida International @	W, 3-2	30-18, 30-26, 32-34, 28-30, 15-13
Sept. 12	2009	22 / -	at Florida International #	W, 3-1	24-26, 25-21, 25-17, 25-12
Aug. 28	2010	15 / -	vs. Florida International !	W, 3-0	25-20, 25-10, 25-21
Aug. 31	2012	8 / -	vs. Florida International @	W, 3-0	25-11, 25-12, 25-16

<b>Florida JC</b>		<b>2-0</b>
Home Record	.....	2-0
Away Record	.....	0-0
Neutral Record	.....	0-0

Date	Season	FSU / Opp.	Opponent	Result	Scores
Oct. 1	1980	- / -	vs. Florida JC	W, 2-0	15-1, 15-1
Nov. 11	1980	- / -	vs. Florida JC	W, 2-0	15-8, 15-1

<b>Florida Southern</b>		<b>5-1</b>
Home Record	.....	2-1
Away Record	.....	0-0
Neutral Record	.....	3-0

Date	Season	FSU / Opp.	Opponent	Result	Scores
	1973	- / -	vs. Florida Southern #	W, 2-0	15-1, 15-0
	1978	- / -	vs. Florida Southern @	W, 2-0	16-14, 15-10
	1978	- / -	vs. Florida Southern #	W, 2-0	16-14, 15-6
Oct. 12	1979	- / -	vs. Florida Southern \$	W, 2-0	15-8, 15-6
Oct. 31	1980	- / -	vs. Florida Southern ^	W, 2-0	15-8, 16-14
Oct. 16	1982	- / -	vs. Florida Southern \$	L, 1-2	12-15, 15-13, 12-15

<b>Florida Tech</b>		<b>5-2</b>
Home Record	.....	1-0
Away Record	.....	0-0
Neutral Record	.....	4-2

Date	Season	FSU / Opp.	Opponent	Result	Scores
	1972	- / -	vs. Florida Tech #	W, 2-0	17-15, 15-6
Oct. 25	1974	- / -	vs. Florida Tech @	W, 2-0	15-7, 15-12
	1976	- / -	vs. Florida Tech #	W, 2-0	15-9, 15-9
	1976	- / -	vs. Florida Tech ^	W, 2-0	15-4, 15-12
	1978	- / -	vs. Florida Tech @	L, 0-2	9-15, 7-15

# ALL-TIME RECORDS VS. OPPONENTS

1978	-/-	vs. Florida Tech @	L, 0-2	14-16, 5-15
Sept. 15 1987	-/-	vs. Florida Tech @	W, 3-0	15-4, 15-0, 15-2

**Fresno State** **1-2**

Home Record	0-1
Away Record	0-0
Neutral Record	1-1

Date	Season	FSU / Opp.	Opponent	Result	Scores
Nov. 9	1990	-/-	vs. Fresno State \$	L, 1-3	15-7, 11-15, 4-15, 15-17
Sept. 17	1994	-/-	vs. Fresno State @	L, 1-3	15-7, 13-15, 9-15, 14-16
Aug. 31	2001	-/-	vs. Fresno State !	W, 3-2	32-30, 37-35, 31-33, 30-32, 18-16

**George Mason** **0-2**

Home Record	0-1
Away Record	0-0
Neutral Record	0-1

Date	Season	FSU / Opp.	Opponent	Result	Scores
Sept. 9	1995	-/-	vs. George Mason @	L, 0-3	11-15, 7-15, 9-15
Sept. 17	2004	-/-	vs. George Mason #	L, 2-3	27-30, 32-30, 30-28, 23-30, 13-15

**George Washington** **1-1**

Home Record	0-0
Away Record	0-0
Neutral Record	1-1

Date	Season	FSU / Opp.	Opponent	Result	Scores
1976	-/-	vs. George Washington @	L, 1-2	11-15, 15-7, 10-15	
Nov. 10 1990	-/-	vs. George Washington \$	W, 3-2	15-2, 16-18, 15-6, 13-15, 3-15, 15-3	

**Georgetown** **2-0**

Home Record	0-0
Away Record	1-0
Neutral Record	1-0

Date	Season	FSU / Opp.	Opponent	Result	Scores
Sept. 2	1989	-/-	at Georgetown !	W, 3-0	15-6, 15-9, 15-4
Sept. 18	1992	-/-	vs. Georgetown #	W, 3-0	15-8, 15-11, 15-5

**Georgia** **16-8**

Home Record	6-4
Away Record	2-4
Neutral Record	8-0

Date	Season	FSU / Opp.	Opponent	Result	Scores
Oct. 11	1974	-/-	vs. Georgia !	W, 2-0	15-0, 15-1
Oct. 11	1975	-/-	vs. Georgia @	W, 2-0	15-4, 15-4
1977	-/-	vs. Georgia #	W, 2-0	16-14, 15-10	
1977	-/-	vs. Georgia %	W, 2-1	9-15, 15-2, 15-7	
Nov. 15	1979	-/-	vs. Georgia &	W, 2-1	6-15, 15-7, 15-6
Sept. 18	1981	-/-	vs. Georgia !	W, 2-1	14-16, 15-8, 15-11
Sept. 25	1981	-/-	vs. Georgia	W, 2-1	16-14, 15-9, 15-3
Nov. 22	1981	-/-	vs. Georgia &	W, 2-0	15-1, 15-5
Nov. 11	1983	-/-	vs. Georgia *	W, 3-0	15-5, 15-7, 15-12
Nov. 8	1984	-/-	vs. Georgia	L, 2-3	10-15, 15-13, 13-15, 15-5, 13-15
Sept. 9	1985	-/-	vs. Georgia	L, 0-3	4-15, 10-15, 6-15
Nov. 29	1985	-/-	vs. Georgia ^	W, 1-3	9-15, 16-14, 7-15, 11-15
Dec. 7	1985	-/-	at Georgia &	L, 0-3	6-15, 1-15, 11-15
Sept. 8	1986	-/-	vs. Georgia	L, 1-3	12-15, 15-13, 5-15, 4-15
Sept. 6	1987	-/-	vs. Georgia !	W, 3-0	16-14, 15-8, 15-11
Sept. 23	1988	-/-	at Georgia	W, 3-1	15-8, 15-11, 12-15, 15-9
Sept. 1	1990	-/-	at Georgia !	W, 3-2	10-15, 12-15, 15-11, 15-8, 16-14
Oct. 28	1990	-/-	vs. Georgia	W, 3-0	15-4, 15-6, 15-12
Oct. 26	1991	-/-	vs. Georgia	L, 1-3	15-5, 14-16, 15-13, 9-15, 9-15
Nov. 9	1991	-/20	at Georgia	L, 0-3	9-15, 12-15, 1-15
Nov. 26	1994	-/17	at Georgia \$	L, 1-3	8-15, 15-5, 6-15, 6-15
Nov. 16	1996	-/-	vs. Georgia	W, 3-2	3-15, 2-15, 16-14, 15-12, 16-14
Nov. 28	2003	-/-	at Georgia ^	L, 1-3	23-30, 26-30, 30-28, 28-30
Sept. 1	2012	8/-	vs. Georgia @	W, 3-1	26-28, 25-11, 25-21, 25-16

**Georgia College** **4-0**

Home Record	1-0
Away Record	0-0
Neutral Record	3-0

Date	Season	FSU / Opp.	Opponent	Result	Scores
1973	-/-	vs. Georgia College !	W, 2-0	15-6, 15-8	
1973	-/-	vs. Georgia College !	W, 2-0	15-11, 15-5	
1973	-/-	vs. Georgia College	W, 2-0	15-5, 15-5	
1973	-/-	vs. Georgia College \$	W, 2-1	15-13, 11-15, 15-10	

**Georgia Southern** **4-0**

Home Record	2-0
Away Record	0-0
Neutral Record	2-0

Date	Season	FSU / Opp.	Opponent	Result	Scores
Sept. 16	1990	-/-	vs. Georgia Southern	W, 3-0	15-2, 15-1, 15-7
Sept. 10	1997	-/-	vs. Georgia Southern	W, 3-0	15-5, 15-0, 15-3
Dec. 3	2010	-/-	vs. Georgia Southern ^	W, 3-1	25-20, 23-25, 25-22, 25-13
Dec. 5	2013	16/-	vs. Georgia Southern ^	W, 3-0	25-19, 25-20, 25-20

**Georgia State** **5-0**

Home Record	1-0
Away Record	0-0
Neutral Record	4-0

Date	Season	FSU / Opp.	Opponent	Result	Scores
Oct. 10	1975	-/-	vs. Georgia State @	W, 2-0	15-1, 15-5
1977	-/-	vs. Georgia State \$	W, 2-0	15-4, 15-7	
1978	-/-	vs. Georgia State &	W, 2-0	15-4, 15-4	
Sept. 4	1992	-/-	vs. Georgia State !	W, 3-0	15-7, 15-2, 15-3
Sept. 13	1997	-/-	vs. Georgia State	W, 3-0	15-11, 15-4, 15-6

**Georgia Tech** **19-30**

Home Record	10-11
Away Record	9-16
Neutral Record	0-3
ACC Regular Season Record	19-27

Date	Season	FSU / Opp.	Opponent	Result	Scores
Nov. 10	1991	-/-	at Georgia Tech *	L, 2-3	13-15, 7-15, 15-7, 15-4, 11-15
Oct. 17	1992	-/-	vs. Georgia Tech *	W, 3-2	15-12, 12-15, 15-6, 7-15, 15-12
Sept. 25	1993	23/-	vs. Georgia Tech *	W, 3-0	15-8, 15-6, 15-9
Nov. 5	1993	23/-	at Georgia Tech *	L, 1-3	8-15, 10-15, 15-9, 12-15
Oct. 1	1994	-/-	vs. Georgia Tech *	L, 0-3	14-16, 7-15, 1-15
Nov. 12	1994	-/-	at Georgia Tech *	L, 0-3	14-16, 7-15, 1-15
Sept. 22	1995	-/22	at Georgia Tech *	L, 1-3	4-15, 16-14, 6-15, 13-15
Oct. 6	1995	-/25	vs. Georgia Tech *	L, 0-3	11-15, 14-16, 9-15
Sept. 29	1996	-/-	vs. Georgia Tech *	L, 1-3	11-15, 12-15, 15-11, 12-15
Oct. 13	1996	-/-	at Georgia Tech *	L, 1-3	4-15, 15-9, 6-15, 6-15
Nov. 22	1996	-/-	at Georgia Tech #	L, 0-3	8-15, 12-15, 8-15
Oct. 5	1997	-/-	vs. Georgia Tech *	W, 3-1	15-12, 15-9, 9-15, 16-14
Oct. 25	1997	-/-	at Georgia Tech *	L, 1-3	13-15, 15-8, 9-15, 7-15
Nov. 22	1997	-/-	vs. Georgia Tech \$	L, 1-3	14-16, 10-15, 15-5, 6-15
Sept. 27	1998	21/-	at Georgia Tech *	L, 1-3	12-15, 8-15, 15-8, 5-15
Oct. 30	1998	-/-	vs. Georgia Tech *	W, 3-0	15-6, 16-14, 15-11
Oct. 9	1999	-/-	at Georgia Tech *	L, 0-3	7-15, 14-16, 7-15
Nov. 7	1999	-/-	vs. Georgia Tech *	L, 1-3	15-10, 5-15, 15-12, 15-2
Oct. 13	2000	-/-	vs. Georgia Tech *	L, 2-3	15-9, 15-13, 6-15, 9-15, 10-15
Nov. 10	2000	-/-	at Georgia Tech *	W, 3-1	15-11, 15-5, 9-15, 15-10
Sept. 22	2001	-/-	at Georgia Tech *	L, 0-3	25-30, 26-30, 24-30
Oct. 28	2001	-/-	vs. Georgia Tech *	W, 3-2	25-30, 21-30, 30-24, 30-26, 15-12
Oct. 6	2002	-/23	at Georgia Tech *	L, 2-3	23-30, 18-30, 31-29, 32-30, 12-15
Nov. 8	2002	-/24	vs. Georgia Tech *	L, 0-3	26-30, 26-30, 16-30
Nov. 24	2002	-/20	at Georgia Tech \$	L, 1-3	23-30, 23-30, 30-23, 19-30
Oct. 18	2003	-/4	vs. Georgia Tech *	L, 0-3	30-32, 24-30, 22-30
Nov. 8	2003	-/7	at Georgia Tech *	L, 0-3	16-30, 29-31, 22-30
Nov. 21	2003	-/6	vs. Georgia Tech \$	L, 1-3	23-30, 31-29, 19-30, 27-30
Oct. 29	2004	-/-	at Georgia Tech *	L, 1-3	23-30, 28-30, 31-29, 25-30
Sept. 30	2005	-/-	vs. Georgia Tech *	L, 2-3	30-27, 27-30, 30-19, 27-30, 12-15



# ALL-TIME RECORDS VS. OPPONENTS

Nov. 5	2005	-/-	at Georgia Tech *	W, 3-0	30-24, 30-25, 30-25
Sept. 29	2006	-/-	at Georgia Tech *	W, 3-2	30-23, 32-30, 15-30, 27-30, 15-9
Nov. 5	2006	-/-	vs. Georgia Tech *	L, 1-3	30-27, 26-30, 25-30, 26-30
Oct. 5	2007	-/-	vs. Georgia Tech *	W, 3-1	30-21, 32-30, 20-30, 30-24
Nov. 17	2007	-/-	at Georgia Tech *	L, 1-3	30-27, 25-30, 20-30, 27-30
Oct. 30	2008	-/-	at Georgia Tech *	L, 0-3	21-25, 16-25, 17-25
Nov. 16	2008	-/-	vs. Georgia Tech *	W, 3-1	22-25, 25-18, 26-24, 25-19
Oct. 2	2009	17/-	vs. Georgia Tech *	L, 2-3	25-19, 25-27, 25-15, 25-27, 14-16
Nov. 14	2009	15/-	at Georgia Tech *	W, 3-0	25-20, 25-23, 25-23
Oct. 10	2010	20/-	vs. Georgia Tech *	L, 0-3	24-26, 11-25, 17-25
Nov. 5	2010	-/-	at Georgia Tech *	W, 3-0	25-22, 25-23, 25-18
Oct. 14	2011	21/-	vs. Georgia Tech *	W, 3-0	25-19, 25-23, 25-21
Nov. 19	2011	21/-	at Georgia Tech *	W, 3-1	25-20, 17-25, 25-20, 25-15
Oct. 19	2012	12/-	at Georgia Tech *	W, 3-2	33-35, 23-25, 25-13, 25-17, 15-10
Oct. 4	2013	18/-	at Georgia Tech *	L, 1-3	25-20, 24-26, 17-25, 22-25
Nov. 29	2013	16/-	vs. Georgia Tech *	W, 3-0	25-10, 25-13, 25-21
Oct. 3	2014	5/-	at Georgia Tech *	W, 3-0	25-17, 25-22, 25-18
Oct. 4	2015	17/-	vs. Georgia Tech *	W, 3-0	25-22, 25-20, 25-13
Nov. 25	2015	20/-	at Georgia Tech *	W, 3-2	25-20, 22-25, 23-25, 25-20, 15-7

**Gulf Coast CC** **2-0**

Home Record ..... 2-0

Away Record ..... 0-0

Neutral Record ..... 0-0

Date	Season	FSU / Opp.	Opponent	Result	Scores
Oct. 17	1979	-/-	vs. Gulf Coast CC	W, 2-0	15-1, 15-5
Oct. 23	1979	-/-	vs. Gulf Coast CC	W, 2-0	15-2, 15-2

**Hofstra** **4-0**

Home Record ..... 3-0

Away Record ..... 1-0

Neutral Record ..... 0-0

Date	Season	FSU / Opp.	Opponent	Result	Scores
Nov. 4	1984	-/-	vs. Hofstra	W, 3-2	9-15, 15-11, 15-13, 9-15, 15-12
Nov. 1	1991	-/-	vs. Hofstra	W, 3-1	15-3, 15-9, 9-15, 15-8
Oct. 31	1992	-/-	at Hofstra &	W, 3-0	15-5, 15-11, 15-5
Nov. 30	2012	12/-	vs. Hofstra ^	W, 3-0	25-21, 25-10, 25-20

**Houston** **7-9**

Home Record ..... 2-1

Away Record ..... 3-4

Neutral Record ..... 2-4

Date	Season	FSU / Opp.	Opponent	Result	Scores
Oct. 19	1979	-/-	vs. Houston %	L, 0-2	5-15, 13-15
Dec. 6	1979	-/-	vs. Houston +	L, 0-2	9-15, 8-15
Oct. 2	1981	-/-	vs. Houston @	W, 2-0	15-5, 15-11
Oct. 30	1983	-/-	at Houston ^	L, 1-3	15-11, 8-15, 8-15, 14-16
Sept. 23	1984	-/-	at Houston	L, 1-3	15-12, 8-15, 7-15, 11-15
Nov. 27	1987	-/-	vs. Houston \$	L, 2-3	15-7, 15-3, 11-15, 8-15, 11-15
Oct. 7	1988	-/-	at Houston	L, 2-3	15-1, 5-15, 15-3, 3-15, 4-15
Nov. 10	1990	-/-	vs. Houston \$	W, 3-1	15-6, 12-15, 15-10, 15-4
Oct. 6	1991	-/-	at Houston	L, 1-3	8-15, 7-15, 15-13, 3-15
Sept. 25	1992	-/-	vs. Houston	W, 3-2	11-15, 15-13, 11-15, 15-6, 15-8
Sept. 18	1993	21/-	at Houston	W, 3-0	15-11, 15-9, 15-2
Sept. 16	1995	-/-	vs. Houston	L, 1-3	13-15, 15-12, 9-15, 3-15
Sept. 13	2003	-/-	vs. Houston #	W, 3-1	23-30, 30-24, 30-20, 30-21
Sept. 10	2005	-/-	vs. Houston @	L, 2-3	26-30, 30-28, 28-30, 30-23, 10-15
Sept. 3	2010	13/-	at Houston @	W, 3-0	25-19, 25-19, 25-13
Sept. 14	2012	11/-	at Houston	W, 3-0	25-14, 25-15, 25-19

**Idaho** **1-0**

Home Record ..... 0-0

Away Record ..... 0-0

Neutral Record ..... 1-0

Date	Season	FSU / Opp.	Opponent	Result	Scores
Sept. 14	1991	-/-	vs. Idaho !	W, 3-0	16-14, 15-2, 15-6

**Illinois** **3-2**

Home Record ..... 2-0

Away Record ..... 0-0

Neutral Record ..... 1-2

Date	Season	FSU / Opp.	Opponent	Result	Scores
Oct. 8	1982	-/-	vs. Illinois #	W, 2-0	15-4, 15-6
Sept. 6	1986	-/9	vs. Illinois !	L, 0-3	11-15, 10-15, 0-15
Sept. 2	2000	-/-	vs. Illinois !	W, 3-0	15-11, 15-6, 15-6
Sept. 4	2009	-/8	vs. Illinois @	W, 3-0	26-24, 25-22, 25-17
Aug. 30	2013	18/-	vs. Illinois !	L, 0-3	18-25, 23-25, 23-25

**Illinois-Chicago** **1-0**

Home Record ..... 0-0

Away Record ..... 1-0

Neutral Record ..... 0-0

Date	Season	FSU / Opp.	Opponent	Result	Scores
Oct. 26	1987	-/-	at Illinois-Chicago	W, 3-0	15-10, 15-4, 15-5

**Illinois-Chicago Circle** **0-1**

Home Record ..... 0-0

Away Record ..... 0-0

Neutral Record ..... 0-1

Date	Season	FSU / Opp.	Opponent	Result	Scores
	1976	-/-	vs. Illinois-Chicago Circle @	L, 0-2	5-15, 3-15

**Illinois State** **4-3**

Home Record ..... 2-1

Away Record ..... 0-1

Neutral Record ..... 2-1

Date	Season	FSU / Opp.	Opponent	Result	Scores
Dec. 12	1974	-/-	vs. Illinois State ^	L, 0-2	9-15, 14-16
	1978	-/-	vs. Illinois State \$	W, 2-0	15-12, 15-12
Oct. 1	1982	20/-	vs. Illinois State @	W, 3-1	15-13, 15-4, 13-15, 15-8
Sept. 21	1984	-/-	vs. Illinois State	L, 0-3	1-15, 6-15, 4-15
Sept. 22	1989	-/-	vs. Illinois State	W, 3-2	12-15, 15-7, 12-15, 15-6, 15-9
Sept. 24	1989	-/-	vs. Illinois State	W, 3-1	15-11, 15-8, 2-15, 15-7
Aug. 30	2002	-/-	at Illinois State !	L, 0-3	27-30, 30-32, 24-30

**Indian River CC** **1-0**

Home Record ..... 1-0

Away Record ..... 0-0

Neutral Record ..... 0-0

Date	Season	FSU / Opp.	Opponent	Result	Scores
Nov. 2	1981	-/-	vs. Indian River CC	W, 3-0	15-5, 15-9, 16-14

**Indiana** **0-1**

Home Record ..... 0-1

Away Record ..... 0-0

Neutral Record ..... 0-0

Date	Season	FSU / Opp.	Opponent	Result	Scores
Sept. 4	1999	-/-	vs. Indiana !	L, 0-3	6-15, 14-16, 4-15

**IUPUI** **1-0**

Home Record ..... 0-0

Away Record ..... 0-0

Neutral Record ..... 1-0

Date	Season	FSU / Opp.	Opponent	Result	Scores
Sept. 14	2002	-/-	vs. IUPUI @	W, 3-0	30-20, 30-23, 30-18

**Iowa** **0-2**

Home Record ..... 0-2

Away Record ..... 0-0

Neutral Record ..... 0-0



# ALL-TIME RECORDS VS. OPPONENTS

Date	Season	FSU / Opp.	Opponent	Result	Scores
Nov. 25	1984	- / -	vs. Iowa	L, 0-3	3-15, 2-15, 12-15
Sept. 3	1994	- / -	vs. Iowa %	L, 0-3	8-15, 6-15, 11-15

Iowa State			4-0
Home Record			0-0
Away Record			1-0
Neutral Record			3-0

Date	Season	FSU / Opp.	Opponent	Result	Scores
Oct. 19	1979	- / -	vs. Iowa State %	W, 2-0	15-1, 15-6
Dec. 10	2011	21 / 14	vs. Iowa State &	W, 3-2	25-21, 23-25, 25-20, 19-25, 15-11
Aug. 25	2012	12 / 10	vs. Iowa State !	W, 3-2	23-25, 25-23, 25-11, 25-27, 15-11
Aug. 31	2014	13 / -	at Iowa State !	W, 3-0	25-21, 25-16, 25-11

Jacksonville			37-0
Home Record			20-0
Away Record			11-0
Neutral Record			6-0

Date	Season	FSU / Opp.	Opponent	Result	Scores
1972	- / -	vs. Jacksonville	W, 2-1	15-5, 10-15, 15-10	
1972	- / -	vs. Jacksonville #	W, 2-1	13-15, 15-8, 15-11	
1972	- / -	vs. Jacksonville \$	W, 2-0	15-1, 15-2	
1973	- / -	at Jacksonville	W, 2-0	15-3, 15-6	
1973	- / -	at Jacksonville @	W, 2-0	15-7, 15-9	
1973	- / -	at Jacksonville @	W, 2-0	15-3, 15-4	
Nov. 14	1974	- / -	vs. Jacksonville \$	W, 2-0	15-3, 15-6
Nov. 13	1975	- / -	vs. Jacksonville %	W, 2-0	15-2, 15-6
1976	- / -	vs. Jacksonville ^	W, 2-0	15-3, 15-12	
Oct. 1	1980	- / -	vs. Jacksonville	W, 2-0	15-4, 15-9
Oct. 11	1980	- / -	vs. Jacksonville \$	W, 2-0	15-0, 15-5
Nov. 4	1980	- / -	vs. Jacksonville	W, 3-0	15-6, 15-4, 15-5
Oct. 9	1981	- / -	vs. Jacksonville #	W, 2-0	15-1, 15-5
Oct. 8	1982	- / -	vs. Jacksonville #	W, 2-0	15-7, 15-12
Oct. 22	1986	- / -	vs. Jacksonville	W, 3-2	15-12, 15-4, 11-15, 6-15, 15-7
Sept. 11	1987	- / -	vs. Jacksonville @	W, 3-0	15-5, 15-3, 15-11
Oct. 12	1987	- / -	at Jacksonville	W, 3-0	15-12, 15-13, 15-10
Sept. 3	1988	- / -	vs. Jacksonville	W, 3-0	15-10, 15-11, 15-12
Oct. 18	1988	- / -	at Jacksonville	W, 3-0	15-4, 15-8, 15-7
Oct. 9	1989	- / -	at Jacksonville	W, 3-0	15-1, 15-1, 15-2
Oct. 23	1990	- / -	vs. Jacksonville	W, 3-0	15-4, 15-2, 15-7
Oct. 1	1991	- / -	at Jacksonville	W, 3-0	15-8, 15-6, 15-12
Sept. 29	1992	- / -	vs. Jacksonville	W, 3-0	15-7, 15-3, 15-7
Sept. 27	1993	23 / -	vs. Jacksonville	W, 3-1	15-7, 13-15, 15-7, 15-3
Oct. 18	1994	- / -	vs. Jacksonville	W, 3-0	15-1, 15-3, 15-10
Sept. 6	1995	- / -	vs. Jacksonville	W, 3-0	15-2, 15-4, 15-7
Oct. 17	1995	- / -	at Jacksonville	W, 3-1	15-8, 12-15, 15-9, 15-6
Sept. 10	1996	- / -	vs. Jacksonville	W, 3-1	13-15, 15-1, 15-6, 15-9
Oct. 29	1996	- / -	vs. Jacksonville	W, 3-0	15-3, 16-14, 15-2
Sept. 30	1998	- / -	vs. Jacksonville	W, 3-0	15-4, 15-5, 15-8
Nov. 10	1998	- / -	at Jacksonville	W, 3-1	15-6, 13-15, 15-3, 15-8
Oct. 19	1999	- / -	at Jacksonville	W, 3-0	15-12, 15-2, 15-9
Sept. 13	2000	- / -	vs. Jacksonville	W, 3-0	15-3, 15-6, 15-8
Oct. 23	2001	- / -	at Jacksonville	W, 3-0	30-17, 30-21, 30-19
Sept. 4	2002	- / -	vs. Jacksonville	W, 3-0	30-21, 30-19, 30-23
Sept. 19	2003	- / -	vs. Jacksonville %	W, 3-0	30-12, 30-28, 30-12
Dec. 4	2014	8 / -	vs. Jacksonville ^	W, 3-0	25-13, 25-21, 25-15

Jacksonville State			1-0
Home Record			1-0
Away Record			0-0
Neutral Record			0-0

Date	Season	FSU / Opp.	Opponent	Result	Scores
Dec. 6	2009	12 / -	vs. Jacksonville State ^	W, 3-0	25-18, 26-24, 25-22

Kansas			1-0
Home Record			1-0
Away Record			0-0
Neutral Record			0-0

Date	Season	FSU / Opp.	Opponent	Result	Scores
Sept. 1	2007	- / -	vs. Kansas @	W, 3-1	22-30, 30-20, 30-27, 30-16

Kansas State			1-2
Home Record			0-1
Away Record			0-1
Neutral Record			1-0

Date	Season	FSU / Opp.	Opponent	Result	Scores
Aug. 29	2003	- / 15	vs. Kansas State !	L, 0-3	19-30, 24-30, 20-30
Sept. 9	2005	- / 24	at Kansas State @	L, 0-3	24-30, 17-30, 22-30
Sept. 10	2010	17 / -	vs. Kansas State #	W, 3-2	19-25, 25-19, 25-15, 20-25, 15-11

Kentucky			8-5
Home Record			2-3
Away Record			4-1
Neutral Record			2-1

Date	Season	FSU / Opp.	Opponent	Result	Scores
Oct. 26	1981	- / -	at Kentucky	W, 3-2	15-8, 4-15, 15-13, 12-15, 16-14
Oct. 30	1982	- / -	vs. Kentucky %	L, 2-3	8-15, 15-10, 14-16, 15-3, 11-15
Nov. 14	1982	- / -	vs. Kentucky	L, 2-3	15-4, 8-15, 9-15, 15-12, 4-15
Oct. 18	1985	- / -	vs. Kentucky	L, 2-3	14-16, 18-16, 17-15, 13-15, 7-15
Nov. 1	1987	- / -	vs. Kentucky	L, 0-3	13-15, 7-15, 4-15
Nov. 12	1988	- / 9	at Kentucky @	W, 3-1	15-10, 16-14, 13-15, 15-12
Sept. 29	1989	- / 14	vs. Kentucky	W, 3-2	15-13, 6-15, 15-13, 11-15, 16-14
Nov. 11	1989	- / -	at Kentucky #	W, 3-2	8-15, 6-15, 15-10, 15-5, 15-5
Nov. 30	1990	- / -	at Kentucky ^	L, 1-3	12-15, 10-15, 15-10, 10-15
Dec. 11	2009	12 / 13	vs. Kentucky &	W, 3-2	16-25, 26-24, 25-17, 19-25, 17-15
Sept. 10	2010	17 / 16	at Kentucky #	W, 3-2	21-25, 25-22, 25-20, 17-25, 15-6
Aug. 26	2011	- / -	vs. Kentucky !	W, 3-0	25-13, 25-8, 25-14
Aug. 30	2013	18 / 17	vs. Kentucky !	W, 3-0	27-25, 25-23, 25-20

Lake City CC			11-0
Home Record			3-0
Away Record			5-0
Neutral Record			3-0

Date	Season	FSU / Opp.	Opponent	Result	Scores
1973	- / -	at Lake City CC	W, 2-0	15-6, 15-2	
1973	- / -	at Lake City CC	W, 2-0	15-4, 15-3	
1973	- / -	at Lake City CC	W, 2-0	15-3, 15-0	
1973	- / -	at Lake City CC	W, 2-0	15-8, 15-9	
Nov. 2	1974	- / -	vs. Lake City CC #	W, 2-0	15-3, 15-8
1976	- / -	vs. Lake City CC ^	W, 2-0	15-8, 15-5	
Oct. 10	1979	- / -	vs. Lake City CC	W, 3-0	15-8, 15-5, 15-11
Nov. 6	1979	- / -	vs. Lake City CC	W, 3-0	15-11, 15-0, 18-16
Oct. 7	1980	- / -	vs. Lake City CC	W, 2-0	15-7, 15-6
Oct. 24	1980	- / -	vs. Lake City CC %	W, 2-0	15-5, 15-9
Nov. 5	1980	- / -	at Lake City CC	W, 3-0	15-5, 15-11, 15-11

Lamar			2-0
Home Record			1-0
Away Record			1-0
Neutral Record			0-0

Date	Season	FSU / Opp.	Opponent	Result	Scores
Sept. 15	1984	- / -	vs. Lamar	W, 3-0	15-11, 15-6, 15-11
Oct. 8	1988	- / -	at Lamar	W, 3-1	15-7, 10-15, 15-1, 15-4

LaSalle			1-0
Home Record			0-0
Away Record			0-0
Neutral Record			1-0

Date	Season	FSU / Opp.	Opponent	Result	Scores
Oct. 31	1992	- / -	vs. LaSalle &	W, 3-0	15-6, 15-1, 15-8

Liberty			1-0
Home Record			1-0



# ALL-TIME RECORDS VS. OPPONENTS

Away Record	0-0
Neutral Record	0-0

Date	Season	FSU / Opp.	Opponent	Result	Scores
Sept. 18	1999	-/-	vs. Liberty	W, 3-2	15-12, 13-15, 15-9, 14-16, 15-7

<b>Long Beach State</b>	<b>1-6</b>
Home Record	0-1
Away Record	1-1
Neutral Record	0-4

Date	Season	FSU / Opp.	Opponent	Result	Scores
Dec. 14	1974	-/-	vs. Long Beach State ^	L, 0-2	7-15, 1-15
Nov. 29	1987	-/18	vs. Long Beach State \$	L, 2-3	10-15, 17-15, 15-2, 9-15, 11-15
Oct. 10	1992	-/3	vs. Long Beach State \$	L, 1-3	15-11, 2-15, 9-15, 11-15
Sept. 18	1998	19/2	vs. Long Beach State #	L, 0-3	7-15, 5-15, 4-15
Sept. 8	2007	-/-	at Long Beach State #	L, 0-3	22-30, 28-30, 23-30
Sept. 4	2008	-/23	vs. Long Beach State	L, 2-3	25-21, 26-28, 19-25, 25-16, 7-15
Aug. 31	2013	18/-	at Long Beach State !	W, 3-2	15-25, 25-23, 20-25, 25-18, 15-12

<b>Louisiana-Lafayette</b>	<b>1-0</b>
Home Record	1-0
Away Record	0-0
Neutral Record	0-0

Date	Season	FSU / Opp.	Opponent	Result	Scores
Sept. 20	2002	-/-	vs. Louisiana-Lafayette #	W, 3-2	30-27, 20-30, 21-30, 30-26, 15-13

<b>LSU</b>	<b>12-8</b>
Home Record	4-2
Away Record	3-4
Neutral Record	5-2

Date	Season	FSU / Opp.	Opponent	Result	Scores
	1976	-/-	vs. LSU !	L, 1-2	2-15, 15-7, 14-16
	1977	-/-	vs. LSU !	L, 0-2	1-15, 11-15
Oct. 5	1979	-/-	vs. LSU #	W, 2-1	15-6, 13-15, 15-13
Oct. 4	1980	-/-	vs. LSU #	W, 2-0	15-7, 15-4
Oct. 4	1980	-/-	vs. LSU #	W, 2-0	15-13, 15-5
Oct. 31	1981	-/-	at LSU %	L, 1-2	15-8, 9-15, 7-15
Sept. 17	1982	-/-	at LSU !	W, 3-0	15-6, 15-6, 15-8
Oct. 30	1982	-/-	vs. LSU %	W, 3-1	15-10, 13-15, 15-4, 15-3
Sept. 5	1983	-/-	at LSU !	W, 3-2	13-15, 15-11, 8-15, 15-11, 15-8
Oct. 29	1983	-/-	vs. LSU ^	W, 3-0	15-6, 15-4, 15-10
Sept. 22	1984	-/-	vs. LSU	W, 3-2	11-15, 12-15, 15-8, 15-13, 15-6
Nov. 22	1984	-/-	at LSU	L, 1-3	11-15, 15-12, 9-15, 13-15
Nov. 9	1985	-/-	vs. LSU	L, 2-3	13-15, 16-14, 15-9, 7-15, 8-15
Sept. 26	1986	-/19	at LSU #	L, 0-3	15-8, 15-0, 15-6
Nov. 6	1988	-/-	at LSU	L, 1-3	10-15, 9-15, 22-20, 10-15
Oct. 27	1989	-/17	vs. LSU	W, 3-2	12-15, 15-9, 7-15, 15-5, 15-9
Sept. 10	1993	-/-	at LSU @	W, 3-0	15-12, 15-4, 10-15, 15-7
Sept. 9	1994	-/-	vs. LSU !	L, 2-3	12-15, 15-12, 15-5, 13-15, 13-15
Sept. 20	2002	-/-	vs. LSU #	W, 3-2	22-30, 30-24, 30-24, 27-30, 15-13
Sept. 13	2014	7/-	vs. LSU #	W, 3-1	19-25, 25-19, 25-23, 25-16

<b>Louisiana Tech</b>	<b>1-0</b>
Home Record	0-0
Away Record	0-0
Neutral Record	1-0

Date	Season	FSU / Opp.	Opponent	Result	Scores
Sept. 5	2003	-/-	vs. Louisiana Tech @	W, 3-0	30-18, 30-28, 30-25

<b>Louisville</b>	<b>11-5</b>
Home Record	3-4
Away Record	6-0
Neutral Record	2-1
ACC Regular Season Record	1-1

Date	Season	FSU / Opp.	Opponent	Result	Scores
Sept. 26	1980	-/-	vs. Louisville @	W, 2-0	15-7, 15-9

Nov. 22	1982	-/-	vs. Louisville ^	L, 1-2	13-15, 15-12, 12-15
Nov. 23	1982	-/-	vs. Louisville ^	L, 2-3	13-15, 16-14, 15-11, 12-15, 13-15
Sept. 17	1983	-/-	vs. Louisville @	L, 1-3	10-15, 13-15, 15-12, 6-15
Sept. 30	1983	-/-	vs. Louisville #	W, 3-0	15-1, 15-10, 15-3
Nov. 2	1984	-/-	vs. Louisville	L, 0-3	6-15, 8-15, 11-15
Nov. 1	1985	-/-	at Louisville ?	W, 3-0	16-14, 15-6, 15-5
Nov. 1	1986	-/-	vs. Louisville ?	W, 3-0	15-11, 15-12, 17-15
Oct. 23	1987	-/-	at Louisville ?	W, 3-0	15-7, 15-12, 15-10
Oct. 29	1988	-/-	vs. Louisville ?	W, 3-0	15-7, 15-6, 15-5
Oct. 13	1989	-/-	at Louisville ?	W, 3-0	15-5, 15-10, 15-7
Nov. 18	1989	-/-	vs. Louisville \$	W, 3-0	15-2, 15-7, 15-9
Nov. 3	1990	-/-	at Louisville ?	W, 3-0	15-13, 15-3, 15-13
Nov. 17	1990	-/-	at Louisville %	W, 3-2	15-3, 6-15, 14-16, 15-10, 16-14
Oct. 10	2014	4/-	at Louisville *	W, 3-1	25-21, 24-26, 25-18, 25-22
Nov. 15	2015	20/22	vs. Louisville *	L, 2-3	25-21, 24-26, 25-18, 26-28, 9-15

<b>Loyola Marymount</b>	<b>2-1</b>
Home Record	0-0
Away Record	0-0
Neutral Record	2-1

Date	Season	FSU / Opp.	Opponent	Result	Scores
Sept. 22	1990	-/-	vs. Loyola Marymount #	L, 2-3	7-15, 15-9, 4-15, 15-13, 6-15
Sept. 13	1991	-/-	vs. Loyola Marymount !	W, 3-2	18-16, 13-15, 20-18, 11-15, 17-15
Sept. 11	1993	-/-	vs. Loyola Marymount @	W, 3-1	15-12, 12-15, 15-2, 15-10

<b>Marquette</b>	<b>1-0</b>
Home Record	0-0
Away Record	0-0
Neutral Record	1-0

Date	Season	FSU / Opp.	Opponent	Result	Scores
Sept. 6	2014	8/-	vs. Marquette @	W, 3-2	21-25, 25-19, 25-19, 25-27, 15-13

<b>Marshall</b>	<b>1-0</b>
Home Record	0-0
Away Record	0-0
Neutral Record	1-0

Date	Season	FSU / Opp.	Opponent	Result	Scores
Aug. 31	2002	-/-	vs. Marshall !	W, 3-0	32-30, 30-23, 30-21

<b>Maryland</b>	<b>23-23</b>
Home Record	12-9
Away Record	9-13
Neutral Record	2-1
ACC Regular Season Record	20-22

Date	Season	FSU / Opp.	Opponent	Result	Scores
	1976	-/-	vs. Maryland @	W, 2-1	15-3, 1-15, 15-13
Oct. 18	1991	-/-	vs. Maryland *	L, 2-3	12-15, 8-15, 15-1, 17-15, 16-18
Nov. 6	1992	-/-	at Maryland *	W, 3-1	15-13, 6-15, 15-9, 15-13
Nov. 21	1992	-/-	at Maryland %	W, 3-2	8-15, 15-8, 12-15, 15-10, 15-8
Oct. 16	1993	20/-	at Maryland *	L, 0-3	13-15, 14-16, 14-16
Oct. 30	1993	23/-	vs. Maryland *	W, 3-0	15-9, 15-12, 15-11
Oct. 21	1994	-/-	at Maryland *	L, 1-3	15-7, 13-15, 11-15, 7-15
Nov. 4	1994	-/-	vs. Maryland *	W, 3-1	15-10, 3-15, 16-14, 15-12
Nov. 18	1994	-/-	vs. Maryland #	W, 3-1	16-14, 15-6, 5-15, 15-12
Oct. 28	1995	-/-	at Maryland *	L, 0-3	5-15, 5-15, 11-15
Nov. 11	1995	-/-	vs. Maryland *	L, 1-3	15-5, 13-15, 11-15, 7-15
Nov. 17	1995	-/-	vs. Maryland #	L, 0-3	9-15, 11-15, 3-15
Sept. 21	1996	-/-	at Maryland *	L, 0-3	5-15, 4-15, 4-15
Nov. 10	1996	-/24	vs. Maryland *	L, 1-3	3-15, 12-15, 16-14, 13-15
Oct. 12	1997	-/18	at Maryland *	L, 1-3	15-8, 8-15, 7-15, 12-15
Nov. 7	1997	-/16	vs. Maryland *	L, 1-3	13-15, 9-15, 15-10, 8-15
Oct. 18	1998	-/-	vs. Maryland *	W, 3-0	15-12, 15-2, 15-10
Nov. 13	1998	-/-	at Maryland *	L, 2-3	12-15, 15-9, 15-5, 13-15, 14-16
Oct. 1	1999	-/-	vs. Maryland *	L, 1-3	6-15, 15-13, 8-15, 11-15
Oct. 23	1999	-/-	at Maryland *	L, 0-3	9-15, 13-15, 3-15
Sept. 22	2000	-/-	at Maryland *	L, 2-3	15-6, 6-15, 13-15, 15-12, 13-15
Oct. 29	2000	-/-	vs. Maryland *	W, 3-0	15-10, 15-12, 15-3



# ALL-TIME RECORDS VS. OPPONENTS

Sept. 28	2001	-/-	vs. Maryland *	L, 2-3	30-24, 28-30, 30-22, 24-30, 13-15
Oct. 20	2001	-/-	at Maryland *	W, 3-2	30-28, 29-31, 30-27, 25-30, 15-9
Oct. 12	2002	-/-	vs. Maryland *	W, 3-2	29-31, 30-27, 30-27, 25-30, 16-14
Nov. 2	2002	-/-	at Maryland *	W, 3-1	30-25, 20-30, 30-23, 30-27
Oct. 11	2003	-/-	at Maryland *	L, 0-3	12-30, 20-30, 27-30
Nov. 14	2003	-/-	vs. Maryland *	L, 2-3	30-27, 30-22, 27-30, 20-30, 16-18
Oct. 8	2004	-/-	at Maryland *	W, 3-1	26-30, 30-19, 30-25, 30-28
Nov. 7	2004	-/-	vs. Maryland *	L, 2-3	30-26, 30-19, 24-30, 24-30, 10-15
Sept. 23	2005	-/-	at Maryland *	L, 0-3	17-30, 15-30, 23-30
Oct. 30	2005	-/-	vs. Maryland *	L, 1-3	27-30, 25-30, 30-14, 22-30
Sept. 22	2006	-/-	vs. Maryland *	W, 3-0	30-12, 30-28, 30-24
Oct. 29	2006	-/-	at Maryland *	L, 2-3	28-30, 30-23, 30-24, 19-30, 13-15
Oct. 12	2007	-/-	at Maryland *	L, 1-3	30-26, 28-30, 28-30, 18-30
Nov. 10	2007	-/-	vs. Maryland *	W, 3-2	16-30, 30-25, 35-33, 28-30, 15-12
Oct. 10	2008	-/-	vs. Maryland *	W, 3-1	25-20, 22-25, 25-21, 25-18
Nov. 8	2008	-/-	at Maryland *	W, 3-0	25-20, 25-15, 25-16
Oct. 16	2009	17/-	at Maryland *	W, 3-0	25-12, 25-22, 25-14
Nov. 22	2009	15/-	vs. Maryland *	W, 3-0	25-22, 25-23, 25-9
Oct. 17	2010	22/-	at Maryland *	L, 2-3	25-21, 26-28, 25-19, 18-25, 14-16
Nov. 19	2010	-/-	vs. Maryland *	W, 3-0	25-21, 25-20, 25-20
Oct. 21	2011	19/-	at Maryland *	W, 3-1	25-15, 25-19, 24-26, 25-23
Oct. 14	2012	12/-	at Maryland *	W, 3-1	25-22, 25-17, 22-25, 25-17
Nov. 16	2012	11/-	vs. Maryland *	W, 3-0	25-21, 25-15, 25-19
Oct. 11	2013	21/-	vs. Maryland *	W, 3-0	25-19, 25-23, 25-14

<b>McNeese State</b>	<b>1-0</b>
Home Record	1-0
Away Record	0-0
Neutral Record	0-0

Date	Season	FSU / Opp.	Opponent	Result	Scores
Sept. 12	1992	-/-	vs. McNeese State @	W, 3-0	15-6, 15-3, 15-12

<b>Memphis</b>	<b>16-2</b>
Home Record	5-0
Away Record	5-1
Neutral Record	6-1

Date	Season	FSU / Opp.	Opponent	Result	Scores
	1978	-/-	vs. Memphis !	W, 2-0	15-11, 15-3
Sept. 29	1979	-/-	vs. Memphis @	W, 3-1	15-8, 13-15, 15-12, 15-8
Sept. 20	1980	-/-	vs. Memphis !	L, 0-2	13-15, 8-15
Sept. 26	1980	-/-	at Memphis @	W, 2-0	15-8, 15-9
Sept. 27	1980	-/-	at Memphis @	W, 2-1	10-15, 15-10, 15-10
Oct. 24	1981	-/-	vs. Memphis \$	W, 3-0	15-13, 15-3, 15-4
Nov. 5	1982	-/-	vs. Memphis +	W, 2-0	15-7, 15-10
Nov. 21	1982	-/-	vs. Memphis ^	W, 2-0	15-7, 15-1
Nov. 23	1982	-/-	vs. Memphis ^	W, 3-0	15-6, 15-5, 15-7
Oct. 14	1983	-/-	vs. Memphis %	W, 3-1	15-1, 15-8, 8-15, 15-11
Oct. 13	1984	-/-	vs. Memphis	W, 3-0	15-2, 16-14, 15-7
Sept. 27	1985	-/-	at Memphis @?	W, 3-1	15-5, 15-13, 12-15, 15-2
Oct. 9	1986	-/-	vs. Memphis ?	W, 3-2	15-10, 15-8, 13-15, 10-15, 15-4
Oct. 30	1987	-/-	at Memphis ?	W, 3-0	15-7, 15-2, 15-9
Oct. 14	1988	-/-	vs. Memphis ?	W, 3-2	13-15, 15-1, 9-15, 15-5, 15-13
Oct. 25	1989	-/-	at Memphis ?	W, 3-2	14-16, 8-15, 15-11, 15-9, 15-11
Oct. 13	1990	-/-	at Memphis ?	L, 2-3	16-14, 15-11, 8-15, 8-15, 11-15
Sept. 3	1995	-/-	vs. Memphis !	W, 3-0	15-10, 15-1, 15-10

<b>Mercer</b>	<b>3-0</b>
Home Record	1-0
Away Record	1-0
Neutral Record	1-0

Date	Season	FSU / Opp.	Opponent	Result	Scores
Sept. 20	1997	-/-	vs. Mercer #	W, 3-0	15-9, 15-7, 15-7
Sept. 2	2005	-/-	vs. Mercer !	W, 3-0	30-24, 30-14, 30-23
Aug. 25	2006	-/-	at Mercer	W, 3-0	30-18, 30-28, 30-17

<b>Miami</b>	<b>29-19-1</b>
Home Record	12-6
Away Record	7-7

Neutral Record	10-6-1
ACC Regular Season Record	16-12

Date	Season	FSU / Opp.	Opponent	Result	Scores
	1973	-/-	vs. Miami @	W, 2-0	15-7, 15-3
Nov. 1	1974	-/-	vs. Miami #	W, 2-0	15-8, 15-11
	1978	-/-	vs. Miami #	W, 2-0	15-3, 15-4
	1978	-/-	vs. Miami ^	W, 2-0	15-4, 15-9
Sept. 22	1979	-/-	vs. Miami !	W, 2-0	15-10, 16-14
Oct. 6	1979	-/-	vs. Miami #	L, 1-2	9-15, 15-10, 14-16
Oct. 13	1979	-/-	vs. Miami \$	L, 1-2	12-15, 15-7, 12-15
Nov. 10	1979	-/-	vs. Miami ^	L, 0-3	10-15, 14-16, 7-15
Nov. 17	1979	-/-	vs. Miami &	L, 0-2	9-15, 18-16, 8-15
Nov. 17	1979	-/-	vs. Miami &	W, 2-1	15-9, 4-15, 15-9
Nov. 17	1979	-/-	vs. Miami &	W, 2-1	8-15, 15-6, 15-12
Oct. 3	1980	-/-	vs. Miami #	W, 2-0	15-10, 15-7
Oct. 4	1980	-/-	vs. Miami #	L, 0-2	10-15, 13-15
Oct. 11	1980	-/-	vs. Miami \$	W, 2-0	15-13, 17-15
Oct. 24	1980	-/-	vs. Miami %	T, 1-1	15-6, 10-15
Oct. 25	1980	-/-	vs. Miami %	W, 2-1	17-15, 10-15, 15-7
Nov. 1	1980	-/-	at Miami ^	L, 1-2	10-15, 15-13, 9-15
Nov. 1	1980	-/-	at Miami ^	L, 0-2	6-15, 8-15
Nov. 15	1980	-/-	vs. Miami &	W, 3-1	15-10, 9-15, 15-8, 16-14
Nov. 22	1980	-/-	vs. Miami +	L, 0-2	13-15, 4-15
Sept. 19	1981	-/-	vs. Miami	W, 2-0	15-10, 15-2
Nov. 20	1981	-/-	vs. Miami &	W, 2-0	15-9, 15-12
Oct. 2	2001	-/-	vs. Miami	W, 3-0	30-16, 30-16, 30-21
Sept. 13	2002	-/-	vs. Miami @	L, 2-3	30-28, 30-25, 29-31, 30-32, 10-15
Sept. 19	2003	-/-	vs. Miami %	W, 3-1	30-28, 28-30, 30-26, 30-25
Sept. 24	2004	-/-	at Miami *	L, 0-3	28-30, 29-31, 24-30
Oct. 20	2004	-/-	vs. Miami *	L, 2-3	30-19, 21-30, 24-30, 30-27, 10-15
Oct. 11	2005	-/-	vs. Miami *	L, 1-3	36-34, 21-30, 26-30, 29-31
Nov. 15	2005	-/-	at Miami *	W, 3-2	24-30, 31-29, 30-32, 34-32, 15-13
Sept. 19	2006	-/-	at Miami *	W, 3-2	27-30, 30-24, 22-30, 30-12, 15-12
Oct. 17	2006	-/-	vs. Miami *	L, 2-3	30-27, 30-16, 22-30, 28-30, 9-15
Sept. 14	2007	-/-	vs. Miami *	W, 3-0	30-17, 30-24, 30-22
Oct. 23	2007	-/-	at Miami *	W, 3-1	30-28, 30-24, 25-30, 30-23
Sept. 19	2008	-/-	at Miami *	L, 1-3	25-23, 19-25, 22-25, 29-31
Nov. 26	2008	-/-	vs. Miami *	L, 2-3	25-22, 21-25, 25-18, 13-25, 11-15
Sept. 15	2009	19/-	vs. Miami % *	W, 3-0	25-20, 25-15, 25-17
Nov. 25	2009	14/-	at Miami *	W, 3-1	24-26, 25-16, 25-19, 25-16
Sept. 18	2010	15/-	at Miami *	W, 3-1	19-25, 27-25, 27-25, 25-18
Nov. 26	2010	-/-	vs. Miami *	L, 2-3	18-25, 17-25, 26-24, 25-22, 17-19
Sept. 14	2011	-/20	vs. Miami *	W, 3-0	25-23, 25-21, 25-18
Nov. 26	2011	21/25	at Miami *	L, 1-3	16-25, 31-33, 25-21, 22-25
Sept. 7	2012	6/-	at Miami *	L, 1-3	25-18, 17-25, 22-25, 18-25
Nov. 23	2012	12/23	vs. Miami *	W, 3-1	25-20, 22-25, 25-14, 29-27
Oct. 16	2013	19/-	vs. Miami *	W, 3-1	25-23, 24-26, 25-13, 25-19
Nov. 13	2013	22/-	at Miami *	W, 3-1	25-16, 25-23, 21-25, 25-13
Oct. 5	2014	5/-	at Miami *	W, 3-2	26-28, 25-19, 25-20, 27-29, 15-9
Nov. 28	2014	8/-	vs. Miami *	W, 3-0	25-21, 25-22, 25-18
Sept. 23	2015	17/-	vs. Miami *	W, 3-2	25-20, 25-21, 19-25, 20-25, 15-11
Nov. 4	2015	17/-	at Miami *	L, 1-3	25-20, 23-25, 26-28, 14-25

<b>Miami (OH)</b>	<b>0-1</b>
Home Record	0-0
Away Record	0-0
Neutral Record	0-1

Date	Season	FSU / Opp.	Opponent	Result	Scores
Sept. 7	1996	-/-	vs. Miami (OH) !	L, 0-3	13-15, 10-15, 14-16

<b>Miami-Dade CC</b>	<b>0-1</b>
Home Record	0-0
Away Record	0-0
Neutral Record	0-1

Date	Season	FSU / Opp.	Opponent	Result	Scores
Oct. 5	1979	-/-	vs. Miami-Dade CC #	L, 0-2	8-15, 11-15

<b>Miami-Dade CC North</b>	<b>3-0</b>
----------------------------	------------





# ALL-TIME RECORDS VS. OPPONENTS

Home Record .....	2-0
Away Record .....	0-0
Neutral Record .....	1-0

Date	Season	FSU / Opp.	Opponent	Result	Scores
	1973	-/-	vs. Miami Dade CC North	W, 2-0	15-10, 15-7
	1973	-/-	vs. Miami Dade CC North	W, 2-0	15-3, 15-9
	1976	-/-	vs. Miami-Dade CC North ^	W, 2-1	15-12, 6-15, 15-2

<b>Miami-Dade CC South</b> .....	<b>8-6</b>
Home Record .....	4-1
Away Record .....	0-0
Neutral Record .....	4-6

Date	Season	FSU / Opp.	Opponent	Result	Scores
	1972	-/-	vs. Miami-Dade CC South !	W, 2-1	7-15, 15-11, 15-6
	1972	-/-	vs. Miami-Dade CC South \$	L, 0-2	
	1973	-/-	vs. Miami-Dade CC South	W, 2-0	15-13, 15-1
	1973	-/-	vs. Miami-Dade CC South	W, 2-0	16-14, 17-15
	1973	-/-	vs. Miami-Dade CC South @	W, 2-1	11-15, 15-11, 16-14
Nov. 2	1974	-/-	vs. Miami-Dade CC South #	L, 1-2	16-14, 15-17, 13-15
Nov. 16	1974	-/-	vs. Miami-Dade CC South \$	L, 0-2	7-15, 9-15
Oct. 18	1975	-/-	vs. Miami-Dade CC South #	W, 2-1	6-15, 16-14, 17-15
	1976	-/-	vs. Miami-Dade CC South @	L, 0-2	3-15, 7-15
	1976	-/-	vs. Miami-Dade CC South ^	L, 0-2	15-17, 7-15
	1977	-/-	vs. Miami-Dade CC South #	L, 0-2	10-15, 2-15
	1978	-/-	at Miami-Dade CC South @	W, 2-0	11-15, 16-14, 17-15
	1978	-/-	at Miami-Dade CC South @	W, 2-1	7-15, 15-6, 15-12
Nov. 1	1980	-/-	vs. Miami-Dade CC South ^	W, 2-0	15-10, 15-12

<b>Michigan</b> .....	<b>3-2</b>
Home Record .....	1-0
Away Record .....	1-1
Neutral Record .....	1-1

Date	Season	FSU / Opp.	Opponent	Result	Scores
Sept. 5	1997	-/-	at Michigan @	W, 3-1	7-15, 15-5, 15-6, 15-12
Aug. 30	2003	-/-	vs. Michigan !	W, 3-1	30-22, 30-25, 21-30, 30-21
Sept. 11	2004	-/-	at Michigan @	L, 0-3	25-30, 22-30, 21-30
Sept. 9	2011	24 / 20	vs. Michigan #	L, 0-3	21-25, 17-25, 15-25
Sept. 13	2013	16 / 7	vs. Michigan #	W, 3-2	21-25, 23-25, 25-17, 25-19, 15-13

<b>Michigan State</b> .....	<b>1-2</b>
Home Record .....	0-0
Away Record .....	0-1
Neutral Record .....	1-1

Date	Season	FSU / Opp.	Opponent	Result	Scores
Sept. 5	1986	-/-	vs. Michigan State !	W, 3-1	15-10, 11-15, 15-13, 15-8
Sept. 6	1986	-/-	vs. Michigan State !	L, 0-3	13-15, 13-15, 4-15
Sept. 1	2007	-/-	at Michigan State @	L, 0-3	27-30, 19-30, 22-30

<b>Middle Tennessee State</b> .....	<b>2-0</b>
Home Record .....	0-0
Away Record .....	0-0
Neutral Record .....	2-0

Date	Season	FSU / Opp.	Opponent	Result	Scores
Oct. 23	1981	-/-	vs. Middle Tennessee State \$	W, 3-0	15-7, 15-3, 15-8
Sept. 12	2009	22 / -	vs. Middle Tennessee State #	W, 3-0	25-20, 25-14, 25-22

<b>Milligan College</b> .....	<b>1-0</b>
Home Record .....	0-0
Away Record .....	0-0
Neutral Record .....	1-0

Date	Season	FSU / Opp.	Opponent	Result	Scores
	1977	-/-	vs. Milligan College %	W, 2-0	15-3, 15-7

<b>Minnesota</b> .....	<b>6-9</b>
Home Record .....	4-2

Away Record .....	0-2
Neutral Record .....	2-5

Date	Season	FSU / Opp.	Opponent	Result	Scores
Oct. 20	1979	-/-	vs. Minnesota %	L, 1-2	15-9, 12-15, 7-15
Sept. 18	1981	-/-	vs. Minnesota !	W, 2-1	15-12, 7-15, 15-11
Sept. 19	1981	-/-	vs. Minnesota !	W, 2-0	15-8, 15-12
Oct. 3	1981	-/-	vs. Minnesota @	L, 0-2	12-15, 7-15
Dec. 11	1981	-/-	vs. Minnesota +	W, 3-0	15-6, 15-13, 15-11
Oct. 9	1982	-/-	vs. Minnesota #	W, 2-1	15-11, 8-15, 15-13
Sept. 14	1984	-/-	vs. Minnesota	W, 3-1	8-15, 15-10, 15-13, 15-9
Sept. 4	1987	- / 20	vs. Minnesota !	L, 0-3	12-15, 6-15, 14-16
Sept. 2	1989	-/-	vs. Minnesota !	L, 1-3	8-15, 17-15, 7-15, 7-15
Sept. 3	1989	-/-	vs. Minnesota !	L, 0-3	8-15, 13-15, 11-15
Sept. 11	1992	-/-	vs. Minnesota @	L, 1-3	15-12, 14-16, 5-15, 5-15
Sept. 12	1992	-/-	vs. Minnesota @	W, 3-2	15-7, 13-15, 13-15, 15-13, 15-6
Sept. 17	1994	-/-	at Minnesota @	L, 0-3	3-15, 6-15, 10-15
Sept. 20	2005	- / 5	vs. Minnesota @	L, 0-3	22-30, 26-30, 15-30
Dec. 12	2009	12 / 11	at Minnesota &	L, 1-3	20-25, 7-25, 25-18, 17-25

<b>Mississippi</b> .....	<b>9-3</b>
Home Record .....	2-0
Away Record .....	0-0
Neutral Record .....	7-3

Date	Season	FSU / Opp.	Opponent	Result	Scores
Nov. 21	1974	-/-	vs. Mississippi %	W, 2-0	15-1, 15-2
Oct. 3	1975	-/-	vs. Mississippi !	W, 2-0	15-3, 15-1
	1976	-/-	vs. Mississippi !	L, 1-2	13-15, 15-8, 9-15
	1977	-/-	vs. Mississippi !	W, 2-1	7-15, 17-15, 15-8
	1978	-/-	vs. Mississippi !	L, 2-3	10-15, 15-8, 3-15, 15-5, 11-15
	1978	-/-	vs. Mississippi %	W, 3-1	5-15, 15-12, 15-8, 15-11
	1978	-/-	vs. Mississippi &	W, 3-2	15-12, 10-15, 15-11, 13-15, 15-2
Nov. 21	1980	-/-	vs. Mississippi +	L, 0-2	15-1, 9-15, 14-16
Nov. 21	1980	-/-	vs. Mississippi +	W, 2-0	15-8, 15-6
Nov. 20	1981	-/-	vs. Mississippi &	W, 2-0	15-3, 15-8
Oct. 6	1985	-/-	vs. Mississippi	W, 3-2	7-15, 15-10, 13-15, 15-1, 15-4
Sept. 27	1986	-/-	vs. Mississippi #	W, 3-0	15-13, 15-11, 15-7

<b>Mississippi College</b> .....	<b>1-0</b>
Home Record .....	0-0
Away Record .....	0-0
Neutral Record .....	1-0

Date	Season	FSU / Opp.	Opponent	Result	Scores
Oct. 3	1975	-/-	vs. Mississippi College !	W, 2-0	15-6, 15-5

<b>Mississippi State</b> .....	<b>7-0</b>
Home Record .....	2-0
Away Record .....	0-0
Neutral Record .....	5-0

Date	Season	FSU / Opp.	Opponent	Result	Scores
	1976	-/-	vs. Mississippi State \$	W, 2-0	15-7, 15-10
	1977	-/-	vs. Mississippi State \$	W, 2-1	15-8, 15-17, 15-4
	1977	-/-	vs. Mississippi State &	W, 2-0	15-1, 15-10
	1978	-/-	vs. Mississippi State &	W, 2-0	15-9, 15-2
Nov. 16	1979	-/-	vs. Mississippi State &	W, 2-0	15-6, 15-11
Oct. 8	1982	-/-	vs. Mississippi State #	W, 2-0	15-4, 15-6
Aug. 30	1997	-/-	vs. Mississippi State !	W, 3-0	15-5, 15-12, 15-8

<b>Mississippi U. for Women</b> .....	<b>13-10</b>
Home Record .....	2-2
Away Record .....	5-3
Neutral Record .....	6-5

Date	Season	FSU / Opp.	Opponent	Result	Scores
	1972	-/-	vs. Mississippi U. for Women \$	L, 0-2	15-6, 15-12
	1973	-/-	vs. Mississippi U. for Women \$	W, 2-0	15-2, 16-14
Oct. 26	1974	-/-	vs. Mississippi U. for Women @	L, 1-2	15-10, 2-15, 11-15
Oct. 4	1975	-/-	at Mississippi U. for Women !	W, 2-0	15-5, 15-1



# ALL-TIME RECORDS VS. OPPONENTS

Oct. 4	1975	-/-	at Mississippi U. for Women !	L, 0-2	15-4, 15-8
Oct. 18	1975	-/-	vs. Mississippi U. for Women #	W, 2-0	15-6, 15-9
Oct. 31	1975	-/-	vs. Mississippi U. for Women \$	W, 2-0	15-4, 15-12
Nov. 21	1975	-/-	vs. Mississippi U. for Women ^	W, 2-0	15-3, 15-7
Nov. 22	1975	-/-	vs. Mississippi U. for Women ^	L, 0-2	15-3, 15-11
Nov. 22	1975	-/-	vs. Mississippi U. for Women ^	W, 2-1	15-12, 11-15, 15-9
Nov. 22	1975	-/-	vs. Mississippi U. for Women ^	L, 1-2	4-15, 15-9, 17-15
1976	-/-	at Mississippi U. for Women "B" !	W, 2-0	15-0, 15-3	
1976	-/-	vs. Mississippi U. for Women #	W, 2-0	17-15, 15-13	
1976	-/-	vs. Mississippi U. for Women #	L, 1-2	15-7, 8-15, 13-15	
1976	-/-	vs. Mississippi U. for Women %	L, 0-2	16-18, 11-15	
1976	-/-	vs. Mississippi U. for Women %	L, 0-2	14-16, 7-15	
1977	-/-	at Mississippi U. for Women !	L, 1-2	15-6, 10-15, 11-15	
1977	-/-	at Mississippi U. for Women &	L, 2-3	10-15, 13-15, 15-5, 15-7, 17-19	
1978	-/-	at Mississippi U. for Women !	W, 2-0	15-2, 15-11	
1978	-/-	vs. Mississippi U. for Women %	W, 3-2	15-6, 11-15, 8-15, 15-10, 15-5	
Sept. 21	1979	-/-	vs. Mississippi U. for Women !	W, 2-0	15-12, 15-7
Sept. 29	1979	-/-	at Mississippi U. for Women @	W, 2-0	15-8, 15-12
Oct. 10	1980	-/-	at Mississippi U. for Women \$	W, 2-0	15-10, 15-9

<b>Mississippi Valley State</b>					<b>1-0</b>
Home Record					1-0
Away Record					0-0
Neutral Record					0-0

Date	Season	FSU / Opp.	Opponent	Result	Scores
Aug. 25	2006	-/-	vs. Mississippi Valley State	W, 3-0	30-13, 30-10, 30-18

<b>Missouri State</b>					<b>2-7</b>
Home Record					0-1
Away Record					1-2
Neutral Record					1-4

Date	Season	FSU / Opp.	Opponent	Result	Scores
	1973	-/-	vs. Missouri State %	W, 2-0	15-10, 15-12
	1978	-/-	vs. Missouri State +	L, 1-2	15-12, 11-15, 6-15
Oct. 19	1979	-/-	at Missouri State %	L, 0-2	2-15, 3-15
Oct. 2	1981	-/-	at Missouri State @	L, 0-2	4-15, 13-15
Oct. 2	1982	20/-	at Missouri State @	W, 3-1	15-6, 15-8, 7-15, 15-9
Oct. 29	1982	-/-	vs. Missouri State %	L, 1-3	4-15, 15-7, 14-16, 7-15
Oct. 30	1982	-/-	vs. Missouri State %	L, 2-3	15-4, 7-15, 15-5, 5-15, 13-15
Sept. 4	1993	-/-	vs. Missouri State !	L, 1-3	16-14, 0-15, 6-15, 7-15
Aug. 31	2007	-/-	vs. Missouri State @	L, 2-3	23-30, 27-30, 30-24, 30-17, 11-15

<b>Montana</b>					<b>1-0</b>
Home Record					0-0
Away Record					0-0
Neutral Record					1-0

Date	Season	FSU / Opp.	Opponent	Result	Scores
Sept. 6	1997	-/-	vs. Montana @	W, 3-0	15-8, 15-3, 15-8

<b>Montevallo</b>					<b>5-0</b>
Home Record					0-0
Away Record					0-0
Neutral Record					5-0

Date	Season	FSU / Opp.	Opponent	Result	Scores
	1973	-/-	vs. Montevallo \$	W, 2-1	15-6, 11-15, 15-12
Oct. 3	1975	-/-	vs. Montevallo !	W, 2-0	15-7, 15-10
Nov. 21	1975	-/-	vs. Montevallo ^	W, 2-0	15-4, 15-4
	1976	-/-	vs. Montevallo !	W, 2-0	15-3, 15-9
Oct. 24	1980	-/-	vs. Montevallo %	W, 2-0	15-0, 15-4

<b>Morehead State</b>					<b>5-0</b>
Home Record					2-0
Away Record					2-0
Neutral Record					1-0

Date	Season	FSU / Opp.	Opponent	Result	Scores
Oct. 6	1982	-/-	vs. Morehead State #	W, 3-1	15-9, 15-1, 8-15, 15-10

Nov. 5	1982	-/-	at Morehead State +	W, 2-0	15-10, 15-7
Nov. 6	1982	-/-	at Morehead State +	W, 3-2	15-12, 13-15, 10-15, 15-6, 15-8
Sept. 23	1989	-/-	vs. Morehead State	W, 3-0	15-4, 15-2, 15-11
Sept. 13	2008	-/-	vs. Morehead State #	W, 3-0	25-17, 25-20, 25-10

<b>Nebraska</b>					<b>1-2</b>
Home Record					0-0
Away Record					1-0
Neutral Record					0-2

Date	Season	FSU / Opp.	Opponent	Result	Scores
	1978	-/-	vs. Nebraska \$	L, 1-2	12-15, 15-10, 12-15
Oct. 2	1982	20/-	vs. Nebraska @	L, 2-3	9-15, 2-15, 15-3, 15-12, 7-15
Aug. 29	2014	13/7	at Nebraska !	W, 3-1	18-25, 27-25, 25-23, 25-23

<b>New Mexico</b>					<b>0-1</b>
Home Record					0-0
Away Record					0-0
Neutral Record					0-1

Date	Season	FSU / Opp.	Opponent	Result	Scores
Sept. 26	1986	-/-	vs. New Mexico #	L, 0-3	2-15, 13-15, 13-15

<b>New Mexico State</b>					<b>2-0</b>
Home Record					1-0
Away Record					1-0
Neutral Record					0-0

Date	Season	FSU / Opp.	Opponent	Result	Scores
Sept. 4	2009	-/-	at New Mexico State @	W, 3-0	25-17, 25-16, 25-21
Aug. 27	2010	15/-	vs. New Mexico State !	W, 3-1	25-16, 26-28, 25-16, 25-10

<b>New Orleans</b>					<b>7-0</b>
Home Record					2-0
Away Record					1-0
Neutral Record					4-0

Date	Season	FSU / Opp.	Opponent	Result	Scores
	1978	-/-	vs. New Orleans !	W, 2-0	15-3, 15-13
	1978	-/-	vs. New Orleans #	W, 2-0	15-3, 15-5
Oct. 31	1981	-/-	vs. New Orleans %	W, 2-1	6-15, 15-4, 15-7
Sept. 18	1982	-/-	vs. New Orleans !	W, 3-0	15-0, 15-4, 15-0
Sept. 4	1983	-/-	vs. New Orleans !	W, 3-0	15-9, 15-5, 15-4
Oct. 6	1984	-/-	at New Orleans	W, 3-1	8-15, 15-3, 15-10, 15-2
Oct. 21	1995	-/-	vs. New Orleans	W, 3-0	15-11, 15-7, 15-3

<b>Niagara</b>					<b>1-0</b>
Home Record					0-0
Away Record					0-0
Neutral Record					1-0

Date	Season	FSU / Opp.	Opponent	Result	Scores
Sept. 12	2008	-/-	vs. Niagara #	W, 3-0	25-21, 25-22, 25-23

<b>Nicholls State</b>					<b>4-0</b>
Home Record					0-0
Away Record					0-0
Neutral Record					4-0

Date	Season	FSU / Opp.	Opponent	Result	Scores
	1977	-/-	vs. Nicholls State @	W, 2-0	15-5, 15-3
	1977	-/-	vs. Nicholls State !	W, 2-1	16-14, 10-15, 15-9
Sept. 28	1979	-/-	vs. Nicholls State @	W, 2-0	15-6, 20-18
Oct. 30	1981	-/-	vs. Nicholls State %	W, 2-0	15-3, 15-3

<b>North Alabama</b>					<b>2-1</b>
Home Record					0-0
Away Record					0-0
Neutral Record					2-1

Date	Season	FSU / Opp.	Opponent	Result	Scores



# ALL-TIME RECORDS VS. OPPONENTS

Nov. 21	1974	-/-	vs. North Alabama %	L, 1-2	5-15, 15-6, 12-15
Nov. 23	1974	-/-	vs. North Alabama %	W, 2-0	15-10, 15-8
	1976	-/-	vs. North Alabama !	W, 2-0	15-8, 15-12

**North Dakota State** **1-0**

Home Record ..... 1-0

Away Record ..... 0-0

Neutral Record ..... 0-0

Date	Season	FSU / Opp.	Opponent	Result	Scores
Aug. 29	2009	-/-	vs. North Dakota State !	W, 3-2	25-19, 21-25, 24-26, 25-22, 15-13

**North Florida** **1-0**

Home Record ..... 1-0

Away Record ..... 0-0

Neutral Record ..... 0-0

Date	Season	FSU / Opp.	Opponent	Result	Scores
Sept. 5	2008	-/-	vs. North Florida @	W, 3-0	25-15, 28-26, 25-14

**North Florida JC** **2-0**

Home Record ..... 2-0

Away Record ..... 0-0

Neutral Record ..... 0-0

Date	Season	FSU / Opp.	Opponent	Result	Scores
Oct. 9	1979	-/-	vs. North Florida JC	W, 3-1	15-2, 15-5, 14-16, 15-12
Oct. 23	1979	-/-	vs. North Florida JC	W, 3-0	15-8, 15-2, 15-1

**North Texas State** **0-1**

Home Record ..... 0-0

Away Record ..... 0-0

Neutral Record ..... 0-1

Date	Season	FSU / Opp.	Opponent	Result	Scores
	1978	-/-	vs. North Texas State \$	L, 0-2	5-15, 10-15

**Northeast Louisiana** **1-0**

Home Record ..... 1-0

Away Record ..... 0-0

Neutral Record ..... 0-0

Date	Season	FSU / Opp.	Opponent	Result	Scores
Sept. 5	1991	-/-	vs. Northeast Louisiana	W, 3-0	15-3, 15-2, 15-11

**Northern Arizona** **1-1**

Home Record ..... 0-0

Away Record ..... 0-0

Neutral Record ..... 1-1

Date	Season	FSU / Opp.	Opponent	Result	Scores
Sept. 1	1989	-/-	vs. Northern Arizona !	W, 3-1	15-17, 15-4, 15-7, 3-15
Sept. 1	2001	-/-	vs. Northern Arizona !	L, 2-3	22-30, 30-17, 30-20, 29-31, 13-15

**Northern Illinois** **2-1**

Home Record ..... 0-0

Away Record ..... 1-0

Neutral Record ..... 1-1

Date	Season	FSU / Opp.	Opponent	Result	Scores
Dec. 4	1998	-/-	vs. Northern Illinois ^	L, 1-3	15-10, 11-15, 10-15, 12-15
Sept. 11	1999	-/-	at Northern Illinois @	W, 3-0	15-3, 15-11, 15-9
Sept. 6	2015	14/-	vs. Northern Illinois @	W, 3-0	25-23, 25-13, 25-19

**Northern Iowa** **1-1**

Home Record ..... 1-0

Away Record ..... 0-0

Neutral Record ..... 0-1

Date	Season	FSU / Opp.	Opponent	Result	Scores
Sept. 5	1998	24/-	vs. Northern Iowa !	W, 3-2	15-11, 15-5, 8-15, 12-15, 15-12

Sept. 2	2011	25 / 14	vs. Northern Iowa @	L, 2-3	25-23, 25-15, 21-25, 21-25, 13-15
---------	------	---------	---------------------	--------	-----------------------------------

**Northwestern** **1-1**

Home Record ..... 0-0

Away Record ..... 1-0

Neutral Record ..... 0-1

Date	Season	FSU / Opp.	Opponent	Result	Scores
Oct. 2	1981	-/-	vs. Northwestern @	L, 0-2	7-15, 8-15
Nov. 4	1985	-/-	at Northwestern	W, 3-2	9-15, 16-14, 8-15, 15-9, 15-11

**Northwestern State** **2-0**

Home Record ..... 0-0

Away Record ..... 0-0

Neutral Record ..... 2-0

Date	Season	FSU / Opp.	Opponent	Result	Scores
Oct. 4	1975	-/-	vs. Northwestern State !	W, 2-0	15-8, 15-10
	1977	-/-	vs. Northwestern State @	W, 2-1	15-1, 9-15, 15-3

**Notre Dame** **7-2**

Home Record ..... 5-1

Away Record ..... 2-1

Neutral Record ..... 0-0

ACC Regular Season Record ..... 5-0

Date	Season	FSU / Opp.	Opponent	Result	Scores
Oct. 9	1992	-/-	at Notre Dame \$	L, 2-3	15-12, 5-15, 15-7, 1-15, 15-17
Oct. 24	1994	-/12	vs. Notre Dame	W, 3-1	15-10, 8-15, 17-15, 15-12
Sept. 15	2000	-/25	vs. Notre Dame #	L, 1-3	10-15, 8-15, 15-8, 15-2
Sept. 20	2009	19/-	vs. Notre Dame %	W, 3-2	19-25, 25-17, 18-25, 26-24, 16-14
Oct. 20	2013	19/-	at Notre Dame *	W, 3-0	25-8, 25-23, 25-13
Nov. 17	2013	22/-	vs. Notre Dame *	W, 3-0	25-13, 25-21, 25-21
Sept. 28	2014	6/-	vs. Notre Dame *	W, 3-0	34-32, 25-22, 25-19
Sept. 27	2015	17/-	at Notre Dame *	W, 3-0	25-20, 25-21, 25-12
Nov. 13	2015	20/-	vs. Notre Dame *	W, 3-0	25-18, 25-14, 25-19

**North Carolina** **39-22**

Home Record ..... 26-6

Away Record ..... 9-15

Neutral Record ..... 4-1

ACC Regular Season Record ..... 29-18

Date	Season	FSU / Opp.	Opponent	Result	Scores
	1976	-/-	vs. North Carolina #	L, 1-2	11-15, 15-10, 15-13
Oct. 12	1979	-/-	vs. North Carolina \$	W, 2-1	15-10, 10-15, 15-12
Oct. 13	1979	-/-	vs. North Carolina \$	W, 2-1	15-11, 15-12
Oct. 10	1981	-/-	vs. North Carolina #	W, 2-0	15-2, 15-11
Dec. 10	1981	-/-	vs. North Carolina +	W, 3-0	15-5, 15-10, 15-1
Oct. 9	1982	-/-	vs. North Carolina #	W, 2-0	15-9, 15-6
Oct. 8	1983	-/-	vs. North Carolina \$	W, 3-0	15-7, 15-5, 15-12
Nov. 12	1983	-/-	at North Carolina *	W, 3-0	15-13, 15-12, 15-10
Nov. 2	1986	-/-	vs. North Carolina	W, 3-2	9-15, 7-15, 16-14, 15-8, 15-6
Nov. 15	1987	-/-	at North Carolina	L, 1-3	7-15, 6-15, 15-13, 3-15
Oct. 12	1991	-/-	at North Carolina *	L, 0-3	13-15, 7-15, 13-15
Nov. 22	1991	-/-	vs. North Carolina \$	W, 3-0	15-7, 15-6, 15-6
Oct. 3	1992	-/-	at North Carolina *	W, 3-0	15-8, 15-11, 15-8
Oct. 23	1993	20/-	vs. North Carolina *	W, 3-1	15-13, 8-15, 15-4, 15-12
Nov. 13	1993	-/-	at North Carolina *	W, 3-1	15-10, 15-12, 13-15, 15-12
Nov. 19	1993	-/-	vs. North Carolina #	W, 3-0	15-13, 15-3, 15-7
Sept. 24	1994	-/-	at North Carolina *	L, 2-3	11-15, 15-8, 12-15, 15-12, 15-17
Oct. 29	1994	-/-	vs. North Carolina *	W, 3-0	15-7, 15-13, 15-12
Oct. 13	1995	-/-	vs. North Carolina *	W, 3-2	8-15, 15-10, 15-11, 10-15, 17-15
Oct. 14	1995	-/-	vs. North Carolina *	L, 2-3	13-15, 15-13, 15-5, 5-15, 10-15
Oct. 18	1996	-/-	at North Carolina *	W, 3-1	15-11, 16-14, 6-15, 15-8
Oct. 25	1996	-/-	vs. North Carolina *	W, 3-2	10-15, 15-8, 9-15, 15-7, 15-10
Sept. 26	1997	-/-	at North Carolina *	L, 0-3	13-15, 6-15, 6-15
Oct. 31	1997	-/-	vs. North Carolina *	W, 3-1	15-12, 9-15, 15-10, 15-13
Oct. 9	1998	-/-	at North Carolina *	L, 1-3	15-6, 7-15, 11-15, 8-15
Nov. 8	1998	-/-	vs. North Carolina *	W, 3-2	15-0, 12-15, 8-15, 15-6, 15-13
Nov. 22	1998	-/-	vs. North Carolina \$	W, 3-0	15-8, 15-1, 15-10



# ALL-TIME RECORDS VS. OPPONENTS

Oct. 15	1999	-/-	vs. North Carolina *	L, 0-3	15-8, 15-8, 15-8
Nov. 12	1999	-/25	at North Carolina *	L, 0-3	6-15, 5-15, 13-15
Oct. 1	2000	-/-	vs. North Carolina *	L, 2-3	9-15, 15-2, 15-6, 9-15, 13-15
Oct. 20	2000	-/-	at North Carolina *	L, 1-3	10-15, 15-11, 10-15, 8-15
Oct. 5	2001	-/-	at North Carolina *	L, 2-3	22-30, 28-30, 30-20, 34-32, 13-15
Nov. 9	2001	-/-	vs. North Carolina *	W, 3-0	30-20, 30-28, 30-24
Nov. 18	2001	-/-	vs. North Carolina \$	L, 1-3	20-30, 27-30, 30-28, 23-30
Oct. 27	2002	-/11	vs. North Carolina *	W, 3-2	26-30, 26-30, 30-27, 30-22
Nov. 16	2002	-/12	at North Carolina *	L, 0-3	22-30, 22-30, 21-30
Nov. 23	2002	-/12	vs. North Carolina \$	W, 3-0	30-23, 30-25, 30-23
Sept. 27	2003	-/-	at North Carolina *	L, 2-3	14-30, 30-28, 30-27, 22-30, 9-15
Oct. 31	2003	-/-	vs. North Carolina *	W, 3-0	30-21, 30-27, 30-25
Oct. 15	2004	-/-	vs. North Carolina *	W, 3-1	30-27, 30-25, 27-30, 30-28
Nov. 13	2004	-/-	at North Carolina *	W, 3-1	30-27, 30-21, 28-30, 30-19
Nov. 19	2004	-/-	vs. North Carolina \$	L, 0-3	17-30, 31-33, 24-30
Oct. 7	2005	-/-	at North Carolina *	L, 1-3	28-30, 33-31, 21-30, 27-30
Nov. 20	2005	-/-	vs. North Carolina *	W, 3-2	27-30, 24-30, 30-24, 30-27, 19-17
Oct. 6	2006	-/-	vs. North Carolina *	W, 3-0	30-23, 30-27, 30-21
Nov. 16	2006	-/-	at North Carolina *	L, 0-3	27-30, 26-30, 32-34
Oct. 19	2007	-/-	at North Carolina *	W, 3-2	34-32, 25-30, 23-30, 30-24, 16-14
Nov. 23	2007	-/-	vs. North Carolina *	W, 3-0	30-17, 30-23, 30-17
Oct. 17	2008	-/-	vs. North Carolina *	L, 2-3	21-25, 25-18, 25-21, 23-25, 11-15
Nov. 21	2008	-/-	at North Carolina *	W, 3-0	25-17, 25-20, 25-21
Oct. 25	2009	17/-	vs. North Carolina *	W, 3-1	25-18, 23-25, 25-19, 25-15
Sept. 30	2010	14/-	at North Carolina *	L, 2-3	25-18, 20-25, 25-18, 22-25, 14-16
Nov. 12	2010	-/-	vs. North Carolina *	W, 3-2	25-18, 25-20, 21-25, 18-25, 15-12
Oct. 7	2011	24/-	at North Carolina *	W, 3-1	20-25, 25-20, 25-19, 25-18
Nov. 6	2011	18/-	vs. North Carolina *	W, 3-1	25-16, 12-25, 25-21, 25-21
Oct. 5	2012	13/-	vs. North Carolina *	W, 3-0	25-23, 26-24, 25-23
Nov. 3	2012	11/-	at North Carolina *	L, 1-3	25-23, 20-25, 24-26, 21-25
Nov. 1	2013	20/12	vs. North Carolina *	W, 3-2	25-27, 25-21, 25-16, 17-25, 15-8
Sept. 26	2014	6/12	vs. North Carolina *	W, 3-0	25-22, 25-22, 32-30
Nov. 14	2014	3/8	at North Carolina *	L, 1-3	24-26, 25-19, 22-25, 20-25
Oct. 16	2015	t-18/-	at North Carolina *	W, 3-2	25-20, 22-25, 18-25, 25-21, 15-10

<b>UNC Asheville</b>	<b>2-0</b>
Home Record	2-0
Away Record	0-0
Neutral Record	0-0

Date	Season	FSU / Opp.	Opponent	Result	Scores
	1973	-/-	vs. UNC Asheville	W, 2-0	15-1, 15-6
Aug. 25	2007	-/-	vs. UNC Asheville !	W, 3-0	30-11, 30-23, 30-22

<b>UNC Greensboro</b>	<b>1-0</b>
Home Record	0-0
Away Record	1-0
Neutral Record	0-0

Date	Season	FSU / Opp.	Opponent	Result	Scores
	1976	-/-	at UNCG @	W, 2-1	15-9, 14-16, 15-6

<b>NC State</b>	<b>45-5</b>
Home Record	24-1
Away Record	19-4
Neutral Record	2-0

Date	Season	FSU / Opp.	Opponent	Result	Scores
Nov. 12	1983	-/-	vs. NC State *	W, 3-0	15-6, 15-13, 15-7
Oct. 28	1984	-/-	vs. NC State	W, 3-0	15-5, 15-9, 15-11
Oct. 13	1986	-/-	vs. NC State	W, 3-0	15-10, 15-3, 15-9
Nov. 14	1987	-/-	at NC State	L, 2-3	9-15, 15-11, 12-15, 15-3, 6-15
Oct. 11	1991	-/-	at NC State *	L, 2-3	11-15, 15-4, 15-12, 11-15, 9-15
Nov. 14	1992	-/-	vs. NC State *	W, 3-0	15-6, 15-5, 15-11
Oct. 1	1993	21/-	vs. NC State *	W, 3-0	15-12, 15-8, 15-13
Oct. 2	1993	21/-	vs. NC State *	W, 3-0	15-12, 15-8, 15-13
Oct. 7	1994	-/-	at NC State *	W, 3-1	14-16, 15-5, 15-13, 15-13
Oct. 8	1994	-/-	at NC State *	W, 3-0	15-12, 15-11, 15-5
Sept. 30	1995	-/-	at NC State *	L, 2-3	15-11, 5-15, 15-9, 11-15, 11-15
Nov. 3	1995	-/-	vs. NC State *	L, 0-3	16-18, 12-15, 8-15
Oct. 19	1996	-/-	at NC State *	W, 3-2	9-15, 7-15, 15-10, 15-10, 15-12

Oct. 27	1996	-/-	vs. NC State *	W, 3-1	15-11, 8-15, 15-13, 15-6
Sept. 27	1997	-/-	at NC State *	W, 3-0	15-5, 15-8, 15-3
Nov. 1	1997	-/-	vs. NC State *	W, 3-1	15-3, 10-15, 15-12, 15-6
Oct. 10	1998	-/-	at NC State *	W, 3-0	15-5, 15-13, 15-13
Nov. 6	1998	-/-	vs. NC State *	W, 3-0	15-5, 15-4, 15-10
Oct. 17	1999	-/-	vs. NC State *	W, 3-1	15-12, 16-14, 13-15, 15-0
Nov. 13	1999	-/-	at NC State *	L, 1-3	11-15, 15-12, 10-15, 8-15
Sept. 29	2000	-/-	vs. NC State *	W, 3-1	15-7, 9-15, 15-7, 15-10
Oct. 21	2000	-/-	at NC State *	W, 3-0	15-11, 15-10, 15-8
Oct. 6	2001	-/-	at NC State *	W, 3-1	28-30, 30-13, 30-16, 30-14
Nov. 11	2001	-/-	vs. NC State *	W, 3-0	30-16, 30-15, 30-25
Oct. 25	2002	-/-	vs. NC State *	W, 3-0	30-19, 30-20, 30-21
Nov. 15	2002	-/-	at NC State *	W, 3-0	30-24, 30-18, 30-19
Sept. 26	2003	-/-	at NC State *	W, 3-1	30-28, 27-30, 30-28, 30-21
Nov. 1	2003	-/-	vs. NC State *	W, 3-0	30-19, 30-27, 30-14
Nov. 20	2003	-/-	vs. NC State \$	W, 3-0	30-22, 30-23, 30-20
Oct. 17	2004	-/-	vs. NC State *	W, 3-0	30-7, 30-23, 30-23
Nov. 12	2004	-/-	at NC State *	W, 3-0	30-28, 30-20, 30-15
Oct. 8	2005	-/-	at NC State *	W, 3-0	30-24, 30-23, 30-28
Nov. 18	2005	-/-	vs. NC State *	W, 3-0	30-27, 30-24, 30-19
Oct. 7	2006	-/-	vs. NC State *	W, 3-0	30-5, 30-20, 30-21
Nov. 17	2006	-/-	at NC State *	W, 3-1	26-30, 30-18, 30-15, 33-31
Oct. 20	2007	-/-	at NC State *	W, 3-0	30-18, 30-22, 30-25
Nov. 21	2007	-/-	vs. NC State *	W, 3-0	30-18, 30-21, 30-22
Oct. 18	2008	-/-	vs. NC State *	W, 3-1	25-20, 25-9, 23-25, 25-14
Nov. 20	2008	-/-	at NC State *	W, 3-0	25-18, 25-19, 25-18
Oct. 23	2009	17/-	vs. NC State *	W, 3-0	32-30, 25-17, 25-18
Oct. 1	2010	14/-	at NC State *	W, 3-1	25-12, 25-23, 21-25, 25-19
Nov. 14	2010	-/-	vs. NC State *	W, 3-0	25-11, 25-13, 26-24
Oct. 9	2011	24/-	at NC State *	W, 3-2	23-25, 25-22, 26-24, 17-25, 15-13
Nov. 4	2011	18/-	vs. NC State *	W, 3-0	25-18, 25-21, 25-15
Oct. 7	2012	13/-	vs. NC State *	W, 3-0	25-23, 25-23, 25-16
Nov. 2	2012	11/-	at NC State *	W, 3-0	26-24, 25-16, 25-21
Nov. 3	2013	20/-	vs. NC State *	W, 3-0	25-12, 25-18, 25-17
Oct. 12	2014	4/-	vs. NC State *	W, 3-0	25-21, 25-16, 25-23
Oct. 31	2014	3/-	at NC State *	W, 3-1	18-25, 25-17, 25-19, 25-17
Oct. 18	2015	t-18/-	at NC State *	W, 3-1	25-18, 33-31, 22-25, 25-20

<b>Oakland</b>	<b>1-0</b>
Home Record	0-0
Away Record	0-0
Neutral Record	1-0

Date	Season	FSU / Opp.	Opponent	Result	Scores
Sept. 10	2004	-/-	vs. Oakland @	W, 3-0	30-17, 30-21, 30-19

<b>Ohio State</b>	<b>1-4</b>
Home Record	1-1
Away Record	0-2
Neutral Record	0-1

Date	Season	FSU / Opp.	Opponent	Result	Scores
Sept. 14	1981	-/-	vs. Ohio State	L, 0-2	12-15, 9-15
Sept. 15	2012	11/21	vs. Ohio State	W, 3-1	25-18, 22-25, 25-13, 25-13
Sept. 6	2013	15/23	vs. Ohio State @	L, 1-3	29-27, 24-26, 14-25, 20-25
Sept. 5	2015	14/22	at Ohio State @	L, 2-3	25-21, 19-25, 25-20, 19-25, 11-15
Sept. 6	2015	14/22	at Ohio State @	L, 1-3	19-25, 25-18, 13-25, 21-25

<b>Oklahoma</b>	<b>3-1</b>
Home Record	0-0
Away Record	0-0
Neutral Record	3-1

Date	Season	FSU / Opp.	Opponent	Result	Scores
Sept. 22	1979	-/-	vs. Oklahoma !	W, 2-1	15-7, 7-15, 16-14
Oct. 5	1979	-/-	vs. Oklahoma #	L, 0-2	9-15, 12-15
Sept. 4	2010	13/-	vs. Oklahoma @	W, 3-1	25-16, 19-25, 25-18, 25-16
Aug. 28	2015	9/-	vs. Oklahoma !	W, 3-1	25-21, 25-23, 21-25, 25-18

<b>Oklahoma State</b>	<b>1-0</b>
Home Record	1-0



# ALL-TIME RECORDS VS. OPPONENTS

Away Record ..... 0-0  
 Neutral Record ..... 0-0

Date	Season	FSU / Opp.	Opponent	Result	Scores
Oct. 10	1980	-/-	vs. Oklahoma State \$	W, 2-0	15-6, 15-7

**Oregon** ..... **1-1**  
 Home Record ..... 0-0  
 Away Record ..... 0-0  
 Neutral Record ..... 1-1

Date	Season	FSU / Opp.	Opponent	Result	Scores
Dec. 14	1974	-/-	vs. Oregon ^	L, 1-2	15-12, 6-15, 6-15
Sept. 10	2002	-/-	vs. Oregon	W, 3-0	30-23, 30-28, 30-28

**Pacific** ..... **0-1**  
 Home Record ..... 0-0  
 Away Record ..... 0-0  
 Neutral Record ..... 0-1

Date	Season	FSU / Opp.	Opponent	Result	Scores
Dec. 5	1993	-/11	vs. Pacific ^	L, 1-3	6-15, 17-15, 6-15, 9-15

**Penn State** ..... **1-2**  
 Home Record ..... 0-1  
 Away Record ..... 0-1  
 Neutral Record ..... 1-0

Date	Season	FSU / Opp.	Opponent	Result	Scores
Sept. 17	1983	-/-	vs. Penn State @	W, 3-1	15-12, 15-7, 13-15, 15-6
Sept. 10	1988	-/19	vs. Penn State	L, 1-3	15-13, 13-15, 8-15, 5-15
Sept. 10	1994	-/4	vs. Penn State !	L, 0-3	4-15, 3-15, 10-15

**Pepperdine** ..... **0-6**  
 Home Record ..... 0-1  
 Away Record ..... 0-1  
 Neutral Record ..... 0-4

Date	Season	FSU / Opp.	Opponent	Result	Scores
	1978	-/-	vs. Pepperdine +	L, 1-2	5-15, 15-12, 3-15
Sept. 19	1998	19/1	vs. Pepperdine #	L, 1-3	13-15, 8-15, 15-11, 11-15
Sept. 1	2001	-/17	at Pepperdine !	L, 0-3	21-30, 24-30, 29-31
Sept. 6	2003	-/8	vs. Pepperdine @	L, 0-3	20-30, 23-30, 24-30
Sept. 10	2011	24/-	vs. Pepperdine #	L, 1-3	21-25, 25-23, 18-25, 23-25
Sept. 14	2012	11/18	vs. Pepperdine	L, 0-3	21-25, 23-25, 15-25

**Pittsburgh** ..... **4-4**  
 Home Record ..... 1-2  
 Away Record ..... 1-2  
 Neutral Record ..... 2-0  
 ACC Regular Season Record ..... 2-1

Date	Season	FSU / Opp.	Opponent	Result	Scores
Sept. 16	1983	-/-	at Pittsburgh @	L, 1-3	13-15, 5-15, 15-11, 9-15
Oct. 25	1986	-/-	vs. Pittsburgh \$	W, 3-2	15-12, 17-15, 11-15, 5-15, 15-13
Nov. 15	1991	-/-	vs. Pittsburgh #	L, 1-3	13-15, 3-15, 15-9, 2-15
Oct. 10	1992	-/-	vs. Pittsburgh \$	W, 3-2	15-6, 12-15, 9-15, 15-10, 15-11
Sept. 3	2005	-/-	vs. Pittsburgh !	L, 2-3	30-19, 16-30, 25-30, 30-24, 13-15
Oct. 13	2013	21/-	vs. Pittsburgh *	W, 3-0	25-22, 25-23, 25-20
Oct. 24	2014	4/-	at Pittsburgh *	W, 3-2	24-26, 18-25, 25-17, 25-19, 15-11
Oct. 30	2015	15/-	at Pittsburgh *	L, 0-3	14-25, 23-25, 26-28

**Portland State** ..... **0-1**  
 Home Record ..... 0-1  
 Away Record ..... 0-0  
 Neutral Record ..... 0-0

Date	Season	FSU / Opp.	Opponent	Result	Scores
Dec. 10	1981	-/-	vs. Portland State +	L, 1-3	15-7, 9-15, 10-15, 18-20

**Purdue** ..... **4-4**

Home Record ..... 1-1  
 Away Record ..... 1-1  
 Neutral Record ..... 2-2

Date	Season	FSU / Opp.	Opponent	Result	Scores
Dec. 6	1979	-/-	vs. Purdue +	L, 0-2	14-16, 14-16
Oct. 3	1981	-/-	vs. Purdue @	W, 2-0	15-7, 16-14
Oct. 24	1986	-/-	vs. Purdue \$	L, 0-3	8-15, 10-15, 13-15
Oct. 15	1989	-/-	at Purdue	W, 3-0	15-12, 15-13, 15-13
Sept. 7	1996	-/-	at Purdue	L, 1-3	11-15, 15-6, 9-15, 4-15
Aug. 30	1997	-/-	vs. Purdue !	W, 3-0	15-13, 15-7, 15-4
Dec. 9	2011	21/8	vs. Purdue &	W, 3-1	25-23, 21-25, 25-20, 25-19
Dec. 1	2012	12/22	vs. Purdue ^	L, 2-3	20-25, 25-21, 21-25, 25-23, 11-15

**Rhode Island** ..... **1-1**  
 Home Record ..... 0-1  
 Away Record ..... 1-0  
 Neutral Record ..... 0-0

Date	Season	FSU / Opp.	Opponent	Result	Scores
Nov. 12	1983	-/-	vs. Rhode Island *	W, 3-2	15-12, 10-15, 15-3, 12-15, 15-10
Sept. 8	1995	-/-	at Rhode Island @	L, 0-3	14-16, 3-15, 2-15

**Rice** ..... **4-0**  
 Home Record ..... 1-0  
 Away Record ..... 2-0  
 Neutral Record ..... 1-0

Date	Season	FSU / Opp.	Opponent	Result	Scores
Sept. 4	1983	-/-	vs. Rice !	W, 3-0	15-13, 15-9, 15-7
Oct. 8	1988	-/-	at Rice	W, 3-2	12-15, 11-15, 15-6, 15-9, 15-2
Sept. 28	1991	-/-	vs. Rice	W, 3-0	15-4, 15-8, 15-11
Sept. 19	1993	21/-	at Rice	W, 3-1	15-10, 15-9, 8-15, 15-10

**Rollins** ..... **2-2**  
 Home Record ..... 0-1  
 Away Record ..... 0-0  
 Neutral Record ..... 2-1

Date	Season	FSU / Opp.	Opponent	Result	Scores
	1972	-/-	vs. Rollins !	L, 1-2	9-15, 16-14, 15-4
	1972	-/-	vs. Rollins #	L, 0-2	15-11, 15-11
	1972	-/-	vs. Rollins @	W, 2-0	15-15, 15-3
Oct. 23	1981	-/-	vs. Rollins \$	W, 3-0	15-9, 15-0, 15-4

**Rutgers** ..... **1-1**  
 Home Record ..... 0-0  
 Away Record ..... 0-0  
 Neutral Record ..... 1-1

Date	Season	FSU / Opp.	Opponent	Result	Scores
Oct. 15	1982	-/-	vs. Rutgers \$	L, 0-2	13-15, 8-15
Oct. 16	1982	-/-	vs. Rutgers \$	W, 0-2	9-15, 13-15

**St. John's** ..... **0-1**  
 Home Record ..... 0-0  
 Away Record ..... 0-0  
 Neutral Record ..... 0-1

Date	Season	FSU / Opp.	Opponent	Result	Scores
Sept. 8	2006	-/-	vs. St. John's @	L, 1-3	30-25, 26-30, 23-30, 26-30

**St. John's CC** ..... **1-0**  
 Home Record ..... 0-0  
 Away Record ..... 0-0  
 Neutral Record ..... 1-0

Date	Season	FSU / Opp.	Opponent	Result	Scores
	1972	-/-	vs. St. John's CC @	W, 2-1	15-2, 13-15, 15-6

**Saint Louis** ..... **0-2**



# ALL-TIME RECORDS VS. OPPONENTS

Home Record .....	0-0
Away Record .....	0-0
Neutral Record .....	0-2

Date	Season	FSU / Opp.	Opponent	Result	Scores
Sept. 26	1980	- / -	vs. Saint Louis @	L, 1-2	17-15, 12-15, 11-15
Sept. 27	1980	- / -	vs. Saint Louis @	L, 1-2	12-15, 15-7, 6-15

<b>St. Mary's College</b> .....	<b>0-1</b>
Home Record .....	0-0
Away Record .....	0-0
Neutral Record .....	0-1

Date	Season	FSU / Opp.	Opponent	Result	Scores
Sept. 12	2003	- / -	vs. St. Mary's College #	L, 2-3	16-30, 24-30, 30-26, 30-27, 10-15

<b>St. Petersburg JC</b> .....	<b>1-0</b>
Home Record .....	0-0
Away Record .....	0-0
Neutral Record .....	1-0

Date	Season	FSU / Opp.	Opponent	Result	Scores
Oct. 25	1974	- / -	vs. St. Petersburg JC @	W, 2-0	15-4, 15-11

<b>Sam Houston State</b> .....	<b>3-1</b>
Home Record .....	1-0
Away Record .....	0-0
Neutral Record .....	2-1

Date	Season	FSU / Opp.	Opponent	Result	Scores
Oct. 30	1981	- / -	vs. Sam Houston State %	W, 2-0	15-13, 15-10
Oct. 31	1981	- / -	vs. Sam Houston State %	W, 2-0	15-9, 15-9
Sept. 27	1986	- / -	vs. Sam Houston State #	L, 2-3	15-13, 6-15, 14-16, 15-9, 14-16
Sept. 3	2004	- / -	vs. Sam Houston State !	W, 3-2	25-30, 24-30, 30-25, 30-18, 15-12

<b>Samford</b> .....	<b>2-0</b>
Home Record .....	2-0
Away Record .....	0-0
Neutral Record .....	0-0

Date	Season	FSU / Opp.	Opponent	Result	Scores
Sept. 15	2000	- / -	vs. Samford #	W, 3-0	15-2, 15-4, 15-4
Sept. 12	2014	7 / -	vs. Samford #	W, 3-0	25-19, 25-8, 25-13

<b>San Diego</b> .....	<b>1-0</b>
Home Record .....	0-0
Away Record .....	0-0
Neutral Record .....	1-0

Date	Season	FSU / Opp.	Opponent	Result	Scores
Aug. 29	2015	9 / -	vs. San Diego !	W, 3-0	25-16, 25-21, 25-20

<b>San Diego State</b> .....	<b>0-1</b>
Home Record .....	0-0
Away Record .....	0-0
Neutral Record .....	0-1

Date	Season	FSU / Opp.	Opponent	Result	Scores
Oct. 29	1983	- / 7	vs. San Diego State ^	L, 0-3	11-15, 7-15, 11-15

<b>Santa Clara</b> .....	<b>0-2</b>
Home Record .....	0-0
Away Record .....	0-0
Neutral Record .....	0-2

Date	Season	FSU / Opp.	Opponent	Result	Scores
Sept. 19	1998	19 / -	vs. Santa Clara #	L, 3-0	15-2, 15-9, 17-15
Sept. 11	1999	- / -	vs. Santa Clara @	L, 0-3	8-15, 4-15, 10-15

<b>Shorter</b> .....	<b>1-0</b>
Home Record .....	0-0

Away Record .....	0-0
Neutral Record .....	1-0

Date	Season	FSU / Opp.	Opponent	Result	Scores
Oct. 11	1975	- / -	vs. Shorter @	W, 2-0	15-4, 15-12

<b>Siena</b> .....	<b>1-0</b>
Home Record .....	0-0
Away Record .....	0-0
Neutral Record .....	1-0

Date	Season	FSU / Opp.	Opponent	Result	Scores
Sept. 12	2013	16 / -	vs. Siena #	W, 3-0	25-18, 25-9, 25-17

<b>South Alabama</b> .....	<b>15-0</b>
Home Record .....	11-0
Away Record .....	1-0
Neutral Record .....	3-0

Date	Season	FSU / Opp.	Opponent	Result	Scores
	1977	- / -	vs. South Alabama @	W, 2-0	15-8, 15-5
Oct. 17	1979	- / -	vs. South Alabama	W, 2-0	15-5, 16-14
Oct. 7	1980	- / -	vs. South Alabama	W, 2-0	15-5, 15-1
Oct. 16	1980	- / -	at South Alabama	W, 3-0	15-12, 15-12, 15-9
Nov. 20	1980	- / -	vs. South Alabama +	W, 2-0	15-5, 15-5
Sept. 18	1982	- / -	vs. South Alabama !	W, 3-0	15-4, 11-15, 15-11, 15-8
Oct. 9	1985	- / -	vs. South Alabama	W, 3-0	15-12, 15-0, 15-7
Nov. 9	1985	- / -	vs. South Alabama	W, 3-0	15-12, 15-0, 15-7
Sept. 30	1986	- / -	vs. South Alabama	W, 3-0	15-4, 15-5, 15-7
Oct. 20	1989	- / -	vs. South Alabama	W, 3-0	15-8, 15-10, 15-9
Oct. 22	1992	- / -	vs. South Alabama	W, 3-0	15-5, 15-10, 15-3
Nov. 7	1995	- / -	vs. South Alabama	W, 3-0	15-11, 15-4, 15-8
Oct. 16	1997	- / -	vs. South Alabama	W, 3-0	15-4, 15-3, 15-7
Sept. 4	2004	- / -	vs. South Alabama !	W, 3-0	30-17, 30-22, 30-13
Sept. 2	2006	- / -	vs. South Alabama !	W, 3-0	30-18, 30-17, 30-13

<b>South Carolina</b> .....	<b>17-9</b>
Home Record .....	7-3
Away Record .....	3-2
Neutral Record .....	7-4

Date	Season	FSU / Opp.	Opponent	Result	Scores
	1976	- / -	vs. South Carolina \$	W, 2-1	15-7, 13-15, 15-11
	1977	- / -	vs. South Carolina #	L, 1-2	11-15, 15-11, 12-15
	1977	- / -	vs. South Carolina \$	L, 1-2	9-15, 15-7, 8-15
	1977	- / -	vs. South Carolina %	L, 0-2	15-17, 9-15
	1978	- / -	vs. South Carolina #	W, 2-0	16-14, 15-13
	1978	- / -	vs. South Carolina #	L, 1-2	15-7, 8-15, 10-15
Sept. 21	1979	- / -	vs. South Carolina !	W, 2-1	15-10, 3-15, 15-8
Oct. 9	1981	- / -	vs. South Carolina #	W, 2-0	15-8, 15-4
Oct. 7	1983	- / -	vs. South Carolina \$	W, 3-0	15-12, 15-8, 15-4
Oct. 15	1983	- / -	vs. South Carolina %	W, 3-2	13-15, 15-4, 9-15, 15-8, 16-14
Nov. 19	1983	- / -	vs. South Carolina ?	W, 3-2	13-15, 15-8, 15-9, 10-15, 15-4
Oct. 27	1984	- / -	at South Carolina	W, 3-2	7-15, 15-6, 15-10, 13-15, 16-14
Nov. 17	1984	- / -	at South Carolina !	L, 1-3	11-15, 11-15, 11-15
Oct. 4	1985	- / -	vs. South Carolina ?	L, 2-3	9-15, 15-6, 7-15, 15-3, 13-15
Nov. 24	1985	- / -	vs. South Carolina ^	W, 3-1	15-1, 15-3, 13-15, 15-12
Oct. 3	1986	- / -	at South Carolina ?	W, 3-1	6-15, 15-8, 15-8, 15-8
Nov. 23	1986	- / -	vs. South Carolina ^	W, 3-1	7-15, 15-13, 15-3, 15-7
Sept. 25	1987	- / -	vs. South Carolina ?	W, 3-2	15-9, 15-12, 13-15, 11-15, 15-4
Nov. 21	1987	- / -	vs. South Carolina \$	W, 3-1	15-9, 15-4, 12-15, 15-8
Sept. 30	1988	- / -	at South Carolina ?	L, 0-3	10-15, 13-15, 15-17
Nov. 19	1988	- / -	vs. South Carolina #	W, 3-0	15-8, 15-13, 15-6
Nov. 3	1989	- / -	vs. South Carolina ?	W, 3-0	15-8, 15-4, 15-2
Oct. 6	1990	- / -	vs. South Carolina ?	W, 3-0	15-5, 15-8, 15-6
Sept. 3	1999	- / -	vs. South Carolina !	L, 0-3	11-15, 8-15, 4-15
Sept. 2	2005	- / -	vs. South Carolina !	L, 1-3	21-30, 30-22, 17-30, 23-30
Sept. 9	2006	- / -	at South Carolina @	W, 3-2	30-28, 21-30, 30-17, 28-30, 15-13

<b>South Dakota State</b> .....	<b>1-0</b>
Home Record .....	0-0



# ALL-TIME RECORDS VS. OPPONENTS

Away Record ..... 0-0  
 Neutral Record ..... 1-0

Date	Season	FSU / Opp.	Opponent	Result	Scores
Sept. 7	2008	- / -	vs. South Dakota State @	W, 3-0	25-19, 25-23, 25-17

**South Florida** ..... **41-6**  
 Home Record ..... 19-2  
 Away Record ..... 8-2  
 Neutral Record ..... 14-2

Date	Season	FSU / Opp.	Opponent	Result	Scores
	1973	- / -	vs. South Florida	W, 2-0	15-9, 15-9
	1973	- / -	vs. South Florida @	W, 2-1	15-4, 8-15, 15-4
Nov. 1	1974	- / -	vs. South Florida #	W, 2-0	15-5, 15-2
Nov. 14	1975	- / -	vs. South Florida %	W, 2-1	15-1, 12-15, 15-2
	1976	- / -	vs. South Florida %	W, 2-0	15-8, 15-5
	1976	- / -	vs. South Florida ^	W, 2-0	15-5, 15-5
	1977	- / -	vs. South Florida ^	W, 2-1	15-11, 10-15, 15-13
	1977	- / -	vs. South Florida ^	W, 2-1	2-15, 15-11, 17-15
	1977	- / -	vs. South Florida &	W, 3-1	15-12, 15-0, 11-15, 16-14
	1978	- / -	vs. South Florida @	W, 2-0	15-10, 15-7
	1978	- / -	vs. South Florida ^	W, 3-0	15-5, 7-15, 15-9
	1978	- / -	vs. South Florida	W, 2-1	12-15, 15-9, 15-9
Oct. 12	1979	- / -	vs. South Florida \$	W, 2-0	15-8, 15-7
Oct. 10	1980	- / -	vs. South Florida \$	W, 2-0	15-0, 15-2
Oct. 9	1982	- / -	vs. South Florida #	W, 2-0	15-2, 15-7
Oct. 6	1983	- / -	vs. South Florida #	W, 3-0	15-5, 15-9, 15-5
Oct. 8	1983	- / -	vs. South Florida \$	W, 3-0	15-6, 15-3, 15-10
Oct. 22	1984	- / -	at South Florida	W, 3-0	15-11, 16-14, 15-3
Sept. 22	1985	- / -	at South Florida !	W, 3-1	17-15, 8-15, 15-9, 15-3
Oct. 2	1985	- / -	vs. South Florida	W, 3-0	15-9, 15-4, 15-2
Sept. 19	1986	- / -	vs. South Florida @	W, 3-2	8-15, 15-11, 9-15, 15-4, 15-3
Oct. 1	1986	- / -	vs. South Florida	W, 3-1	13-15, 15-5, 15-12, 15-13
Sept. 4	1987	- / -	vs. South Florida !	W, 3-0	15-5, 15-7, 15-1
Sept. 5	1987	- / -	vs. South Florida !	W, 3-0	15-2, 16-14, 15-3
Oct. 17	1987	- / -	at South Florida #	W, 3-0	15-6, 15-4, 15-10
Sept. 17	1988	- / -	vs. South Florida !	W, 3-0	15-13, 15-5, 15-8
Oct. 22	1988	- / -	at South Florida	W, 3-2	15-10, 10-15, 14-16, 15-13, 15-12
Oct. 30	1988	- / -	vs. South Florida	W, 3-2	9-15, 15-5, 15-5, 12-15, 15-7
Sept. 16	1989	- / -	at South Florida @	W, 3-2	15-13, 15-8, 7-15, 10-15, 15-13
Oct. 20	1989	- / -	vs. South Florida	L, 1-3	15-3, 5-15, 13-15, 12-15
Sept. 14	1990	- / -	vs. South Florida @	W, 3-0	15-6, 15-11, 15-6
Oct. 7	1990	- / -	vs. South Florida	W, 3-1	12-15, 15-10, 15-4, 15-12
Sept. 21	1991	- / -	vs. South Florida @	W, 3-0	15-9, 15-13, 15-3
Sept. 5	1992	- / -	vs. South Florida !	W, 3-0	15-3, 15-11, 15-10
Sept. 19	1992	- / -	at South Florida #	W, 3-0	15-6, 15-4, 16-14
Sept. 4	1993	- / -	vs. South Florida !	W, 3-2	13-15, 15-8, 15-10, 12-15, 15-10
Nov. 25	1994	- / -	vs. South Florida \$	W, 3-1	11-15, 16-14, 15-6, 15-7
Sept. 3	1995	- / -	at South Florida !	L, 1-3	15-13, 8-15, 3-15, 5-15
Dec. 5	1997	- / -	vs. South Florida ^	L, 2-3	15-8, 4-15, 13-15, 15-7, 9-15
Sept. 11	1998	22 / -	at South Florida @	W, 3-0	15-11, 15-7, 15-6
Sept. 18	2001	- / -	vs. South Florida	L, 1-3	29-31, 30-28, 24-30, 24-30
Oct. 29	2002	- / -	at South Florida	L, 2-3	30-23, 28-30, 28-30, 30-27, 4-15
Dec. 6	2002	- / -	vs. South Florida ^	L, 0-3	21-30, 19-30, 28-30
Oct. 29	2003	- / -	vs. South Florida	W, 3-0	30-23, 30-25, 30-20
Nov. 2	2004	- / -	at South Florida	W, 3-0	30-24, 30-27, 30-19
Sept. 14	2005	- / -	vs. South Florida	W, 3-1	23-30, 30-22, 30-25, 30-28
Aug. 28	2010	15 / -	vs. South Florida !	W, 3-0	25-20, 25-11, 25-21

**Southeast Missouri State** ..... **1-0**  
 Home Record ..... 0-0  
 Away Record ..... 0-0  
 Neutral Record ..... 0-1

Date	Season	FSU / Opp.	Opponent	Result	Scores
Sept. 8	2000	- / -	vs. Southeast Missouri State @	W, 3-0	15-13, 15-11, 15-5

**Southeastern Louisiana** ..... **2-0**  
 Home Record ..... 1-0  
 Away Record ..... 0-0

Neutral Record ..... 1-0

Date	Season	FSU / Opp.	Opponent	Result	Scores
Sept. 28	1979	- / -	vs. Southeastern Louisiana @	W, 2-0	15-4, 15-5
Sept. 4	1998	24 / -	vs. Southeastern Louisiana !	W, 3-0	15-7, 15-11, 15-5

**Southern** ..... **1-0**  
 Home Record ..... 0-0  
 Away Record ..... 0-0  
 Neutral Record ..... 1-0

Date	Season	FSU / Opp.	Opponent	Result	Scores
Sept. 5	1983	- / -	vs. Southern !	W, 3-0	15-8, 15-4, 15-2

**Southern Cal** ..... **0-1**  
 Home Record ..... 0-0  
 Away Record ..... 0-0  
 Neutral Record ..... 0-1

Date	Season	FSU / Opp.	Opponent	Result	Scores
Sept. 8	2006	- / 10	vs. Southern Cal @	L, 0-3	22-30, 22-30, 26-30

**Southern Connecticut State** ..... **1-0**  
 Home Record ..... 0-0  
 Away Record ..... 0-0  
 Neutral Record ..... 1-0

Date	Season	FSU / Opp.	Opponent	Result	Scores
	1973	- / -	vs. Southern Connecticut State %	W, 2-0	15-7, 14-12

**Southern Illinois** ..... **3-2**  
 Home Record ..... 0-1  
 Away Record ..... 0-0  
 Neutral Record ..... 3-1

Date	Season	FSU / Opp.	Opponent	Result	Scores
Sept. 22	1984	- / -	vs. Southern Illinois	L, 1-3	13-15, 15-12, 14-16, 15-17
Sept. 28	1985	- / -	vs. Southern Illinois @	W, 3-2	15-6, 3-15, 5-15, 15-12, 15-13
Sept. 2	1994	- / -	vs. Southern Illinois %	W, 3-0	15-7, 15-4, 15-6
Sept. 3	1994	- / -	vs. Southern Illinois %	W, 3-1	9-15, 15-5, 15-10, 15-7
Sept. 6	1996	- / -	vs. Southern Illinois !	L, 2-3	11-15, 15-9, 15-11, 8-15, 10-15

**Southern Mississippi** ..... **15-0**  
 Home Record ..... 7-0  
 Away Record ..... 5-0  
 Neutral Record ..... 3-0

Date	Season	FSU / Opp.	Opponent	Result	Scores
Nov. 22	1982	- / -	vs. Southern Mississippi ^	W, 2-0	15-3, 15-2
Oct. 14	1983	- / -	at Southern Mississippi %	W, 3-0	15-2, 15-1, 15-4
Nov. 18	1983	- / -	vs. Southern Mississippi ?	W, 3-0	15-0, 15-0, 15-4
Oct. 7	1984	- / -	at Southern Mississippi	W, 3-0	15-8, 15-3, 15-8
Oct. 24	1985	- / -	vs. Southern Mississippi ?	W, 3-0	15-6, 15-7, 15-8
Nov. 23	1985	- / -	at Southern Mississippi ^	W, 3-0	15-13, 15-13, 15-3
Sept. 28	1986	- / -	at Southern Mississippi #	W, 3-0	15-1, 15-2, 15-5
Oct. 9	1987	- / -	vs. Southern Mississippi ?	W, 3-0	15-7, 15-0, 15-5
Nov. 5	1988	- / -	at Southern Mississippi ?	W, 3-0	15-8, 15-6, 15-3
Nov. 18	1988	- / -	vs. Southern Mississippi #	W, 3-0	15-10, 15-5, 15-6
Oct. 6	1989	- / -	vs. Southern Mississippi ?	W, 3-0	15-6, 15-6, 15-7
Nov. 17	1989	- / -	vs. Southern Mississippi \$	W, 3-0	15-2, 15-3, 15-7
Sept. 10	1990	- / -	vs. Southern Mississippi ?	W, 3-0	15-8, 15-9, 15-5
Sept. 11	1993	- / -	vs. Southern Mississippi @	W, 3-0	15-6, 15-3, 15-8
Sept. 1	2000	- / -	vs. Southern Mississippi !	W, 3-0	15-11, 15-2, 15-12

**Southwest Texas State** ..... **4-1**  
 Home Record ..... 2-0  
 Away Record ..... 2-1  
 Neutral Record ..... 0-0

Date	Season	FSU / Opp.	Opponent	Result	Scores
	1973	- / -	vs. Southwest Texas State #	W, 2-1	17-15, 13-15, 15-10



# ALL-TIME RECORDS VS. OPPONENTS

Oct. 17	1987	-/-	vs. Southwest Texas State #	L, 1-3	15-6, 12-15, 7-15, 11-15
Nov. 14	1988	-/-	vs. Southwest Texas State @	W, 3-2	10-15, 18-16, 15-9, 13-15, 15-12
Sept. 28	1990	-/-	at Southwest Texas State	W, 3-0	15-8, 15-6, 15-6
Oct. 13	1991	-/-	at Southwest Texas State	W, 3-0	15-13, 15-11, 15-13

<b>Southwestern Louisiana</b>						<b>1-0</b>
Home Record						0-0
Away Record						0-0
Neutral Record						1-0

Date	Season	FSU / Opp.	Opponent	Result	Scores
1977		-/-	vs. Southwestern Louisiana @	W, 2-0	15-8, 15-6

<b>Stetson</b>						<b>6-0</b>
Home Record						3-0
Away Record						0-0
Neutral Record						3-0

Date	Season	FSU / Opp.	Opponent	Result	Scores
1973		-/-	vs. Stetson #	W, 2-0	15-3, 15-6
1973		-/-	vs. Stetson #	W, 2-0	15-2, 15-2
Oct. 18	1983	-/-	vs. Stetson %	W, 3-0	15-3, 15-2, 15-7
Sept. 3	2004	-/-	vs. Stetson !	W, 3-0	30-14, 30-11, 30-13
Sept. 1	2006	-/-	vs. Stetson !	W, 3-0	30-20, 30-14, 30-13
Aug. 30	2008	-/-	vs. Stetson !	W, 3-0	25-2, 26-24, 25-12

<b>Syracuse</b>						<b>4-0</b>
Home Record						2-0
Away Record						1-0
Neutral Record						1-0
ACC Regular Season Record						3-0

Date	Season	FSU / Opp.	Opponent	Result	Scores
Oct. 30	1992	-/-	vs. Syracuse &	W, 3-0	15-10, 15-10, 15-12
Sept. 28	2013	17/-	at Syracuse *	W, 3-1	19-25, 25-16, 25-13, 25-13
Nov. 23	2014	8/-	vs. Syracuse *	W, 3-0	25-19, 25-15, 25-17
Oct. 23	2015	17/-	vs. Syracuse *	W, 3-0	25-16, 25-19, 25-20

<b>Tampa</b>						<b>2-0</b>
Home Record						0-0
Away Record						1-0
Neutral Record						1-0

Date	Season	FSU / Opp.	Opponent	Result	Scores
1973		-/-	vs. Tampa #	W, 2-0	15-3, 17-15
Oct. 22	1988	-/-	at Tampa	W, 3-0	15-13, 15-3, 15-8

<b>Temple</b>						<b>1-0</b>
Home Record						1-0
Away Record						0-0
Neutral Record						0-0

Date	Season	FSU / Opp.	Opponent	Result	Scores
Nov. 16	1991	-/-	vs. Temple #	W, 3-0	15-1, 15-11, 15-6

<b>Tennessee</b>						<b>11-7</b>
Home Record						2-4
Away Record						4-1
Neutral Record						5-2

Date	Season	FSU / Opp.	Opponent	Result	Scores
Oct. 17	1975	-/-	vs. Tennessee #	W, 2-0	15-9, 15-8
Oct. 31	1975	-/-	vs. Tennessee \$	W, 2-0	15-5, 15-10
1976		-/-	vs. Tennessee %	W, 2-1	6-15, 15-6, 16-14
1976		-/-	vs. Tennessee %	W, 2-0	15-5, 15-8
1976		-/-	vs. Tennessee %	W, 2-0	15-6, 15-4
1978		-/-	vs. Tennessee #	L, 0-2	12-15, 8-15
Sept. 17	1980	-/-	at Tennessee	L, 1-3	15-4, 7-15, 10-15, 8-15
Oct. 11	1980	-/-	vs. Tennessee \$	L, 1-2	15-8, 3-15, 11-15
Oct. 24	1981	-/-	at Tennessee \$	W, 3-1	15-9, 15-11, 10-15, 15-12

Oct. 30	1981	-/-	vs. Tennessee %	W, 2-0	15-10, 15-3
Dec. 5	1983	-/13	vs. Tennessee +	L, 2-3	15-12, 15-12, 1-15, 10-15, 8-15
Oct. 12	1984	-/-	vs. Tennessee	L, 0-3	8-15, 7-15, 9-15
Oct. 12	1985	-/-	at Tennessee	W, 3-1	8-15, 15-11, 15-11, 16-14
Oct. 18	1986	-/-	vs. Tennessee	L, 2-3	10-15, 15-7, 15-4, 13-15, 10-15
Oct. 25	1986	-/-	at Tennessee \$	W, 3-1	13-15, 15-9, 16-14, 15-6
Sept. 30	1989	-/-	vs. Tennessee	W, 3-0	15-10, 16-14, 15-11
Sept. 4	2010	13/17	vs. Tennessee @	L, 0-3	20-25, 23-25, 20-25
Aug. 24	2012	12/15	at Tennessee !	W, 3-0	27-25, 25-15, 25-21

<b>Tennessee Tech</b>						<b>2-0</b>
Home Record						0-0
Away Record						0-0
Neutral Record						2-0

Date	Season	FSU / Opp.	Opponent	Result	Scores
Nov. 6	1982	-/-	vs. Tennessee Tech +	W, 2-0	15-0, 15-10
Sept. 2	1995	-/-	vs. Tennessee Tech !	W, 3-1	15-5, 15-7, 7-15, 15-8

<b>Texas</b>						<b>1-5</b>
Home Record						0-1
Away Record						1-3
Neutral Record						0-1

Date	Season	FSU / Opp.	Opponent	Result	Scores
Dec. 11	1981	-/-	vs. Texas +	L, 2-2	12-15, 15-3, 5-15, 15-11, 12-15
Oct. 28	1982	-/16	at Texas	W, 2-3	15-8, 2-15, 15-17, 15-4, 12-15
Oct. 28	1983	-/10	at Texas ^	L, 0-3	6-15, 13-15, 3-15
Dec. 5	1987	-/9	at Texas ^	L, 0-3	6-15, 11-15, 9-15
Sept. 29	1990	-/5	at Texas	L, 2-3	8-15, 15-11, 9-15, 15-9, 5-15
Sept. 8	2001	-/25	vs. Texas @	L, 1-3	20-30, 34-32, 29-31, 21-30

<b>Texas A&amp;M</b>						<b>6-6</b>
Home Record						2-0
Away Record						3-5
Neutral Record						1-1

Date	Season	FSU / Opp.	Opponent	Result	Scores
1978		-/-	vs. Texas A&M \$	W, 2-0	15-10, 16-14
1978		-/-	vs. Texas A&M +	L, 0-2	9-15, 8-15
Oct. 29	1982	-/19	at Texas A&M %	L, 1-3	5-15, 16-14, 6-15, 9-15
Sept. 21	1984	-/-	at Texas A&M	L, 1-3	4-15, 1-15, 16-14, 11-15
Oct. 5	1991	-/-	at Texas A&M	W, 3-1	15-7, 15-11, 11-15, 15-8
Sept. 26	1992	-/-	vs. Texas A&M	W, 3-0	15-7, 15-8, 16-14
Sept. 17	1993	21/-	at Texas A&M	L, 1-3	13-15, 13-15, 16-14, 11-15
Sept. 7	2001	-/18	at Texas A&M @	L, 0-3	25-30, 18-30, 19-30
Sept. 12	2013	16/-	at Texas A&M #	L, 0-3	25-27, 25-27, 22-25
Sept. 19	2014	6/21	at Texas A&M \$	W, 3-1	25-22, 23-25, 26-24, 25-21
Sept. 20	2014	6/21	at Texas A&M \$	W, 3-0	25-20, 25-16, 25-8
Sept. 18	2015	18/-	vs. Texas A&M	W, 3-1	25-20, 25-12, 21-25, 25-16

<b>TCU</b>						<b>1-0</b>
Home Record						1-0
Away Record						0-0
Neutral Record						0-0

Date	Season	FSU / Opp.	Opponent	Result	Scores
Aug. 25	2007	-/-	vs. TCU !	W, 3-1	30-25, 23-30, 30-16, 30-27

<b>UTEP</b>						<b>1-0</b>
Home Record						0-0
Away Record						0-0
Neutral Record						1-0

Date	Season	FSU / Opp.	Opponent	Result	Scores
Sept. 9	2000	-/-	vs. UTEP @	W, 3-2	15-11, 10-15, 13-15, 15-12, 15-13

<b>Texas Tech</b>						<b>3-1</b>
Home Record						0-1
Away Record						0-0
Neutral Record						3-0





# ALL-TIME RECORDS VS. OPPONENTS

Date	Season	FSU / Opp.	Opponent	Result	Scores
Sept. 19	1980	-/-	vs. Texas Tech !	W, 2-1	15-6, 10-15, 15-10
Sept. 19	1981	-/-	vs. Texas Tech !	W, 2-1	8-15, 15-2, 15-8
Oct. 1	1982	20/-	vs. Texas Tech @	W, 3-0	15-7, 15-2, 15-4
Nov. 13	1986	-/-	vs. Texas Tech	L, 0-3	10-15, 12-15, 12-15

Texas Woman's College					
<b>0-1</b>					
Home Record .....					
Away Record .....					
Neutral Record .....					

Date	Season	FSU / Opp.	Opponent	Result	Scores
Dec. 13	1974	-/-	vs. Texas Woman's College ^	L, 0-2	5-15, 6-15

Texas-Arlington					
<b>1-5</b>					
Home Record .....					
Away Record .....					
Neutral Record .....					

Date	Season	FSU / Opp.	Opponent	Result	Scores
1973		-/-	vs. Texas-Arlington %	L, 0-2	7-15, 12-15
Dec. 12	1981	-/-	vs. Texas-Arlington +	W, 2-1	15-11, 18-20, 15-11
Oct. 2	1982	20/-	vs. Texas-Arlington @	L, 2-3	7-15, 15-8, 15-12, 7-15, 11-15
Oct. 25	1985	-/-	vs. Texas-Arlington	L, 0-3	4-15, 14-16, 2-15
Sept. 9	1988	-/-	vs. Texas-Arlington	L, 0-3	4-15, 7-15, 11-15
Sept. 10	1999	-/-	vs. Texas-Arlington @	L, 1-3	15-10, 7-15, 13-15, 16-18

Troy					
<b>5-0</b>					
Home Record .....					
Away Record .....					
Neutral Record .....					

Date	Season	FSU / Opp.	Opponent	Result	Scores
1972		-/-	vs. Troy !	W, 2-0	15-5, 15-10
1973		-/-	vs. Troy !	W, 2-0	15-7, 15-3
Nov. 16	1993	-/-	vs. Troy	W, 3-0	15-6, 15-5, 15-3
Nov. 17	1996	-/-	vs. Troy	W, 3-0	15-1, 15-9, 15-6
Sept. 18	2004	-/-	vs. Troy #	W, 3-0	30-20, 30-13, 30-18

Tulane					
<b>9-1</b>					
Home Record .....					
Away Record .....					
Neutral Record .....					

Date	Season	FSU / Opp.	Opponent	Result	Scores
1977		-/-	vs. Tulane @	W, 2-0	15-8, 15-13
Sept. 27	1980	-/-	vs. Tulane @	W, 2-0	15-11, 16-14
Sept. 17	1982	-/-	vs. Tulane !	W, 3-0	15-2, 15-10, 15-13
Nov. 21	1982	-/-	vs. Tulane ^	W, 2-0	15-5, 15-12
Oct. 15	1983	-/-	vs. Tulane %	W, 3-0	15-13, 15-5, 15-3
Oct. 5	1984	-/-	at Tulane	W, 3-0	15-9, 15-2, 15-10
Oct. 25	1985	-/-	vs. Tulane ?	W, 3-1	15-6, 13-15, 15-10, 15-9
Oct. 16	1987	-/-	vs. Tulane #	L, 2-3	15-11, 15-12, 11-15, 16-18, 13-15
Oct. 7	1989	-/-	vs. Tulane ?	W, 3-1	15-4, 15-0, 11-15, 15-5
Oct. 1	1990	-/-	vs. Tulane ?	W, 3-0	15-8, 15-7, 15-12

Tulsa					
<b>1-0</b>					
Home Record .....					
Away Record .....					
Neutral Record .....					

Date	Season	FSU / Opp.	Opponent	Result	Scores
Aug. 27	2011	- / 23	vs. Tulsa !	W, 3-1	25-17, 21-25, 25-16, 25-19

Tuskegee					
<b>2-0</b>					
Home Record .....					
Away Record .....					
Neutral Record .....					

Date	Season	FSU / Opp.	Opponent	Result	Scores
------	--------	------------	----------	--------	--------

1973	-/-	vs. Tuskegee !	W, 2-0	15-7, 15-3
1976	-/-	vs. Tuskegee %	W, 2-0	15-1, 15-6

UC-Irvine					
<b>1-2</b>					
Home Record .....					
Away Record .....					
Neutral Record .....					

Date	Season	FSU / Opp.	Opponent	Result	Scores
Sept. 14	1991	-/-	at UC-Irvine !	L, 2-3	18-16, 2-15, 13-15, 15-8, 13-15
Sept. 13	2003	-/-	at UC-Irvine #	L, 2-3	30-28, 27-30, 27-30, 30-24, 7-15
Sept. 3	2011	25/-	vs. UC-Irvine @	W, 3-0	25-20, 25-19, 25-21

UCLA					
<b>0-5</b>					
Home Record .....					
Away Record .....					
Neutral Record .....					

Date	Season	FSU / Opp.	Opponent	Result	Scores
1973		-/-	vs. UCLA %	L, 0-2	9-15, 10-15
Dec. 6	1979	-/-	vs. UCLA +	L, 0-2	9-15, 5-15
Sept. 10	1994	-/2	vs. UCLA !	L, 0-3	4-15, 6-15, 4-15
Sept. 14	1996	-/10	vs. UCLA @	L, 0-3	2-15, 9-15, 13-15
Dec. 15	2011	21/4	vs. UCLA +	L, 0-3	16-25, 17-25, 21-25

UC-Santa Barbara					
<b>0-2</b>					
Home Record .....					
Away Record .....					
Neutral Record .....					

Date	Season	FSU / Opp.	Opponent	Result	Scores
Sept. 18	1998	19/4	at UC-Santa Barbara #	L, 1-3	13-15, 17-19, 10-15
Sept. 15	1999	-/9	vs. UC-Santa Barbara	L, 0-3	3-15, 5-15, 6-15

USC Upstate					
<b>1-0</b>					
Home Record .....					
Away Record .....					
Neutral Record .....					

Date	Season	FSU / Opp.	Opponent	Result	Scores
Oct. 3	1980	-/-	vs. USC Upstate #	W, 2-0	15-2, 15-3

Utah State					
<b>1-1</b>					
Home Record .....					
Away Record .....					
Neutral Record .....					

Date	Season	FSU / Opp.	Opponent	Result	Scores
Dec. 12	1981	-/-	vs. Utah State +	L, 0-3	9-15, 15-13, 10-15
Sept. 12	1998	22/-	vs. Utah State @	W, 3-1	6-15, 15-4, 16-14, 15-12

Valdosta State					
<b>1-0</b>					
Home Record .....					
Away Record .....					
Neutral Record .....					

Date	Season	FSU / Opp.	Opponent	Result	Scores
1977		-/-	vs. Valdosta State %	W, 2-0	15-2, 15-4

Virginia					
<b>36-14</b>					
Home Record .....					
Away Record .....					
Neutral Record .....					
ACC Regular Season Record .....					

Date	Season	FSU / Opp.	Opponent	Result	Scores
Oct. 17	1987	-/-	vs. Virginia #	W, 3-0	15-10, 15-6, 15-12
Oct. 1	1988	-/-	at Virginia	W, 3-0	17-15, 15-11, 15-8
Sept. 26	1991	-/-	vs. Virginia *	W, 3-1	15-13, 6-15, 15-10, 15-6
Nov. 23	1991	-/-	at Virginia \$	L, 1-3	11-15, 9-15, 16-14, 6-15
Nov. 7	1992	-/-	at Virginia *	W, 3-0	15-9, 15-7, 15-3



# ALL-TIME RECORDS VS. OPPONENTS

Nov. 20	1992	-/-	vs. Virginia %	W, 3-0	15-7, 15-3, 15-4
Oct. 15	1993	17/-	at Virginia *	W, 3-0	15-9, 15-5, 15-10
Oct. 29	1993	23/-	vs. Virginia *	W, 3-0	15-6, 15-8, 15-12
Oct. 22	1994	-/-	at Virginia *	W, 3-0	15-6, 15-6, 15-9
Nov. 5	1994	-/-	vs. Virginia *	W, 3-2	15-8, 15-12, 4-15, 14-16, 20-18
Oct. 27	1995	-/-	at Virginia *	W, 3-1	13-15, 15-8, 15-10, 15-13
Nov. 10	1995	-/-	vs. Virginia *	W, 3-0	15-9, 15-11, 15-12
Sept. 22	1996	-/-	at Virginia *	L, 1-3	15-13, 13-15, 9-15, 5-15
Nov. 8	1996	-/-	vs. Virginia *	L, 1-3	15-7, 11-15, 5-15, 10-15
Oct. 10	1997	-/-	at Virginia *	W, 3-1	15-8, 6-15, 15-6, 15-9
Nov. 8	1997	-/-	vs. Virginia *	W, 3-0	15-5, 15-6, 15-6
Nov. 21	1997	-/-	vs. Virginia \$	W, 3-2	15-9, 9-15, 17-15, 13-15, 15-8
Oct. 16	1998	-/-	vs. Virginia *	W, 3-0	15-1, 15-12, 15-5
Nov. 14	1998	-/-	at Virginia *	L, 2-3	7-15, 15-2, 11-15, 1-15, 19-21
Nov. 21	1998	-/-	vs. Virginia \$	W, 3-0	15-10, 15-12, 15-9
Oct. 3	1999	-/-	vs. Virginia *	L, 2-3	15-9, 15-11, 14-16, 12-15, 10-15
Oct. 22	1999	-/-	at Virginia *	L, 0-3	8-15, 13-15, 5-15
Sept. 23	2000	-/-	at Virginia *	L, 1-3	9-15, 16-14, 8-15, 6-15
Oct. 27	2000	-/-	vs. Virginia *	W, 3-2	15-4, 13-15, 16-14, 7-15, 15-13
Sept. 30	2001	-/-	vs. Virginia *	W, 3-0	30-21, 30-26, 30-15
Oct. 19	2001	-/-	at Virginia *	W, 3-1	26-30, 30-20, 30-26, 30-21
Oct. 11	2002	-/-	vs. Virginia *	W, 3-1	30-23, 23-30, 30-16, 30-27
Nov. 3	2002	-/-	at Virginia *	W, 3-0	30-24, 30-13, 30-25
Oct. 10	2003	-/-	at Virginia *	L, 1-3	28-30, 31-29, 25-30, 28-30
Nov. 16	2003	-/-	vs. Virginia *	W, 3-2	30-20, 13-30, 20-30, 30-19, 15-12
Oct. 9	2004	-/-	at Virginia *	L, 1-3	26-30, 22-30, 30-27, 26-30
Nov. 5	2004	-/-	vs. Virginia *	W, 3-2	25-30, 30-27, 23-30, 30-27, 15-12
Oct. 15	2005	-/-	vs. Virginia *	L, 1-3	23-30, 30-23, 24-30, 18-30
Nov. 11	2005	-/-	at Virginia *	L, 2-3	18-30, 30-26, 30-27, 28-30, 9-15
Oct. 14	2006	-/-	at Virginia *	W, 3-0	30-26, 30-27, 32-30
Nov. 10	2006	-/-	vs. Virginia *	L, 2-3	28-30, 22-30, 30-23, 30-24, 14-16
Sept. 20	2007	-/-	at Virginia *	L, 1-3	30-28, 24-30, 27-30, 20-30
Oct. 27	2007	-/-	vs. Virginia *	W, 3-2	30-28, 24-30, 30-24, 24-30, 15-9
Oct. 25	2008	-/-	at Virginia *	W, 3-0	25-22, 25-23, 26-24
Sept. 27	2009	18/-	vs. Virginia *	W, 3-0	25-14, 25-21, 29-27
Oct. 30	2009	17/-	at Virginia *	W, 3-0	25-12, 26-24, 25-19
Sept. 24	2010	13/-	vs. Virginia *	W, 3-0	25-13, 25-19, 25-21
Oct. 31	2010	25/-	at Virginia *	L, 2-3	18-25, 13-25, 25-18, 25-19, 14-16
Sept. 23	2011	23/-	at Virginia *	W, 3-0	25-16, 25-20, 25-21
Oct. 30	2011	19/-	vs. Virginia *	W, 3-0	25-18, 25-20, 25-14
Sept. 22	2012	15/-	at Virginia *	W, 3-1	23-25, 25-14, 25-17, 25-12
Oct. 26	2012	12/-	vs. Virginia *	W, 3-0	25-19, 25-11, 25-16
Nov. 8	2013	18/-	at Virginia *	W, 3-1	25-22, 27-29, 25-21, 25-21
Nov. 7	2014	3/-	vs. Virginia *	W, 3-1	25-17, 25-15, 20-25, 25-22
Nov. 8	2015	17/-	vs. Virginia *	W, 3-0	31-29, 25-15, 25-19

<b>VCU</b>	<b>1-0</b>
Home Record	0-0
Away Record	0-0
Neutral Record	1-0

Date	Season	FSU / Opp.	Opponent	Result	Scores
Sept. 11	2010	17/-	vs. VCU #	W, 3-1	25-18, 26-28, 25-15, 25-18

<b>Virginia Tech</b>	<b>29-4</b>
Home Record	14-0
Away Record	12-4
Neutral Record	3-0
ACC Regular Season Record	16-4

Date	Season	FSU / Opp.	Opponent	Result	Scores
Sept. 26	1980	-/-	vs. Virginia Tech @	W, 2-1	13-15, 15-4, 15-2
Nov. 22	1982	-/-	vs. Virginia Tech ^	W, 2-0	15-11, 15-3
Oct. 1	1983	-/-	at Virginia Tech #	W, 3-1	14-16, 15-4, 15-9, 15-5
Oct. 26	1984	-/-	at Virginia Tech	W, 3-0	15-10, 15-11, 15-10
Nov. 16	1984	-/-	vs. Virginia Tech !	W, 3-0	15-1, 15-6, 15-8
Oct. 5	1985	-/-	vs. Virginia Tech ?	W, 3-0	15-6, 15-13, 15-6
Oct. 5	1986	-/-	at Virginia Tech ?	W, 3-0	15-7, 15-3, 15-11
Nov. 22	1986	-/-	at Virginia Tech ^	W, 3-0	15-7, 16-14, 15-10
Sept. 26	1987	-/-	vs. Virginia Tech ?	W, 3-0	15-5, 15-9, 15-8
Oct. 2	1988	-/-	at Virginia Tech ?	W, 3-0	15-6, 15-6, 15-7

Nov. 4	1989	-/-	vs. Virginia Tech ?	W, 3-0	15-4, 15-9, 15-5
Oct. 5	1990	-/-	vs. Virginia Tech ?	W, 3-0	15-4, 15-4, 15-5
Nov. 16	1990	-/-	vs. Virginia Tech %	W, 3-0	15-11, 15-9, 15-4
Sept. 23	2004	-/-	at Virginia Tech *	L, 2-3	30-23, 30-27, 29-31, 29-31, 9-15
Oct. 22	2004	-/-	vs. Virginia Tech *	W, 3-0	30-17, 30-14, 30-19
Oct. 14	2005	-/-	vs. Virginia Tech *	W, 3-0	30-22, 30-16, 30-25
Nov. 12	2005	-/-	at Virginia Tech *	W, 3-0	30-14, 30-23, 30-23
Oct. 13	2006	-/-	at Virginia Tech *	W, 3-1	30-25, 30-26, 26-30, 31-29
Nov. 12	2006	-/-	vs. Virginia Tech *	W, 3-0	30-13, 30-26, 30-23
Sept. 21	2007	-/-	at Virginia Tech *	L, 0-3	26-30, 24-30, 27-30
Oct. 26	2007	-/-	vs. Virginia Tech *	W, 3-1	30-21, 25-30, 30-28, 30-24
Oct. 24	2008	-/-	at Virginia Tech *	W, 3-0	25-23, 25-22, 25-23
Sept. 25	2009	18/-	vs. Virginia Tech *	W, 3-1	25-23, 23-25, 25-17, 27-25
Oct. 31	2009	17/-	at Virginia Tech *	W, 3-1	25-19, 25-21, 19-25, 25-16
Sept. 26	2010	13/-	vs. Virginia Tech *	W, 3-2	25-23, 25-13, 19-25, 19-25, 15-13
Oct. 29	2010	25/-	at Virginia Tech *	L, 2-3	15-25, 25-27, 25-20, 25-23, 13-15
Sept. 24	2011	23/-	at Virginia Tech *	W, 3-0	25-16, 25-21, 25-11
Oct. 28	2011	19/-	vs. Virginia Tech *	W, 3-0	25-21, 25-23, 25-12
Sept. 21	2012	15/-	at Virginia Tech *	W, 3-2	19-25, 25-19, 22-25, 25-15, 15-11
Oct. 28	2012	12/-	vs. Virginia Tech *	W, 3-0	25-21, 25-20, 25-19
Nov. 9	2013	18/-	at Virginia Tech *	L, 1-3	21-25, 25-20, 21-25, 15-25
Oct. 19	2014	4/-	vs. Virginia Tech *	W, 3-1	25-22, 25-17, 21-25, 25-23
Nov. 1	2015	15/-	at Virginia Tech *	W, 3-0	25-17, 25-21, 25-15

<b>Wake Forest</b>	<b>32-7</b>
Home Record	17-3
Away Record	14-4
Neutral Record	1-0
ACC Regular Season Record	30-7

Date	Season	FSU / Opp.	Opponent	Result	Scores
Oct. 6	1996	-/-	vs. Wake Forest *	W, 3-1	10-15, 15-9, 15-6, 15-9
Nov. 1	1996	-/-	at Wake Forest *	W, 3-0	15-12, 15-8, 15-7
Oct. 19	1997	-/-	vs. Wake Forest *	W, 3-1	11-15, 15-12, 15-6, 15-4
Nov. 15	1997	-/-	at Wake Forest *	W, 3-0	15-3, 15-10, 15-2
Oct. 2	1998	-/-	vs. Wake Forest *	W, 3-2	7-15, 15-12, 3-15, 15-11, 15-7
Oct. 24	1998	-/-	at Wake Forest *	W, 3-0	15-11, 15-10, 15-6
Nov. 20	1998	-/-	vs. Wake Forest \$	W, 3-0	15-6, 15-11, 15-11
Sept. 25	1999	-/-	at Wake Forest *	L, 0-3	5-15, 18-20, 11-15
Oct. 31	1999	-/-	vs. Wake Forest *	L, 0-3	11-15, 10-15, 6-15
Oct. 6	2000	-/-	at Wake Forest *	W, 3-0	15-12, 15-8, 16-14
Nov. 3	2000	-/-	vs. Wake Forest *	W, 3-2	15-8, 1-15, 8-15, 15-7, 18-16
Oct. 14	2001	-/-	vs. Wake Forest *	W, 3-0	31-29, 30-22, 30-25
Nov. 3	2001	-/-	at Wake Forest *	L, 2-3	30-21, 30-26, 28-30, 27-30, 8-15
Nov. 15	2001	-/-	vs. Wake Forest \$	W, 3-0	30-23, 30-26, 30-27
Sept. 27	2002	-/-	vs. Wake Forest *	W, 3-1	30-20, 28-30, 30-23, 30-18
Oct. 20	2002	-/-	at Wake Forest *	W, 3-1	32-34, 30-18, 30-25, 30-26
Oct. 4	2003	-/-	vs. Wake Forest *	L, 1-3	18-30, 30-27, 19-30, 23-30
Oct. 25	2003	-/-	at Wake Forest *	L, 0-3	28-30, 26-30, 21-30
Oct. 2	2004	-/-	vs. Wake Forest *	W, 3-0	30-20, 41-39, 30-26
Oct. 21	2005	-/-	at Wake Forest *	L, 0-3	26-30, 29-31, 24-30
Nov. 25	2005	-/-	vs. Wake Forest *	W, 3-0	30-25, 30-26, 30-28
Oct. 20	2006	-/-	vs. Wake Forest *	W, 3-0	30-21, 30-20, 30-24
Nov. 21	2006	-/-	at Wake Forest *	W, 3-0	30-16, 30-28, 30-18
Sept. 30	2007	-/-	vs. Wake Forest *	W, 3-2	28-30, 30-25, 30-27, 29-31, 15-11
Nov. 2	2007	-/-	at Wake Forest *	W, 3-0	31-29, 30-21, 30-25
Sept. 25	2008	-/-	at Wake Forest *	W, 3-2	23-25, 25-13, 23-25, 25-16, 15-12
Oct. 31	2008	-/-	vs. Wake Forest *	W, 3-0	25-17, 25-20, 25-19
Oct. 9	2009	19/-	at Wake Forest *	W, 3-0	25-20, 25-14, 25-22
Nov. 8	2009	16/-	vs. Wake Forest *	W, 3-2	25-20, 25-20, 23-25, 22-25, 15-9
Oct. 22	2010	24/-	vs. Wake Forest *	L, 0-3	19-25, 18-25, 20-25
Oct. 2	2011	22/-	vs. Wake Forest *	W, 3-2	22-25, 25-21, 25-15, 22-25, 15-9
Nov. 11	2011	17/-	at Wake Forest *	W, 3-2	23-25, 25-20, 23-25, 25-22, 16-14
Sept. 28	2012	14/-	vs. Wake Forest *	W, 3-1	25-17, 25-16, 22-25, 25-19
Nov. 10	2012	13/-	at Wake Forest *	W, 3-1	25-23, 25-21, 19-25, 25-14
Oct. 26	2013	18/-	at Wake Forest *	W, 3-1	24-26, 25-16, 25-20, 25-22
Nov. 22	2013	19/-	vs. Wake Forest *	W, 3-0	25-12, 25-16, 25-20
Oct. 26	2014	4/-	at Wake Forest *	W, 3-1	25-17, 18-25, 25-11, 25-22
Oct. 11	2015	18/-	at Wake Forest *	W, 3-0	25-11, 25-17, 25-18
Nov. 20	2015	20/-	vs. Wake Forest *	W, 3-1	25-12, 25-19, 22-25, 25-16



# ALL-TIME RECORDS VS. OPPONENTS

<b>Washington</b>	<b>0-2</b>
Home Record	0-0
Away Record	0-0
Neutral Record	0-2

Date	Season	FSU / Opp.	Opponent	Result	Scores
Sept. 9	1995	- / 13	vs. Washington @	L, 0-3	1-15, 14-16, 5-15
Sept. 7	2007	- / 8	vs. Washington #	L, 0-3	17-30, 15-30, 25-30

<b>West Georgia</b>	<b>10-8</b>
Home Record	1-1
Away Record	1-0
Neutral Record	8-7

Date	Season	FSU / Opp.	Opponent	Result	Scores
1972	- / -	vs. West Georgia !	L, 0-2	15-11, 15-6	
1973	- / -	vs. West Georgia !	L, 1-2	15-7, 8-15, 15-12	
1973	- / -	vs. West Georgia !	W, 2-0	15-5, 15-12	
1973	- / -	vs. West Georgia !	L, 1-2	15-8, 2-15, 15-8	
1973	- / -	vs. West Georgia \$	L, 1-2	8-15, 15-5, 9-15	
1973	- / -	vs. West Georgia \$	W, 2-0	15-7, 15-10	
1973	- / -	vs. West Georgia \$	W, 2-1	15-10, 8-15, 16-14	
Oct. 12	1974	- / -	vs. West Georgia !	L, 1-2	9-15, 15-9, 12-15
Oct. 12	1974	- / -	vs. West Georgia !	L, 0-2	13-15, 12-15
Nov. 21	1974	- / -	vs. West Georgia %	W, 2-0	15-13, 15-13
Nov. 23	1974	- / -	vs. West Georgia %	L, 0-2	3-15, 9-15
Nov. 23	1974	- / -	vs. West Georgia %	L, 0-2	7-15, 7-15
Oct. 18	1975	- / -	vs. West Georgia #	W, 2-0	15-13, 15-12
Nov. 1	1975	- / -	at West Georgia \$	W, 2-1	11-15, 15-9, 15-4
Nov. 21	1975	- / -	vs. West Georgia ^	W, 2-1	15-10, 5-15, 15-4
Nov. 22	1975	- / -	vs. West Georgia ^	W, 2-0	15-11, 15-8
1976	- / -	vs. West Georgia \$	W, 2-0	15-6, 15-11	
1977	- / -	vs. West Georgia \$	W, 2-0	15-10, 15-10	

<b>West Virginia</b>	<b>1-0</b>
Home Record	1-0
Away Record	0-0
Neutral Record	0-0

Date	Season	FSU / Opp.	Opponent	Result	Scores
Nov. 4	1988	- / -	vs. West Virginia	W, 3-2	15-12, 15-8, 11-15, 14-16, 15-4

<b>Western Carolina</b>	<b>1-0</b>
Home Record	0-0
Away Record	0-0
Neutral Record	1-0

Date	Season	FSU / Opp.	Opponent	Result	Scores
1972	- / -	vs. Western Carolina @	W, 2-0	15-3, 15-10	

<b>Western Kentucky</b>	<b>1-0</b>
Home Record	1-0
Away Record	0-0
Neutral Record	0-0

Date	Season	FSU / Opp.	Opponent	Result	Scores
Sept. 7	2013	15 / 16	vs. Western Kentucky @	W, 3-1	20-25, 25-15, 25-15, 25-23

<b>William &amp; Mary</b>	<b>2-1</b>
Home Record	2-1
Away Record	0-0
Neutral Record	0-0

Date	Season	FSU / Opp.	Opponent	Result	Scores
Oct. 30	1988	- / -	vs. William & Mary	W, 3-2	15-3, 11-15, 15-10, 12-15, 15-10
Nov. 2	1991	- / -	vs. William & Mary	L, 2-3	13-15, 15-13, 15-17, 15-12, 13-15
Nov. 8	1992	- / -	vs. William & Mary	W, 3-1	15-10, 12-15, 15-1, 15-10

<b>Winthrop</b>	<b>5-0</b>
Home Record	1-0
Away Record	0-0

Neutral Record	4-0
----------------	-----

Date	Season	FSU / Opp.	Opponent	Result	Scores
1972	- / -	vs. Winthrop @	W, 2-0	16-14, 15-3	
1973	- / -	vs. Winthrop %	W, 2-0	15-9, 15-10	
Oct. 25	1980	- / -	vs. Winthrop %	W, 2-0	15-6, 15-11
Oct. 25	1980	- / -	vs. Winthrop %	W, 2-0	16-14, 15-12
Sept. 19	2004	- / -	vs. Winthrop	W, 3-1	30-23, 27-30, 30-24, 30-19

<b>Wisconsin</b>	<b>0-1</b>
Home Record	0-0
Away Record	0-0
Neutral Record	0-1

Date	Season	FSU / Opp.	Opponent	Result	Scores
Dec. 13	2013	16 / 13	vs. Wisconsin &	L, 1-3	15-25, 25-23, 22-25, 15-25

<b>Wright State</b>	<b>1-0</b>
Home Record	0-0
Away Record	0-0
Neutral Record	1-0

Date	Season	FSU / Opp.	Opponent	Result	Scores
Sept. 13	2008	- / -	at Wright State #	W, 3-2	24-26, 22-25, 25-17, 25-15, 15-10

<b>Wyoming</b>	<b>0-1</b>
Home Record	0-0
Away Record	0-0
Neutral Record	0-1

Date	Season	FSU / Opp.	Opponent	Result	Scores
Sept. 21	1990	- / -	vs. Wyoming #	L, 2-3	16-14, 11-15, 15-6, 2-15, 13-15

<b>Xavier</b>	<b>2-0</b>
Home Record	1-0
Away Record	0-0
Neutral Record	1-0

Date	Season	FSU / Opp.	Opponent	Result	Scores
Sept. 28	1985	- / -	vs. Xavier @	W, 3-0	15-3, 15-7, 15-10
Sept. 12	2015	19 / -	vs. Xavier #	W, 3-0	25-21, 26-24, 25-15



# SEASON-BY-SEASON RESULTS

<1972>

Head Coach: ..... Linda Warren  
 Overall Record: ..... 14-6  
 Home Record: ..... 3-2  
 Away Record: ..... 1-0  
 Neutral Record: ..... 10-4

Date	FSU / Opp.	Opponent	Result	Scores
- / -		vs. Jacksonville	W 2-1	15-5, 10-15, 15-10
- / -		vs. Troy !	W 2-0	15-5, 15-10
- / -		vs. Rollins !	L 1-2	9-15, 16-14, 15-4
- / -		vs. Miami-Dade CC South !	W 2-1	7-15, 15-11, 15-6
- / -		vs. West Georgia !	L 0-2	15-11, 15-6
- / -		vs. Western Carolina @	W 2-0	15-3, 15-10
- / -		vs. St. John's CC @	W 2-1	15-2, 13-15, 15-6
- / -		vs. Rollins @	W 2-0	15-15, 15-3
- / -		vs. Barry @	W 2-0	15-2, 15-5
- / -		vs. Winthrop @	W 2-0	16-14, 15-3
- / -		vs. Flagler @	W 2-1	5-15, 15-0, 15-10
- / -		vs. Florida Tech #	W 2-0	17-15, 15-6
- / -		vs. Jacksonville #	W 2-1	13-15, 15-8, 15-11
- / -		vs. Flagler #	L 0-2	15-10, 15-12
- / -		vs. Rollins #	L 0-2	15-11, 15-11
- / -		vs. Alabama \$	W 2-1	13-15, 15-3, 15-9
- / -		at Auburn \$	W 2-1	15-8, 12-15, 15-4
- / -		vs. Jacksonville \$	W 2-0	15-1, 15-2
- / -		vs. Mississippi U. for Women \$	L 0-2	15-6, 15-12
- / -		vs. Miami-Dade CC South \$	L 0-2	

*I-Florida State Invitational (Tallahassee, FL)*  
*@-Jacksonville U. Invitational (Jacksonville, FL)*  
*#-State Championship (Lakeland, FL)*  
*\$-Region III Championships (Auburn, AL)*

<1973>

Head Coach: ..... Billie Jones  
 Overall Record: ..... 44-5  
 Home Record: ..... 8-0  
 Away Record: ..... 6-0  
 Neutral Record: ..... 30-5

Date	FSU / Opp.	Opponent	Result	Scores
- / -		vs. Troy !	W 2-0	15-7, 15-3
- / -		vs. West Georgia !	L 1-2	15-7, 8-15, 15-12
- / -		vs. Tuskegee !	W 2-0	15-7, 15-3
- / -		vs. Georgia College !	W 2-0	15-6, 15-8
- / -		vs. Georgia College !	W 2-0	15-11, 15-5
- / -		vs. West Georgia !	W 2-0	15-5, 15-12
- / -		vs. West Georgia !	L 1-2	15-8, 2-15, 15-8
- / -		at Lake City CC	W 2-0	15-6, 15-2
- / -		at Lake City CC	W 2-0	15-4, 15-3
- / -		vs. Georgia College	W 2-0	15-5, 15-5
- / -		vs. South Florida	W 2-0	15-9, 15-9
- / -		vs. UNC Asheville	W 2-0	15-1, 15-6
- / -		vs. Miami Dade CC North	W 2-0	15-10, 15-7
- / -		vs. Auburn	W 2-0	15-7, 12-15, 15-3
- / -		vs. Miami Dade CC North	W 2-0	15-3, 15-9
- / -		at Lake City CC	W 2-0	15-3, 15-0
- / -		at Lake City CC	W 2-0	15-8, 15-9
- / -		vs. Miami @	W 2-0	15-7, 15-3
- / -		vs. Florence State @	W 2-0	15-6, 15-6
- / -		vs. UAB @	W 2-0	15-3, 15-8
- / -		at Jacksonville @	W 2-0	15-3, 15-4
- / -		vs. Florence State @	W 2-0	15-4, 15-6
- / -		vs. South Florida @	W 2-1	15-4, 8-15, 15-4
- / -		vs. Miami-Dade CC South @	W 2-1	11-15, 15-11, 16-14
- / -		at Jacksonville @	W 2-0	15-7, 15-9
- / -		at Jacksonville	W 2-0	15-3, 15-6
- / -		vs. Southwest Texas State #	W 2-1	17-15, 13-15, 15-10
- / -		vs. Tampa #	W 2-0	15-3, 17-15
- / -		vs. Florida Southern #	W 2-0	15-1, 15-0
- / -		vs. Florida International #	W 2-0	15-6, 15-6
- / -		vs. Stetson #	W 2-0	15-3, 15-6
- / -		vs. Flagler #	W 2-1	15-3, 12-15, 15-10
- / -		vs. Stetson #	W 2-0	15-2, 15-2
- / -		vs. Miami-Dade CC South	W 2-0	15-13, 15-1
- / -		vs. Miami-Dade CC South	W 2-0	16-14, 17-15
- / -		vs. Columbus College \$	W 2-0	15-1, 15-8
- / -		vs. Georgia College \$	W 2-1	15-13, 11-15, 15-10

- / -		vs. Florence State \$	W 2-0	15-11, 15-12
- / -		vs. Athens College \$	W 2-0	15-3, 15-10
- / -		vs. Mississippi U. for Women \$	W 2-0	15-2, 16-14
- / -		vs. West Georgia \$	L 1-2	8-15, 15-5, 9-15
- / -		vs. Montevallo \$	W 2-1	15-6, 11-15, 15-12
- / -		vs. West Georgia \$	W 2-0	15-7, 15-10
- / -		vs. West Georgia \$	W 2-1	15-10, 8-15, 16-14
- / -		vs. Southern Connecticut State %	W 2-0	15-7, 14-12
- / -		vs. UCLA %	L 0-2	9-15, 10-15
- / -		vs. Missouri State %	W 2-0	15-10, 15-12
- / -		vs. Texas-Arlington %	L 0-2	7-15, 12-15
- / -		vs. Winthrop %	W 2-0	15-9, 15-10

*I-Columbus, Ga.*  
*@-Jacksonville, FL*  
*#-State Tournament (Lakeland, FL)*  
*\$-Region III Tournament (Carrollton, Ga.)*  
*%-AIAW Championships*

<1974>

Head Coach: ..... Billie Jones  
 Overall Record: ..... 23-12  
 Home Record: ..... 4-1  
 Away Record: ..... 0-0  
 Neutral Record: ..... 19-12

Date	FSU / Opp.	Opponent	Result	Scores
Oct. 11	- / -	vs. Georgia !	W 2-0	15-0, 15-1
Oct. 11	- / -	vs. Athens College !	W 2-0	15-7, 15-1
Oct. 11	- / -	vs. Barry !	W 2-0	15-8, 15-2
Oct. 12	- / -	vs. Auburn !	W 2-0	15-6, 16-14
Oct. 12	- / -	vs. West Georgia !	L 1-2	9-15, 15-9, 12-15
Oct. 12	- / -	vs. West Georgia !	L 0-2	13-15, 12-15
Oct. 25	- / -	vs. Florida Tech @	W 2-0	15-7, 15-12
Oct. 25	- / -	vs. St. Petersburg JC @	W 2-0	15-4, 15-11
Oct. 26	- / -	vs. Auburn @	W 2-1	15-12, 4-15, 15-8
Oct. 26	- / -	vs. Florida International @	W 2-0	15-3, 15-4
Oct. 26	- / -	vs. Miss. Univ. for Women @	L 1-2	15-10, 2-15, 11-15
Nov. 1	- / -	vs. South Florida #	W 2-0	15-5, 15-2
Nov. 1	- / -	vs. Florida International #	W 2-0	15-6, 15-7
Nov. 1	- / -	vs. Miami #	W 2-0	15-8, 15-11
Nov. 2	- / -	vs. Lake City CC #	W 2-0	15-3, 15-8
Nov. 2	- / -	vs. Florida International #	W 2-0	15-8, 15-12
Nov. 2	- / -	vs. Miami Dade-South #	L 1-2	16-14, 15-17, 13-15
Nov. 14	- / -	vs. Jacksonville \$	W 2-0	15-3, 15-6
Nov. 15	- / -	vs. Florida \$	W 2-0	15-10, 15-4
Nov. 15	- / -	vs. Flagler \$	W 2-1	7-15, 15-6, 15-8
Nov. 16	- / -	vs. Florida International \$	W 2-1	15-17, 15-6, 15-12
Nov. 16	- / -	vs. Miami Dade-South \$	L 0-2	7-15, 9-15
Nov. 21	- / -	vs. West Georgia %	W 2-0	15-13, 15-13
Nov. 21	- / -	vs. Mississippi %	W 2-0	15-1, 15-2
Nov. 21	- / -	vs. North Alabama %	L 1-2	5-15, 15-6, 12-15
Nov. 22	- / -	vs. Athens College %	W 2-0	15-6, 15-5
Nov. 22	- / -	vs. Athens College %	W 2-0	15-10, 15-3
Nov. 22	- / -	vs. Auburn %	W 2-0	15-13, 16-14
Nov. 23	- / -	vs. West Georgia %	L 0-2	3-15, 9-15
Nov. 23	- / -	vs. North Alabama %	W 2-0	15-10, 15-8
Nov. 23	- / -	vs. West Georgia %	L 0-2	7-15, 7-15
Dec. 12	- / -	vs. Illinois State ^	L 0-2	9-15, 14-16
Dec. 13	- / -	vs. Brooklyn College ^	L 0-2	12-15, 0-15
Dec. 13	- / -	vs. Texas Woman's College ^	L 0-2	5-15, 6-15
Dec. 14	- / -	vs. Long Beach State ^	L 0-2	7-15, 1-15
Dec. 14	- / -	vs. Oregon ^	L 1-2	15-12, 6-15, 6-15

*I-Columbus College Invitational (Columbus, Ga.)*  
*@-Florida State Invitational (Tallahassee, FL)*  
*#-Jacksonville Invitational (Jacksonville, FL)*  
*\$-State Championship (Miami, FL)*  
*%-Regional Tournament (Florence, Ala.)*  
*^-AIAW Championship (Portland, Ore.)*



# SEASON-BY-SEASON RESULTS

<1975>

Head Coach: ..... Billie Jones  
 Overall Record: ..... 37-5  
 Home Record: ..... 8-0  
 Away Record: ..... 4-1  
 Neutral Record: ..... 25-4

Date	FSU / Opp.	Opponent	Result	Scores
Oct. 3	- / -	vs. Mississippi College !	W 2-0	15-6, 15-5
Oct. 3	- / -	vs. Montevallo !	W 2-0	15-7, 15-10
Oct. 3	- / -	vs. Mississippi !	W 2-0	15-3, 15-1
Oct. 4	- / -	at Miss. Univ. for Women !	W 2-0	15-5, 15-1
Oct. 4	- / -	vs. Northwestern State !	W 2-0	15-8, 15-10
Oct. 4	- / -	vs. Alabama !	W 2-1	7-15, 15-8, 15-12
Oct. 4	- / -	at Miss. Univ. for Women !	L 0-2	15-4, 15-8
Oct. 10	- / -	vs. Georgia State @	W 2-0	15-1, 15-5
Oct. 10	- / -	vs. Auburn @	W 2-0	15-8, 15-4
Oct. 11	- / -	vs. Shorter @	W 2-0	15-4, 15-12
Oct. 11	- / -	vs. Georgia @	W 2-0	15-4, 15-4
Oct. 11	- / -	vs. Alabama @	W 2-1	9-15, 15-6, 15-7
Oct. 17	- / -	vs. Berry College #	W 2-0	15-13, 15-10
Oct. 17	- / -	vs. Florida International #	W 2-1	15-3, 12-15, 15-2
Oct. 17	- / -	vs. Tennessee #	W 2-0	15-9, 15-8
Oct. 18	- / -	vs. Miss. Univ. for Women #	W 2-0	15-6, 15-9
Oct. 18	- / -	vs. West Georgia #	W 2-0	15-13, 15-12
Oct. 18	- / -	vs. Miami Dade-South #	W 2-1	6-15, 16-14, 15-7
Oct. 21	- / -	at Florida	W 2-0	15-4, 15-6
Oct. 21	- / -	at Florida	W 2-1	15-2, 7-15, 15-7
Oct. 31	- / -	vs. Berry College \$	W 2-0	15-12, 15-7
Oct. 31	- / -	vs. Tennessee \$	W 2-0	15-5, 15-10
Oct. 31	- / -	vs. Miss. Univ. for Women \$	W 2-0	15-4, 15-12
Nov. 1	- / -	vs. Berry College \$	W 2-0	15-5, 15-3
Nov. 1	- / -	vs. Florida International \$	W 2-0	17-15, 15-2
Nov. 1	- / -	at West Georgia \$	W 2-1	11-15, 15-9, 15-4
Nov. 4	- / -	vs. Florida	W 2-0	15-9, 15-1
Nov. 4	- / -	vs. Florida	W 2-0	15-6, 15-5
Nov. 13	- / -	vs. Jacksonville %	W 2-0	15-2, 15-6
Nov. 14	- / -	vs. South Florida %	W 2-1	15-1, 12-15, 15-2
Nov. 14	- / -	vs. Florida International %	W 2-0	15-10, 15-13
Nov. 15	- / -	vs. Florida International %	L 0-2	15-5, 15-6
Nov. 15	- / -	vs. Florida International %	L 0-2	15-9, 15-5
Nov. 21	- / -	vs. Montevallo ^	W 2-0	15-4, 15-4
Nov. 21	- / -	vs. Miss. Univ. for Women ^	W 2-0	15-3, 15-7
Nov. 21	- / -	vs. Alabama ^	W 2-0	15-4, 15-4
Nov. 21	- / -	vs. West Georgia ^	W 2-1	15-10, 5-15, 15-4
Nov. 22	- / -	vs. Florida International ^	W 2-0	15-10, 15-6
Nov. 22	- / -	vs. Miss. Univ. for Women ^	L 0-2	15-3, 15-11
Nov. 22	- / -	vs. West Georgia ^	W 2-0	15-11, 15-8
Nov. 22	- / -	vs. Miss. Univ. for Women ^	W 2-1	15-12, 11-15, 15-9
Nov. 22	- / -	vs. Miss. Univ. for Women ^	L 1-2	4-15, 15-9, 17-15

*!-Miss. Univ. for Women Invitational (Columbus, Miss.)*  
*@-Columbus College Invitational (Columbus, Ga.)*  
*#-Florida State Invitational (Tallahassee, FL)*  
*\$-West Georgia Invitational (Carrollton, Ga.)*  
*%-State Tournament (Miami, FL)*  
*^-Regional Tournament*

<1976>

Head Coach: ..... Cecile Reynaud  
 Overall Record: ..... 32-15  
 Home Record: ..... 4-3  
 Away Record: ..... 3-0  
 Neutral Record: ..... 25-12

Date	FSU / Opp.	Opponent	Result	Scores
- / -		vs. LSU !	L 1-2	2-15, 15-7, 14-16
- / -		vs. Montevallo !	W 2-0	15-3, 15-9
- / -		vs. North Alabama !	W 2-0	15-8, 15-12
- / -		at Miss. Univ. for Women "B" !	W 2-0	15-0, 15-3
- / -		vs. Ole Miss !	L 1-2	13-15, 15-8, 9-15
- / -		vs. Berry College !	W 2-1	15-11, 6-15, 19-17
- / -		vs. Eastern Kentucky @	W 2-1	10-15, 15-5, 15-12
- / -		at UNCG @	W 2-1	15-9, 14-16, 15-6
- / -		vs. George Washington @	L 1-2	11-15, 15-7, 10-15
- / -		vs. Miami-Dade CC South @	L 0-2	3-15, 7-15
- / -		vs. Maryland @	W 2-1	15-3, 1-15, 15-13
- / -		vs. Illinois-Chicago Circle @	L 0-2	5-15, 3-15
- / -		vs. Auburn #	W 2-0	15-13, 15-9

- / -		vs. Miss. Univ. for Women #	W 2-0	17-15, 15-13
- / -		vs. North Carolina #	L 1-2	11-15, 15-10, 15-13
- / -		vs. Flagler #	W 2-0	15-4, 15-9
- / -		vs. Florida Tech #	W 2-0	15-9, 15-9
- / -		vs. Alabama #	L 0-2	10-15, 11-15
- / -		vs. Miss. Univ. for Women #	L 1-2	15-7, 8-15, 13-15
- / -		vs. Auburn \$	W 2-1	10-15, 15-6, 15-4
- / -		vs. West Georgia \$	W 2-0	15-6, 15-11
- / -		vs. Chattanooga \$	W 2-0	15-11, 15-2
- / -		vs. Berry College \$	L 1-2	15-1, 6-15, 6-15
- / -		vs. South Carolina \$	W 2-1	15-7, 13-15, 15-11
- / -		vs. Mississippi State \$	W 2-0	15-7, 15-10
- / -		vs. Berry College \$	W 2-0	18-16, 15-4
- / -		vs. Tuskegee %	W 2-0	15-1, 15-6
- / -		vs. Tennessee %	W 2-1	6-15, 15-6, 16-14
- / -		vs. Florida International %	L 0-2	11-15, 12-15
- / -		vs. Tennessee %	W 2-0	15-5, 15-8
- / -		vs. Miss. Univ. for Women %	L 0-2	16-18, 11-15
- / -		vs. South Florida %	W 2-0	15-8, 15-5
- / -		vs. Tennessee %	W 2-0	15-6, 15-4
- / -		vs. Florida International %	W 2-0	15-8, 15-13
- / -		vs. Miss. Univ. for Women %	L 0-2	14-16, 7-15
- / -		vs. Lake City CC ^	W 2-0	15-8, 15-8
- / -		vs. Florida Tech ^	W 2-0	15-4, 15-12
- / -		vs. Miami-Dade CC North ^	W 22-1	15-12, 6-15, 15-2
- / -		vs. South Florida ^	W 2-0	15-5, 15-5
- / -		vs. Jacksonville ^	W 2-0	15-3, 15-12
- / -		at Flagler ^	W 2-0	15-8, 15-12
- / -		vs. Miami-Dade CC South ^	L 0-2	15-17, 7-15
- / -		vs. Florida &	W 2-0	15-0, 15-7
- / -		vs. Florida International &	L 0-2	7-15, 9-15
- / -		vs. Florida &	W 2-1	15-3, 9-15, 15-1
- / -		vs. Florida International &	W 2-1	13-15, 15-3, 15-13
- / -		vs. Florida International &	L 0-2	6-15, 8-15

*!-Miss. Univ. for Women Invitational (Columbus, Miss.)*  
*@-UNC Greensboro Invitational (Greensboro, NC)*  
*#-Florida State Invitational (Tallahassee, FL)*  
*\$-Georgia Invitational (Athens, Ga.)*  
*%-West Georgia Invitational*  
*^-Flagler College Invitational*  
*&-State Tournament*

<1977>

Head Coach: ..... Cecile Reynaud  
 Overall Record: ..... 25-13  
 Home Record: ..... 2-1  
 Away Record: ..... 0-4  
 Neutral Record: ..... 23-8

Date	FSU / Opp.	Opponent	Result	Scores
- / -		vs. Nicholls State !	W 2-1	16-14, 10-15, 15-9
- / -		vs. Ole Miss !	W 2-1	7-15, 17-15, 15-8
- / -		vs. Columbus College !	W 2-0	15-2, 15-10
- / -		vs. Alabama	L 0-2	10-15, 3-15
- / -		at Miss. Univ. for Women !	L 1-2	15-6, 10-15, 11-15
- / -		vs. LSU !	L 0-2	1-15, 11-15
- / -		vs. South Alabama @	W 2-0	15-8, 15-5
- / -		vs. Tulane @	W 2-0	15-8, 15-13
- / -		vs. Southwestern Louisiana @	W 2-0	15-8, 15-6
- / -		vs. Northwestern State @	W 2-1	15-1, 9-15, 15-3
- / -		vs. Florida International @	L 1-2	8-15, 15-13, 10-15
- / -		vs. Nicholls State @	W 2-0	15-5, 15-3
- / -		vs. Georgia #	W 2-0	16-14, 15-10
- / -		vs. Florida International #	L 0-2	6-15, 4-15
- / -		vs. Chattanooga #	W 2-0	15-10, 15-3
- / -		vs. South Carolina #	L 1-2	11-15, 15-11, 12-15
- / -		vs. Miami-Dade CC South #	L 0-2	10-15, 2-15
- / -		vs. South Carolina \$	L 1-2	9-15, 15-7, 8-15
- / -		vs. West Georgia \$	W 2-0	15-10, 15-0
- / -		vs. Chattanooga \$	W 2-0	15-13, 15-11
- / -		vs. Georgia State \$	W 2-0	15-4, 15-7
- / -		vs. Mississippi State \$	W 2-1	15-8, 15-17, 15-4
- / -		vs. College of Charleston \$	L 1-2	12-15, 15-7, 7-15
- / -		vs. Valdosta State %	W 2-0	15-2, 15-4
- / -		vs. Milligan College %	W 2-0	15-3, 15-7
- / -		vs. Georgia %	W 2-1	9-15, 15-2, 15-7
- / -		vs. Appalachian State %	W 2-0	15-11, 15-2
- / -		vs. East Tennessee State %	W 2-0	15-9, 15-1



# SEASON-BY-SEASON RESULTS

- / -	vs. South Carolina %	L 0-2	15-17, 9-15
- / -	vs. Florida ^	W 2-1	10-15, 15-13, 15-7
- / -	vs. South Florida ^	W 2-1	15-11, 10-15, 15-13
- / -	vs. South Florida ^	W 2-1	2-15, 15-11, 17-15
- / -	vs. Mississippi State &	W 2-0	15-1, 15-10
- / -	vs. Florida &	W 2-1	11-15, 15-10, 15-13
- / -	vs. Alabama &	L 0-2	9-15, 10-15
- / -	vs. South Florida &	W 3-1	15-12, 15-0, 11-15, 16-14
- / -	vs. Alabama &	L 1-3	3-15, 14-16, 15-11, 9-15
- / -	at Miss. Univ. for Women &	L 2-3	10-15, 13-15, 15-5, 15-7, 17-19

*!-Mississippi University of Women (Columbus, Miss.)*  
*@-New Orleans Invitational (New Orleans, LA)*  
*#-Florida State Invitational (Tallahassee, FL)*  
*\$-Georgia Invitational (Athens, Ga.)*  
*%-West Georgia Invitational*  
*^-State Tournament*  
*&-Regional Tournament*

## <1978>

Head Coach: ..... Cecile Reynaud  
 Overall Record: ..... 27-14  
 Home Record: ..... 4-2  
 Away Record: ..... 3-1  
 Neutral Record: ..... 21-11

Date	FSU / Opp.	Opponent	Result	Scores
- / -		vs. Arkansas State !	L 1-2	15-5, 17-19, 15-17
- / -		vs. Columbus College !	W 2-0	15-1, 15-0
- / -		vs. Memphis !	W 2-0	15-11, 15-3
- / -		at Miss. Univ. for Women !	W 2-0	15-2, 15-11
- / -		vs. New Orleans !	W 2-0	15-3, 15-13
- / -		vs. Ole Miss !	L 2-3	10-15, 15-8, 3-15, 15-5, 11-15
- / -		vs. Florida Southern @	W 2-0	16-14, 15-10
- / -		vs. South Florida @	W 2-0	15-10, 15-7
- / -		at Miami-Dade CC South @	W 2-0	11-15, 16-14, 17-15
- / -		vs. South Florida	W 2-1	12-15, 15-9, 15-9
- / -		at Miami-Dade CC South @	W 2-1	7-15, 15-6, 15-12
- / -		vs. Florida Tech @	L 0-2	14-16, 5-15
- / -		vs. Florida International @	W 2-0	15-6, 16-14
- / -		vs. Florida Tech @	L 0-2	9-15, 7-15
- / -		vs. New Orleans #	W 2-0	15-3, 15-5
- / -		vs. Florida Southern #	W 2-0	16-14, 15-6
- / -		vs. South Carolina #	W 2-0	16-14, 15-13
- / -		vs. Tennessee #	L 0-2	12-15, 8-15
- / -		vs. Miami #	W 2-0	15-3, 15-4
- / -		vs. South Carolina #	L 1-2	15-7, 8-15, 10-15
- / -		vs. Illinois State \$	W 2-0	15-12, 15-12
- / -		vs. Texas A&M \$	W 2-0	15-10, 16-14
- / -		vs. Cincinnati \$	W 2-0	15-11, 15-11
- / -		vs. Nebraska \$	L 1-2	12-15, 15-10, 12-15
- / -		vs. North Texas State \$	L 0-2	5-15, 10-15
- / -		at Alabama %	L 0-3	7-15, 10-15, 11-15
- / -		vs. Ole Miss %	W 3-1	5-15, 15-12, 15-8, 15-11
- / -		vs. Cincinnati %	W 3-0	15-12, 15-11, 15-12
- / -		vs. Miss. Univ. for Women %	W 3-2	15-6, 11-15, 8-15, 15-10, 15-5
- / -		vs. South Florida ^	W 3-0	15-5, 7-15, 15-9
- / -		vs. Miami ^	W 2-0	15-4, 15-9
- / -		vs. Florida ^	W 3-0	15-5, 13-15, 15-7
- / -		vs. Georgia State &	W 2-0	15-4, 15-4
- / -		vs. Mississippi State &	W 2-0	15-9, 15-2
- / -		vs. Alabama &	W 2-0	15-3, 15-2
- / -		vs. Alabama &	W 3-0	15-13, 15-13, 15-4
- / -		vs. Mississippi &	W 3-2	15-12, 10-15, 15-11, 13-15, 15-2
- / -		vs. Missouri State +	L 1-2	15-12, 11-15, 6-15
- / -		vs. Arizona +	L 1-2	11-15, 16-14, 1-15
- / -		vs. Texas A&M +	L 0-2	9-15, 8-15
- / -		vs. Pepperdine +	L 1-2	5-15, 15-12, 3-15
- / -		vs. California +	L 1-2	2-15, 15-12, 7-15

*!-Mississippi University of Women Invitational (Columbus, Miss.)*  
*@-Miami-Dade Invitational*  
*#-Florida State Invitational (Tallahassee, FL)*  
*\$-Missouri State Invitational (Springfield, MO)*  
*%-Alabama Invitational (Tuscaloosa, AL)*  
*^-State Tournament*  
*&-Regional Tournament (hosted by Florida Southern)*  
*+ -AIAW National Tournament (hosted by Alabama)(Tuscaloosa, AL)*

## <1979>

Head Coach: ..... Cecile Reynaud  
 Overall Record: ..... 31-19  
 Home Record: ..... 12-2  
 Away Record: ..... 1-3  
 Neutral Record: ..... 18-14

Date	FSU / Opp.	Opponent	Result	Scores
Sept. 21	- / -	vs. South Carolina !	W 2-1	15-10, 3-15, 15-8
Sept. 21	- / -	vs. Miss. Univ. for Women !	W 2-0	15-12, 15-7
Sept. 21	- / -	vs. UCF !	L 1-2	2-15, 15-7, 8-15
Sept. 22	- / -	vs. Miami !	W 2-0	15-10, 16-14
Sept. 22	- / -	at Alabama !	L 0-2	9-15, 11-15
Sept. 22	- / -	vs. Oklahoma !	W 2-1	15-7, 7-15, 16-14
Sept. 28	- / -	vs. Arkansas @	W 2-0	15-10, 15-6
Sept. 28	- / -	vs. Southeastern Louisiana @	W 2-0	15-4, 15-5
Sept. 28	- / -	vs. Nicholls State @	W 2-0	15-6, 20-18
Sept. 29	- / -	at Miss. Univ. for Women @	W 2-0	15-8, 15-12
Sept. 29	- / -	vs. Memphis @	W 3-1	15-8, 13-15, 15-12, 15-8
Sept. 29	- / -	vs. Alabama @	W 3-0	15-7, 15-6, 15-10
Oct. 5	- / -	vs. Oklahoma #	L 0-2	9-15, 12-15
Oct. 5	- / -	vs. Alabama #	L 1-2	11-15, 15-8, 5-15
Oct. 5	- / -	vs. Miami-Dade CC #	L 0-2	8-15, 11-15
Oct. 5	- / -	vs. LSU #	W 2-1	15-6, 13-15, 15-13
Oct. 6	- / -	vs. Auburn #	W 2-0	15-5, 15-7
Oct. 6	- / -	at UCF #	L 0-2	7-15, 6-15
Oct. 6	- / -	vs. Miami #	L 1-2	9-15, 15-10, 14-16
Oct. 9	- / -	vs. North Florida JC	W 3-1	15-2, 15-5, 14-16, 15-12
Oct. 10	- / -	vs. Lake City CC	W 3-0	15-8, 15-5, 15-11
Oct. 12	- / -	vs. South Florida \$	W 2-0	15-8, 15-7
Oct. 12	- / -	vs. Auburn \$	W 2-0	15-6, 15-10
Oct. 12	- / -	vs. North Carolina \$	W 2-1	15-10, 10-15, 15-12
Oct. 12	- / -	vs. Florida Southern \$	W 2-0	15-8, 15-6
Oct. 13	- / -	vs. Miami \$	L 1-2	12-15, 15-7, 12-15
Oct. 13	- / -	vs. North Carolina \$	W 2-1	15-11, 15-12
Oct. 17	- / -	vs. South Alabama	W 2-0	15-5, 16-14
Oct. 17	- / -	vs. Gulf Coast CC	W 2-0	15-1, 15-5
Oct. 19	- / -	at Missouri State %	L 0-2	2-15, 3-15
Oct. 19	- / -	vs. Houston %	L 0-2	5-15, 13-15
Oct. 19	- / -	vs. Iowa State %	W 2-0	15-1, 15-6
Oct. 20	- / -	vs. Minnesota %	L 1-2	15-9, 12-15, 7-15
Oct. 20	- / -	vs. Cincinnati %	L 0-2	11-15, 9-15
Oct. 23	- / -	vs. Gulf Coast CC	W 2-0	15-2, 15-2
Oct. 23	- / -	vs. North Florida JC	W 3-0	15-8, 15-2, 15-1
Nov. 6	- / -	vs. Lake City CC	W 3-0	15-11, 15-0, 18-16
Nov. 10	- / -	vs. Miami ^	L 0-3	10-15, 14-16, 7-15
Nov. 15	- / -	vs. Georgia &	W 2-1	6-15, 15-7, 15-6
Nov. 15	- / -	vs. Alabama &	L 0-2	13-15, 15-13, 12-15
Nov. 16	- / -	vs. Mississippi State &	W 2-0	15-6, 15-11
Nov. 16	- / -	vs. Alabama &	W 2-0	15-13, 15-6
Nov. 17	- / -	vs. Miami &	L 0-2	9-15, 18-16, 8-15
Nov. 17	- / -	vs. Alabama &	W 2-1	14-16, 15-11, 15-10
Nov. 17	- / -	vs. Miami &	W 2-1	15-9, 4-15, 15-9
Nov. 17	- / -	vs. Miami &	W 2-1	8-15, 15-6, 15-12
Dec. 6	- / -	vs. Brigham Young +	L 1-2	16-14, 7-15, 7-15
Dec. 6	- / -	vs. Houston +	L 0-2	9-15, 8-15
Dec. 6	- / -	vs. UCLA +	L 0-2	9-15, 5-15
Dec. 6	- / -	vs. Purdue +	L 0-2	14-16, 14-16

*!-Alabama Invitational (Tuscaloosa, AL)*  
*@-Mississippi University for Women Tournament (Columbus, Miss.)*  
*#-Central Florida Invitational (Orlando, FL)*  
*\$-Florida State Invitational (Tallahassee, FL)*  
*%-Missouri State Invitational (Springfield, MO)*  
*^-State Tournament*  
*&-Regional Tournament*  
*+ -AIAW National Tournament*

## <1980>

Head Coach: ..... Cecile Reynaud  
 Overall Record: ..... 43-14-1  
 Home Record: ..... 9-0  
 Away Record: ..... 6-3  
 Neutral Record: ..... 28-11-1

Date	FSU / Opp.	Opponent	Result	Scores
Sept. 17	- / -	at Tennessee	L 1-3	15-4, 7-15, 10-15, 8-15
Sept. 19	- / -	vs. UCF !	L 0-2	8-15, 8-15
Sept. 19	- / -	vs. Texas Tech !	W 2-1	15-6, 10-15, 15-10



# SEASON-BY-SEASON RESULTS

Sept. 20	-/-	vs. UAB !	W 2-0	15-9, 15-4
Sept. 20	-/-	vs. Memphis !	L 0-2	13-15, 8-15
Sept. 26	-/-	vs. Louisville @	W 2-0	15-7, 15-9
Sept. 26	-/-	vs. Virginia Tech @	W 2-1	13-15, 15-4, 15-2
Sept. 26	-/-	at Memphis @	W 2-0	15-8, 15-9
Sept. 26	-/-	vs. Saint Louis @	L 1-2	17-15, 12-15, 11-15
Sept. 27	-/-	vs. Tulane @	W 2-0	15-11, 16-14
Sept. 27	-/-	vs. Cincinnati @	W 2-0	15-6, 16-14
Sept. 27	-/-	at Memphis @	W 2-1	10-15, 15-10, 15-10
Sept. 27	-/-	vs. Saint Louis @	L 1-2	12-15, 15-7, 6-15
Oct. 1	-/-	vs. Flagler	W 2-0	15-1, 15-2
Oct. 1	-/-	vs. Jacksonville	W 2-0	15-4, 15-9
Oct. 1	-/-	vs. Florida JC	W 2-0	15-1, 15-1
Oct. 3	-/-	vs. Florida International #	L 0-2	10-15, 9-15
Oct. 3	-/-	vs. Miami #	W 2-0	15-10, 15-7
Oct. 3	-/-	at UCF #	W 2-0	15-11, 15-10
Oct. 3	-/-	vs. USC Upstate #	W 2-0	15-2, 15-3
Oct. 4	-/-	vs. LSU #	W 2-0	15-7, 15-4
Oct. 4	-/-	vs. Miami #	L 0-2	10-15, 13-15
Oct. 4	-/-	vs. LSU #	W 2-0	15-13, 15-5
Oct. 4	-/-	vs. Alabama #	L 0-2	10-15, 7-15
Oct. 7	-/-	vs. South Alabama	W 2-0	15-5, 15-1
Oct. 7	-/-	vs. Lake City CC	W 2-0	15-7, 15-6
Oct. 10	-/-	at Miss. Univ. for Women \$	W 2-0	15-10, 15-9
Oct. 10	-/-	vs. South Florida \$	W 2-0	15-0, 15-2
Oct. 10	-/-	vs. Oklahoma State \$	W 2-0	15-6, 15-7
Oct. 11	-/-	vs. Jacksonville \$	W 2-0	15-0, 15-5
Oct. 11	-/-	vs. Miami \$	W 2-0	15-13, 17-15
Oct. 11	-/-	vs. Tennessee \$	L 1-2	15-8, 3-15, 11-15
Oct. 16	-/-	at South Alabama	W 3-0	15-12, 15-12, 15-9
Oct. 24	-/-	vs. Lake City CC %	W 2-0	15-5, 15-9
Oct. 24	-/-	vs. UCF %	W 2-0	16-14, 15-11
Oct. 24	-/-	vs. Miami %	T 1-1	15-6, 10-15
Oct. 24	-/-	vs. Montevallo %	W 2-0	15-0, 15-4
Oct. 25	-/-	vs. Winthrop %	W 2-0	15-6, 15-11
Oct. 25	-/-	vs. Winthrop %	W 2-0	16-14, 15-12
Oct. 25	-/-	vs. UCF %	W 2-0	15-0, 15-5
Oct. 25	-/-	vs. Miami %	W 2-1	17-15, 10-15, 15-7
Oct. 31	-/-	vs. Florida Southern ^	W 2-0	15-8, 16-14
Oct. 31	-/-	vs. Florida International ^	W 2-1	9-15, 16-14, 15-3
Oct. 31	-/-	vs. UCF ^	W 2-0	15-1, 15-3
Nov. 1	-/-	at Miami ^	L 1-2	10-15, 15-13, 9-15
Nov. 1	-/-	vs. Miami-Dade CC South ^	W 2-0	15-10, 15-12
Nov. 1	-/-	at Miami ^	L 0-2	6-15, 8-15
Nov. 4	-/-	vs. Jacksonville	W 3-0	15-6, 15-4, 15-5
Nov. 5	-/-	at Lake City CC	W 3-0	15-5, 15-11, 15-11
Nov. 11	-/-	vs. Florida JC	W 2-0	15-8, 15-1
Nov. 11	-/-	vs. Florida A&M	W 2-0	15-1, 16-14
Nov. 15	-/-	vs. Miami &	W 3-1	15-10, 9-15, 15-8, 16-14
Nov. 20	-/-	vs. South Alabama +	W 2-0	15-5, 15-5
Nov. 20	-/-	vs. Auburn +	W 2-0	15-1, 15-2
Nov. 21	-/-	vs. Ole Miss +	L 0-2	15-1, 9-15, 14-16
Nov. 21	-/-	vs. Ole Miss +	W 2-0	15-8, 15-6
Nov. 22	-/-	vs. Alabama +	L 1-2	14-16, 15-11, 11-15
Nov. 22	-/-	vs. Miami +	L 0-2	13-15, 4-15

!-Alabama Invitational (Tuscaloosa, AL)  
 @-Metro Conference Tournament (Memphis, TN)  
 #-UCF Invite (Orlando, FL)  
 \$-Florida State Invite (Tallahassee, FL)  
 %-Jacksonville Invitational (Jacksonville, FL)  
 ^-Miami Invitational (Miami, FL)  
 &-State Tournament (Lakeland, FL)  
 +-AIAW Regionals (Orlando, FL)

<1981>

Head Coach: ..... Cecile Reynaud  
 Overall Record: ..... 43-8  
 Home Record: ..... 20-4  
 Away Record: ..... 3-2  
 Neutral Record: ..... 20-2

Date	FSU / Opp.	Opponent	Result	Scores
Sept. 14	-/-	vs. UCF	W 2-0	17-15, 15-13
Sept. 14	-/-	vs. Ohio State	L 0-2	12-15, 9-15
Sept. 18	-/-	vs. Georgia !	W 2-1	14-16, 15-8, 15-11
Sept. 18	-/-	vs. Baylor !	W 2-0	15-4, 15-1
Sept. 18	-/-	vs. Minnesota !	W 2-1	15-12, 7-15, 15-11
Sept. 18	-/-	at Alabama !	W 2-0	15-7, 15-9

Sept. 19	-/-	vs. Miami !	W 2-0	15-10, 15-2
Sept. 19	-/-	vs. Texas Tech !	W 2-1	8-15, 15-2, 15-8
Sept. 19	-/-	vs. Minnesota !	W 2-0	15-8, 15-12
Sept. 25	-/-	vs. Georgia	W 2-1	16-14, 15-9, 15-3
Oct. 2	-/-	at Missouri State @	L 0-2	4-15, 13-15
Oct. 2	-/-	vs. Northwestern @	L 0-2	7-15, 8-15
Oct. 2	-/-	vs. Houston @	W 2-0	15-5, 15-11
Oct. 3	-/-	vs. Minnesota @	L 0-2	12-15, 7-15
Oct. 3	-/-	vs. Purdue @	W 2-0	15-7, 16-14
Oct. 9	-/-	vs. Jacksonville #	W 2-0	15-1, 15-5
Oct. 9	-/-	vs. South Carolina #	W 2-0	15-8, 15-4
Oct. 9	-/-	vs. UAB #	W 2-0	15-8, 15-5
Oct. 9	-/-	vs. Alabama #	W 2-0	15-7, 15-4
Oct. 10	-/-	vs. North Carolina #	W 2-0	15-2, 15-11
Oct. 10	-/-	vs. Alabama #	W 2-0	15-10, 15-10
Oct. 10	-/-	vs. Clemson #	W 2-0	15-10, 15-5
Oct. 13	-/-	vs. UCF #	W 3-0	15-5, 15-2, 15-4
Oct. 23	-/-	vs. Middle Tennessee State \$	W 3-0	15-7, 15-3, 15-8
Oct. 23	-/-	vs. Rollins \$	W 3-0	15-9, 15-0, 15-4
Oct. 23	-/-	vs. East Tennessee State \$	W 3-0	15-2, 15-6, 15-11
Oct. 24	-/-	vs. Memphis \$	W 3-0	15-13, 15-3, 15-4
Oct. 24	-/-	vs. Appalachian State \$	W 3-0	15-1, 15-8, 15-8
Oct. 24	-/-	at Tennessee \$	W 3-1	15-9, 15-11, 10-15, 15-12
Oct. 26	-/-	vs. Eastern Kentucky	W 3-1	15-3, 3-15, 15-4, 15-10
Oct. 26	-/-	at Kentucky	W 3-2	15-8, 4-15, 15-13, 12-15, 16-14
Oct. 30	-/-	vs. Nicholls State %	W 2-0	15-3, 15-3
Oct. 30	-/-	vs. Tennessee %	W 2-0	15-10, 15-3
Oct. 30	-/-	vs. Sam Houston State %	W 2-0	15-13, 15-10
Oct. 31	-/-	vs. New Orleans %	W 2-1	6-15, 15-4, 15-7
Oct. 31	-/-	at LSU %	L 1-2	15-8, 9-15, 7-15
Oct. 31	-/-	vs. Sam Houston State %	W 2-0	15-9, 15-9
Nov. 2	-/-	vs. Indian River CC	W 3-0	15-5, 15-9, 16-14
Nov. 4	-/-	vs. Flagler	W 2-0	15-4, 15-10
Nov. 4	-/-	vs. Florida A&M	W 2-0	15-1, 15-2
Nov. 13	-/-	vs. UCF ^	W 2-0	15-7, 15-3, 16-14
Nov. 20	-/-	vs. Ole Miss &	W 2-0	15-3, 15-8
Nov. 20	-/-	vs. Miami &	W 2-0	15-9, 15-12
Nov. 21	-/-	vs. UCF &	W 2-0	15-12, 15-9
Nov. 22	-/-	vs. Georgia &	W 2-0	15-1, 15-5
Dec. 10	-/-	vs. North Carolina +	W 3-0	15-5, 15-10, 15-1
Dec. 10	-/-	vs. Portland State +	L 1-3	15-7, 9-15, 10-15, 18-20
Dec. 11	-/-	vs. Minnesota +	W 3-0	15-6, 15-13, 15-11
Dec. 11	-/-	vs. Texas +	L 2-2	12-15, 15-3, 5-15, 15-11, 12-15
Dec. 12	-/-	vs. Texas-Arlington +	W 2-1	15-11, 18-20, 15-11
Dec. 12	-/-	vs. Utah State +	L 0-3	9-15, 15-13, 10-15

!-Alabama Invitational (Tuscaloosa, AL)  
 @-Missouri Invitational (Springfield, MO)  
 #-Florida State Invitational (Tallahassee, FL)  
 \$-Tennessee Invitational (Knoxville, TN)  
 %-LSU Invitational (Baton Rouge, LA)  
 ^-FAIAW State Championship (Fort Lauderdale, FL)  
 &-AIAW Region III Tournament (Tallahassee, FL)  
 +-AIAW National Championship (Tallahassee, FL)

<1982>

Head Coach: ..... Cecile Reynaud  
 Overall Record: ..... 26-18  
 Home Record: ..... 13-6  
 Away Record: ..... 4-4  
 Neutral Record: ..... 9-8

Date	FSU / Opp.	Opponent	Result	Scores
Sept. 17	-/-	vs. Tulane !	W 3-0	15-2, 15-10, 15-13
Sept. 17	-/-	at LSU !	W 3-0	15-6, 15-6, 15-8
Sept. 18	-/-	vs. South Alabama !	W 3-0	15-4, 11-15, 15-11, 15-8
Sept. 18	-/-	vs. New Orleans !	W 3-0	15-0, 15-4, 15-0
Sept. 21	20/-	vs. UCF	W 3-0	15-9, 15-3, 15-10
Oct. 1	20/-	vs. Illinois State @	W 3-1	15-13, 15-4, 13-15, 15-8
Oct. 1	20/-	vs. Texas Tech @	W 3-0	15-7, 15-2, 15-4
Oct. 2	20/-	at Missouri State @	W 3-1	15-6, 15-8, 7-15, 15-9
Oct. 2	20/-	vs. Nebraska @	L 2-3	9-15, 2-15, 15-3, 15-12, 7-15
Oct. 2	20/-	vs. Texas-Arlington @	L 2-3	7-15, 15-8, 15-12, 7-15, 11-15
Oct. 6	-/-	vs. Morehead State #	W 3-1	15-9, 15-1, 8-15, 15-10
Oct. 8	-/-	vs. Mississippi State #	W 2-0	15-4, 15-6
Oct. 8	-/-	vs. Illinois #	W 2-0	15-4, 15-6
Oct. 8	-/-	vs. Jacksonville #	W 2-0	15-7, 15-12
Oct. 8	-/-	vs. Eastern Kentucky #	L 0-2	15-17, 12-15
Oct. 9	-/-	vs. South Florida #	W 2-0	15-2, 15-7



# SEASON-BY-SEASON RESULTS

Oct. 9	- / -	vs. North Carolina #	W 2-0	15-9, 15-6
Oct. 9	- / -	vs. Minnesota #	W 2-1	15-11, 8-15, 15-13
Oct. 9	- / -	vs. Eastern Kentucky #	L 1-2	15-2, 10-15, 3-15
Oct. 15	- / -	vs. Rutgers \$	L 0-2	13-15, 8-15
Oct. 15	- / -	at UCF \$	L 2-0	15-10, 15-7
Oct. 16	- / -	vs. Rutgers \$	W 0-2	9-15, 13-15
Oct. 16	- / -	vs. Florida Southern \$	L 1-2	12-15, 15-13, 12-15
Oct. 19	- / -	at Florida A&M	L 2-1	15-4, 15-10, 15-6
Oct. 28	- / 16	at Texas	L 2-3	15-8, 2-15, 15-17, 15-4, 12-15
Oct. 29	- / -	vs. Missouri State %	L 1-3	4-15, 15-7, 14-16, 7-15
Oct. 29	- / 19	at Texas A&M %	L 1-3	5-15, 16-14, 6-15, 9-15
Oct. 30	- / -	vs. LSU %	W 3-1	15-10, 13-15, 15-4, 15-3
Oct. 30	- / -	vs. Kentucky %	L 2-3	8-15, 15-10, 14-16, 15-3, 11-15
Oct. 30	- / -	vs. Missouri State %	L 2-3	15-4, 7-15, 15-5, 5-15, 13-15
Nov. 5	- / -	at Morehead State +	W 2-0	15-10, 15-7
Nov. 5	- / -	vs. Memphis +	W 2-0	15-7, 15-10
Nov. 5	- / -	vs. Eastern Kentucky +	L 0-2	8-15, 10-15
Nov. 6	- / -	vs. Tennessee Tech +	W 2-0	15-0, 15-10
Nov. 6	- / -	at Morehead State +	W 3-2	15-12, 13-15, 10-15, 15-6, 15-8
Nov. 14	- / -	vs. Kentucky	L 2-3	15-4, 8-15, 9-15, 15-12, 4-15
Nov. 21	- / -	vs. Tulane ^	W 2-0	15-5, 15-12
Nov. 21	- / -	vs. Memphis ^	W 2-0	15-7, 15-1
Nov. 21	- / -	vs. Cincinnati ^	L 1-2	15-10, 13-15, 5-15
Nov. 22	- / -	vs. Southern Mississippi ^	W 2-0	15-3, 15-2
Nov. 22	- / -	vs. Virginia Tech ^	W 2-0	15-11, 15-3
Nov. 22	- / -	vs. Louisville ^	L 1-2	13-15, 15-12, 12-15
Nov. 23	- / -	vs. Louisville ^	L 2-3	13-15, 16-14, 15-11, 12-15, 13-15
Nov. 23	- / -	vs. Memphis ^	W 3-0	15-6, 15-5, 15-7

**<1983>**

Head Coach: ..... Cecile Reynaud  
Overall Record: ..... 30-6  
Home Record: ..... 5-1  
Away Record: ..... 4-3  
Neutral Record: ..... 21-2

Date	FSU / Opp.	Opponent	Result	Scores
Sept. 3	- / -	vs. Clemson !	W 3-0	15-7, 15-0, 15-4
Sept. 4	- / -	vs. Rice !	W 3-0	15-13, 15-9, 15-7
Sept. 4	- / -	vs. New Orleans !	W 3-0	15-9, 15-5, 15-4
Sept. 5	- / -	vs. Southern !	W 3-0	15-8, 15-4, 15-2
Sept. 5	- / -	at LSU !	W 3-2	13-15, 15-11, 8-15, 15-11, 15-8
Sept. 16	- / -	at Pittsburgh @	L 1-3	13-15, 5-15, 15-11, 9-15
Sept. 17	- / -	vs. Penn State @	W 3-1	15-12, 15-7, 13-15, 15-6
Sept. 17	- / -	vs. Louisville @	L 1-3	10-15, 13-15, 15-12, 6-15
Sept. 30	- / -	vs. Louisville #	W 3-0	15-1, 15-10, 15-3
Oct. 1	- / -	at Virginia Tech #	W 3-1	14-16, 15-4, 15-9, 15-5
Oct. 1	- / -	vs. Cincinnati #	W 3-1	12-15, 15-11, 15-12, 15-11
Oct. 6	- / -	vs. South Florida #	W 3-0	15-5, 15-9, 15-5
Oct. 7	- / -	vs. Chattanooga \$	W 3-0	15-3, 15-3, 15-9
Oct. 7	- / -	vs. South Carolina \$	W 3-0	15-12, 15-8, 15-4
Oct. 8	- / -	vs. Clemson \$	W 3-0	15-8, 15-7, 15-4
Oct. 8	- / -	vs. South Florida \$	W 3-0	15-6, 15-3, 15-10
Oct. 8	- / -	vs. North Carolina \$	W 3-0	15-7, 15-5, 15-12
Oct. 14	- / -	vs. Memphis %	W 3-1	15-1, 15-8, 8-15, 15-11
Oct. 14	- / -	at Southern Mississippi %	W 3-0	15-2, 15-1, 15-4
Oct. 15	- / -	vs. South Carolina %	W 3-2	13-15, 15-4, 9-15, 15-8, 16-14
Oct. 15	- / -	vs. Tulane %	W 3-0	15-13, 15-5, 15-3
Oct. 18	- / -	vs. Florida A&M %	W 3-0	15-2, 15-6, 15-8
Oct. 18	- / -	vs. Stetson %	W 3-0	15-3, 15-2, 15-7
Oct. 28	- / 10	at Texas ^	L 0-3	6-15, 13-15, 3-15
Oct. 29	- / -	vs. LSU ^	W 3-0	15-6, 15-4, 15-10
Oct. 29	- / 7	vs. San Diego State ^	L 0-3	11-15, 7-15, 11-15
Oct. 30	- / -	at Houston ^	L 1-3	15-11, 8-15, 8-15, 14-16
Nov. 11	- / -	vs. Duke *	W 3-1	15-9, 11-15, 15-8, 15-6
Nov. 11	- / -	vs. Georgia *	W 3-0	15-5, 15-7, 15-12
Nov. 12	- / -	at North Carolina *	W 3-0	15-13, 15-12, 15-10
Nov. 12	- / -	vs. NC State *	W 3-0	15-6, 15-13, 15-7
Nov. 12	- / -	vs. Rhode Island *	W 3-2	15-12, 10-15, 15-3, 12-15, 15-10
Nov. 18	- / -	vs. Southern Mississippi ?	W 3-0	15-0, 15-0, 15-4

Nov. 19	- / -	vs. Cincinnati ?	W 3-1	13-15, 15-12, 15-12, 15-9
Nov. 19	- / -	vs. South Carolina ?	W 3-2	13-15, 15-8, 15-9, 10-15, 15-4
Dec. 5	- / 13	vs. Tennessee +	L 2-3	15-12, 15-12, 1-15, 10-15, 8-15

*!-LSU Invitational (Baton Rouge, LA)*  
*@-Pitt Classic (Pittsburgh, PA)*  
*#-Metro Matches (Blacksburg, VA)*  
*\$-Lady Seminole Invite (Tallahassee, FL)*  
*%-Metro Matches (Hattiesburg, MS)*  
*^-Longhorn Invitational (Austin, TX)*  
*\*-North Carolina Invitational (Chapel Hill, NC)*  
*?-Metro Conference Tournament (Louisville, KY)*  
*+ -NCAA Tournament*

**<1984>**

Head Coach: ..... Cecile Reynaud  
Overall Record: ..... 20-13  
Home Record: ..... 11-9  
Away Record: ..... 8-4  
Neutral Record: ..... 1-0

Date	FSU / Opp.	Opponent	Result	Scores
Sept. 14	- / -	vs. Minnesota	W 3-1	8-15, 15-10, 15-13, 15-9
Sept. 15	- / -	vs. Lamar	W 3-0	15-11, 15-6, 15-11
Sept. 21	- / -	vs. Illinois State	L 0-3	1-15, 6-15, 4-15
Sept. 21	- / -	at Texas A&M	L 1-3	4-15, 1-15, 16-14, 11-15
Sept. 22	- / -	vs. Southern Illinois	L 1-3	13-15, 15-12, 14-16, 15-17
Sept. 22	- / -	vs. LSU	W 3-2	11-15, 12-15, 15-8, 15-13, 15-6
Sept. 23	- / -	at Houston	L 1-3	15-12, 8-15, 7-15, 11-15
Oct. 2	- / -	vs. UCF	W 3-0	15-13, 15-2, 15-4
Oct. 5	- / -	at Tulane	W 3-0	15-9, 15-2, 15-10
Oct. 6	- / -	at New Orleans	W 3-1	8-15, 15-3, 15-10, 15-2
Oct. 7	- / -	at Southern Mississippi	W 3-0	15-8, 15-3, 15-8
Oct. 9	- / -	vs. Florida	W 3-0	15-11, 15-9, 15-11
Oct. 12	- / -	vs. Tennessee	L 0-3	8-15, 7-15, 9-15
Oct. 13	- / -	vs. Memphis	W 3-0	15-2, 16-14, 15-7
Oct. 16	- / -	at Florida A&M	W 3-0	15-1, 15-2, 15-7
Oct. 18	- / -	at Florida	W 3-0	15-10, 15-5, 15-4
Oct. 22	- / -	at South Florida	W 3-0	15-11, 16-14, 15-3
Oct. 26	- / -	at Virginia Tech	W 3-0	15-10, 15-11, 15-10
Oct. 27	- / -	at South Carolina	W 3-2	7-15, 15-6, 15-10, 13-15, 16-14
Oct. 28	- / -	vs. UCF	W 3-0	15-3, 15-9, 15-8
Oct. 28	- / -	vs. NC State	W 3-0	15-5, 15-9, 15-11
Nov. 2	- / -	vs. Louisville	L 0-3	6-15, 8-15, 11-15
Nov. 3	- / -	vs. Cincinnati	W 3-1	15-7, 13-15, 15-5, 15-11
Nov. 3	- / -	vs. Eastern Kentucky	L 0-3	14-16, 7-15, 12-15
Nov. 4	- / -	vs. Hofstra	W 3-2	9-15, 15-11, 15-13, 9-15, 15-12
Nov. 8	- / -	vs. Georgia	L 2-3	10-15, 15-13, 13-15, 15-5, 13-15
Nov. 16	- / -	vs. Virginia Tech !	W 3-0	15-1, 15-6, 15-8
Nov. 17	- / -	at South Carolina !	L 1-3	11-15, 11-15, 11-15
Nov. 20	- / -	vs. Evansville	W 3-0	15-8, 15-4, 15-4
Nov. 22	- / -	at LSU	L 1-3	11-15, 15-12, 9-15, 13-15
Nov. 23	- / 15	vs. Brigham Young	L 0-3	14-16, 0-15, 2-15
Nov. 24	- / 14	vs. Arizona State	L 0-3	10-15, 7-15, 4-15
Nov. 25	- / -	vs. Iowa	L 0-3	3-15, 2-15, 12-15

*!-Metro Conference Tournament (Columbia, SC)*  
*?-Metro Conference match*





# SEASON-BY-SEASON RESULTS

<1985>

Head Coach:	Cecile Reynaud
Overall Record:	24-9
Home Record:	9-7
Away Record:	8-1
Neutral Record:	7-1
Metro Conference Record:	6-1

Date	FS/Opp.	Opponent	Result	Scores	FSU High Kills	FSU High Digs	FSU High Assists
Sept. 9	-/-	vs. Georgia	L 0-3	4-15, 10-15, 6-15	Todd-6	Krai-26	
Sept. 11	-/-	vs. Florida	L 2-3	15-1, 15-4, 6-15, 1-15, 15-17	Morris-21	Krai-34	
Sept. 21	-/-	vs. Florida !	W 3-2	15-8, 12-15, 15-7, 4-15, 17-15	Tobolski-9	Krai-46	
Sept. 21	-/-	vs. UCF !	W 3-0	15-10, 15-5, 15-6	Morris-13	Morris-9	Krai-24
Sept. 22	-/-	at South Florida !	W 3-1	17-15, 8-15, 15-9, 15-3	Morris-16	Todd-12	Krai-45
Sept. 22	-/-	vs. Florida !	W 3-2	4-15, 15-7, 9-15, 15-6, 15-7	Todd-16	Morris-21	Krai-35
Sept. 27	-/-	at Memphis @?	W 3-1	15-5, 15-13, 12-15, 15-2	Kaleta-12	Todd/Morris-9	Krai-28
Sept. 28	-/-	vs. Xavier @	W 3-0	15-3, 15-7, 15-10	Fullhart-9	Tobolski-8	Krai-16
Sept. 28	-/-	vs. Southern Illinois @	W 3-2	15-6, 3-15, 5-15, 15-12, 15-13	Morris-18	Morris-18	Krai-48
Oct. 1	-/-	vs. Florida A&M	W 3-0	15-4, 15-2, 15-11	Todd-8	Britt-8	Britt-22
Oct. 2	-/-	vs. South Florida	W 3-0	15-9, 15-4, 15-2	Todd-9	Morris-9	Krai-26
Oct. 4	-/-	vs. South Carolina ?	L 2-3	9-15, 15-6, 7-15, 15-3, 13-15	Morris-21	Todd-17	Krai-50
Oct. 5	-/-	vs. Virginia Tech ?	W 3-0	15-6, 15-13, 15-6	Morris-14	Morris-9	Krai-27
Oct. 6	-/-	vs. Mississippi	W 3-2	7-15, 15-10, 13-15, 15-1, 15-4	Fullhart-17		
Oct. 9	-/-	vs. South Alabama	W 3-0	15-12, 15-0, 15-7	Morris-9	Fullhart-9	Krai-12
Oct. 11	-/14	vs. Arizona	L 0-3	7-15, 4-15, 7-15	Tobolski-7	Krai/Todd-10	Krai-18
Oct. 12	-/-	at Tennessee	W 3-1	8-15, 15-11, 15-11, 16-14	Tobolski/Todd-12	Morris-24	Krai-31
Oct. 15	-/-	vs. UCF	W 3-0	15-10, 15-9, 15-4	Joan-12	Joan-15	Krai-29
Oct. 18	-/-	vs. Kentucky	L 2-3	14-16, 18-16, 17-15, 13-15, 7-15	Todd-22	Morris-15	Krai-53
Oct. 24	-/-	vs. Southern Mississippi ?	W 3-0	15-6, 15-7, 15-8	Todd-14	Harris-9	Krai-23
Oct. 25	-/-	vs. Tulane ?	W 3-1	15-6, 13-15, 15-10, 15-9	Fullhart/Morris-13	Morris/Todd-11	Krai-32
Oct. 25	-/-	vs. Texas-Arlington	L 0-3	4-15, 14-16, 2-15	Tobolski-8	Harris-13	Krai-19
Nov. 1	-/-	at Louisville ?	W 3-0	16-14, 15-6, 15-5	Todd-14	Morris-9	Krai-36
Nov. 2	-/-	at Cincinnati ?	W 3-0	15-3, 15-9, 15-9	Todd-12	Krai-8	Krai-28
Nov. 4	-/-	at Northwestern	W 3-2	9-15, 16-14, 8-15, 15-9, 15-11			
Nov. 9	-/-	vs. South Alabama	W 3-0	15-12, 15-0, 15-7			
Nov. 9	-/-	vs. LSU	L 2-3	13-15, 16-14, 15-9, 7-15, 8-15	Todd-20	Todd-43	Krai-35
Nov. 15	-/-	at Florida	W 3-0	15-8, 15-8, 15-7	Todd-15	Krai-26	
Nov. 23	-/-	at Southern Mississippi ^	W 3-0	15-13, 15-13, 15-3	Morris/Todd-8	Morris-24	Kari-26
Nov. 24	-/-	vs. South Carolina ^	W 3-1	15-1, 15-3, 13-15, 15-12	Todd-16	Fullhart-11	Krai-38
Nov. 29	-/-	vs. Brigham Young ^	L 0-3	2-15, 6-15, 5-15	Todd-9	Morris-12	Krai-20
Nov. 29	-/-	vs. Georgia ^	W 1-3	9-15, 16-14, 7-15, 11-15	Todd-17	Morris-17	Krai-45
Dec. 7	-/-	at Georgia &	L 0-3	6-15, 1-15, 11-15	Todd-10	Krai-8	Krai-21

I-Red Lobster Florida Four Tournament (Tampa, FL)

@-Memphis Tournament (Memphis, TN)

^-Metro Conference Tournament (Hattiesburg, MS)

&-NCAA Tournament (Athens, Ga.)

?-Metro Conference match

<1986>

Head Coach:	Cecile Reynaud
Overall Record:	25-11
Home Record:	11-3
Away Record:	8-1
Neutral Record:	6-7
Metro Conference Record:	5-0

Date	FS/Opp.	Opponent	Result	Scores	FSU High Kills	FSU High Digs	FSU High Assists
Sept. 5	-/-	vs. Florida !	W 3-2	15-9, 9-15, 15-7, 13-15, 15-10	Todd-20	Morris-27	Gaspadarek-52
Sept. 5	-/-	vs. Michigan State !	W 3-1	15-10, 11-15, 15-13, 15-8	Morris-28	Morris-22	Gaspadarek-52
Sept. 6	-/9	vs. Illinois !	L 0-3	11-15, 10-15, 0-15			
Sept. 6	-/-	at UCF !	W 3-0	15-3, 15-8, 15-2			
Sept. 6	-/-	vs. Michigan State !	L 0-3	13-15, 13-15, 4-15	Morris-9	Gaspadarek-12	Gaspadarek-20
Sept. 8	-/-	vs. Georgia	L 1-3	12-15, 15-13, 5-15, 4-15	Todd-12	Morris-15	Gaspadarek-25
Sept. 19	-/-	vs. South Florida @	W 3-2	8-15, 15-11, 9-15, 15-4, 15-3	Morris-20	Morris-21	Gaspadarek-34
Sept. 19	-/-	vs. Florida @	W 3-1	9-15, 15-1, 15-6, 15-8	Morris-15	Morris-24	Gaspadarek-36
Sept. 20	-/-	vs. UCF @	W 3-0	15-9, 15-8, 15-8	Morris-14	Morris-16	Gaspadarek-34
Sept. 26	-/-	vs. New Mexico #	L 0-3	2-15, 13-15, 13-15	Morris-9	Morris-12	Gaspadarek-30
Sept. 26	-/19	at LSU #	L 0-3	15-8, 15-0, 15-6			
Sept. 27	-/-	vs. Sam Houston State #	L 2-3	15-13, 6-15, 14-16, 15-9, 14-16			
Sept. 27	-/-	vs. Mississippi #	W 3-0	15-13, 15-11, 15-7	Morris-18		
Sept. 28	-/-	at Southern Mississippi #	W 3-0	15-1, 15-2, 15-5	Morris-8	Gaspadarek-13	Gaspadarek-27
Sept. 30	-/-	vs. South Alabama	W 3-0	15-4, 15-5, 15-7	Todd-14	Kaleta-10	Gaspadarek-23



# SEASON-BY-SEASON RESULTS

Oct. 1	-/-	vs. South Florida	W 3-1	13-15, 15-5, 15-12, 15-13	Morris-20	Morris-19	Gaspadarek-38
Oct. 3	-/-	at South Carolina ?	W 3-1	6-15, 15-8, 15-8, 15-8	Todd-22	Todd/Magoulas-13	Gaspadarek-52
Oct. 5	-/-	at Virginia Tech ?	W 3-0	15-7, 15-3, 15-11	Morris-15	Morris-15	Gaspadarek-13
Oct. 7	-/-	at Florida A&M	W 3-0	15-2, 15-6, 15-4	Morris-10	Morris-11	Gaspadarek-30
Oct. 9	-/-	vs. Memphis ?	W 3-2	15-10, 15-8, 13-15, 10-15, 15-4	Morris-28	Gaspadarek/Morris-17	Gaspadarek-59
Oct. 13	-/-	vs. NC State	W 3-0	15-10, 15-3, 15-9	Morris-12	Morris-13	Gaspadarek-31
Oct. 18	-/-	vs. Tennessee	L 2-3	10-15, 15-7, 15-4, 13-15, 10-15	Morris-23	Gaspadarek/Morris-17	Gaspadarek-45
Oct. 22	-/-	vs. Jacksonville	W 3-2	15-12, 15-4, 11-15, 6-15, 15-7	Morris-23	Kaleta/Plattner-17	Gaspadarek-45
Oct. 24	-/-	vs. Purdue \$	L 0-3	8-15, 10-15, 13-15	Todd-23	Morris-16	Gaspadarek-42
Oct. 25	-/-	at Tennessee \$	W 3-1	13-15, 15-9, 16-14, 15-6	Morris-19	Gaspadarek-16	Gaspadarek-31
Oct. 25	-/-	vs. Pittsburgh \$	W 3-2	15-12, 17-15, 11-15, 5-15, 15-13	Morris-23	Morris-17	Gaspadarek-34
Oct. 31	-/-	vs. Cincinnati ?	W 3-0	15-8, 15-8, 15-13	Todd-14	Morris/Todd-11	Gaspadarek-29
Nov. 1	-/-	vs. Louisville ?	W 3-0	15-11, 15-12, 17-15	Todd-14	Plattner-19	Gaspadarek-35
Nov. 2	-/-	vs. North Carolina	W 3-2	9-15, 7-15, 16-14, 15-8, 15-6	Todd-25	Morris-29	Gaspadarek-58
Nov. 13	-/-	vs. Texas Tech	L 0-3	10-15, 12-15, 12-15	Todd-14	Morris-14	Gaspadarek-27
Nov. 14	-/-	vs. Duke %	L 0-3	10-15, 14-16, 12-15	Todd-9	Morris-16	Gaspadarek-23
Nov. 15	-/-	at Florida %	W 3-1	8-15, 15-5, 15-7, 15-9	Todd-24	Plattner-20	Gaspadarek-44
Nov. 22	-/-	at Virginia Tech ^	W 3-0	15-7, 16-14, 15-10	Morris-17	Magoulas-11	Gaspadarek-32
Nov. 23	-/-	vs. South Carolina ^	W 3-1	7-15, 15-13, 15-3, 15-7	Morris-27	Morris-7	Gaspadarek-52
Nov. 28	-/-	vs. California &	W 3-2	15-12, 15-9, 11-15, 4-15, 15-9	Morris-18	Morris-32	Gaspadarek-42
Nov. 29	-/1	vs. Brigham Young &	L 2-3	9-15, 7-15, 15-9, 5-15	Morris-13	Morris/Plattner-13	Gaspadarek-30

*I-UCF Classic (Orlando, FL)*

*@-Florida Four Invitational (Tallahassee, FL)*

*#-LSU Invitational (Baton Rouge, La.)*

*\$-Mikasa Classic (Knoxville, TN)*

*%-Lady Gator Classic (Gainesville, FL)*

*?-Metro Conference match*

*^-Metro Conference Tournament (Blacksburg, Va.)*

*&-Florida Classic (Gainesville, FL)*

<1987>

Head Coach:	.....	Cecile Reynaud
Overall Record:	.....	22-11
Home Record:	.....	10-3
Away Record:	.....	7-5
Neutral Record:	.....	5-3
Metro Conference Record:	.....	6-0

Date	FS/Opp.	Opponent	Result	Scores	FSU High Kills	FSU High Digs	FSU High Assists
Sept. 4	-/-	vs. South Florida !	W 3-0	15-5, 15-7, 15-1	Philgence/Todd-9	Three tied with-7	Gaspadarek-29
Sept. 4	-/20	vs. Minnesota !	L 0-3	12-15, 6-15, 14-16	Philgence-14	Kaleta-11	Gaspadarek-23
Sept. 5	-/-	vs. UAB !	W 3-0	15-5, 15-4, 15-4		Sutcliffe-18	
Sept. 5	-/-	vs. South Florida !	W 3-0	15-2, 16-14, 15-3	Todd-15	Todd-18	Gaspadarek-24
Sept. 6	-/-	vs. Georgia !	W 3-0	16-14, 15-8, 15-11	Todd-17	Philgence-37	Gaspadarek-37
Sept. 11	-/-	vs. Jacksonville @	W 3-0	15-5, 15-3, 15-11	Todd-16	Sutcliffe-21	Gaspadarek-30
Sept. 12	-/-	at Florida @	L 2-3	3-15, 15-8, 15-6, 10-15, 8-15	Todd-24	Todd-42	Gaspadarek-37
Sept. 15	-/-	vs. Florida Tech @	W 3-0	15-4, 15-0, 15-2	Todd-8	Magoulas-8	Gaspadarek-11
Sept. 25	-/-	vs. South Carolina ?	W 3-2	15-9, 15-12, 13-15, 11-15, 15-4	Todd-23	Kaleta-9	Gaspadarek-58
Sept. 26	-/-	vs. Virginia Tech ?	W 3-0	15-5, 15-9, 15-8	Philgence/Todd-12	Sutcliffe-7	Gaspadarek-38
Sept. 29	-/-	vs. Florida A&M	W 3-0	15-2, 15-12, 15-6	Todd-10	Three tied with-5	Gaspadarek-28
Oct. 2	-/-	vs. Florida	W 3-1	15-3, 10-15, 15-9, 15-13	Philgence-17	Gaspadarek/Kelly-5	Gaspadarek-36
Oct. 9	-/-	vs. Southern Mississippi ?	W 3-0	15-7, 15-0, 15-5	Todd-11	Three tied with-1	Gaspadarek-21
Oct. 12	-/-	at Jacksonville	W 3-0	15-12, 15-13, 15-10	Todd-13	Todd-3	Gaspadarek-36
Oct. 16	-/-	vs. Tulane #	L 2-3	15-11, 15-12, 11-15, 16-18, 13-15	Philgence/Todd-16	Sutcliffe-12	Gaspadarek-53
Oct. 17	-/-	at South Florida #	W 3-0	15-6, 15-4, 15-10	Todd-13	Kaleta/Magoulas-5	Gaspadarek-30
Oct. 17	-/-	vs. Virginia #	W 3-0	15-10, 15-6, 15-12	Kaleta-15	Sutcliffe-3	Gaspadarek-43
Oct. 17	-/-	vs. Southwest Texas State #	L 1-3	15-6, 12-15, 7-15, 11-15	Philgence-20	Kaleta-8	Gaspadarek-41
Oct. 23	-/-	at Louisville ?	W 3-0	15-7, 15-12, 15-10	Todd-17	Philgence-8	Gaspadarek-45
Oct. 24	-/-	at Cincinnati ?	W 3-2	15-12, 15-10, 7-15, 7-15, 15-8	Todd-21	Kaleta-13	Gaspadarek-60
Oct. 26	-/-	at Illinois-Chicago	W 3-0	15-10, 15-4, 15-5	Todd-10	Kaleta-11	Gaspadarek-27
Oct. 30	-/-	at Memphis ?	W 3-0	15-7, 15-2, 15-9	Kaleta-9	Kaleta-10	Gaspadarek-26
Nov. 1	-/-	vs. Kentucky	L 0-3	13-15, 7-15, 4-15	Todd-10	Sutcliffe-4	Gaspadarek-18
Nov. 6	-/-	vs. UCF	W 3-0	15-4, 15-13, 15-4	Kaleta-14	Magoulas-5	Gaspadarek-37
Nov. 9	-/-	at Florida	L 2-3	15-8, 12-15, 11-15, 17-15, 9-15	Reece-17	Todd-19	Gaspadarek-64
Nov. 13	-/-	at Duke	W 3-1	15-12, 15-6, 11-15, 15-5	Philgence-16	Sutcliffe-10	Gaspadarek-39
Nov. 14	-/-	at NC State	L 2-3	9-15, 15-11, 12-15, 15-3, 6-15	Philgence-17	Todd-23	Gaspadarek-46
Nov. 15	-/-	at North Carolina	L 1-3	7-15, 6-15, 15-13, 3-15			
Nov. 21	-/-	vs. South Carolina \$	W 3-1	15-9, 15-4, 12-15, 15-8	Todd-15	Gaspadarek-16	Gaspadarek-40
Nov. 22	-/-	vs. Cincinnati \$	W 3-1	15-4, 15-12, 6-15, 15-11	Todd-19	Gaspadarek-15	Gaspadarek-50
Nov. 27	-/-	vs. Houston \$	L 2-3	15-7, 15-3, 11-15, 8-15, 11-15	Philgence-20	Gaspadarek-24	Gaspadarek-40
Nov. 29	-/18	vs. Long Beach State \$	L 2-3	10-15, 17-15, 15-2, 9-15, 11-15	Philgence-25	Gaspadarek-27	Gaspadarek-56
Dec. 5	-/9	at Texas ^	L 0-3	6-15, 11-15, 9-15	Philgence-16	Gaspadarek-13	Gaspadarek-36



# SEASON-BY-SEASON RESULTS

I-Converse Classic (Tallahassee, FL)  
 @-Florida Eight Classic (Gainesville, FL)  
 #-South Florida Volleyball Showcase (Tampa, FL)  
 ?-Metro Conference match  
 \$-Metro Conference Tournament (Memphis, TN)  
 ^-NCAA Tournament (Austin, TX)

<1988>

Head Coach:	Cecile Reynaud
Overall Record:	28-8
Home Record:	10-3
Away Record:	12-4
Neutral Record:	6-1
Metro Conference Record:	5-1

Date	FS/Opp.	Opponent	Result	Scores	FSU High Kills	FSU High Digs	FSU High Assists	
Sept. 2	-/-	vs. UAB	W	3-0	15-2, 15-5, 15-1	Philgence-16	Kaleta-7	Gaspadarek-32
Sept. 3	-/-	vs. Jacksonville	W	3-0	15-10, 15-11, 15-12	Trevino-13	Gaspadarek/Magoulas-8	Gaspadarek-37
Sept. 9	-/-	vs. Texas-Arlington	L	0-3	4-15, 7-15, 11-15	Philgence-7	Magoulas-7	Gaspadarek-18
Sept. 10	-/19	vs. Penn State	L	1-3	15-13, 13-15, 8-15, 5-15	Three tied with-11	Gaspadarek-18	Gaspadarek-41
Sept. 16	-/-	vs. Florida International !	W	3-0	15-0, 15-1, 15-1	Philgence/Reece-7	Trevino-4	Marraffino-20
Sept. 17	-/-	vs. South Florida !	W	3-0	15-13, 15-5, 15-8	Philgence-16	Kaleta-14	Marraffino-22
Sept. 17	-/-	vs. Florida !	L	1-3	16-14, 11-15, 13-15, 4-15	Philgence-15	Philgence-13	Marraffino-39
Sept. 20	-/-	at Florida A&M	W	3-0	15-8, 15-6, 15-7	Philgence-12	Kaleta-7	Marraffino-34
Sept. 23	-/-	at Georgia	W	3-1	15-8, 15-11, 12-15, 15-9	Kaleta/Philgence-18	Philgence-16	Marraffino-47
Sept. 26	-/-	at Florida	L	0-3	10-15, 7-15, 11-15	Philgence-9	Kaleta-10	Marraffino-24
Sept. 30	-/-	at South Carolina ?	L	0-3	10-15, 13-15, 15-17	Philgence-21	Kaleta-23	Marraffino-50
Oct. 1	-/-	at Virginia	W	3-0	17-15, 15-11, 15-8	Kelly-16	Kelly-13	Marraffino-47
Oct. 2	-/-	at Virginia Tech ?	W	3-0	15-6, 15-6, 15-7	Philgence-15	Kelly-9	Marraffino-36
Oct. 7	-/-	at Houston	L	2-3	15-1, 5-15, 15-3, 3-15, 4-15	Philgence-13	Philgence-12	Marraffino-37
Oct. 8	-/-	at Lamar	W	3-1	15-7, 10-15, 15-1, 15-4	Philgence-17	Kaleta-12	Marraffino-42
Oct. 8	-/-	at Rice	W	3-2	12-15, 11-15, 15-6, 15-9, 15-2	Kaleta/Reece-15	Kaleta-10	Marraffino-50
Oct. 14	-/-	vs. Memphis ?	W	3-2	13-15, 15-1, 9-15, 15-5, 15-13	Reece-18	Kaleta-12	Gaspadarek-45
Oct. 15	-/-	vs. UCF	W	3-0	15-8, 15-0, 15-1	Philgence-14	Kelly-9	Gaspadarek-26
Oct. 18	-/-	at Jacksonville	W	3-0	15-4, 15-8, 15-7	Three tied with-8	Gaspadarek-4	Gaspadarek-25
Oct. 22	-/-	at Tampa	W	3-0	15-13, 15-3, 15-8	Kaleta-18	Kelly-12	Gaspadarek-43
Oct. 22	-/-	at South Florida	W	3-2	15-10, 10-15, 14-16, 15-13, 15-12	Philgence-22	kelly-23	Gaspadarek-62
Oct. 24	-/-	vs. Florida	W	3-1	5-15, 15-3, 15-11, 15-10	Kaleta-21	Philgence-13	Gaspadarek-53
Oct. 28	-/-	vs. Cincinnati ?	W	3-2	12-15, 15-13, 13-15, 15-13, 15-4	Philgence-30	Bronson-13	Gaspadarek-60
Oct. 29	-/-	vs. Louisville ?	W	3-0	15-7, 15-6, 15-5	Kaleta-17	Gaspadarek-12	Gaspadarek-40
Oct. 30	-/-	vs. William & Mary	W	3-2	15-3, 11-15, 15-10, 12-15, 15-10	Philgence-22	Kaleta/Kelly-16	Gaspadarek-46
Oct. 30	-/-	vs. South Florida	W	3-2	9-15, 15-5, 15-5, 12-15, 15-7	Philgence-18	Gaspadarek-13	Gaspadarek-58
Nov. 4	-/-	vs. West Virginia	W	3-2	15-12, 15-8, 11-15, 14-16, 15-4	Philgence-20	Philgence-18	Gaspadarek-49
Nov. 5	-/-	at Southern Mississippi ?	W	3-0	15-8, 15-6, 15-3	Reece-8	Trevino-7	Marraffino-13
Nov. 6	-/-	at LSU	L	1-3	10-15, 9-15, 22-20, 10-15	Kaleta-19	Gaspadarek-21	Gaspadarek-50
Nov. 11	-/-	vs. Eastern Kentucky @	W	3-0	15-9, 15-13, 15-4	Kaleta-12	Kaleta-8	Gaspadarek-32
Nov. 12	-/9	at Kentucky @	W	3-1	15-10, 16-14, 13-15, 15-12	Philgence-20	Kelly-13	Gaspadarek-49
Nov. 14	-/-	vs. Southwest Texas State @	W	3-2	10-15, 18-16, 15-9, 13-15, 15-12	Philgence-20	Kelly-14	Gaspadarek-50
Nov. 18	-/-	vs. Southern Mississippi #	W	3-0	15-10, 15-5, 15-6	Philgence-16	Philgence-11	Gaspadarek-34
Nov. 19	-/-	vs. South Carolina #	W	3-0	15-8, 15-13, 15-6	Kaleta-22	Gaspadarek-11	Gaspadarek-56
Nov. 20	-/-	at Cincinnati #	W	3-1	10-15, 15-10, 15-7, 15-9	Philgence-22	Kaleta-20	Gaspadarek-50
Dec. 4	-/-	vs. Colorado State ^	L	1-3	3-15, 5-15, 15-9, 7-15	Philgence-14	Bronson/Gaspadarek-7	Gaspadarek-35

I-Florida Eight Classic (Orlando, FL)  
 @-Kentucky Wildcat Classic (Lexington, KY)  
 #-Metro Conference Tournament (Cincinnati, OH)  
 ^-NCAA Tournament (Tallahassee, FL)

<1989>

Head Coach:	Cecile Reynaud
Overall Record:	30-5
Home Record:	13-1
Away Record:	9-1
Neutral Record:	8-3
Metro Conference Record:	7-0

Date	FS/Opp.	Opponent	Result	Scores	FSU High Kills	FSU High Digs	FSU High Assists	
Sept. 1	-/-	vs. Northern Arizona !	W	3-1	15-17, 15-4, 15-7, 3-15	Philgence-12	Bronson/Philgence-11	Gaspadarek-39
Sept. 2	-/-	at Georgetown !	W	3-0	15-6, 15-9, 15-4	Reece-10	Magoulas-6	Gaspadarek-26
Sept. 2	-/-	vs. Minnesota !	L	1-3	8-15, 17-15, 7-15, 7-15	Philgence-14	Gaspadarek-13	Gaspadarek-31
Sept. 3	-/-	vs. Duke !	W	3-2	15-7, 15-7, 7-15, 13-15, 15-5	Philgence-23	Trevino-27	Gaspadarek-59
Sept. 3	-/-	vs. Minnesota !	L	0-3	8-15, 13-15, 11-15	Trevino-8	Bronson-9	Marraffino-16
Sept. 12	-/-	vs. Florida	W	3-2	9-15, 15-12, 15-6, 13-15, 15-10	Philgence-19	Trevino-14	Gaspadarek-42



# SEASON-BY-SEASON RESULTS

Sept. 15	-/-	vs. Florida International @	W 3-1	15-2, 13-15, 15-6, 15-2	Philgence-11	Philgence-8	Gaspadarek-20
Sept. 16	-/-	at South Florida @	W 3-2	15-13, 15-8, 7-15, 10-15, 15-13	Philgence-16	Bronson-14	Gaspadarek-40
Sept. 16	-/-	vs. Florida @	W 3-0	15-12, 15-5, 15-4	Bronson-12	Three tied with-8	Gaspadarek-37
Sept. 22	-/-	vs. Illinois State	W 3-2	12-15, 15-7, 12-15, 15-6, 15-9	Philgence-31	Trevino-27	Gaspadarek-64
Sept. 23	-/-	vs. Morehead State	W 3-0	15-4, 15-2, 15-11	Philgence/Reece-11	Philgence-7	Gaspadarek-29
Sept. 24	-/-	vs. Illinois State	W 3-1	15-11, 15-8, 2-15, 15-7	Philgence-25	Trevino-18	Gaspadarek-15
Sept. 29	-/14	vs. Kentucky	W 3-2	15-13, 6-15, 15-13, 11-15, 16-14	Philgence-25	Sutcliffe-14	Gaspadarek-63
Sept. 30	-/-	vs. Tennessee	W 3-0	15-10, 16-14, 15-11	Philgence-21	Philgence-15	Gaspadarek-42
Oct. 3	-/-	at Florida A&M	W 3-0	15-6, 15-5, 15-2	Philgence-12	Trevino-8	Gaspadarek-31
Oct. 6	-/-	vs. Southern Mississippi ?	W 3-0	15-6, 15-6, 15-7	Philgence-11	Trevino-13	Gaspadarek-26
Oct. 7	-/-	vs. Tulane ?	W 3-1	15-4, 15-0, 11-15, 15-5	Philgence-20	Philgence/Trevino-14	Gaspadarek-60
Oct. 9	-/-	at Jacksonville	W 3-0	15-1, 15-1, 15-2	Reece-8	Reece-3	Gaspadarek-17
Oct. 13	-/-	at Louisville ?	W 3-0	15-5, 15-10, 15-7	Philgence-13	Trevino-10	Gaspadarek-21
Oct. 14	-/-	at Cincinnati ?	W 3-1	15-8, 15-4, 8-15, 15-11	Philgence-14	Trevino-23	Gaspadarek-32
Oct. 15	-/-	at Purdue	W 3-0	15-12, 15-13, 15-13	Philgence-20	Gaspadarek-15	Gaspadarek-41
Oct. 20	-/-	vs. South Alabama	W 3-0	15-8, 15-10, 15-9	Philgence-22	Trevino-19	Gaspadarek-46
Oct. 20	-/-	vs. South Florida	L 1-3	15-3, 5-15, 13-15, 12-15	Reece/Trevino-12	Trevino-12	Gaspadarek-40
Oct. 21	-/-	vs. UAB	W 3-1	13-15, 15-6, 15-11, 15-10	Philgence/Reece-21	Philgence/Trevino-23	Gaspadarek-61
Oct. 25	-/-	at Memphis ?	W 3-2	14-16, 8-15, 15-11, 15-9, 15-11	Philgence-20	Trevino-19	Gaspadarek-55
Oct. 27	-/17	vs. LSU	W 3-2	12-15, 15-9, 7-15, 15-5, 15-9	Philgence-14	Sutcliffe-9	Gaspadarek-29
Nov. 3	-/-	vs. South Carolina ?	W 3-0	15-8, 15-4, 15-2	Philgence-14	Trevino-15	Gaspadarek-42
Nov. 4	-/-	vs. Virginia Tech ?	W 3-0	15-4, 15-9, 15-5	Philgence-20	Bronson/Trevino-14	Gaspadarek-51
Nov. 6	-/-	at Florida	L 1-3	13-15, 15-9, 11-15, 10-15	Philgence-29	Philgence-24	Gaspadarek-66
Nov. 10	-/-	vs. Brigham Young #	W 3-2	15-6, 15-17, 8-15, 15-11, 15-11	Philgence-24	Gaspadarek-18	Gaspadarek-53
Nov. 11	-/-	at Kentucky #	W 3-2	8-15, 6-15, 15-10, 15-5, 15-5	Philgence-10	Trevino-11	Gaspadarek-28
Nov. 17	-/-	vs. Southern Mississippi \$	W 3-0	15-2, 15-3, 15-7	Philgence-11	Philgence-10	Gaspadarek-35
Nov. 18	-/-	vs. Louisville \$	W 3-0	15-2, 15-7, 15-9	Philgence-18	Gaspadarek-13	Gaspadarek-40
Nov. 19	-/-	vs. Cincinnati \$	W 3-0	15-12, 15-4, 15-7	Philgence-25	Philgence-23	Gaspadarek-62
Nov. 30	-/17	vs. California ^	L 1-3	15-11, 11-15, 13-15, 13-15			

I-George Washington Labor Day Fest (Washington, D.C.)

@-Florida Eight Classic (Tampa, FL)

#-Kentucky Wildcat Classic (Lexington, KY)

?-Metro Conference match

\$\$-Metro Conference Tournament (Tallahassee, FL)

^-NCAA Tournament (Tallahassee, FL)

<1990>

Head Coach:	.....	Cecile Reynaud
Overall Record:	.....	27-8
Home Record:	.....	15-1
Away Record:	.....	6-4
Neutral Record:	.....	6-3
Metro Conference Record:	.....	6-1

Date	FS/Opp.	Opponent	Result	Scores	FSU High Kills	FSU High Digs	FSU High Assists
Aug. 31	-/-	vs. UAB !	W 3-0	15-7, 15-12, 15-11	Cousins-13	Cousins-16	Marraffino-29
Sept. 1	-/-	vs. Butler !	W 3-1	13-15, 15-9, 15-0, 15-3	Philgence-16	Cousins-10	Marraffino-42
Sept. 1	-/-	at Georgia !	W 3-2	10-15, 12-15, 15-11, 15-8, 16-14	Philgence-22	Cousins-16	Marraffino-58
Sept. 2	-/-	vs. Eastern Washington !	W 3-1	9-15, 15-5, 15-3, 15-3	Philgence-15	Cousins-13	Marraffino-29
Sept. 10	-/-	vs. Southern Mississippi ?	W 3-0	15-8, 15-9, 15-5	Philgence-15	Bronson-12	Marraffino-42
Sept. 14	-/-	vs. South Florida @	W 3-0	15-6, 15-11, 15-6	Philgence-21	Cousins-13	Marraffino-47
Sept. 15	-/-	vs. Florida @	L 2-3	11-15, 16-14, 11-15, 15-5, 12-15	Philgence-28	Philgence-19	Marraffino-47
Sept. 15	-/-	vs. Florida International @	W 3-0	16-14, 15-9, 15-1	Cousins-11	Philgence-10	Marraffino-17
Sept. 16	-/-	vs. Georgia Southern	W 3-0	15-2, 15-1, 15-7	Cousins-10	Cousins-8	Cumin-12
Sept. 21	-/-	vs. Wyoming #	L 2-3	16-14, 11-15, 15-6, 2-15, 13-15	Philgence-29	Sutcliffe-18	McCall-58
Sept. 22	-/-	vs. Loyola Marymount #	L 2-3	7-15, 15-9, 4-15, 15-13, 6-15	Philgence-23	Cousins-16	McCall-40
Sept. 22	-/-	at Colorado #	L 1-3	4-15, 5-15, 15-9, 5-15	Philgence-16	Philgence-16	McCall-35
Sept. 28	-/-	at Southwest Texas State	W 3-0	15-8, 15-6, 15-6	Philgence-19	Philgence-14	McCall-26
Sept. 29	-/5	at Texas	L 2-3	8-15, 15-11, 9-15, 15-9, 5-15	Philgence-28	Philgence-24	McCall-33
Oct. 1	-/-	vs. Tulane ?	W 3-0	15-8, 15-7, 15-12	Philgence-22	Philgence-22	McCall-58
Oct. 5	-/-	vs. Virginia Tech ?	W 3-0	15-4, 15-4, 15-5	Philgence-15	Cousins-7	McCall-20
Oct. 6	-/-	vs. South Carolina ?	W 3-0	15-5, 15-8, 15-6	Philgence-18	Cousins-11	McCall-34
Oct. 7	-/-	vs. South Florida	W 3-1	12-15, 15-10, 15-4, 15-12	Philgence-24	Cousins-18	McCall-39
Oct. 9	-/-	at Florida	W 3-1	15-12, 10-15, 15-4, 15-12	Philgence-19	Philgence-17	McCall-37
Oct. 13	-/-	at Memphis ?	L 2-3	16-14, 15-11, 8-15, 8-15, 11-15	Philgence-29	Cousins-24	McCall-48
Oct. 16	-/-	vs. Florida A&M	W 3-0	15-1, 15-2, 15-4	Philgence-7	Cousins-9	McCall-11
Oct. 19	-/-	vs. Baylor	W 3-0	15-5, 15-7, 15-4	Philgence/Reece-10	Philgence-10	McCall-23
Oct. 20	-/-	vs. Florida International	W 3-0	15-10, 15-4, 15-3	Cousins-9	Cousins-9	McCall-19
Oct. 21	-/-	vs. Auburn	W 3-0	15-7, 15-6, 15-3	Philgence-10	Philgence-11	McCall-22
Oct. 23	-/-	vs. Jacksonville	W 3-0	15-4, 15-2, 15-7	Philgence-9	Cousins-7	Cumin-9
Oct. 28	-/-	vs. Georgia	W 3-0	15-4, 15-6, 15-12	Cousins/Philgence-13	Sutcliffe-11	McCall-39
Oct. 30	-/-	vs. Florida	W 3-0	15-5, 15-6, 15-13	Cousins/Philgence-11	Stevens-10	McCall-28



# SEASON-BY-SEASON RESULTS

Nov. 2	- / -	at Cincinnati ?	W 3-2	15-8, 14-16, 15-4, 15-17, 15-9	Philgence-23	Philgence-27	McCall-47
Nov. 3	- / -	at Louisville ?	W 3-0	15-13, 15-3, 15-13	Cousins-13	Sutcliffe-9	McCall-29
Nov. 9	- / -	vs. Fresno State \$	L 1-3	15-7, 11-15, 4-15, 15-17	Philgence-12	Cousins-19	McCall-35
Nov. 10	- / -	vs. George Washington \$	W 3-2	15-2, 16-18, 15-6, 13-15, 3-15, 15-3	Philgence-19	Cousins-18	McCall-52
Nov. 10	- / -	vs. Houston \$	W 3-1	15-6, 12-15, 15-10, 15-4	Philgence-20	Bronson/Cousins-19	McCall-36
Nov. 16	- / -	vs. Virginia Tech %	W 3-0	15-11, 15-9, 15-4	Philgence-14	Cousins-7	McCall-24
Nov. 17	- / -	at Louisville %	W 3-2	15-3, 6-15, 14-16, 15-10, 16-14	Cousins-27	Philgence-10	McCall-63
Nov. 30	- / -	at Kentucky ^	L 1-3	12-15, 10-15, 15-10, 10-15	Reece-17	Philgence-12	Marraffino-44

*!-Georgia Tournament (Athens, Ga.)*

*@-Florida Classic (Miami, FL)*

*#-Colorado Classic (Boulder, CO)*

*\$-Florida State Classic (Tallahassee, FL)*

*?-Metro Conference match*

*%-Metro Conference Tournament (Louisville, KY)*

*^-NCAA Tournament (Lexington, KY)*

## <1991>

Head Coach:	.....	Cecile Reynaud
Overall Record:	.....	16-15
Home Record:	.....	8-8
Away Record:	.....	5-7
Neutral Record:	.....	3-0
Atlantic Coast Conference Record:	.....	2-7

Date	FS/Opp.	Opponent	Result	Scores	FSU High Kills	FSU High Digs	FSU High Assists
Sept. 5	- / -	vs. Northeast Louisiana	W 3-0	15-3, 15-2, 15-11	Cousins-10	Cousins-11	McCall-29
Sept. 7	- / -	vs. UCF	W 3-0	15-10, 15-1, 15-7	Ramos-12	Bosschaert-14	McCall-28
Sept. 13	- / -	vs. Loyola Marymount !	W 3-2	18-16, 13-15, 20-18, 11-15, 17-15	Cousins-22	Ramos-38	Cumin-41
Sept. 14	- / -	vs. Idaho !	W 3-0	16-14, 15-2, 15-6	Ramos-12	Stevens-12	Cumin-31
Sept. 14	- / -	at UC-Irvine !	L 2-3	18-16, 2-15, 13-15, 15-8, 13-15	Ramos-19	Cousins-29	Cumin-55
Sept. 20	- / 17	vs. Florida @	L 3-0	12-15, 5-15, 2-15	Cousins-8	Ramos-8	Cumin-12
Sept. 21	- / -	vs. Florida International @	W 3-0	15-6, 15-9, 15-7	Ramos-10	Ramos-12	Cumin-27
Sept. 21	- / -	vs. South Florida @	W 3-0	15-9, 15-13, 15-3	Cousins-11	Ramos-11	Cumin-30
Sept. 26	- / -	vs. Virginia *	W 3-1	15-13, 6-15, 15-10, 15-6	Ramos-19	Ramos-21	McCall-28
Sept. 28	- / -	vs. Rice	W 3-0	15-4, 15-8, 15-11	Bosschaert-11	Stevens-14	Cumin-32
Oct. 1	- / -	at Jacksonville	W 3-0	15-8, 15-6, 15-12			
Oct. 5	- / -	at Texas A&M	W 3-1	15-7, 15-11, 11-15, 15-8	Ramos-18	Cousins/Stevens-11	McCall-24
Oct. 6	- / -	at Houston	L 1-3	8-15, 7-15, 15-13, 3-15	Ramos-15	Cousins/Ramos-12	McCall-26
Oct. 8	- / -	at Florida A&M	W 3-0	15-1, 15-8, 15-3	Stevens-13		McCall-26
Oct. 11	- / -	at NC State *	L 2-3	11-15, 15-4, 15-12, 11-15, 9-15	Ramos-17	Ramos-13	McCall-37
Oct. 12	- / -	at North Carolina *	L 0-3	13-15, 7-15, 13-15	Ramos-12	Stevens-10	McCall-18
Oct. 13	- / -	at Southwest Texas State	W 3-0	15-13, 15-11, 15-13	Cousins-19	Ramos-14	McCall-48
Oct. 18	- / -	vs. Maryland *	L 2-3	12-15, 8-15, 15-1, 17-15, 16-18	Cousins-18	Bosschaert/McCall-22	McCall-47
Oct. 20	- / -	vs. Duke *	L 2-3	16-14, 6-15, 15-12, 14-16, 13-15	Cousins-23	Ramos-28	McCall-68
Oct. 26	- / -	vs. Georgia	L 1-3	15-5, 14-16, 15-13, 9-15, 9-15	Ramos-14	Ramos-25	Cumin-44
Nov. 1	- / -	vs. Hofstra	W 3-1	15-3, 15-9, 9-15, 15-8	Stevens-15	Cousins-17	Cumin-49
Nov. 2	- / -	vs. William & Mary	L 2-3	13-15, 15-13, 15-17, 15-12, 13-15	Stevens-22	Cumin/Ramos-21	Cumin-66
Nov. 8	- / -	at Clemson *	W 3-0	15-12, 15-9, 15-9	Stevens-13	Ramos-17	Cumin-45
Nov. 9	- / 20	at Georgia	L 0-3	9-15, 12-15, 1-15	Bosschaert-11	Ramos-10	Cumin-27
Nov. 10	- / -	at Georgia Tech *	L 2-3	13-15, 7-15, 15-7, 15-4, 11-15	Cousins-14	Ramos-13	Cumin-38
Nov. 15	- / -	vs. Pittsburgh #	L 1-3	13-15, 3-15, 15-9, 2-15	Bosschaert-15	Cumin-28	Cousins-11
Nov. 15	- / -	vs. UAB #	L 2-3	15-11, 8-15, 15-4, 13-15, 12-15	Bosschaert-19	Cousins-16	Cumin-52
Nov. 16	- / -	vs. Temple #	W 3-0	15-1, 15-11, 15-6	Bosschaert-15	Cousins-13	Cumin-34
Nov. 18	- / 10	vs. Florida #	L 0-3	5-15, 11-15, 5-15	Cousins-9	Ramos/McCall-6	McCall-15
Nov. 22	- / -	vs. North Carolina \$	W 3-0	15-7, 15-6, 15-6	Bosschaert/Cousins-15	Cousins-13	Cumin-35
Nov. 23	- / -	at Virginia \$	L 1-3	11-15, 9-15, 16-14, 6-15	Bosschaert-25	Cousins-18	Cumin-53

*!-Anteater Invitational (Irvine, CA)*

*@-Florida Four Tournament (Tallahassee, FL)*

*#-Florida State Classic (Tallahassee, FL)*

*\*-ACC match*

*\$-ACC Tournament (Charlottesville, Va.)*

## <1992>

Head Coach:	.....	Cecile Reynaud
Overall Record:	.....	26-8
Home Record:	.....	12-2
Away Record:	.....	6-4
Neutral Record:	.....	8-2
Atlantic Coast Conference Record:	.....	6-1

Date	FS/Opp.	Opponent	Result	Scores	FSU High Kills	FSU High Digs	FSU High Assists
Sept. 4	- / -	vs. Georgia State !	W 3-0	15-7, 15-2, 15-3	Ramos-11	Bosschaert-11	Cowling-29



# SEASON-BY-SEASON RESULTS

Sept. 5	- / -	vs. South Florida !	W 3-0	15-3, 15-11, 15-10	Ramos-14	Three tied with-8	Cowling-27
Sept. 5	- / 12	at Florida !	L 0-3	5-15, 6-15, 5-15	Ramos-12	McCall-11	Cowling-17
Sept. 11	- / -	vs. Minnesota @	L 1-3	15-12, 14-16, 5-15, 5-15	Ramos-18	Ramos-18	Cowling-18
Sept. 12	- / -	vs. Minnesota @	W 3-2	15-7, 13-15, 13-15, 15-13, 15-6	Ramos-19	Ramos-28	Cowling-48
Sept. 12	- / -	vs. McNeese State @	W 3-0	15-6, 15-3, 15-12	Bosschaert/Ramos-10	Cowling-16	Cowling-30
Sept. 18	- / -	vs. Georgetown #	W 3-0	15-8, 15-11, 15-5	Stevens-10	Cowling-17	Cowling-31
Sept. 19	- / -	vs. Alabama #	W 3-0	15-10, 15-12, 15-3	Bosschaert-14	Cowling-14	Cowling-32
Sept. 19	- / -	at South Florida #	W 3-0	15-6, 15-4, 16-14	Ramos-14	Ramos-13	Cowling-35
Sept. 25	- / -	vs. Houston	W 3-2	11-15, 15-13, 11-15, 15-6, 15-8	Ramos-16	Cowling-14	Cowling-43
Sept. 26	- / -	vs. Texas A&M	W 3-0	15-7, 15-8, 16-14	Ramos-15	Ramos-12	Cowling-44
Sept. 29	- / -	vs. Jacksonville	W 3-0	15-7, 15-3, 15-7	Ramos-10	Ramos-7	Cowling-26
Oct. 2	- / -	at Duke *	L 1-3	6-15, 13-15, 15-12, 3-15	Ramos-17	Cowling/Ramos-14	Cowling-57
Oct. 3	- / -	at North Carolina *	W 3-0	15-8, 15-11, 15-8	Ramos-16	Ramos-24	Cowling-49
Oct. 9	- / -	at Notre Dame \$	L 2-3	15-12, 5-15, 15-7, 1-15, 15-17	Stevens-18	Ramos-21	Cowling-50
Oct. 10	- / 3	vs. Long Beach State \$	L 1-3	15-11, 2-15, 9-15, 11-15	Ramos-15	McCall-8	Cowling-28
Oct. 10	- / -	vs. Pittsburgh \$	W 3-2	15-6, 12-15, 9-15, 15-10, 15-11	Ramos-21	Cowling-20	Cowling-52
Oct. 13	- / -	vs. Florida A&M	W 3-0	15-2, 15-5, 15-1	Bosschaert-10	Bosschaert-7	Cowling-24
Oct. 17	- / -	vs. Georgia Tech *	W 3-2	15-12, 12-15, 15-6, 7-15, 15-12	Ramos-20	Ramos-28	Cowling-60
Oct. 22	- / -	vs. South Alabama	W 3-0	15-5, 15-10, 15-3	Zinkil-8	Bosschaert/Cowling-8	Cowling-25
Oct. 24	- / -	vs. Clemson *	W 3-0	15-8, 15-7, 15-4	Ramos-18	Ciraco-13	Cowling-50
Oct. 30	- / -	vs. Syracuse &	W 3-0	15-10, 15-10, 15-12	Zinkil-15	Cowling/Ramos-13	Cowling-49
Oct. 31	- / -	at Hofstra &	W 3-0	15-5, 15-11, 15-5	Ramos-15	McCall-11	Cowling-40
Oct. 31	- / -	vs. LaSalle &	W 3-0	15-6, 15-1, 15-8	Ramos-10	Ciraco-8	Cowling-25
Nov. 6	- / -	at Maryland *	W 3-1	15-13, 6-15, 15-9, 15-13	Stevens-19	Ramos-17	Cowling-52
Nov. 7	- / -	at Virginia *	W 3-0	15-9, 15-7, 15-3	Stevens-18	Ramos-16	Cowling-43
Nov. 8	- / -	vs. William & Mary	W 3-1	15-10, 12-15, 15-1, 15-10	Ramos-18	Ramos-15	Cowling-51
Nov. 12	- / -	vs. UCF	W 3-0	15-10, 15-2, 15-3	Ramos-13	Ramos-12	Cowling-32
Nov. 14	- / -	vs. NC State *	W 3-0	15-6, 15-5, 15-11	Ramos/Zinkil-9	Ramos-19	Cowling-34
Nov. 17	- / 5	vs. Florida	L 0-3	8-15, 8-15, 11-15	Stevens-16	Cowling-18	Cowling-31
Nov. 20	- / -	vs. Virginia %	W 3-0	15-7, 15-3, 15-4	Stevens-15	Ramos-14	Cowling-37
Nov. 21	- / -	at Maryland %	W 3-2	8-15, 15-8, 12-15, 15-10, 15-8	Ramos-19	McCall-23	Cowling-66
Nov. 22	- / -	vs. Duke %	L 2-3	9-15, 15-9, 15-11, 11-15, 11-15	Bosschaert-26	Ramos-29	Cowling-74
Dec. 2	- / 5	at Florida ^	L 0-3	9-15, 3-15, 10-15	Stevens-10	Ramos-12	Cowling-22

*!-Gator Invitational (Gainesville, FL)*  
*@-Florida State Invitational (Tallahassee, FL)*  
*#-South Florida Tournament (Tampa, FL)*  
*\$-Notre Dame Classic (South Bend, IN)*  
*&-Hofstra Classic (Hampstead, NY)*  
*\*-ACC match*  
*%-ACC Tournament (College Park, MD)*  
*^-NCAA Tournament (Gainesville, FL)*

<1993>

Head Coach:	.....	Cecile Reynaud
Overall Record:	.....	24-10
Home Record:	.....	15-3
Away Record:	.....	5-7
Neutral Record:	.....	4-0
Atlantic Coast Conference Record:	.....	9-5

Date	FS/Opp.	Opponent	Result	Scores	FSU High Kills	FSU High Digs	FSU High Assists
Sept. 3	- / -	vs. Auburn !	W 3-0	15-6, 15-4, 15-3	Bosschaert-11	Ramos-15	McCall-32
Sept. 4	- / -	vs. South Florida !	W 3-2	13-15, 15-8, 15-10, 12-15, 15-10	Zinkil-18	Rard-21	McCall-74
Sept. 4	- / -	vs. Missouri State !	L 1-3	16-14, 0-15, 6-15, 7-15	Ramos-17	Rard-15	McCall-30
Sept. 7	- / 8	vs. Florida	W 3-2	15-0, 8-15, 4-15, 15-13, 15-13	Ramos-17	Rard-15	McCall-28
Sept. 10	- / -	at LSU @	W 3-0	15-12, 15-4, 10-15, 15-7	Ramos-19	Rard-18	McCall-36
Sept. 11	- / -	vs. Loyola Marymount @	W 3-1	15-12, 12-15, 15-2, 15-10	Zinkil-17	Rard-12	McCall-53
Sept. 11	- / -	vs. Southern Mississippi @	W 3-0	15-6, 15-3, 15-8	Ramos-16	Rard-9	McCall-18
Sept. 17	21 / -	at Texas A&M	L 1-3	13-15, 13-15, 16-14, 11-15	Zinkil-20	Ramos-17	McCall-50
Sept. 18	21 / -	at Houston	W 3-0	15-11, 15-9, 15-2	Rard/Ramos-15	Ramos-16	McCall-51
Sept. 19	21 / -	at Rice	W 3-1	15-10, 15-9, 8-15, 15-10	Bosschaert-19	Rard-17	McCall-59
Sept. 24	23 / -	vs. Clemson *	W 3-2	15-7, 16-14, 8-15, 12-15, 15-11	Bosschaert-22	Rard-25	McCall-49
Sept. 25	23 / -	vs. Georgia Tech *	W 3-0	15-8, 15-6, 15-9	Zinkil-20	Rard-25	McCall-48
Sept. 27	23 / -	vs. Jacksonville	W 3-1	15-7, 13-15, 15-7, 15-3	Bosschaert-19	Lotarski-11	McCall-32
Oct. 1	21 / -	vs. NC State *	W 3-0	15-12, 15-8, 15-13	Rard-16	McCall-11	
Oct. 2	21 / -	vs. NC State *	W 3-0	15-12, 15-8, 15-13	Rard-16	McCall-11	McCall-54
Oct. 3	21 / -	vs. Arkansas State	W 3-0	15-3, 15-9, 15-2	Zinkil-13	Rard-14	McCall-42
Oct. 8	19 / -	vs. Florida Atlantic	W 3-0	15-8, 15-6, 15-4	Bosschaert/Zinkil-9	Zinkil-5	McCall-30
Oct. 15	17 / -	at Virginia *	W 3-0	15-9, 15-5, 15-10	Bosschaert-20	Ramos-13	McCall-52
Oct. 16	20 / -	at Maryland *	L 0-3	13-15, 14-16, 14-16	Zinkil-12	Bosschaert-14	McCall-42
Oct. 22	20 / -	vs. Duke *	L 1-3	13-15, 15-11, 9-15, 13-15	Ramos-22	Ciraco-21	McCall-52
Oct. 23	20 / -	vs. North Carolina *	W 3-1	15-13, 8-15, 15-4, 15-12	Ramos-21	Ramos-24	McCall-39



# SEASON-BY-SEASON RESULTS

Oct. 29	23 / -	vs. Virginia *	W 3-0	15-6, 15-8, 15-12	Ramos-15	McCall-14	McCall-42
Oct. 30	23 / -	vs. Maryland *	W 3-0	15-9, 15-12, 15-11	Bosschaert-17	Zinkil-11	McCall-41
Nov. 5	23 / -	at Georgia Tech *	L 1-3	8-15, 10-15, 15-9, 12-15	Ramos-24	Ramos-16	McCall-50
Nov. 6	23 / -	at Clemson *	L 0-3	4-15, 10-15, 4-15	Zinkil-8	Broussard-19	McCall-29
Nov. 9	- / -	at Florida	L 0-3	6-15, 11-15, 14-16	Rard-20	Ramos-12	McCall-28
Nov. 12	- / 22	at Duke *	L 0-3	3-15, 12-15, 6-15	Ramos-9	Ramos-12	McCall-17
Nov. 13	- / -	at North Carolina *	W 3-1	15-10, 15-12, 13-15, 15-12	Ramos-20	Ramos-25	McCall-57
Nov. 16	- / -	vs. Troy	W 3-0	15-6, 15-5, 15-3	Broussard-11	Rard/Ramos-6	McCall-20
Nov. 19	- / -	vs. North Carolina #	W 3-0	15-13, 15-3, 15-7	Ramos-17	Rard-21	McCall-40
Nov. 20	- / -	vs. Clemson #	W 3-0	17-15, 15-12, 15-7	Ramos-23	Sorensen-29	McCall-58
Nov. 21	- / 20	at Duke #	L 0-3	6-15, 6-15, 5-15	Ramos-19	Ramos-25	McCall-33
Dec. 1	- / -	vs. DePaul ^	W 3-1	15-8, 7-15, 15-10, 15-13	Ramos-26	Rard-31	McCall-60
Dec. 5	- / 11	vs. Pacific ^	L 1-3	6-15, 17-15, 6-15, 9-15	Rard-28	Rard-21	McCall-66

*I-FSU Classic (Tallahassee, FL)*

*@-LSU Tournament (Baton Rouge, LA)*

*\*-ACC match*

*#-ACC Tournament (Durham, NC)*

*^-NCAA Tournament (Tallahassee, FL)*

## <1994>

Head Coach:	.....	Cecile Reynaud
Overall Record:	.....	17-16
Home Record:	.....	12-6
Away Record:	.....	3-8
Neutral Record:	.....	2-2
Atlantic Coast Conference Record:	.....	7-7

Date	FS/Opp.	Opponent	Result	Scores	FSU High Kills	FSU High Digs	FSU High Assists
Sept. 2	- / -	vs. Southern Illinois %	W 3-0	15-7, 15-4, 15-6	Johnson-12	Bosschaert-6	Diamond-26
Sept. 3	- / -	vs. Iowa %	L 0-3	8-15, 6-15, 11-15	Ramos-13	Ramos-13	Diamond-20
Sept. 3	- / -	vs. Southern Illinois %	W 3-1	9-15, 15-5, 15-10, 15-7	Bosschaert/Ramos-19	Ramos-14	McCarthy-34
Sept. 9	- / -	vs. LSU !	L 2-3	12-15, 15-12, 15-5, 13-15, 13-15			
Sept. 10	- / 4	vs. Penn State !	L 0-3	4-15, 3-15, 10-15	Bosschaert/Ramos-9	Ramos-14	Diamond-18
Sept. 10	- / 2	vs. UCLA !	L 0-3	4-15, 6-15, 4-15	Ramos-13	Ramos-13	McCarthy-29
Sept. 13	- / 5	at Florida	L 0-3	8-15, 12-15, 2-15	Ramos-12	Ramos-13	McCarthy-22
Sept. 16	- / -	vs. DePaul @	W 3-2	15-11, 11-15, 14-16, 17-15, 15-4	Ramos-28	Ramos-17	Diamond-37
Sept. 17	- / -	vs. Fresno State @	L 1-3	15-7, 13-15, 9-15, 14-16	Bosschaert-23	Ramos-26	Diamond-61
Sept. 17	- / -	at Minnesota @	L 0-3	3-15, 6-15, 10-15	Bosschaert-9	Ramos-17	McCarthy-13
Sept. 23	- / 19	at Duke *	L 0-3	4-15, 6-15, 10-15	Ramos-12	Bosschaert-9	McCarthy-29
Sept. 24	- / -	at North Carolina *	L 2-3	11-15, 15-8, 12-15, 15-12, 15-17	Bosschaert-31	Ramos-24	N/A
Sept. 30	- / -	vs. Clemson *	W 3-2	13-15, 15-5, 15-4, 10-15, 15-11	Ciraco-16	Ramos-18	McCarthy-43
Oct. 1	- / -	vs. Georgia Tech *	L 0-3	14-16, 7-15, 1-15	Ramos-14	McCarthy/Ramos-9	McCarthy-28
Oct. 7	- / -	at NC State *	W 3-1	14-16, 15-5, 15-13, 15-13	Ciraco-19	Diamond-24	McCarthy-63
Oct. 8	- / -	at NC State *	W 3-0	15-12, 15-11, 15-5	Ramos-13	Bosschaert-14	McCarthy-35
Oct. 14	- / -	vs. Florida Atlantic	W 3-0	15-7, 15-2, 15-7	Ramos-14	Ramos-12	McCarthy-39
Oct. 18	- / -	vs. Jacksonville	W 3-0	15-1, 15-3, 15-10	Ramos-15	Bosschaert/McCarthy-7	McCarthy-34
Oct. 21	- / -	at Maryland *	L 1-3	15-7, 13-15, 11-15, 7-15	Ramos-29	Diamond-20	McCarthy-56
Oct. 22	- / -	at Virginia *	W 3-0	15-6, 15-6, 15-9	Ramos-14	Bosschaert/Ramos-11	McCarthy-28
Oct. 24	- / 12	vs. Notre Dame	W 3-1	15-10, 8-15, 17-15, 15-12	Ramos-29	Ramos-22	McCarthy-64
Oct. 28	- / 18	vs. Duke *	L 0-3	4-15, 9-15, 7-15	Ramos-13	Ramos-20	McCarthy-27
Oct. 29	- / -	vs. North Carolina *	W 3-0	15-7, 15-13, 15-12	Ramos-15	Ramos-9	McCarthy-39
Oct. 31	- / 8	vs. Florida	W 3-0	15-9, 15-13, 15-12	Ramos-19	Ramos-18	McCarthy-21
Nov. 4	- / -	vs. Maryland *	W 3-1	15-10, 3-15, 16-14, 15-12	Bosschaert-19	Ramos-15	McCarthy-34
Nov. 5	- / -	vs. Virginia *	W 3-2	15-8, 15-12, 4-15, 14-16, 20-18	Bosschaert-30	Ramos-35	McCarthy-62
Nov. 11	- / -	at Clemson *	L 0-3	6-15, 3-15, 5-15	Ramos-17	Ramos-15	McCarthy-38
Nov. 12	- / -	at Georgia Tech *	L 0-3	14-16, 7-15, 1-15	Ramos-12	Ramos-7	McCarthy-22
Nov. 15	- / -	vs. UCF	W 3-1	15-5, 15-17, 15-13, 15-13	Bosschaert-22	Ramos-20	McCarthy-49
Nov. 18	- / -	vs. Maryland #	W 3-1	16-14, 15-6, 5-15, 15-12	Ramos-29	Bosschaert-16	McCarthy-52
Nov. 19	- / 21	vs. Duke #	L 0-3	8-15, 7-15, 8-15	Ramos-14	Bosschaert-14	McCarthy-32
Nov. 25	- / -	vs. South Florida \$	W 3-1	11-15, 16-14, 15-6, 15-7	Ramos-24	Ramos-14	McCarthy-57
Nov. 26	- / 17	at Georgia \$	L 1-3	8-15, 15-5, 6-15, 6-15	Ramos-29	Ramos-14	McCarthy-49

*%-Florida State Invitational (Tallahassee, FL)*

*!-Volleyball Monthly Invitational (Tallahassee, FL)*

*@-Minnesota Tournament (Minneapolis, MN)*

*\*-ACC match*

*#-ACC Tournament (Chapel Hill, NC)*

*\$\$-Georgia Holiday Classic (Athens, Ga.)*

## <1995>

Head Coach:	.....	Cecile Reynaud
Overall Record:	.....	11-19
Home Record:	.....	6-8



# SEASON-BY-SEASON RESULTS

Away Record: ..... 3-8  
 Neutral Record: ..... 2-3  
 Atlantic Coast Conference Record: ..... 3-11

Date	FS/Opp.	Opponent	Result	Scores	FSU High Kills	FSU High Digs	FSU High Assists	
Sept. 2	- / -	vs. Tennessee Tech !	W	3-1	15-5, 15-7, 7-15, 15-8	Broussard-14	Schneider-13	Diamond-46
Sept. 3	- / -	vs. Memphis !	W	3-0	15-10, 15-1, 15-10	Presberry-12	Presberry-14	Diamond-37
Sept. 3	- / -	at South Florida !	L	1-3	15-13, 8-15, 3-15, 5-15	Arnold/Broussard-11	Diamond-20	Diamond-37
Sept. 6	- / -	vs. Jacksonville	W	3-0	15-2, 15-4, 15-7	Johnson/Schneider-8	Presberry-13	Diamond-41
Sept. 8	- / -	at Rhode Island @	L	0-3	14-16, 3-15, 2-15	Broussard/Schneider-9	Rickertson-11	Diamond-25
Sept. 9	- / 13	vs. Washington @	L	0-3	1-15, 14-16, 5-15	Arnold-10	Arnold/Schneider-6	McCarthy-16
Sept. 9	- / -	vs. George Mason @	L	0-3	11-15, 7-15, 9-15	Schneider-12	Rickertson-13	McCarthy-23
Sept. 15	- / -	vs. College of Charleston	W	3-0	15-5, 15-8, 15-10	Schneider-17	Schneider-10	Diamond-38
Sept. 16	- / -	vs. Houston	L	1-3	13-15, 15-12, 9-15, 3-15	Broussard-12	Presberry-20	Diamond-35
Sept. 22	- / 22	at Georgia Tech *	L	1-3	4-15, 16-14, 6-15, 13-15	Schneider-16	Diamond-15	Diamond-42
Sept. 23	- / -	at Clemson *	L	1-3	3-15, 15-13, 7-15, 16-18	Johnson-21	Schneider-14	McCarthy-48
Sept. 29	- / -	at Duke *	L	0-3	1-15, 7-15, 12-15	Johnson-9	Schneider-10	McCarthy-15
Sept. 30	- / -	at NC State *	L	2-3	15-11, 5-15, 15-9, 11-15, 11-15	Presberry/Schneider-22	Diamond-21	Diamond-36
Oct. 6	- / 25	vs. Georgia Tech *	L	0-3	11-15, 14-16, 9-15	Schneider-11	Presberry-17	McCarthy-19
Oct. 7	- / -	vs. Clemson *	L	2-3	16-14, 1-15, 9-15, 15-9, 3-15	Schneider-27	Schneider-24	McCarthy-49
Oct. 10	- / 3	vs. Florida	L	1-3	15-12, 5-15, 10-15, 6-15	Schneider-15	Presberry-17	McCarthy-26
Oct. 13	- / -	vs. North Carolina *	W	3-2	8-15, 15-10, 15-11, 10-15, 17-15	Presberry-23	Diamond-18	McCarthy-59
Oct. 14	- / -	vs. North Carolina *	L	2-3	13-15, 15-13, 15-5, 5-15, 10-15	Presberry-20	Presberry-15	McCarthy-60
Oct. 17	- / -	at Jacksonville	W	3-1	15-8, 12-15, 15-9, 15-6	Schneider-16	Diamond-11	Diamond-41
Oct. 21	- / -	vs. New Orleans	W	3-0	15-11, 15-7, 15-3	Broussard-12	Schneider-8	McCarthy-34
Oct. 27	- / -	at Virginia *	W	3-1	13-15, 15-8, 15-10, 15-13	Presberry-30	Schneider-17	McCarthy-63
Oct. 28	- / -	at Maryland *	L	0-3	5-15, 5-15, 11-15	Diamond-9	McCarthy-8	McCarthy-16
Oct. 31	- / 3	at Florida	L	0-3	4-15, 3-15, 2-15	Presberry-8	Three tied with-6	McCarthy-14
Nov. 3	- / -	vs. NC State *	L	0-3	16-18, 12-15, 8-15	Johnson-16	Three tied with-8	Preocanin-46
Nov. 4	- / -	vs. Duke *	L	0-3	10-15, 5-15, 9-15	Hawks/Johnson-9	Arnold-10	McCarthy-26
Nov. 7	- / -	vs. South Alabama	W	3-0	15-11, 15-4, 15-8	Schneider-15	McCarthy-9	McCarthy-31
Nov. 10	- / -	vs. Virginia *	W	3-0	15-9, 15-11, 15-12	Presberry-13	Diamond-8	McCarthy-39
Nov. 11	- / -	vs. Maryland *	L	1-3	15-5, 13-15, 11-15, 7-15	Schneider-19	Schneider-21	McCarthy-48
Nov. 16	- / -	at Clemson #	W	3-2	15-8, 6-15, 6-15, 16-14, 15-13	Schneider-25	Schneider-22	McCarthy-70
Nov. 17	- / -	vs. Maryland #	L	0-3	9-15, 11-15, 3-15	Presberry-15	Presberry-13	McCarthy-33

*I-South Florida Classic (Tampa, FL)*  
*@-Rhode Island Classic (Kingston, RI)*  
 \*-ACC match  
 #-ACC Tournament (Clemson, SC)

<1996>

Head Coach: ..... Cecile Reynaud  
 Overall Record: ..... 12-19  
 Home Record: ..... 9-6  
 Away Record: ..... 3-9  
 Neutral Record: ..... 0-4  
 Atlantic Coast Conference Record: ..... 6-10

Date	FS/Opp.	Opponent	Result	Scores	FSU High Kills	FSU High Digs	FSU High Assists	
Aug. 30	- / -	vs. Florida Atlantic	W	3-0	15-5, 15-9, 15-7	Schneider-13	Presberry-14	Diamond-43
Aug. 31	- / -	vs. Florida Atlantic	W	3-0	15-1, 15-7, 15-3	Arnold-10	Presberry-9	Diamond-19
Sept. 6	- / -	vs. Southern Illinois !	L	2-3	11-15, 15-9, 15-11, 8-15, 10-15	Johnson-21	Presberry-18	Diamond-43
Sept. 7	- / -	vs. Miami (OH) !	L	0-3	13-15, 10-15, 14-16	Schneider-17	Presberry-9	McCarthy-45
Sept. 7	- / -	at Purdue	L	1-3	11-15, 15-6, 9-15, 4-15	Presberry/Schneider-13	McCarthy-39	Arnold-12
Sept. 10	- / -	vs. Jacksonville	W	3-1	13-15, 15-1, 15-6, 15-9	Schneider-26	McCarthy-17	McCarthy-51
Sept. 13	- / 7	at Florida @	L	0-3	3-15, 11-15, 0-15	Schneider-10	McCarthy-12	McCarthy-28
Sept. 14	- / 10	vs. UCLA @	L	0-3	2-15, 9-15, 13-15	Presberry-13	Arnold-9	Diamond-16
Sept. 14	- / -	vs. Ball State @	L	0-3	7-15, 8-15, 8-15	Presberry-8	Arnold-8	McCarthy-19
Sept. 21	- / -	at Maryland *	L	0-3	5-15, 4-15, 4-15	Presberry-12	Zulueta-10	Zulueta-20
Sept. 22	- / -	at Virginia *	L	1-3	15-13, 13-15, 9-15, 5-15	Presberry-17	Diamond-9	Zulueta-58
Sept. 27	- / -	vs. Clemson *	L	2-3	15-7, 15-8, 12-15, 10-15, 17-19	Presberry-17	Presberry-25	Zulueta-46
Sept. 29	- / -	vs. Georgia Tech *	L	1-3	11-15, 12-15, 15-11, 12-15	Presberry-25	Presberry-20	Zulueta-45
Oct. 1	- / -	at Auburn	L	0-3	3-15, 8-15, 12-15	Arnold-14	Diamond/Presberry-8	Diamond-24
Oct. 4	- / -	vs. Duke *	L	0-3	9-15, 10-15, 10-15	Presberry-17	Presberry-10	Diamond/Zulueta-18
Oct. 6	- / -	vs. Wake Forest *	W	3-1	10-15, 15-9, 15-6, 15-9	Presberry-22	Arnold/Presberry-13	Zulueta-43
Oct. 11	- / -	at Clemson	L	1-3	13-15, 16-14, 14-16, 5-15	Thornton-21	Schneider-24	Zulueta-65
Oct. 13	- / -	at Georgia Tech *	L	1-3	4-15, 15-9, 6-15, 6-15	Presberry/Schneider-14	Minko-10	Zulueta-44
Oct. 18	- / -	at North Carolina *	W	3-1	15-11, 16-14, 6-15, 15-8	Schneider-20	Presberry-16	Zulueta-51
Oct. 19	- / -	at NC State *	W	3-2	9-15, 7-15, 15-10, 15-10, 15-12	Presberry-26	Zulueta-24	Zulueta-70
Oct. 25	- / -	vs. North Carolina *	W	3-2	10-15, 15-8, 9-15, 15-7, 15-10	Thornton-23	Arnold/Zulueta-14	Zulueta-51
Oct. 27	- / -	vs. NC State *	W	3-1	15-11, 8-15, 15-13, 15-6	Schneider-31	Schneider-22	Zulueta-47
Oct. 29	- / -	vs. Jacksonville	W	3-0	15-3, 16-14, 15-2	Arnold-14	Dipert-6	Zulueta-25





# SEASON-BY-SEASON RESULTS

Nov. 1	- / -	at Wake Forest *	W 3-0	15-12, 15-8, 15-7	Three tied with-12	Schneider-14	Zulueta-41
Nov. 3	- / -	at Duke *	L 1-3	15-13, 13-15, 5-15, 11-15	Presberry-25	Presberry-20	Zulueta-58
Nov. 8	- / -	vs. Virginia *	L 1-3	15-7, 11-15, 5-15, 10-15	Presberry-21	Arnold/Presberry-17	Zulueta-40
Nov. 10	- / 24	vs. Maryland *	L 1-3	3-15, 12-15, 16-14, 13-15	Thornton-20	Schneider-25	Zulueta-47
Nov. 12	- / 1	vs. Florida	L 0-3	11-15, 11-15, 8-15	Presberry-25	Arnold-10	McCarthy-30
Nov. 16	- / -	vs. Georgia	W 3-2	3-15, 2-15, 16-14, 15-12, 16-14	Schneider-20	Arnold/Schneider-14	McCarthy-48
Nov. 17	- / -	vs. Troy	W 3-0	15-1, 15-9, 15-6	Schneider-14	Presberry-9	McCarthy-32
Nov. 22	- / -	at Georgia Tech #	L 0-3	8-15, 12-15, 8-15	Thornton-12	Presberry-12	McCarthy-26

*!-Purdue Tournament (West Lafayette, IN)*

*@-Florida Classic (Gainesville, FL)*

*\*-ACC match*

*#-ACC Tournament (Atlanta, Ga.)*

<1997>

Head Coach:	.....	Cecile Reynaud
Overall Record:	.....	25-9
Home Record:	.....	13-3
Away Record:	.....	7-4
Neutral Record:	.....	5-2
Atlantic Coast Conference Record:	.....	11-5

Date	FS/Opp.	Opponent	Result	Scores	FSU High Kills	FSU High Digs	FSU High Assists
Aug. 29	- / -	vs. Boston College !	W 3-0	15-7, 15-4, 15-11	Presberry-12	Presberry-6	Bolten-26
Aug. 30	- / -	vs. Mississippi State !	W 3-0	15-5, 15-12, 15-8	Thornton-13	Bolten/Minko-10	Bolten-42
Aug. 30	- / -	vs. Purdue !	W 3-0	15-13, 15-7, 15-4	Presberry-11	Presberry-10	Bolten-32
Sept. 5	- / -	at Michigan @	W 3-1	7-15, 15-5, 15-6, 15-12	Presberry/Thornton-15	Schneider-18	Bolten-46
Sept. 6	- / -	vs. Montana @	W 3-0	15-8, 15-3, 15-8	Schneider-11	Bolten-9	Bolten-35
Sept. 6	- / -	vs. Eastern Michigan @	W 3-0	15-13, 15-10, 15-5	Schneider/Thornton-11	Presberry-22	Bolten-49
Sept. 10	- / -	vs. Georgia Southern	W 3-0	15-5, 15-0, 15-3	Presberry-10	Minko-6	Bolten-15
Sept. 12	- / -	vs. Florida Atlantic	W 3-0	15-3, 15-3, 15-7	Presberry/Thornton-11	Bolten-13	Bolten-31
Sept. 13	- / -	vs. Georgia State	W 3-0	15-11, 15-4, 15-6	Thornton-14	Bolten/Presberry-11	Bolten-41
Sept. 19	- / -	vs. Florida International #	W 3-0	15-9, 15-5, 15-4	Hawks-9	Bolten-9	Bolten-29
Sept. 19	- / -	at Florida Atlantic #	W 3-0	15-3, 15-7, 15-6	Presberry-13	Bolten-10	Bolten-44
Sept. 20	- / -	vs. Mercer #	W 3-0	15-9, 15-7, 15-7	Presberry-15	Three tied with-6	Bolten-40
Sept. 24	- / 3	vs. Florida	L 0-3	11-15, 11-15, 10-15	Schneider-14	Bolten/Hemlepp-11	Bolten-40
Sept. 26	- / -	at North Carolina *	L 0-3	13-15, 6-15, 6-15	Presberry-15	Presberry-13	Bolten-36
Sept. 27	- / -	at NC State *	W 3-0	15-5, 15-8, 15-3	Schneider/Thornton-15	Hemlepp-11	Bolten-46
Oct. 3	- / -	vs. Clemson *	W 3-1	15-13, 14-16, 15-4, 15-13	Thornton-19	Minko-15	Bolten-62
Oct. 5	- / -	vs. Georgia Tech *	W 3-1	15-12, 15-9, 9-15, 16-14	Hemlepp-13	Schneider-21	Zulueta-39
Oct. 10	- / -	at Virginia *	W 3-1	15-8, 6-15, 15-6, 15-9	Hawks-17	Schneider-13	Zulueta-57
Oct. 12	- / 18	at Maryland *	L 1-3	15-8, 8-15, 7-15, 12-15	Thornton-13	Zulueta-15	Zulueta-38
Oct. 16	- / -	vs. South Alabama	W 3-0	15-4, 15-3, 15-7	Thornton-12	Zulueta-8	Zulueta-34
Oct. 17	- / -	vs. Duke *	L 1-3	7-15, 15-8, 13-15, 11-15	Thornton-28	Schneider-21	Zulueta-60
Oct. 19	- / -	vs. Wake Forest *	W 3-1	11-15, 15-12, 15-6, 15-4	Schneider-18	Schneider-11	Zulueta-57
Oct. 25	- / -	at Georgia Tech *	L 1-3	13-15, 15-8, 9-15, 7-15	Schneider-19	Schneider-21	Bolten-48
Oct. 26	- / -	at Clemson *	W 3-1	5-15, 15-6, 15-5, 20-18	Schneider-18	Schneider-22	Bolten-65
Oct. 31	- / -	vs. North Carolina *	W 3-1	15-12, 9-15, 15-10, 15-13	Schneider/Werrick-20	Schneider-21	Bolten-75
Nov. 1	- / -	vs. NC State *	W 3-1	15-3, 10-15, 15-12, 15-6	Werrick-17	Schneider-22	Bolten-50
Nov. 4	- / 4	at Florida	L 0-3	7-15, 5-15, 1-15	Schneider-9	Schneider-8	Bolten-25
Nov. 7	- / 16	vs. Maryland *	L 1-3	13-15, 9-15, 15-10, 8-15	Werrick-15	Schneider-20	Bolten-48
Nov. 8	- / -	vs. Virginia *	W 3-0	15-5, 15-6, 15-6	Werrick-13	Werrick-14	Bolten-39
Nov. 15	- / -	at Wake Forest *	W 3-0	15-3, 15-10, 15-2	Schneider-11	Schneider-11	Bolten-35
Nov. 16	- / -	at Duke *	W 3-2	13-15, 15-7, 15-7, 14-16, 15-10	Hawks-21	Werrick-18	Bolten-64
Nov. 21	- / -	vs. Virginia \$	W 3-2	15-9, 9-15, 17-15, 13-15, 15-8	Hawks/Schneider-22	Bolten-24	Bolten-81
Nov. 22	- / -	vs. Georgia Tech \$	L 1-3	14-16, 10-15, 15-5, 6-15	Schneider-14	Werrick-15	Bolten-39
Dec. 5	- / -	vs. South Florida ^	L 2-3	15-8, 4-15, 13-15, 15-7, 9-15	Thornton-17	Werrick-22	Bolten-52

*!-Florida State Classic (Tallahassee, FL)*

*@-Allsport Volleyball Classic (Ann Arbor, MI)*

*#-Florida Atlantic Tournament (Boca Raton, FL)*

*\*-ACC match*

*\$-ACC Tournament (Raleigh, NC)*

*^-NCAA Tournament (Gainesville, FL)*

<1998>

Head Coach:	.....	Cecile Reynaud
Overall Record:	.....	24-12
Home Record:	.....	14-1
Away Record:	.....	5-7
Neutral Record:	.....	5-4
Atlantic Coast Conference Record:	.....	11-5

Date	FS/Opp.	Opponent	Result	Scores	FSU High Kills	FSU High Digs	FSU High Assists
Sept. 4	24 / -	vs. Southeastern Louisiana !	W 3-0	15-7, 15-11, 15-5	Thornton-14	Bolten-9	Bolten-43



# SEASON-BY-SEASON RESULTS

Sept. 5	24 / -	vs. Florida International !	W 3-0	15-10, 15-9, 15-5	Schneider-13	Werrick-8	Bolten-24
Sept. 5	24 / -	vs. Northern Iowa !	W 3-2	15-11, 15-5, 8-15, 12-15, 15-12	Thornton-20	Werrick-20	Bolten-55
Sept. 8	22 / -	vs. UCF !	W 3-0	15-6, 15-9, 15-6	Thornton-21	Hemlepp/Werrick-7	Bolten-42
Sept. 11	22 / -	at South Florida @	W 3-0	15-11, 15-7, 15-6	Werrick-16	Bolten-18	Bolten-47
Sept. 12	22 / -	vs. California @	W 3-0	16-14, 15-8, 15-10	Werrick-18	Schneider-12	Bolten-56
Sept. 12	22 / -	vs. Utah State @	W 3-1	6-15, 15-4, 16-14, 15-12	Werrick-19	Bolten-12	Bolten-60
Sept. 18	19 / 4	at UC-Santa Barbara #	L 1-3	13-15, 17-19, 10-15	Werrick-17	Schneider-18	Bolten-44
Sept. 18	19 / 2	vs. Long Beach State #	L 0-3	7-15, 5-15, 4-15	Presberry-9	Bolten-9	Bolten-9
Sept. 19	19 / -	vs. Pepperdine #	L 1-3	13-15, 8-15, 15-11, 11-15	Schneider-22	Schneider-11	Bolten-52
Sept. 19	19 / -	vs. Santa Clara #	L 3-0	15-2, 15-9, 17-15	Thornton-20	Schneider-11	Bolten-50
Sept. 23	21 / 9	at Florida	L 1-3	15-5, 8-15, 11-15, 10-15			
Sept. 26	21 / -	at Clemson *	L 2-3	5-15, 13-15, 15-6, 17-15, 13-15	Werrick-25	Werrick-21	Bolten-61
Sept. 27	21 / -	at Georgia Tech *	L 1-3	12-15, 8-15, 15-8, 5-15	Schneider-22	Schneider-21	Bolten-64
Sept. 30	- / -	vs. Jacksonville	W 3-0	15-4, 15-5, 15-8	Schneider-10	Werrick-11	Bolten-18
Oct. 2	- / -	vs. Wake Forest *	W 3-2	7-15, 15-12, 3-15, 15-11, 15-7	Schneider-22	Presberry-15	Bolten-65
Oct. 3	- / -	vs. Duke *	W 3-0	15-8, 15-7, 15-9	Presberry-16	Presberry-13	Bolten-50
Oct. 9	- / -	at North Carolina *	L 1-3	15-6, 7-15, 11-15, 8-15	Thornton-16	Bolten-15	Bolten-52
Oct. 10	- / -	at NC State *	W 3-0	15-5, 15-13, 15-13	Thornton-19	Werrick-11	Bolten-60
Oct. 12	- / -	vs. Florida A&M	W 3-0	15-2, 15-6, 15-1	Thornton-14	Schneider-7	Bolten-37
Oct. 16	- / -	vs. Virginia *	W 3-0	15-1, 15-12, 15-5	Werrick-12	Bolten-10	Bolten-38
Oct. 18	- / -	vs. Maryland *	W 3-0	15-12, 15-2, 15-10	Schneider-15	Rickertsen-10	Bolten-52
Oct. 23	- / -	at Duke *	W 3-0	15-13, 15-12, 15-4	Thornton/Werrick-16	Schneider-14	Bolten-62
Oct. 24	- / -	at Wake Forest *	W 3-0	15-11, 15-10, 15-6	Thornton-15	Schneider-15	Bolten-44
Oct. 30	- / -	vs. Georgia Tech *	W 3-0	15-6, 16-14, 15-11	Presberry-15	Schneider/Werrick-10	Bolten-47
Nov. 1	- / -	vs. Clemson *	W 3-1	15-9, 15-5, 11-15, 15-11	Presberry-24	Rickertsen-22	Bolten-70
Nov. 3	- / -	vs. Florida	L 0-3	7-15, 12-15, 15-17	Presberry-20	Dipert-10	Bolten-53
Nov. 6	- / -	vs. NC State *	W 3-0	15-5, 15-4, 15-10	Schneider-15	Rickertsen-7	Bolten-39
Nov. 8	- / -	vs. North Carolina *	W 3-2	15-0, 12-15, 8-15, 15-6, 15-13	Schneider-22	Schneider-19	Bolten-66
Nov. 10	- / -	at Jacksonville	W 3-1	15-6, 13-15, 15-3, 15-8	Schneider/Presberry-16	Rickertsen-18	Bolten-51
Nov. 13	- / -	at Maryland *	L 2-3	12-15, 15-9, 15-5, 13-15, 14-16	Schneider-15	Presberry-14	Zulueta-42
Nov. 14	- / -	at Virginia *	L 2-3	7-15, 15-2, 11-15, 1-15, 19-21	Werrick-19	Rickertsen/Schneider-14	Bolten-52
Nov. 20	- / -	vs. Wake Forest \$	W 3-0	15-6, 15-11, 15-11	Werrick-13	Schneider-16	Bolten-46
Nov. 21	- / -	vs. Virginia \$	W 3-0	15-10, 15-12, 15-9	Schneider-18	Presberry/Werrick-19	Bolten-64
Nov. 22	- / -	vs. North Carolina \$	W 3-0	15-8, 15-1, 15-10	Schneider-15	Schneider-19	Bolten-48
Dec. 4	- / -	vs. Northern Illinois ^	L 1-3	15-10, 11-15, 10-15, 12-15	Crews/Schneider-16	Werrick-12	Bolten-58

!-Florida State Classic (Tallahassee, FL)

@-South Florida Tournament (Tampa, FL)

#-Santa Barbara Tournament (Santa Barbara, CA)

\*-ACC match

\$-ACC Tournament (College Park, MD)

^-NCAA Tournament (Louisville, KY)

<1999>

Head Coach:	..... Cecile Reynaud
Overall Record:	..... 8-23
Home Record:	..... 6-12
Away Record:	..... 2-9
Neutral Record:	..... 0-2
Atlantic Coast Conference Record:	..... 2-14

Date	FS/Opp.	Opponent	Result	Scores	FSU High Kills	FSU High Digs	FSU High Assists
Sept. 1	- / -	vs. Auburn	W 3-2	7-15, 17-15, 15-11, 6-15, 15-12	Thornton-19	Hibbard-17	Hibbard-46
Sept. 3	- / -	vs. South Carolina !	L 0-3	11-15, 8-15, 4-15	Bunch-13	Three tied with-4	Hibbard-27
Sept. 4	- / -	vs. Florida International !	W 3-0	15-3, 15-8, 15-13	Werrick-19	Werrick-5	Hibbard-21
Sept. 4	- / -	vs. Indiana !	L 0-3	6-15, 14-16, 4-15	Bunch-8	Werrick-9	Hibbard-17
Sept. 10	- / -	vs. Texas-Arlington @	L 1-3	15-10, 7-15, 13-15, 16-18	Werrick-27	Werrick-17	Hibbard-76
Sept. 11	- / -	vs. Santa Clara @	L 0-3	8-15, 4-15, 10-15	Werrick-14	Bunch-9	Hibbard-27
Sept. 11	- / -	at Northern Illinois @	W 3-0	15-3, 15-11, 15-9	Bunch-13	Hibbard/Werrick-10	Hibbard-41
Sept. 15	- / 9	vs. UC-Santa Barbara	L 0-3	3-15, 5-15, 6-15	Werrick-10	Hibbard-7	Hibbard-26
Sept. 17	- / -	vs. Florida Atlantic	W 3-0	15-11, 16-14, 15-13	Campbell-13	Werrick-10	Hibbard-37
Sept. 18	- / -	vs. Liberty	W 3-2	15-12, 13-15, 15-9, 14-16, 15-7	Thornton-22	Hibbard-22	Hibbard-64
Sept. 24	- / -	at Duke *	L 1-3	8-15, 11-15, 15-9, 8-15	Campbell-17	Ruiz-Azevedo-15	Hibbard-44
Sept. 25	- / -	at Wake Forest *	L 0-3	5-15, 18-20, 11-15	Thornton-14	Ruiz-Azevedo-15	Hibbard-39
Sept. 28	- / 4	vs. Florida	L 0-3	5-15, 4-15, 9-15			
Oct. 1	- / -	vs. Maryland *	L 1-3	6-15, 15-13, 8-15, 11-15	Thornton-23	Hibbard-13	Hibbard-50
Oct. 3	- / -	vs. Virginia *	L 2-3	15-9, 15-11, 14-16, 12-15, 10-15	Campbell-20	Werrick-18	Hibbard-65
Oct. 8	- / 13	at Clemson *	L 0-3	2-15, 5-15, 7-15	Werrick-13	Dipert/Hibbard-7	Hibbard-27
Oct. 9	- / -	at Georgia Tech *	L 0-3	7-15, 14-16, 7-15	Werrick-13	Three tied with-8	Hibbard-33
Oct. 11	- / -	vs. Florida A&M	W 3-0	15-12, 15-8, 15-9	Werrick-22	Werrick-8	Hibbard-48
Oct. 15	- / -	vs. North Carolina *	L 0-3	15-8, 15-8, 15-8	Werrick-9	Werrick-9	Werrick-21
Oct. 17	- / -	vs. NC State *	W 3-1	15-12, 16-14, 13-15, 15-0	Hibbard/Werrick-14	Werrick-16	Hibbard-46
Oct. 19	- / -	at Jacksonville	W 3-0	15-12, 15-2, 15-9	Thornton-16	Hibbard-12	Hibbard-35



# SEASON-BY-SEASON RESULTS

Oct. 22	- / -	at Virginia *	L 0-3	8-15, 13-15, 5-15	Werrick-14	Hibbard/Werrick-9	Hibbard-38
Oct. 23	- / -	at Maryland *	L 0-3	9-15, 13-15, 3-15	Werrick-11	Werrick-15	Hibbard-30
Oct. 29	- / -	vs. Duke *	L 1-3	3-15, 15-7, 13-15, 11-15	Werrick-25	Werrick-20	Visser-50
Oct. 31	- / -	vs. Wake Forest *	L 0-3	11-15, 10-15, 6-15	Campbell-10	Dipert-9	Werrick-27
Nov. 5	- / 13	vs. Clemson *	L 1-3	15-11, 3-15, 8-15, 4-15	Campbell-13	Bunch/Dipert-14	Hibbard-27
Nov. 7	- / -	vs. Georgia Tech *	L 1-3	15-10, 5-15, 15-12, 15-2	Campbell-14	Hibbard-7	Hibbard-27
Nov. 9	- / 4	at Florida	L 0-3	3-15, 5-15, 4-15	Thornton-12	Three tied with-4	Hibbard-28
Nov. 12	- / 25	at North Carolina *	L 0-3	6-15, 5-15, 13-15	Campbell-13	Sevillano-4	Hibbard-28
Nov. 13	- / -	at NC State *	L 1-3	11-15, 15-12, 10-15, 8-15	Campbell-18	Hibbard-15	Hibbard-61
Nov. 19	- / 16	vs. Clemson \$	L 0-3	4-15, 5-15, 8-15	Campbell-13	Bunch-8	Hibbard-32

*I-Florida State Classic (Tallahassee, FL)*  
*@-Northern Illinois Invitational (DeKalb, IL)*  
 \*-ACC match  
 \$-ACC Tournament (Orlando, FL)

<2000>

Head Coach:	.....	Cecile Reynaud
Overall Record:	.....	21-11
Home Record:	.....	15-5
Away Record:	.....	4-5
Neutral Record:	.....	2-1
Atlantic Coast Conference Record:	.....	9-7

Date	FS/Opp.	Opponent	Result	Scores	FSU High Kills	FSU High Digs	FSU High Assists
Sept. 1	- / -	vs. Southern Mississippi !	W 3-0	15-11, 15-2, 15-12	Sevillano-16	Pele/Werrick-8	Anderson-35
Sept. 1	- / -	vs. Florida Atlantic !	W 3-0	15-7, 15-1, 15-12	Campbell/Werrick-9	Werrick-12	Anderson-26
Sept. 2	- / -	vs. Charleston Southern !	W 3-0	15-8, 15-4, 15-4	Campbell-12	Pele-14	Anderson-37
Sept. 2	- / -	vs. Illinois !	W 3-0	15-11, 15-6, 15-6	Sevillano-19	Sevillano-10	Anderson-45
Sept. 5	- / -	vs. Alabama	W 3-2	6-15, 16-14, 15-5, 15-12, 15-13	Sevillano-21	Werrick-12	Anderson-50
Sept. 8	- / -	vs. Southeast Missouri State @	W 3-0	15-13, 15-11, 15-5	Three tied with-12	Sevillano-16	Anderson-51
Sept. 9	- / -	vs. UTEP @	W 3-2	15-11, 10-15, 13-15, 15-12, 15-13	Campbell-19	Frye-18	Anderson-58
Sept. 9	- / -	at Ball State @	L 1-3	8-15, 15-13, 11-15, 7-15	Sevillano-21	Frye-16	Anderson-76
Sept. 13	- / -	vs. Jacksonville	W 3-0	15-3, 15-6, 15-8	Campbell-16	Werrick-8	Hibbard-33
Sept. 15	- / -	vs. Samford #	W 3-0	15-2, 15-4, 15-4	Campbell-12	Azevedo/Bunch-4	Hibbard-21
Sept. 15	- / 25	vs. Notre Dame #	L 1-3	10-15, 8-15, 15-8, 15-2	Campbell-17	Sevillano-9	Anderson-56
Sept. 16	- / -	vs. Florida A&M #	W 3-0	15-5, 15-6, 15-1	Frye-12	Hibbard-10	Hibbard-33
Sept. 19	- / -	vs. UCF	W 3-1	15-7, 14-16, 15-3, 15-7	Sevillano-18	Sevillano-12	Hibbard-53
Sept. 22	- / -	at Maryland *	L 2-3	15-6, 6-15, 13-15, 15-12, 13-15	Campbell-21	Sevillano-11	Hibbard-53
Sept. 23	- / -	at Virginia *	L 1-3	9-15, 16-14, 8-15, 6-15	Werrick-17	Werrick-18	Hibbard-55
Sept. 26	- / 12	vs. Florida	L 1-3	8-15, 8-15, 16-14, 5-15	Campbell-12	Hibbard-9	Hibbard-38
Sept. 29	- / -	vs. NC State *	W 3-1	15-7, 9-15, 15-7, 15-10	Campbell-20	Sevillano-13	Hibbard-41
Oct. 1	- / -	vs. North Carolina *	L 2-3	9-15, 15-2, 15-6, 9-15, 13-15	Sevillano/Werrick-17	Werrick-17	Hibbard-56
Oct. 6	- / -	at Wake Forest *	W 3-0	15-12, 15-8, 16-14	Werrick-16	Azevedo-15	Hibbard-46
Oct. 7	- / -	at Duke *	L 2-3	19-17, 4-15, 8-15, 15-7, 8-15	Campbell-23	Sevillano-15	Hibbard-58
Oct. 11	- / -	vs. Florida A&M	W 3-0	15-5, 15-5, 15-1	Campbell-10	Frye/Pele-4	Hibbard-27
Oct. 13	- / -	vs. Georgia Tech *	L 2-3	15-9, 15-13, 6-15, 9-15, 10-15	Campbell-18	Werrick-10	Anderson-55
Oct. 15	- / -	vs. Clemson *	W 3-1	15-13, 15-6, 13-15, 15-8	Campbell-15	Hibbard-11	Hibbard-38
Oct. 20	- / -	at North Carolina *	L 1-3	10-15, 15-11, 10-15, 8-15	Werrick-15	Werrick-9	Anderson-42
Oct. 21	- / -	at NC State *	W 3-0	15-11, 15-10, 15-8	Werrick-17	Werrick-15	Hibbard-54
Oct. 27	- / -	vs. Virginia *	W 3-2	15-4, 13-15, 16-14, 7-15, 15-13	Bunch-23	Werrick-20	Anderson-35
Oct. 29	- / -	vs. Maryland *	W 3-0	15-10, 15-12, 15-3	Werrick-15	Werrick-13	Anderson-47
Nov. 3	- / -	vs. Wake Forest *	W 3-2	15-8, 1-15, 8-15, 15-7, 18-16	Campbell/Werrick-14	Anderson-20	Anderson-50
Nov. 5	- / -	vs. Duke *	L 1-3	15-6, 8-15, 11-15, 14-16			
Nov. 10	- / -	at Georgia Tech *	W 3-1	15-11, 15-5, 9-15, 15-10	Campbell-22	Three tied with-15	Anderson-64
Nov. 11	- / -	at Clemson *	W 3-1	15-4, 6-15, 15-6, 15-9	Bunch-16	Werrick-22	Anderson-42
Nov. 16	- / -	vs. Duke \$	L 1-3	14-16, 10-15, 15-4, 10-15	Campbell-16	Werrick-25	Anderson-49

*I-Florida State Classic (Tallahassee, FL)*  
*@-Ball State Tournament (Muncie, IN)*  
 #-Lady Seminole Classic (Tallahassee, FL)  
 \*-ACC match  
 \$-ACC Tournament (Winston-Salem, NC)

<2001>

Head Coach:	.....	Cecile Reynaud
Overall Record:	.....	17-12
Home Record:	.....	9-3
Away Record:	.....	5-6
Neutral Record:	.....	3-3
Atlantic Coast Conference Record:	.....	10-6

Date	FS/Opp.	Opponent	Result	Scores	FSU High Kills	FSU High Digs	FSU High Assists
Aug. 31	- / -	vs. Fresno State !	W 3-2	32-30, 37-35, 31-33, 30-32, 18-16	Campbell-29	Sevillano-17	Anderson-66



# SEASON-BY-SEASON RESULTS

Sept. 1	- / -	vs. Northern Arizona !	L 2-3	22-30, 30-17, 30-20, 29-31, 13-15	Campbell-18	Frye-22	Anderson-46
Sept. 1	- / 17	at Pepperdine !	L 0-3	21-30, 24-30, 29-31	Campbell/Sevillano-13	Omar-10	Anderson-32
Sept. 7	- / 18	at Texas A&M @	L 0-3	25-30, 18-30, 19-30	Campbell-15	Frye-13	Anderson-34
Sept. 8	- / 25	vs. Texas @	L 1-3	20-30, 34-32, 29-31, 21-30	Sevillano-19	Frye-17	Anderson-48
Sept. 18	- / -	vs. South Florida	L 1-3	29-31, 30-28, 24-30, 24-30	Campbell-21	Campbell-22	Anderson-53
Sept. 21	- / -	at Clemson *	W 3-1	30-23, 30-32, 30-26, 30-23	Campbell-20	Bunch-17	Anderson-65
Sept. 22	- / -	at Georgia Tech *	L 0-3	25-30, 26-30, 24-30	Campbell-13	Sevillano-10	Anderson-43
Sept. 28	- / -	vs. Maryland *	L 2-3	30-24, 28-30, 30-22, 24-30, 13-15	Campbell-22	Bunch-15	Anderson-60
Sept. 30	- / -	vs. Virginia *	W 3-0	30-21, 30-26, 30-15	Four tied with-12	Sevillano-14	Anderson-45
Oct. 2	- / -	vs. Miami	W 3-0	30-16, 30-16, 30-21	Campbell-14	Bunch-12	Anderson-42
Oct. 5	- / -	at North Carolina *	L 2-3	22-30, 28-30, 30-20, 34-32, 13-15	Campbell-17	Campbell-17	Anderson-55
Oct. 6	- / -	at NC State *	W 3-1	28-30, 30-13, 30-16, 30-14	Bunch-16	Bunch-10	Anderson-45
Oct. 9	- / -	vs. Florida A&M	W 3-1	30-19, 31-33, 30-19, 32-30	Sevillano-18	Sevillano-16	Anderson-49
Oct. 12	- / -	vs. Duke *	L 0-3	25-30, 23-30, 24-30	Campbell/Frye-7	Omar-10	Anderson-29
Oct. 14	- / -	vs. Wake Forest *	W 3-0	31-29, 30-22, 30-25	Sevillano-15	Bunch/Sevillano-8	Anderson-43
Oct. 19	- / -	at Virginia *	W 3-1	26-30, 30-20, 30-26, 30-21	Campbell-18	Bunch-19	Anderson-50
Oct. 20	- / -	at Maryland *	W 3-2	30-28, 29-31, 30-27, 25-30, 15-9	Campbell-29	Anderson-16	Anderson-63
Oct. 23	- / -	at Jacksonville	W 3-0	30-17, 30-21, 30-19	Campbell-20	Bunch/Frye-10	Anderson-43
Oct. 26	- / -	vs. Clemson *	W 3-0	30-28, 30-23, 30-14	Bunch-16	Sevillano-13	Anderson-42
Oct. 28	- / -	vs. Georgia Tech *	W 3-2	25-30, 21-30, 30-24, 30-26, 15-12	Campbell-22	Anderson-14	Anderson-43
Nov. 2	- / -	at Duke *	L 1-3	27-30, 28-30, 30-20, 28-30	Campbell-19	Sevillano-14	Anderson-54
Nov. 3	- / -	at Wake Forest *	L 2-3	30-21, 30-26, 28-30, 27-30, 8-15	Campbell-20	Sevillano-17	Anderson-55
Nov. 6	- / -	vs. UCF	W 3-1	30-16, 27-30, 30-17, 30-22	Campbell-17	Sevillano-16	Anderson-47
Nov. 9	- / -	vs. North Carolina *	W 3-0	30-20, 30-28, 30-24	Campbell-17	Bunch-12	Anderson-43
Nov. 11	- / -	vs. NC State *	W 3-0	30-16, 30-15, 30-25	Bunch-20	Sevillano-8	Anderson-45
Nov. 15	- / -	vs. Wake Forest \$	W 3-0	30-23, 30-26, 30-27	Campbell-17	Bunch-10	Anderson-46
Nov. 17	- / -	vs. Duke \$	W 3-1	32-30, 30-21, 13-30, 30-20	Campbell-19	Frye/Sevillano-10	Anderson-57
Nov. 18	- / -	vs. North Carolina \$	L 1-3	20-30, 27-30, 30-28, 23-30	Campbell-18	Sevillano-20	Anderson-55

*!-Pepperdine Tournament (Malibu, CA)*

*@-Texas A&M Tournament (College Station, TX)*

*\*-ACC match*

*\$\$-ACC Tournament (Tallahassee, FL)*

<2002>

Head Coach:	.....	Todd Kress
Overall Record:	.....	21-13
Home Record:	.....	12-2
Away Record:	.....	5-8
Neutral Record:	.....	4-3
Atlantic Coast Conference Record:	.....	10-6

Date	FS/Opp.	Opponent	Result	Scores	FSU High Kills	FSU High Digs	FSU High Assists
Aug. 30	- / -	at Illinois State !	L 0-3	27-30, 30-32, 24-30	Frye-12	Rust-9	Anderson-39
Aug. 31	- / -	vs. Alabama !	L 1-3	26-30, 30-27, 30-19, 30-28	Frye-12	Orlowski-9	Anderson-31
Aug. 31	- / -	vs. Marshall !	W 3-0	32-30, 30-23, 30-21	Sevillano-12	Bunch/Orlowski-8	Anderson-39
Sept. 4	- / -	vs. Jacksonville	W 3-0	30-21, 30-19, 30-23	Bunch-11	Anderson-7	Anderson-34
Sept. 10	- / -	vs. Oregon	W 3-0	30-23, 30-28, 30-28	Frye-17	Anderson/Bunch-6	Anderson-46
Sept. 13	- / -	vs. Miami @	L 2-3	30-28, 30-25, 29-31, 30-32, 10-15	Sevillano-28	Orlowski-18	Anderson-67
Sept. 13	- / -	at Florida International @	W 3-2	30-18, 30-26, 32-34, 28-30, 15-13	Sevillano-15	Orlowski-12	Anderson-52
Sept. 14	- / -	vs. IUPUI @	W 3-0	30-20, 30-23, 30-18	Three tied with-9	Orlowski-15	Anderson-40
Sept. 20	- / -	vs. Louisiana-Lafayette #	W 3-2	30-27, 20-30, 21-30, 30-26, 15-13	Sevillano-17	Three tied with-8	Anderson-53
Sept. 20	- / -	vs. LSU #	W 3-2	22-30, 30-24, 30-24, 27-30, 15-13	Frye-21	Orlowski-11	Anderson-71
Sept. 21	- / -	vs. Brown #	W 3-0	30-25, 30-25, 30-19	Sevillano-14	Orlowski-9	Anderson-43
Sept. 24	- / 3	at Florida	L 1-3	30-25, 24-30, 18-30, 26-30	Bunch/Frye-16	Frye-12	Anderson-52
Sept. 27	- / -	vs. Wake Forest *	W 3-1	30-20, 28-30, 30-23, 30-18	Frye-20	Anderson-10	Anderson-56
Sept. 28	- / -	vs. Duke *	W 3-1	19-30, 31-29, 30-25, 30-19	Frye-19	Frye-12	Anderson-52
Oct. 5	- / -	at Clemson *	L 2-3	23-30, 30-28, 28-30, 30-25, 15-17	Frye-20	Sevillano-13	Anderson-71
Oct. 6	- / 23	at Georgia Tech *	L 2-3	23-30, 18-30, 31-29, 32-30, 12-15	Frye-22	Pele-12	Anderson-58
Oct. 11	- / -	vs. Virginia *	W 3-1	30-23, 23-30, 30-16, 30-27	Bunch-19	Pele-14	Anderson-52
Oct. 12	- / -	vs. Maryland *	W 3-2	29-31, 30-27, 30-27, 25-30, 16-14	Bunch-19	Sevillano/Pele-15	Anderson-64
Oct. 16	- / -	vs. Florida A&M	W 3-0	30-25, 30-22, 30-22	Frye-14	Frye-9	Anderson-39
Oct. 19	- / -	at Duke *	L 0-3	23-30, 20-30, 28-30	Frye-14	Frye-14	Anderson-40
Oct. 20	- / -	at Wake Forest *	W 3-1	32-34, 30-18, 30-25, 30-26	Frye-16	Pele-17	Anderson-62
Oct. 25	- / -	vs. NC State *	W 3-0	30-19, 30-20, 30-21	Carr-12	Anderson/Frye-6	Anderson-39
Oct. 27	- / 11	vs. North Carolina *	W 3-2	26-30, 26-30, 30-27, 30-22	Carr/Sevillano-17	Frye/Omar-12	Anderson-64
Oct. 29	- / -	at South Florida	L 2-3	30-23, 28-30, 28-30, 30-27, 4-15	Frye-20	Frye/Pele-15	Anderson-59
Nov. 2	- / -	at Maryland *	W 3-1	30-25, 20-30, 30-23, 30-27	Frye-16	Sevillano-16	Anderson-58
Nov. 3	- / -	at Virginia *	W 3-0	30-24, 30-13, 30-25	Frye/Hough-12	Anderson-12	Anderson-43
Nov. 8	- / 24	vs. Georgia Tech *	L 0-3	26-30, 26-30, 16-30	Bunch-13	Frye/Sevillano-7	Anderson-35
Nov. 9	- / -	vs. Clemson *	L 1-3	30-24, 28-30, 28-30, 30-26	Sevillano-22	Frye-9	Anderson-63
Nov. 15	- / -	at NC State *	W 3-0	30-24, 30-18, 30-19	Sevillano-16	Omar/Sevillano-12	Anderson-55
Nov. 16	- / 12	at North Carolina *	L 0-3	22-30, 22-30, 21-30	Bunch/Hough-9	Frye-10	Anderson-36



# SEASON-BY-SEASON RESULTS

Nov. 22	- / -	vs. Clemson \$	W 3-2	29-31, 30-23, 30-28, 30-32, 17-15	Bunch-28	Sevillano-18	Anderson-87
Nov. 23	- / 12	vs. North Carolina \$	W 3-0	30-23, 30-25, 30-23	Bunch-21	Frye-13	Anderson-51
Nov. 24	- / 20	at Georgia Tech \$	L 1-3	23-30, 23-30, 30-23, 19-30	Frye-13	Sevillano-15	Anderson-41
Dec. 6	- / -	vs. South Florida ^	L 0-3	21-30, 19-30, 28-30	Bunch-12	Anderson/Pele-7	Anderson-33

*I-Illinois State Tournament (Normal, IL)*  
*@-Florida International Tournament (Miami, FL)*  
*#-Florida State Invitational (Tallahassee, FL)*  
*\*-ACC match*  
*\$-ACC Tournament (Atlanta, GA)*  
*^-NCAA Tournament (Gainesville, FL)*

## <2003>

Head Coach:	.....	Todd Kress
Overall Record:	.....	16-17
Home Record:	.....	10-5
Away Record:	.....	2-9
Neutral Record:	.....	4-3
Atlantic Coast Conference Record:	.....	5-11

Date	FS/Opp.	Opponent	Result	Scores	FSU High Kills	FSU High Digs	FSU High Assists
Aug. 29	- / -	vs. Florida Atlantic !	W 3-0	30-21, 30-23, 30-21	Rust-15	Anderson/Omar-10	Anderson-31
Aug. 29	- / 15	vs. Kansas State !	L 0-3	19-30, 24-30, 20-30	Carr-9	Omar-13	Anderson-20
Aug. 30	- / -	vs. Michigan !	W 3-1	30-22, 30-25, 21-30, 30-21	Carr-10	Carr/McLaughlin-8	Anderson-22
Sept. 5	- / -	vs. Louisiana Tech @	W 3-0	30-18, 30-28, 30-25	Carr-15	McLaughlin-7	Anderson-30
Sept. 5	- / -	vs. Arkansas State @	W 3-1	30-21, 29-31, 30-23, 34-32	McLaughlin-18	Anderson/Pele-16	Anderson-46
Sept. 6	- / 8	vs. Pepperdine @	L 0-3	20-30, 23-30, 24-30	Carr-9	Griffin-9	Skower-14
Sept. 12	- / -	vs. St. Mary's College #	L 2-3	16-30, 24-30, 30-26, 30-27, 10-15	Hill-15	Pele-13	Skower-45
Sept. 13	- / -	vs. Houston #	W 3-1	23-30, 30-24, 30-20, 30-21	Santos-14	Pele-11	Anderson-33
Sept. 13	- / -	at UC-Irvine #	L 2-3	30-28, 27-30, 27-30, 30-24, 7-15	McLaughlin-18	McLaughlin-12	Anderson-27
Sept. 19	- / -	vs. Jacksonville %	W 3-0	30-12, 30-28, 30-12	Rust-17	Pele-11	Anderson-24
Sept. 19	- / -	vs. Miami %	W 3-1	30-28, 28-30, 30-26, 30-25	McLaughlin-16	Pele-12	Skower-23
Sept. 20	- / -	vs. Eastern Kentucky %	W 3-1	30-23, 30-23, 30-23	Carr-14	Griffin-12	Skower-19
Sept. 26	- / -	at NC State *	W 3-1	30-28, 27-30, 30-28, 30-21	Griffin/McLaughlin-13	McLaughlin-19	Anderson-37
Sept. 27	- / -	at North Carolina *	L 2-3	14-30, 30-28, 30-27, 22-30, 9-15	Anthony/Griffin-16	Pele-22	Anderson-55
Oct. 3	- / -	vs. Duke *	L 0-3	24-30, 27-30, 29-31	Rust-14	McLaughlin-8	Anderson-24
Oct. 4	- / -	vs. Wake Forest *	L 1-3	18-30, 30-27, 19-30, 23-30	McLaughlin-10	Pele-14	Anderson-20
Oct. 10	- / -	at Virginia *	L 1-3	28-30, 31-29, 25-30, 28-30	McLaughlin-15	Pele-18	Anderson-47
Oct. 11	- / -	at Maryland *	L 0-3	12-30, 20-30, 27-30	McLaughlin-10	Pele-7	Anderson-21
Oct. 14	- / -	at UCF	W 3-1	31-29, 28-30, 32-30, 30-27	Griffin-18	Pele-16	Skower-29
Oct. 17	- / -	vs. Clemson *	W 3-2	30-21, 22-30, 20-30, 30-27, 15-6	McLaughlin-18	Pele-21	Anderson-32
Oct. 18	- / 4	vs. Georgia Tech *	L 0-3	30-32, 24-30, 22-30	Rust-11	McLaughlin-11	Anderson-21
Oct. 24	- / -	at Duke *	L 1-3	31-29, 23-30, 19-30, 23-30	Carr-14	Pele-21	Anderson-22
Oct. 25	- / -	at Wake Forest *	L 0-3	28-30, 26-30, 21-30	McLaughlin-16	McLaughlin-7	Skower-19
Oct. 29	- / -	vs. South Florida	W 3-0	30-23, 30-25, 30-20	Rust-18	McLaughlin/Pele-7	Anderson-31
Oct. 31	- / -	vs. North Carolina *	W 3-0	30-21, 30-27, 30-25	McLaughlin-14	Pele-16	Skower-24
Nov. 1	- / -	vs. NC State *	W 3-0	30-19, 30-27, 30-14	Carr-13	Three tied with-6	Anderson-36
Nov. 7	- / -	at Clemson *	L 1-3	30-25, 22-30, 21-30, 25-30	Anthony-15	Pele/Rust-12	Anderson-29
Nov. 8	- / 7	at Georgia Tech *	L 0-3	16-30, 29-31, 22-30	Rust-16	McLaughlin/Rust-11	Anderson-21
Nov. 14	- / -	vs. Maryland *	L 2-3	30-27, 30-22, 27-30, 20-30, 16-18	Anthony/Rust-17	Pele-11	Anderson-30
Nov. 16	- / -	vs. Virginia *	W 3-2	30-20, 13-30, 20-30, 30-19, 15-12	Carr-15	Pele-15	Anderson/Skower-25
Nov. 20	- / -	vs. NC State \$	W 3-0	30-22, 30-23, 30-20	Rust-19	Pele-17	Anderson-23
Nov. 21	- / 6	vs. Georgia Tech \$	L 1-3	23-30, 31-29, 19-30, 27-30	McLaughlin-14	Rust-19	Anderson-24
Nov. 28	- / -	at Georgia ^	L 1-3	23-30, 26-30, 30-28, 28-30	Rust-20	Rust-14	Anderson-33

*!-FSU Invitational (Tallahassee, FL)*  
*@-Century Telephone/R. Beasley Tournament (San Marcos, TX)*  
*#-Sunset Classic (Irvine, CA)*  
*%-FSU Classic (Tallahassee, FL)*  
*\*-ACC match*  
*\$-ACC Tournament (Orlando, FL)*  
*^-NCAA Tournament (Athens, GA)*

## <2004>

Head Coach:	.....	Todd Kress
Overall Record:	.....	18-11
Home Record:	.....	11-5
Away Record:	.....	5-5
Neutral Record:	.....	2-1
Atlantic Coast Conference Record:	.....	9-7

Date	FS/Opp.	Opponent	Result	Scores	FSU High Kills	FSU High Digs	FSU High Assists
Sept. 3	- / -	vs. Sam Houston State !	W 3-2	25-30, 24-30, 30-25, 30-18, 15-12	Rust-14	Weissing-14	Skower-55



# SEASON-BY-SEASON RESULTS

Sept. 3	-/-	vs. Stetson !	W 3-0	30-14, 30-11, 30-13	Rust-12	Griffin/Weissing-8	Skower-37
Sept. 4	-/-	vs. South Alabama !	W 3-0	30-17, 30-22, 30-13	Am. Santos-12	Weissing-10	Skower-43
Sept. 10	-/-	vs. Oakland @	W 3-0	30-17, 30-21, 30-19	Am. Santos-9	Skower-12	Skower-34
Sept. 11	-/-	vs. Eastern Michigan @	W 3-0	30-22, 30-28, 33-31	Carr-11	McLaughlin/Weissing-13	Skower-50
Sept. 11	-/-	at Michigan @	L 0-3	25-30, 22-30, 21-30	Am. Santos-8	Weissing-11	Skower-30
Sept. 14	-/5	vs. Florida	L 1-3	30-27, 16-30, 23-30, 18-30	Rust-12	Three tied with-11	Skower-43
Sept. 17	-/-	vs. George Mason #	L 2-3	27-30, 32-30, 30-28, 23-30, 13-15	Rust-15	Rust-16	Skower-57
Sept. 18	-/-	vs. Troy #	W 3-0	30-20, 30-13, 30-18	Anthony-13	McLaughlin-10	Hill-36
Sept. 19	-/-	vs. Winthrop	W 3-1	30-23, 27-30, 30-24, 30-19	Rust-13	Weissing-17	Skower-51
Sept. 23	-/-	at Virginia Tech *	L 2-3	30-23, 30-27, 29-31, 29-31, 9-15	Am. Santos-18	Weissing-21	Skower-47
Sept. 24	-/-	at Miami *	L 0-3	28-30, 29-31, 24-30	An. Santos-9	Weissing-13	Skower-44
Oct. 1	-/-	vs. Duke *	L 2-3	37-35, 27-30, 30-23, 26-30, 13-15	McLaughlin-17	Weissing-17	Skower-54
Oct. 2	-/-	vs. Wake Forest *	W 3-0	30-20, 41-39, 30-26	Rust-17	Weissing-19	Skower-46
Oct. 8	-/-	at Maryland *	W 3-1	26-30, 30-19, 30-25, 30-28	Rust-19	Rust-15	Skower-58
Oct. 9	-/-	at Virginia *	L 1-3	26-30, 22-30, 30-27, 26-30	Scott-14	Weissing/Rust-9	Skower-53
Oct. 12	-/-	vs. UCF	W 3-0	30-12, 30-25, 30-21	Rust-13	Weissing-12	Skower-34
Oct. 15	-/-	vs. North Carolina *	W 3-1	30-27, 30-25, 27-30, 30-28	Rust-29	Weissing-23	Skower-66
Oct. 17	-/-	vs. NC State *	W 3-0	30-7, 30-23, 30-23	Rust-10	Skower/Rust-6	Skower-32
Oct. 20	-/-	vs. Miami *	L 2-3	30-19, 21-30, 24-30, 30-27, 10-15	Three tied with-14	Rust-15	Skower-54
Oct. 22	-/-	vs. Virginia Tech *	W 3-0	30-17, 30-14, 30-19	Rust-12	Griffin/Weissing-10	Skower-28
Oct. 29	-/-	at Georgia Tech *	L 1-3	23-30, 28-30, 31-29, 25-30	Rust-23	Weissing-20	Skower-50
Oct. 30	-/-	at Clemson *	W 3-1	30-28, 30-32, 31-29, 30-25	Rust-20	Weissing-21	Skower-66
Nov. 2	-/-	at South Florida	W 3-0	30-24, 30-27, 30-19	Am. Santos/Anthony-12	Skower-7	Skower-42
Nov. 5	-/-	vs. Virginia *	W 3-2	25-30, 30-27, 23-30, 30-27, 15-12	Rust-18	Weissing-26	Skower-63
Nov. 7	-/-	vs. Maryland *	L 2-3	30-26, 30-19, 24-30, 24-30, 10-15	Rust-15	Hill-15	Skower-56
Nov. 12	-/-	at NC State *	W 3-0	30-28, 30-20, 30-15	Scott-14	Weissing-15	Skower-46
Nov. 13	-/-	at North Carolina *	W 3-1	30-27, 30-21, 28-30, 30-19	Rust-17	Weissing-32	Skower-67
Nov. 19	-/-	vs. North Carolina \$	L 0-3	17-30, 31-33, 24-30	Carr-11	Rust-12	Skower-43

I-FSU Invitational (Tallahassee, FL)  
 @-Michigan/Pepsi Classic (Ann Arbor, MI)  
 #-FSU Classic (Tallahassee, FL)  
 \*-ACC match  
 \$-ACC Tournament (Charlottesville, Va.)

<2005>

Head Coach:	.....	Todd Kress
Overall Record:	.....	13-17
Home Record:	.....	7-8
Away Record:	.....	6-7
Neutral Record:	.....	0-2
Atlantic Coast Conference Record:	.....	11-11

Date	FS/Opp.	Opponent	Result	Scores	FSU High Kills	FSU High Digs	FSU High Assists
Sept. 2	-/-	vs. Mercer !	W 3-0	30-24, 30-14, 30-23	Royster-Crockett-16	Weissing-13	Skower-22
Sept. 2	-/-	vs. South Carolina !	L 1-3	21-30, 30-22, 17-30, 23-30	Rust-15	Royster-Crockett-14	Tomic-25
Sept. 3	-/-	vs. Pittsburgh !	L 2-3	30-19, 16-30, 25-30, 30-24, 13-15	Rust-19	Weissing-27	Tomic-30
Sept. 9	-/24	at Kansas State @	L 0-3	24-30, 17-30, 22-30	Rust-7	Weissing-7	Skower-20
Sept. 10	-/5	vs. Minnesota @	L 0-3	22-30, 26-30, 15-30	Scott-7	Weissing-14	Skower-29
Sept. 10	-/-	vs. Houston @	L 2-3	26-30, 30-28, 28-30, 30-23, 10-15	Rust-21	Weissing-16	Skower-72
Sept. 14	-/-	vs. South Florida	W 3-1	23-30, 30-22, 30-25, 30-28	Royster-Crockett-15	Royster-Crockett-15	Skower-51
Sept. 19	-/6	at Florida	L 0-3	20-30, 23-30, 16-30	Rust-9	Weissing-14	Skower-23
Sept. 23	-/-	at Maryland *	L 0-3	17-30, 15-30, 23-30	Rust-10	Weissing-9	Skower-27
Sept. 24	-/-	at Boston College *	W 3-1	30-24, 25-30, 30-25, 30-28	Rust-16	Weissing-23	Skower-55
Sept. 30	-/-	vs. Georgia Tech *	L 2-3	30-27, 27-30, 30-19, 27-30, 12-15	An. Santos-17	Rust/Weissing-13	Skower-54
Oct. 2	-/-	vs. Clemson *	L 2-3	30-23, 30-32, 28-30, 30-20, 13-15	An. Santos/Rust-16	Weissing-28	Skower-57
Oct. 7	-/-	at North Carolina *	L 1-3	28-30, 33-31, 21-30, 27-30	An. Santos-15	Weissing-21	Skower-48
Oct. 8	-/-	at NC State *	W 3-0	30-24, 30-23, 30-28	Rust-16	Weissing-16	Skower-46
Oct. 11	-/-	vs. Miami *	L 1-3	36-34, 21-30, 26-30, 29-31	Scott-14	Rust-14	Skower-48
Oct. 14	-/-	vs. Virginia Tech *	W 3-0	30-22, 30-16, 30-25	An. Santos-16	Rust-14	Skower-45
Oct. 15	-/-	vs. Virginia *	L 1-3	23-30, 30-23, 24-30, 18-30	Scott/Royster-Crockett-11	Weissing-23	Skower-33
Oct. 20	-/-	at Duke *	L 0-3	21-30, 23-30, 28-30	An. Santos-11	Weissing-15	Skower-16
Oct. 21	-/-	at Wake Forest *	L 0-3	26-30, 29-31, 24-30	An. Santos-14	Weissing-20	Tomic-20
Oct. 28	-/-	vs. Boston College *	W 3-2	30-17, 27-30, 30-23, 30-32, 15-7	An. Santos-20	Weissing-30	Tomic-30
Oct. 30	-/-	vs. Maryland *	L 1-3	27-30, 25-30, 30-14, 22-30	Thompson-17	Griffin-10	Skower-33
Nov. 4	-/-	at Clemson *	W 3-1	30-27, 17-30, 30-26, 30-22	Thompson-20	Weissing-18	Tomic-26
Nov. 5	-/-	at Georgia Tech *	W 3-0	30-24, 30-25, 30-25	Rust-11	Weissing-19	Tomic-20
Nov. 11	-/-	at Virginia *	L 2-3	18-30, 30-26, 30-27, 28-30, 9-15	An. Santos-21	Weissing-23	Tomic-36
Nov. 12	-/-	at Virginia Tech *	W 3-0	30-14, 30-23, 30-23	Rust-14	Weissing-14	Tomic-25
Nov. 15	-/-	at Miami *	W 3-2	24-30, 31-29, 30-32, 34-32, 15-13	An. Santos-20	Weissing-21	Skower-42
Nov. 18	-/-	vs. NC State *	W 3-0	30-27, 30-24, 30-19	An. Santos-17	Weissing-10	Skower-21
Nov. 20	-/-	vs. North Carolina *	W 3-2	27-30, 24-30, 30-24, 30-27, 19-17	An. Santos-18	Weissing-28	Tomic-35
Nov. 23	-/-	vs. Duke *	L 2-3	30-28, 23-30, 30-19, 19-30, 8-15	Thompson-14	Weissing-20	Tomic-26



# SEASON-BY-SEASON RESULTS

Nov. 25 - / - vs. Wake Forest \* W 3-0 30-25, 30-26, 30-28 Thompson-20 Rust-14 Skower-27  
 I-FSU Invitational (Tallahassee, FL)  
 @-Varney's Kansas State Invitational (Manhattan, KS)  
 \*ACC match

<2006>

Head Coach: ..... Todd Kress  
 Overall Record: .....19-12  
 Home Record: .....9-6  
 Away Record: .....9-4  
 Neutral Record: .....1-2  
 Atlantic Coast Conference Record: .....13-9

Date	FS/Opp.	Opponent	Result	Scores	FSU High Kills	FSU High Digs	FSU High Assists
Aug. 25	- / -	vs. Mississippi Valley State	W 3-0	30-13, 30-10, 30-18	Three tied with-9	Tomic/Weissing-7	Tomic-24
Aug. 25	- / -	at Mercer	W 3-0	30-18, 30-28, 30-17	Wessel-12	Weissing-14	Tomic-38
Sept. 1	- / -	vs. Stetson !	W 3-0	30-20, 30-14, 30-13	Thompson-17	Weissing-11	Baker-28
Sept. 2	- / -	vs. South Alabama !	W 3-0	30-18, 30-17, 30-13	Wessel-13	Weissing-11	Tomic-23
Sept. 2	- / -	vs. Eastern Illinois !	W 3-0	30-12, 30-23, 30-24	Griffin-12	Weissing-16	Tomic-31
Sept. 8	- / 10	vs. Southern Cal @	L 0-3	22-30, 22-30, 26-30	Barry-11	Weissing-12	Tomic-35
Sept. 8	- / -	vs. St. John's @	L 1-3	30-25, 26-30, 23-30, 26-30	Thompson-16	Weissing-13	Tomic-39
Sept. 9	- / -	at South Carolina @	W 3-2	30-28, 21-30, 30-17, 28-30, 15-13	Thompson-21	Griffin-9	Tomic-56
Sept. 12	- / 6	vs. Florida	L 1-3	26-30, 30-27, 24-30, 24-30	Thompson-15	Weissing-16	Tomic-49
Sept. 19	- / -	at Miami *	W 3-2	27-30, 30-24, 22-30, 30-12, 15-12	Wessel-19	Weissing-18	Tomic-57
Sept. 22	- / -	vs. Maryland *	W 3-0	30-12, 30-28, 30-24	Thompson-16	Weissing-20	Tomic-49
Sept. 24	- / -	vs. Boston College *	W 3-1	30-24, 20-30, 30-21, 30-22	Thompson-16	Griffin-13	Tomic-53
Sept. 29	- / -	at Georgia Tech *	W 3-2	30-23, 32-30, 15-30, 27-30, 15-9	Thompson-18	Weissing-14	Tomic-57
Sept. 30	- / -	at Clemson *	L 0-3	30-32, 27-30, 30-32	Thompson-18	Weissing-23	Tomic-45
Oct. 6	- / -	vs. North Carolina *	W 3-0	30-23, 30-27, 30-21	Thompson-14	Weissing-18	Tomic-38
Oct. 7	- / -	vs. NC State *	W 3-0	30-5, 30-20, 30-21	Barry-12	Weissing-17	Tomic-37
Oct. 13	- / -	at Virginia Tech *	W 3-1	30-25, 30-26, 26-30, 31-29	Thompson-23	Weissing-22	Tomic-55
Oct. 14	- / -	at Virginia *	W 3-0	30-26, 30-27, 32-30	Barry/BonSalle-13	Weissing-13	Tomic-47
Oct. 17	- / -	vs. Miami *	L 2-3	30-27, 30-16, 22-30, 28-30, 9-15	Thompson-21	Weissing-10	Tomic-48
Oct. 20	- / -	vs. Wake Forest *	W 3-0	30-21, 30-20, 30-24	Thompson-16	Weissing-15	Tomic-42
Oct. 22	- / -	vs. Duke *	L 0-3	21-30, 20-30, 27-30	Thompson-8	Weissing-11	Tomic-22
Oct. 27	- / -	at Boston College *	W 3-0	30-21, 30-27, 30-15	Skower-14	Weissing-15	Tomic-30
Oct. 29	- / -	at Maryland *	L 2-3	28-30, 30-23, 30-24, 19-30, 13-15	Thompson-19	Weissing-20	Tomic-57
Nov. 3	- / -	vs. Clemson *	L 0-3	16-30, 21-30, 21-30	Three tied with-8	Weissing-13	Tomic-20
Nov. 5	- / -	vs. Georgia Tech *	L 1-3	30-27, 26-30, 25-30, 26-30	Barry-16	Weissing-14	Baker-57
Nov. 10	- / -	vs. Virginia *	L 2-3	28-30, 22-30, 30-23, 30-24, 14-16	Thompson-26	Tomic-19	Tomic-47
Nov. 12	- / -	vs. Virginia Tech *	W 3-0	30-13, 30-26, 30-23	Thompson-13	Crawford-8	Tomic-35
Nov. 16	- / -	at North Carolina *	L 0-3	27-30, 26-30, 32-34	BonSalle-14	Weissing-23	Tomic-37
Nov. 17	- / -	at NC State *	W 3-1	26-30, 30-18, 30-15, 33-31	Thompson-24	Weissing-37	Tomic-55
Nov. 21	- / -	at Wake Forest *	W 3-0	30-16, 30-28, 30-18	Thompson-14	Weissing-13	Tomic-39
Nov. 22	- / 25	at Duke *	L 0-3	23-30, 24-30, 29-31	Griffin-11	Weissing-17	Tomic-29

I-FSU Invitational (Tallahassee, FL)  
 @-Gamecock Invitational (Columbia, SC)  
 \*ACC match

<2007>

Head Coach: ..... Todd Kress  
 Overall Record: .....16-14  
 Home Record: .....10-2  
 Away Record: .....4-9  
 Neutral Record: .....2-3  
 Atlantic Coast Conference Record: .....13-9

Date	FS/Opp.	Opponent	Result	Scores	FSU High Kills	FSU High Digs	FSU High Assists
Aug. 25	- / -	vs. UNC Asheville !	W 3-0	30-11, 30-23, 30-22	Djuric-19	Weissing-12	Rosenthal-41
Aug. 25	- / -	vs. TCU !	W 3-1	30-25, 23-30, 30-16, 30-27	Djuric-19	Weissing-13	Rosenthal-58
Aug. 31	- / -	vs. Missouri State @	L 2-3	23-30, 27-30, 30-24, 30-17, 11-15	BonSalle-17	Weissing-13	Rosenthal-46
Sept. 1	- / -	vs. Kansas @	W 3-1	22-30, 30-20, 30-27, 30-16	Barry-11	Weissing-13	Baker-33
Sept. 1	- / -	at Michigan State @	L 0-3	27-30, 19-30, 22-30	Djuric-8	Weissing-9	Rosenthal-20
Sept. 5	- / 6	at Florida	L 1-3	30-24, 11-30, 21-30, 21-30	Thompson-18	Weissing-15	Rosenthal-30
Sept. 7	- / 8	vs. Washington #	L 0-3	17-30, 15-30, 25-30	Barry-10	Weissing-13	Baker-16
Sept. 8	- / -	at Long Beach State #	L 0-3	22-30, 28-30, 23-30	Barry-13	Weissing-18	Rosenthal-34
Sept. 14	- / -	vs. Miami *	W 3-0	30-17, 30-24, 30-22	Djuric-13	Weissing-10	Baker-28
Sept. 20	- / -	at Virginia *	L 1-3	30-28, 24-30, 27-30, 20-30	Djuric-21	Weissing-16	Baker-35
Sept. 21	- / -	at Virginia Tech *	L 0-3	26-30, 24-30, 27-30	BonSalle-13	Weissing-15	Rosenthal-46
Sept. 28	- / 14	vs. Duke *	L 0-3	24-30, 18-30, 26-30	Djuric-11	Weissing-10	Baker-31
Sept. 30	- / -	vs. Wake Forest *	W 3-2	28-30, 30-25, 30-27, 29-31, 15-11	Barry/Djuric-18	Weissing-20	Baker-64
Oct. 5	- / -	vs. Georgia Tech *	W 3-1	30-21, 32-30, 20-30, 30-24	Thompson-19	Weissing-16	Baker-59



# SEASON-BY-SEASON RESULTS

Oct. 7	-/-	vs. Clemson *	L 0-3	23-30, 28-30, 27-30	Djuric-14	Weissing-12	Baker-44
Oct. 12	-/-	at Maryland *	L 1-3	30-26, 28-30, 28-30, 18-30	Djuric-22	Weissing-16	Baker-28
Oct. 13	-/-	at Boston College *	L 2-3	30-17, 30-18, 29-31, 20-30, 7-15	Thompson-19	Baker/Weissing-13	Baker-36
Oct. 19	-/-	at North Carolina *	W 3-2	34-32, 25-30, 23-30, 30-24, 16-14	Djuric-25	Weissing-26	Baker-59
Oct. 20	-/-	at NC State *	W 3-0	30-18, 30-22, 30-25	Djuric-18	Weissing-20	Baker-44
Oct. 23	-/-	at Miami *	W 3-1	30-28, 30-24, 25-30, 30-23	Djuric/Barry-17	Weissing-20	Baker-48
Oct. 26	-/-	vs. Virginia Tech *	W 3-1	30-21, 25-30, 30-28, 30-24	Thompson-17	Baker-12	Baker-42
Oct. 27	-/-	vs. Virginia *	W 3-2	30-28, 24-30, 30-24, 24-30, 15-9	Djuric-23	Weissing-26	Baker-50
Nov. 2	-/-	at Wake Forest *	W 3-0	31-29, 30-21, 30-25	Djuric/Barry-13	Weissing-11	Baker-44
Nov. 3	-/14	at Duke *	L 2-3	24-30, 30-25, 27-30, 30-28, 14-16	Thompson/Djuric-24	Weissing-35	Baker-36
Nov. 9	-/-	vs. Boston College *	W 3-0	30-20, 31-29, 30-15	Thompson-13	Weissing-14	Rosenthal-38
Nov. 10	-/-	vs. Maryland *	W 3-2	16-30, 30-25, 35-33, 28-30, 15-12	Thompson-19	Weissing-27	Rosenthal-62
Nov. 16	-/-	at Clemson *	L 0-3	24-30, 19-30, 26-30	Thompson/Djuric-10	Weissing-13	Baker-24
Nov. 17	-/-	at Georgia Tech *	L 1-3	30-27, 25-30, 20-30, 27-30	Barry-16	Weissing-20	Baker-52
Nov. 21	-/-	vs. NC State *	W 3-0	30-18, 30-21, 30-22	Djuric-12	Weissing-14	Baker-43
Nov. 23	-/-	vs. North Carolina *	W 3-0	30-17, 30-23, 30-17	Thompson/Djuric-11	Baker-12	Baker-39

I-FSU Invitational (Tallahassee, FL)

@-Spartan Invitational (East Lansing, MI)

#-Long Beach State Tournament (Long Beach, CA)

\*-ACC match

## <2008>

Head Coach:	Chris Poole
Overall Record:	21-9
Home Record:	11-5
Away Record:	8-4
Neutral Record:	2-0
Atlantic Coast Conference Record:	13-7

Date	FS/Opp.	Opponent	Result	Scores	FSU High Kills	FSU High Digs	FSU High Assists
Aug. 29	-/-	vs. Florida A&M !	W 3-0	25-13, 25-15, 25-16	Barry-10	Moon-9	Baker-39
Aug. 30	-/-	vs. Bowling Green !	W 3-1	18-25, 25-23, 25-13, 25-22	Barry-15	Moon-14	Baker-48
Aug. 30	-/-	vs. Stetson !	W 3-0	25-2, 26-24, 25-12	Richardson-11	Baker-10	Baker-34
Sept. 4	-/23	vs. Long Beach State	L 2-3	25-21, 26-28, 19-25, 25-16, 7-15	Barry-20	Moon-28	Baker-48
Sept. 5	-/-	vs. North Florida @	W 3-0	25-15, 28-26, 25-14	Morgan-8	Wilson-9	Baker-24
Sept. 7	-/-	vs. South Dakota State @	W 3-0	25-19, 25-23, 25-17	Barry-9	Moon-13	Baker-28
Sept. 8	-/8	vs. Florida	L 0-3	22-25, 24-26, 24-26	Barry-13	Moon-14	Baker-30
Sept. 12	-/-	vs. Niagara #	W 3-0	25-21, 25-22, 25-23	Richardson-11	Romanelli-15	Baker-41
Sept. 13	-/-	vs. Morehead State #	W 3-0	25-17, 25-20, 25-10	Barry-9	Richardson-17	Baker-28
Sept. 13	-/-	at Wright State #	W 3-2	24-26, 22-25, 25-17, 25-15, 15-10	Barry-19	Romanelli-21	Baker-57
Sept. 19	-/-	at Miami *	L 1-3	25-23, 19-25, 22-25, 29-31	Price-17	Moon-29	Baker-44
Sept. 25	-/-	at Wake Forest *	W 3-2	23-25, 25-13, 23-25, 25-16, 15-12	Richardson-14	Moon-20	Baker-49
Sept. 26	-/-	at Duke *	L 1-3	17-25, 17-25, 25-21, 22-25	Price-14	Moon-24	Baker-41
Oct. 30	-/-	at Georgia Tech *	L 0-3	21-25, 16-25, 17-25	Price-8	Moon-15	Baker-29
Oct. 4	-/-	at Clemson *	L 0-3	12-25, 17-25, 14-25	Neville-7	Moon-11	Baker-23
Oct. 10	-/-	vs. Maryland *	W 3-1	25-20, 22-25, 25-21, 25-18	Barry/Richardson-13	Moon-25	Baker-47
Oct. 12	-/-	vs. Boston College *	W 3-0	25-14, 25-18, 25-15	Barry-11	Richardson-10	Baker-26
Oct. 17	-/-	vs. North Carolina *	L 2-3	21-25, 25-18, 25-21, 23-25, 11-15	Richardson-22	Moon-35	Baker-57
Oct. 18	-/-	vs. NC State *	W 3-1	25-20, 25-9, 23-25, 25-14	Richardson-16	Moon-25	Baker-45
Oct. 24	-/-	at Virginia Tech *	W 3-0	25-23, 25-22, 25-23	Neville-12	Moon-15	Baker-41
Oct. 25	-/-	at Virginia *	W 3-0	25-22, 25-23, 26-24	Richardson-14	Moon-21	Baker-39
Oct. 31	-/-	vs. Wake Forest *	W 3-0	25-17, 25-20, 25-19	Neville-12	Romanelli-15	Baker-31
Nov. 2	-/-	vs. Duke *	L 2-3	25-22, 17-25, 25-20, 21-25, 10-15	Barry-14	Moon-19	Baker-51
Nov. 7	-/-	at Boston College *	W 3-1	25-11, 17-25, 25-18, 25-20	Neville-13	Baker-14	Baker-39
Nov. 8	-/-	at Maryland *	W 3-0	25-20, 25-15, 25-16	Neville-14	Moon-18	Baker-42
Nov. 14	-/-	vs. Clemson *	W 3-2	22-25, 18-25, 25-16, 25-23, 15-12	Richardson-22	Moon-30	Baker-50
Nov. 16	-/-	vs. Georgia Tech *	W 3-1	22-25, 25-18, 26-24, 25-19	Richardson-17	Moon-18	Baker-58
Nov. 20	-/-	at NC State *	W 3-0	25-18, 25-19, 25-18	Barry-11	Moon-11	Baker-38
Nov. 21	-/-	at North Carolina *	W 3-0	25-17, 25-20, 25-21	Richardson-15	Moon-14	Baker-38
Nov. 26	-/-	vs. Miami *	L 2-3	25-22, 21-25, 25-18, 13-25, 11-15	Morgan-13	Moon-21	Baker-52

I-FSU Invitational (Tallahassee, FL)

@-Seminoles Tri-Tournament (Tallahassee, FL)

#-Raider Challenge (Dayton, OH)

\*-ACC match

## <2009>

Head Coach:	Chris Poole
Overall Record:	31-3
Home Record:	14-1
Away Record:	11-2
Neutral Record:	6-0
Atlantic Coast Conference Record:	19-1





# SEASON-BY-SEASON RESULTS

Date	FS/Opp.	Opponent	Result	Scores	FSU High Kills	FSU High Digs	FSU High Assists	
Aug. 28	- / -	vs. Central Michigan !	W	3-0	25-19, 25-13, 25-23	Djuric-13	Romanelli-12	Baker/Duzceler-15
Aug. 29	- / -	vs. North Dakota State !	W	3-2	25-19, 21-25, 24-26, 25-22, 15-13	Barry/Yildirim-13	Romanelli-28	Duzceler-28
Aug. 29	- / -	vs. Florida A&M !	W	3-0	25-18, 25-23, 25-19	Morgan-10	Romanelli-11	Baker-20
Aug. 31	- / 5	at Florida	L	2-3	19-25, 25-23, 20-25, 25-22, 15-17	Price-12	Romanelli-20	Baker-27
Sept. 4	- / 8	vs. Illinois @	W	3-0	26-24, 25-22, 25-17	Neville-9	Yildirim/Wilson-7	Baker-19
Sept. 4	- / -	at New Mexico State @	W	3-0	25-17, 25-16, 25-21	Djuric-12	Yildirim-11	Baker-24
Sept. 12	22 / -	vs. Middle Tennessee State #	W	3-0	25-20, 25-14, 25-22	Djuric-9	Yildirim/Wilson-6	Baker-15
Sept. 12	22 / -	at Florida International #	W	3-1	24-26, 25-21, 25-17, 25-12	Djuric-16	Yildirim-13	Baker-28
Sept. 13	22 / -	vs. Albany #	W	3-0	25-21, 25-20, 25-21	Neville-15	Yildirim-16	Baker-23
Sept. 15	19 / -	vs. Miami % *	W	3-0	25-20, 25-15, 25-17	Three tied with-8	Wilson-12	Baker-15
Sept. 20	19 / -	vs. Notre Dame %	W	3-2	19-25, 25-17, 18-25, 26-24, 16-14	Barry-19	Wilson-15	Baker-29
Sept. 25	18 / -	vs. Virginia Tech *	W	3-1	25-23, 23-25, 25-17, 27-25	Djuric-15	Baker-13	Yildirim/Duzceler-22
Sept. 27	18 / -	vs. Virginia *	W	3-0	25-14, 25-21, 29-27	Djuric-16	Yildirim-11	Duzceler-25
Oct. 2	17 / -	vs. Georgia Tech *	L	2-3	25-19, 25-27, 25-15, 25-27, 14-16	Djuric-15	Romanelli-13	Baker-35
Oct. 4	17 / -	vs. Clemson *	W	3-2	26-24, 25-20, 23-25, 20-25, 15-7	Barry-24	Romanelli-23	Duzceler-34
Oct. 9	19 / -	at Wake Forest *	W	3-0	25-20, 25-14, 25-22	Three tied with-11	Romanelli-16	Duzceler-24
Oct. 10	19 / -	at Duke *	W	3-2	25-18, 25-27, 25-20, 23-25, 15-10	Price-19	Romanelli-16	Baker-33
Oct. 16	17 / -	at Maryland *	W	3-0	25-12, 25-22, 25-14	Barry/Yildirim-11	Yildirim-11	Duzceler-22
Oct. 18	17 / -	at Boston College *	W	3-0	25-14, 25-15, 25-9	Morgan-10	Djuric-8	Duzceler-16
Oct. 23	17 / -	vs. NC State *	W	3-0	32-30, 25-17, 25-18	Neville-11	Baker-8	Baker-19
Oct. 25	17 / -	vs. North Carolina *	W	3-1	25-18, 23-25, 25-19, 25-15	Djuric/Price-13	Romanelli-21	Duzceler-27
Oct. 30	17 / -	at Virginia *	W	3-0	25-12, 26-24, 25-19	Neville/Barry-9	Baker/Romanelli-9	Duzceler-128
Oct. 31	17 / -	at Virginia Tech *	W	3-1	25-19, 25-21, 19-25, 25-16	Morgan-13	Yildirim-17	Baker-32
Nov. 6	16 / -	vs. Duke *	W	3-2	22-25, 25-19, 25-13, 21-25, 15-11	Yildirim-15	Romanelli-24	Baker/Duzceler-26
Nov. 8	16 / -	vs. Wake Forest *	W	3-2	25-20, 25-20, 23-25, 22-25, 15-9	Neville-13	Yildirim-18	Duzceler-28
Nov. 13	15 / -	at Clemson *	W	3-1	21-25, 25-19, 25-19, 25-19	Morgan-15	Three tied with-10	Baker-26
Nov. 14	15 / -	at Georgia Tech *	W	3-0	25-20, 25-23, 25-23	Barry-9	Romanelli-12	Baker-16
Nov. 20	15 / -	vs. Boston College *	W	3-0	25-18, 25-18, 25-11	Djuric-10	Romanelli-6	Baker-17
Nov. 22	15 / -	vs. Maryland *	W	3-0	25-22, 25-23, 25-9	Djuric-11	Yildirim-13	Duzceler-20
Nov. 25	14 / -	at Miami *	W	3-1	24-26, 25-16, 25-19, 25-16	Morgan-17	Romanelli-11	Baker-24
Dec. 5	12 / -	vs. Alabama A&M ^	W	3-0	25-10, 25-19, 25-10	Price-7	Romanelli-9	Duzceler-16
Dec. 6	12 / -	vs. Jacksonville State ^	W	3-0	25-18, 26-24, 25-22	Yildirim-11	Romanelli-15	Baker-24
Dec. 11	12 / 13	vs. Kentucky &	W	3-2	16-25, 26-24, 25-17, 19-25, 17-15	Morgan-15	Romanelli-25	Duzceler-26
Dec. 12	12 / 11	at Minnesota &	L	1-3	20-25, 7-25, 25-18, 17-25	Djuric-11	Romanelli-15	Duzceler-19

!-FSU Invitational (Tallahassee, FL)

@-New Mexico State Tournament (Las Cruces, NM)

#-Florida International/Miami Tournament (Miami, FL)

%-Seminoles Tri-Tournament (Tallahassee, FL)

\*-ACC match

^-NCAA Tournament (Tallahassee, FL)

&-NCAA Regionals (Minneapolis, MN)

<2010>

Head Coach:	Chris Poole
Overall Record:	22-11
Home Record:	11-4
Away Record:	7-6
Neutral Record:	4-1
Atlantic Coast Conference Record:	12-8

Date	FS/Opp.	Opponent	Result	Scores	FSU High Kills	FSU High Digs	FSU High Assists	
Aug. 27	15 / -	vs. New Mexico State !	W	3-1	25-16, 26-28, 25-16, 25-10	Djurdjovic-17	Romanelli-16	Duzceler-30
Aug. 28	15 / -	vs. Florida International !	W	3-0	25-20, 25-10, 25-21	Neville/Stepanova-10	Romanelli-14	Duzceler-22
Aug. 28	15 / -	vs. South Florida !	W	3-0	25-20, 25-11, 25-21	Djurdjovic-11	Duzceler-10	Duzceler-17
Sept. 3	13 / -	at Houston @	W	3-0	25-19, 25-19, 25-13	Djurdjovic-16	Romanelli-15	Duzceler-22
Sept. 4	13 / 17	vs. Tennessee @	L	0-3	20-25, 23-25, 20-25	Morgan-9	Romanelli-8	Duzceler-17
Sept. 4	13 / -	vs. Oklahoma @	W	3-1	25-16, 19-25, 25-18, 25-16	Djurdjovic-15	Djurdjovic-14	Duzceler-28
Sept. 10	17 / -	vs. Kansas State #	W	3-2	19-25, 25-19, 25-15, 20-25, 15-11	Stepanova-20	Romanelli-23	Duzceler-31
Sept. 10	17 / 16	at Kentucky #	W	3-2	21-25, 25-22, 25-20, 17-25, 15-6	Djurdjovic/Neville-15	Djurdjovic-20	Duzceler-29
Sept. 11	17 / -	vs. VCU #	W	3-1	25-18, 26-28, 25-15, 25-18	Neville-16	Romanelli-12	Duzceler-25
Sept. 18	15 / -	at Miami *	W	3-1	19-25, 27-25, 27-25, 25-18	Djurdjovic/Neville-16	Romanelli-17	Figueriedo-29
Sept. 22	13 / 3	vs. Florida	L	0-3	23-25, 29-31, 21-25	Djurdjovic-9	Djurdjovic-16	Duzceler-18
Sept. 24	13 / -	vs. Virginia *	W	3-0	25-13, 25-19, 25-21	Stepanova-13	Djurdjovic-15	Figueriedo-16
Sept. 26	13 / -	vs. Virginia Tech *	W	3-2	25-23, 25-13, 19-25, 19-25, 15-13	Djurdjovic-13	Djurdjovic-11	Duzceler-25
Sept. 30	14 / -	at North Carolina *	L	2-3	25-18, 20-25, 25-18, 22-25, 14-16	Stepanova-13	Romanelli-20	Duzceler-27
Oct. 1	14 / -	at NC State *	W	3-1	25-12, 25-23, 21-25, 25-19	Djurdjovic-14	Romanelli-20	Duzceler-23
Oct. 8	20 / -	vs. Clemson *	W	3-1	21-25, 25-19, 25-12, 25-21	Djurdjovic-16	Romanelli-12	Figueriedo-26
Oct. 10	20 / -	vs. Georgia Tech *	L	0-3	24-26, 11-25, 17-25	Djurdjovic-7	Stepanova-7	Duzceler-10
Oct. 15	22 / -	at Boston College *	W	3-2	23-25, 25-22, 25-17, 23-25, 15-12	Djurdjovic-21	Romanelli/Djurdjovic-12	Duzceler-29
Oct. 17	22 / -	at Maryland *	L	2-3	25-21, 26-28, 25-19, 18-25, 14-16	Djurdjovic-16	Romanelli-24	Duzceler-29



# SEASON-BY-SEASON RESULTS

Oct. 22	24 / -	vs. Wake Forest *	L 0-3	19-25, 18-25, 20-25	Neville-11	Stepanova-12	Duzceler-22
Oct. 24	24 / -	vs. Duke *	W 3-2	19-25, 21-25, 25-21, 25-20, 15-13	Stepanova-20	Romanelli-26	Duzceler-28
Oct. 29	25 / -	at Virginia Tech *	L 2-3	15-25, 25-27, 25-20, 25-23, 13-15	Djurdjevic-16	Djurdjevic/Romanelli-18	Figueriedo-24
Oct. 31	25 / -	at Virginia *	L 2-3	18-25, 13-25, 25-18, 25-19, 14-16	Djurdjevic-20	Romanelli-27	Duzceler-31
Nov. 5	- / -	at Georgia Tech *	W 3-0	25-22, 25-23, 25-18	Djurdjevic/Stepanova-11	Romanelli-12	Duzceler-19
Nov. 6	- / -	at Clemson *	L 0-2	20-25, 18-25, 19-25	Stepanova-10	Three tied with-10	Figueiredo-16
Nov. 12	- / -	vs. North Carolina *	W 3-2	25-18, 25-20, 21-25, 18-25, 15-12	Djurdjevic-18	Romanelli-18	Duzceler-27
Nov. 14	- / -	vs. NC State *	W 3-0	25-11, 25-13, 26-24	Neville-12	Romanelli-16	Duzceler-18
Nov. 19	- / -	vs. Maryland *	W 3-0	25-21, 25-20, 25-20	Stepanova-13	Romanelli-16	Duzceler-19
Nov. 21	- / -	vs. Boston College *	W 3-0	25-18, 25-20, 26-24	Neville-14	Romanelli-14	Duzceler-24
Nov. 26	- / -	vs. Miami *	L 2-3	18-25, 17-25, 26-24, 25-22, 17-19	Djurdjevic-25	Romanelli-26	Figueiredo-28
Nov. 27	- / -	at Florida A&M	W 3-0	25-17, 25-16, 25-14	Djurdjevic-14	Romanelli-9	Duzceler-19
Dec. 3	- / -	vs. Georgia Southern ^	W 3-1	25-20, 23-25, 25-22, 25-13	Djurdjevic-16	Romanelli-18	Duzceler-31
Dec. 4	- / 1	at Florida ^	L 2-3	25-20, 22-25, 25-22, 21-25, 15-17	Stepanova-15	Romanelli-22	Figueiredo-25

I-FSU Invitational (Tallahassee, FL)  
 @-Houston Invitational (Houston, TX)  
 #-Kentucky Invitational (Lexington, KY)  
 \*-ACC match  
 ^-NCAA Tournament (Gainesville, FL)

<2011>

Head Coach:	.....	Chris Poole
Overall Record:	.....	28-7
Home Record:	.....	12-0
Away Record:	.....	11-3
Neutral Record:	.....	5-4
Atlantic Coast Conference Record:	.....	18-2

Date	FS/Opp.	Opponent	Result	Scores	FSU High Kills	FSU High Digs	FSU High Assists
Aug. 26	- / -	vs. Kentucky !	W 3-0	25-13, 25-8, 25-14	Djurdjevic/Neff-7	Three tied with-6	Duzceler-15
Aug. 27	- / -	vs. Albany !	W 3-0	25-16, 25-20, 25-20	Djurdjevic-10	Three tied with-10	Wickstrom-19
Aug. 27	- / 23	vs. Tulsa !	W 3-1	25-17, 21-25, 25-16, 25-19	Stepanova-15	Mosher-21	Duzceler-25
Aug. 30	25 / 9	at Florida	L 0-3	21-25, 22-25, 22-25	Stepanova-10	Mosher-17	Duzceler-19
Sept. 2	25 / 14	vs. Northern Iowa @	L 2-3	25-23, 25-15, 21-25, 21-25, 13-15	Stepanova-19	Mosher-25	Duzceler-28
Sept. 3	25 / -	at Delaware @	W 3-0	25-10, 25-23, 25-11	Djurdjevic/Stepanova-8	Mosher-12	Duzceler-20
Sept. 3	25 / -	vs. UC-Irvine @	W 3-0	25-20, 25-19, 25-21	Stepanova-14	Stepanova-12	Duzceler-22
Sept. 9	24 / 20	vs. Michigan #	L 0-3	21-25, 17-25, 15-25	Djurdjevic-11	Djurdjevic-12	Duzceler-18
Sept. 9	24 / 23	at Dayton #	W 3-1	25-23, 22-25, 25-23, 25-13	Stepanova-21	Mosher-24	Duzceler-26
Sept. 10	24 / -	vs. Pepperdine #	L 1-3	21-25, 25-23, 18-25, 23-25	Stepanova-12	Mosher-28	Duzceler-28
Sept. 14	- / 20	vs. Miami *	W 3-0	25-23, 25-21, 25-18	Three tied with-12	E. Walch-15	Wickstrom-25
Sept. 23	23 / -	at Virginia *	W 3-0	25-16, 25-20, 25-21	Djurdevic-12	Mosher-19	Wickstrom-19
Sept. 24	23 / -	at Virginia Tech *	W 3-0	25-16, 25-21, 25-11	Djurdevic-11	Mosher-12	Wickstrom-15
Sept. 30	22 / -	vs. Duke *	W 3-0	25-20, 25-16, 25-19	E. Walch-12	Mosher/Stepanova-12	Duzceler-20
Oct. 2	22 / -	vs. Wake Forest *	W 3-2	22-25, 25-21, 25-15, 22-25, 15-9	Djurdevic-17	Mosher-29	Duzceler-37
Oct. 7	24 / -	at North Carolina *	W 3-1	20-25, 25-20, 25-19, 25-18	Djurdevic-13	Mosher-21	Duzceler-20
Oct. 9	24 / -	at NC State *	W 3-2	23-25, 25-22, 26-24, 17-25, 15-13	Djurdevic/Neff-10	Mosher-25	Duzceler-27
Oct. 14	21 / -	vs. Georgia Tech *	W 3-0	25-19, 25-23, 25-21	E. Walch-9	Mosher-13	Duzceler-15
Oct. 16	21 / -	vs. Clemson *	W 3-0	25-22, 29-27, 25-12	Morgan-11	Djurdevic-15	Duzceler-25
Oct. 21	19 / -	at Maryland *	W 3-1	25-15, 25-19, 24-26, 25-23	Stepanova-18	Mosher-12	Duzceler-28
Oct. 23	19 / -	at Boston College *	W 3-0	26-24, 25-13, 25-19	Morgan-13	Mosher-16	Duzceler-23
Oct. 28	19 / -	vs. Virginia Tech *	W 3-0	25-21, 25-23, 25-12	Stepanova-15	Djurdevic-18	Duzceler-20
Oct. 30	19 / -	vs. Virginia *	W 3-0	25-18, 25-20, 25-14	Stepanova-12	Mosher-12	Duzceler-23
Nov. 4	18 / -	vs. NC State *	W 3-0	25-18, 25-21, 25-15	Stepanova-12	Mosher-16	Duzceler-17
Nov. 6	18 / -	vs. North Carolina *	W 3-1	25-16, 12-25, 25-21, 25-21	Stepanova/E. Walch-10	Mosher-21	Duzceler-21
Nov. 11	17 / -	at Wake Forest *	W 3-2	23-25, 25-20, 23-25, 25-22, 16-14	Stepanova-15	Mosher-26	Duzceler-32
Nov. 13	17 / -	at Duke *	L 2-3	20-25, 25-14, 20-25, 25-22, 7-15	Stepanova-16	Mosher-23	Wickstrom-26
Nov. 18	21 / -	at Clemson *	W 3-1	22-25, 25-15, 25-20, 26-24	Stepanova-20	Djurdevic-18	Wickstrom-29
Nov. 19	21 / -	at Georgia Tech *	W 3-1	25-20, 17-25, 25-20, 25-15	Stepanova-18	Djurdevic-15	Duzceler-23
Nov. 26	21 / 25	at Miami *	L 1-3	16-25, 31-33, 25-21, 22-25	Djurdevic-16	Mosher-21	Duzceler-29
Dec. 2	21 / -	vs. Albany ^	W 3-0	25-15, 25-11, 25-23	Stepanova-16	Mosher-17	Wickstrom-21
Dec. 3	21 / -	vs. Cincinnati ^	W 3-2	25-23, 16-25, 25-20, 20-25, 15-13	Djurdevic-12	Mosher-21	Duzceler-28
Dec. 9	21 / 8	vs. Purdue &	W 3-1	25-23, 21-25, 25-20, 25-19	Three tied with-11	Mosher-28	Duzceler-20
Dec. 10	21 / 14	vs. Iowa State &	W 3-2	25-21, 23-25, 25-20, 19-25, 15-11	Stepanova-20	Mosher-24	Duzceler-35
Dec. 15	21 / 4	vs. UCLA +	L 0-3	16-25, 17-25, 21-25	Stepanova-11	Djurdevic/Mosher-16	Duzceler-15

I-FSU Invitational (Tallahassee, FL)  
 @-Delaware Invitational (Newark, DE)  
 #-Dayton Marriott Flyer Classic (Dayton, OH)  
 \*-ACC match  
 ^-NCAA Tournament (Tallahassee, FL)  
 &-NCAA Regionals (Minneapolis, MN)  
 +-NCAA Final Four (San Antonio, TX)



# SEASON-BY-SEASON RESULTS

<2012>

Head Coach:	Chris Poole
Overall Record:	28-4
Home Record:	13-0
Away Record:	11-2
Neutral Record:	4-2
Atlantic Coast Conference Record:	18-2

Date	FS/Opp.	Opponent	Result	Scores	FSU High Kills	FSU High Digs	FSU High Assists	
Aug. 24	12 / 15	at Tennessee !	W	3-0	27-25, 25-15, 25-21	E. Walch-7	Mosher-9	Duzceler-14
Aug. 25	12 / -	vs. Cincinnati !	W	3-0	25-20, 25-17, 25-14	N. Walch-8	Mosher-10	Wickstrom-17
Aug. 25	12 / 10	vs. Iowa State !	W	3-2	23-25, 25-23, 25-11, 25-27, 15-11	Medic-19	Mosher-23	Wickstrom-32
Aug. 31	8 / -	vs. Florida International @	W	3-0	25-11, 25-12, 25-16	Yildirim-9	Yildirim-9	Duzceler-18
Sept. 1	8 / -	vs. Georgia @	W	3-1	26-28, 25-11, 25-21, 25-16	N. Walch-9	Three tied with-8	Duzceler-20
Sept. 1	8 / -	at Florida A&M @	W	3-0	25-13, 25-18, 25-18	Yildirim-15	Mosher-17	Duzceler/Wickstrom-22
Sept. 7	6 / -	at Miami *	L	1-3	25-18, 17-25, 22-25, 18-25	E. Walch-12	Mosher-27	Wickstrom-21
Sept. 14	11 / 18	vs. Pepperdine	L	0-3	21-25, 23-25, 15-25	Yildirim-14	Mosher-13	Duzceler-19
Sept. 14	11 / -	at Houston	W	3-0	25-14, 25-15, 25-19	Medic/Yildirim-11	Mosher-18	Duzceler-20
Sept. 15	11 / 21	vs. Ohio State	W	3-1	25-18, 22-25, 25-13, 25-13	Yildirim-20	Mosher-18	Duzceler-32
Sept. 21	15 / -	at Virginia Tech *	W	3-2	19-25, 25-19, 22-25, 25-15, 15-11	Neff-16	Mosher-24	Duzceler-33
Sept. 22	15 / -	at Virginia *	W	3-1	23-25, 25-14, 25-17, 25-12	Yildirim-15	Mosher-18	Duzceler-28
Sept. 28	14 / -	vs. Wake Forest *	W	3-1	25-17, 25-16, 22-25, 25-19	Medic-12	Medic-13	Duzceler-28
Sept. 30	14 / -	vs. Duke *	W	3-1	25-20, 22-25, 25-20, 25-16	Neff/E. Walch-10	Mosher/Medic-13	Wickstrom-24
Oct. 5	13 / -	vs. North Carolina *	W	3-0	25-23, 26-24, 25-23	Yildirim/Neff-10	Mosher-14	Duzceler-21
Oct. 7	13 / -	vs. NC State *	W	3-0	25-23, 25-23, 25-16	Freeman/Yildirim-11	Mosher-15	Duzceler-22
Oct. 12	12 / -	at Boston College *	W	3-0	25-20, 25-15, 25-19	Yildirim-13	Medic-17	Duzceler-18
Oct. 14	12 / -	at Maryland *	W	3-1	25-22, 25-17, 22-25, 25-17	Neff-13	Mosher-18	Duzceler-28
Oct. 19	12 / -	at Georgia Tech *	W	3-2	33-35, 23-25, 25-13, 25-17, 15-10	Neff-16	Mosher-18	Duzceler-27
Oct. 21	12 / -	at Clemson *	W	3-0	25-9, 25-23, 25-19	Freeman-12	Mosher-18	Wickstrom-25
Oct. 24	12 / 11	vs. Florida	W	3-0	25-23, 25-22, 25-21	Yildirim-10	Mosher-16	Wickstrom-18
Oct. 26	12 / -	vs. Virginia *	W	3-0	25-19, 25-11, 25-16	Freeman/Green-8	Mosher/Yildirim-11	Wickstrom-21
Oct. 28	12 / -	vs. Virginia Tech *	W	3-0	25-21, 25-20, 25-19	Neff-10	Mosher-16	Wickstrom-20
Nov. 2	11 / -	at NC State *	W	3-0	26-24, 25-16, 25-21	Neff/Yildirim-9	Mosher-13	Duzceler-19
Nov. 3	11 / -	at North Carolina *	L	1-3	25-23, 20-25, 24-26, 21-25	Medic-13	Mosher-19	Wickstrom-27
Nov. 8	13 / -	at Duke *	W	3-0	25-16, 26-24, 25-22	Neff-10	Mosher-18	Duzceler-19
Nov. 10	13 / -	at Wake Forest *	W	3-1	25-23, 25-21, 19-25, 25-14	Yildirim-17	Medic-14	Wickstrom-27
Nov. 16	11 / -	vs. Maryland *	W	3-0	25-21, 25-15, 25-19	Medic-13	Mosher-11	Wickstrom-17
Nov. 18	11 / -	vs. Boston College *	W	3-0	25-22, 25-13, 25-22	Freeman-13	Medic/Mosher-16	Wickstrom-26
Nov. 23	12 / 23	vs. Miami *	W	3-1	25-20, 22-25, 25-14, 29-27	Yildirim-16	Mosher-20	Duzceler-28
Nov. 30	12 / -	vs. Hofstra ^	W	3-0	25-21, 25-10, 25-20	Yildirim-9	Mosher-13	Duzceler-16
Dec. 1	12 / 22	vs. Purdue ^	L	2-3	20-25, 25-21, 21-25, 25-23, 11-15	Milosavljevic-10	Yildirim-23	Duzceler-28

!-Lady Vol Comcast Invitational (Knoxville, TN)

@-FSU Invitational (Tallahassee, FL)

\*-ACC match

^-NCAA Tournament (Tallahassee, FL)

<2013>

Head Coach:	Chris Poole
Overall Record:	26-8
Home Record:	13-1
Away Record:	9-5
Neutral Record:	4-2
Atlantic Coast Conference Record:	17-3

Date	FS/Opp.	Opponent	Result	Scores	FSU High Kills	FSU High Digs	FSU High Assists	
Aug. 30	18 / -	vs. Illinois !	L	0-3	18-25, 23-25, 23-25	E. Walch/Medic-9	Mosher/N. Walch-12	Luke-17
Aug. 30	18 / 17	vs. Kentucky !	W	3-0	27-25, 25-23, 25-20	N. Walch/Medic-10	Mosher-15	Wickstrom-21
Aug. 31	18 / -	at Long Beach State !	W	3-2	15-25, 25-23, 20-25, 25-18, 15-12	N. Walch-21	Mosher-14	Wickstrom-32
Sept. 6	15 / 23	vs. Ohio State @	L	1-3	29-27, 24-26, 14-25, 20-25	E. Walch-12	Mosher-22	Wickstrom-27
Sept. 7	15 / 16	vs. Western Kentucky @	W	3-1	20-25, 25-15, 25-15, 25-23	N. Walch-14	Mosher-17	Wickstrom-20
Sept. 7	15 / -	vs. Florida Gulf Coast @	W	3-0	25-17, 25-13, 25-20	Green/N. Walch-9	Three tied with-7	Wickstrom-21
Sept. 12	16 / -	vs. Siena #	W	3-0	25-18, 25-9, 25-17	Carmona-10	Mosher-9	Wickstrom-22
Sept. 12	16 / -	at Texas A&M #	L	0-3	25-27, 25-27, 22-25	N. Walch-14	Mosher-21	Wickstrom-25
Sept. 13	16 / 7	vs. Michigan #	W	3-2	21-25, 23-25, 25-17, 25-19, 15-13	N. Walch/E. Walch-22	N. Walch-22	Wickstrom-37
Sept. 17	17 / 4	at Florida	L	0-3	20-25, 24-26, 23-25	N. Walch-14	Mosher-20	Wickstrom-21
Sept. 21	17 / -	at Auburn	W	3-2	25-22, 28-30, 25-16, 22-25, 15-11	N. Walch-23	Mosher-17	Wickstrom-37
Sept. 28	17 / -	at Syracuse *	W	3-1	19-25, 25-16, 25-13, 25-13	N. Walch-17	Mosher-24	Wickstrom-33
Sept. 29	17 / -	at Boston College *	W	3-0	25-23, 25-8, 25-13	N. Walch-12	Medic/Mosher-10	Wickstrom-23
Oct. 4	18 / -	at Georgia Tech *	L	1-3	25-20, 24-26, 17-25, 22-25	E. Walch-14	Mosher-24	Wickstrom-29
Oct. 5	18 / -	at Clemson *	W	3-2	19-25, 17-25, 25-23, 25-21, 15-8	N. Walch-22	Medic-20	Wickstrom-27
Oct. 11	21 / -	vs. Maryland *	W	3-0	25-19, 25-23, 25-14	Mikesky-9	Medic-18	Wickstrom-26
Oct. 13	21 / -	vs. Pittsburgh *	W	3-0	25-22, 25-23, 25-20	E. Walch-11	Wickstrom-8	Wickstrom-21



# SEASON-BY-SEASON RESULTS

Oct. 16	19 / -	vs. Miami *	W 3-1	25-23, 24-26, 25-13, 25-19	E. Walch-17	Mosher-16	Wickstrom-26
Oct. 20	19 / -	at Notre Dame *	W 3-0	25-8, 25-23, 25-13	E. Walch/N. Walch-12	Medic-13	Wickstrom-24
Oct. 25	18 / 23	at Duke *	L 2-3	20-25, 25-22, 22-25, 25-23, 9-15	Medic-14	Mosher-18	Wickstrom-29
Oct. 26	18 / -	at Wake Forest *	W 3-1	24-26, 25-16, 25-20, 25-22	Carmona-13	Mosher-24	Wickstrom-28
Nov. 1	20 / 12	vs. North Carolina *	W 3-2	25-27, 25-21, 25-16, 17-25, 15-8	N. Walch-20	Mosher-17	Wickstrom-27
Nov. 3	20 / -	vs. NC State *	W 3-0	25-12, 25-18, 25-17	N. Walch-11	Mosher-16	Luke-19
Nov. 8	18 / -	at Virginia *	W 3-1	25-22, 27-29, 25-21, 25-21	Carmona-18	Mosher-27	Wickstrom/Luke-28
Nov. 9	18 / -	at Virginia Tech *	L 1-3	21-25, 25-20, 21-25, 15-25	N. Walch-12	Mosher-13	Wickstrom-23
Nov. 13	22 / -	at Miami *	W 3-1	25-16, 25-23, 21-25, 25-13	N. Walch-16	Mosher-28	Wickstrom-28
Nov. 17	22 / -	vs. Notre Dame *	W 3-0	25-13, 25-21, 25-21	N. Walch-13	N. Walch-12	Wickstrom-19
Nov. 22	19 / -	vs. Wake Forest *	W 3-0	25-12, 25-16, 25-20	N. Walch-11	Mosher-12	Wickstrom-23
Nov. 24	19 / 13	vs. Duke *	W 3-0	25-22, 25-22, 25-17	N. Walch-15	Medic-16	Wickstrom-21
Nov. 27	16 / -	vs. Clemson *	W 3-0	25-21, 25-23, 25-16	N. Walch-12	Mosher-19	Wickstrom-24
Nov. 29	16 / -	vs. Georgia Tech *	W 3-0	25-10, 25-13, 25-21	Burrington-9	Mosher-12	Wickstrom-18
Dec. 5	16 / -	vs. Georgia Southern ^	W 3-0	25-19, 25-20, 25-20	N. Walch-15	Medic-14	Wickstrom-22
Dec. 6	16 / 6	vs. Florida ^	W 3-2	25-15, 20-25, 22-25, 25-22, 15-9	N. Walch-22	Medic-19	Wickstrom-34
Dec. 13	16 / 13	vs. Wisconsin &	L 1-3	15-25, 25-23, 22-25, 15-25	N. Walch-16	N. Walch-16	Wickstrom-26

*!-Long Beach State Mizuno Invitational (Long Beach, CA)*

*@-Four Points Sheraton Seminole Invitational (Tallahassee, FL)*

*#-Texas A&M Tournament (College Station, Texas)*

*\*-ACC match*

*^-NCAA Tournament (Tallahassee, FL)*

*&-NCAA Regionals (Champaign, IL)*

<2014>

Head Coach:	Chris Poole
Overall Record:	30-3
Home Record:	17-0
Away Record:	12-2
Neutral Record:	1-1
Atlantic Coast Conference Record:	16-2

Date	FS/Opp.	Opponent	Result	Scores	FSU High Kills	FSU High Digs	FSU High Assists
Aug. 29	13 / 7	at Nebraska !	W 3-1	18-25, 27-25, 25-23, 25-23	N. Walch-18	Mosher-33	Luke-25
Aug. 31	13 / -	at Iowa State !	W 3-0	25-21, 25-16, 25-11	N. Walch-18	Horton-10	Luke-17
Sept. 3	8 / 11	vs. Florida	W 3-2	28-30, 25-21, 23-25, 25-23, 15-9	N. Walch-15	N. Walch-10	Wickstrom-33
Sept. 6	8 / -	vs. Marquette @	W 3-2	21-25, 25-19, 25-19, 25-27, 15-13	N. Walch-24	Mosher-19	Wickstrom-39
Sept. 7	8 / -	at American @	W 3-2	19-25, 25-12, 25-22, 10-25, 15-9	N. Walch-18	Mosher-21	Wickstrom-29
Sept. 12	7 / -	vs. Samford #	W 3-0	25-19, 25-8, 25-13	N. Walch-13	Mosher-7	Wickstrom-18
Sept. 13	7 / -	vs. Central Arkansas #	W 3-0	25-11, 25-18, 25-17	N. Walch-10	Mosher-8	Wickstrom-17
Sept. 13	7 / -	vs. LSU #	W 3-1	19-25, 25-19, 25-23, 25-16	Kubura-15	Mosher-23	Luke-28
Sept. 15	6 / -	vs. Auburn	W 3-2	25-17, 26-28, 17-25, 25-16, 15-8	N. Walch-16	Mosher-30	Wickstrom-38
Sept. 19	6 / 21	at Texas A&M \$	W 3-1	25-22, 23-25, 26-24, 25-21	N. Walch-20	Mosher-18	Wickstrom-27
Sept. 20	6 / 21	at Texas A&M \$	W 3-0	25-20, 25-16, 25-8	N. Walch-15	N. Walch-12	Wickstrom-26
Sept. 26	6 / 12	vs. North Carolina *	W 3-0	25-22, 25-22, 32-30	N. Walch-16	Mosher-19	Wickstrom-24
Sept. 28	6 / -	vs. Notre Dame *	W 3-0	34-32, 25-22, 25-19	N. Walch-13	Mosher-20	Luke/Wickstrom-19
Oct. 3	5 / -	at Georgia Tech *	W 3-0	25-17, 25-22, 25-18	N. Walch-9	Mosher-8	Luke/Wickstrom-15
Oct. 5	5 / -	at Miami *	W 3-2	26-28, 25-19, 25-20, 27-29, 15-9	Walch-18	Mosher-34	Wickstrom-31
Oct. 10	4 / -	at Louisville *	W 3-1	25-21, 24-26, 25-18, 25-22	N. Walch-22	Mosher-22	Wickstrom-32
Oct. 12	4 / -	vs. NC State *	W 3-0	25-21, 25-16, 25-23	Wright-14	Mosher-14	Wickstrom-23
Oct. 17	4 / -	vs. Florida A&M	W 3-0	26-24, 25-21, 25-18	N. Walch-12	Three tied with-6	Luke-20
Oct. 19	4 / -	vs. Virginia Tech *	W 3-1	25-22, 25-17, 21-25, 25-23	N. Walch-10	Mosher-12	Wickstrom-22
Oct. 24	4 / -	at Pittsburgh *	W 3-2	24-26, 18-25, 25-17, 25-19, 15-11	N. Walch-24	Mosher-15	Wickstrom-26
Oct. 26	4 / -	at Wake Forest *	W 3-1	25-17, 18-25, 25-11, 25-22	N. Walch-11	Mosher-13	Wickstrom-22
Oct. 31	3 / -	at NC State *	W 3-1	18-25, 25-17, 25-19, 25-17	Horton/N. Walch-15	Mosher-13	Luke-43
Nov. 2	3 / -	at Clemson *	W 3-2	22-25, 25-22, 21-25, 25-18, 15-12	N. Walch-25	Mosher-19	Wickstrom-32
Nov. 7	3 / -	vs. Virginia *	W 3-1	25-17, 25-15, 20-25, 25-22	Kubura-13	Mosher-21	Wickstrom-25
Nov. 13	3 / -	at Duke *	L 1-3	25-20, 20-25, 21-25, 21-25	Horton-12	Mosher/N. Walch-14	Wickstrom-27
Nov. 14	3 / 8	at North Carolina *	L 1-3	24-26, 25-19, 22-25, 20-25	Horton-17	Horton-16	Wickstrom-27
Nov. 21	8 / -	vs. Boston College *	W 3-0	25-22, 28-26, 25-20	Horton-13	Mosher-22	Wickstrom-24
Nov. 23	8 / -	vs. Syracuse *	W 3-0	25-19, 25-15, 25-17	Wright-12	Mosher-13	Wickstrom-22
Nov. 26	8 / -	vs. Clemson *	W 3-0	25-18, 25-21, 25-13	N. Walch-15	Mosher-21	Wickstrom-24
Nov. 28	8 / -	vs. Miami *	W 3-0	25-21, 25-22, 25-18	N. Walch-13	Wickstrom-10	Luke/Wickstrom-17
Dec. 4	8 / -	vs. Jacksonville ^	W 3-0	25-13, 25-21, 25-15	N. Walch-14	Horton-13	Wickstrom-18
Dec. 5	8 / -	vs. Alabama ^	W 3-0	25-18, 25-22, 25-19	N. Walch-13	Mosher-10	Wickstrom-23
Dec. 12	8 / 12	vs. Brigham Young &	L 1-3	20-25, 19-25, 25-19, 24-26	N. Walch-23	Wickstrom-19	Wickstrom-28

*!-AVCA Showcase*

*@-American Tournament (Washington, D.C.)*

*#-Four Points Sheraton Seminole Invitational (Tallahassee, FL)*

*\$-Aggie Invitational (College Station, TX)*

*\*-ACC match*

*^-NCAA Tournament (Tallahassee, FL)*



# SEASON-BY-SEASON RESULTS

&-NCAA Regional (Seattle, WA)

<2015>

Head Coach:	Chris Poole
Overall Record:	25-8
Home Record:	13-1
Away Record:	9-7
Neutral Record:	3-0
Atlantic Coast Conference Record:	17-3

Date	FS/Opp.	Opponent	Result	Scores	FSU High Kills	FSU High Digs	FSU High Assists	
Aug. 28	9 / -	vs. Oklahoma !	W	3-1	25-21, 25-23, 21-25, 25-18	N. Walch-22	Woie-14	Luke-28
Aug. 29	9 / 24	at Colorado !	L	2-3	20-25, 25-17, 27-25, 21-25, 12-15	N. Walch-21	Luke/N. Walch-12	Luke-27
Aug. 29	9 / -	vs. San Diego !	W	3-0	25-16, 25-21, 25-20	Vaughn-12	Woie-20	Luke-20
Sept. 5	14 / 22	at Ohio State @	L	2-3	25-21, 19-25, 25-20, 19-25, 11-15	Horton-11	Woie-18	Luke-20
Sept. 6	14 / -	vs. Northern Illinois @	W	3-0	25-23, 25-13, 25-19	N. Walch-15	Horton-10	Luke-18
Sept. 6	14 / 22	at Ohio State @	L	1-3	19-25, 25-18, 13-25, 21-25	N. Walch-21	Horton-15	Luke-23
Sept. 11	19 / -	vs. Coastal Carolina #	W	3-0	25-15, 25-16, 25-10	Keil/Kubura-9	Woie-8	Luke-17
Sept. 12	19 / -	at Florida A&M #	W	3-0	25-15, 25-16, 28-26	Ambrose-10	Hauer/Woie-11	Burkert-22
Sept. 12	19 / -	vs. Xavier #	W	3-0	25-21, 26-24, 25-15	N. Walch-10	Woie-16	Luke-18
Sept. 18	18 / -	vs. Texas A&M	W	3-1	25-20, 25-12, 21-25, 25-16	N. Walch-18	N. Walch-16	Luke-27
Sept. 20	18 / 5	at Florida	L	1-3	25-22, 18-25, 21-25, 20-25	N. Walch-20	Luke/N. Walch-14	Burkert-23
Sept. 23	17 / -	vs. Miami *	W	3-2	25-20, 25-21, 19-25, 20-25, 15-11	N. Walch-15	Woie-10	Burkert-25
Sept. 27	17 / -	at Notre Dame *	W	3-0	25-20, 25-21, 25-12	N. Walch-9	Woie-9	Luke-15
Oct. 2	17 / -	vs. Clemson *	W	3-0	25-22, 25-15, 25-15	N. Walch-13	Horton-13	Luke-21
Oct. 4	17 / -	vs. Georgia Tech *	W	3-0	25-22, 25-20, 25-13	N. Walch-14	Woie-13	Luke-26
Oct. 9	18 / -	at Duke *	W	3-2	25-22, 25-22, 20-25, 21-25, 15-12	N. Walch-31	N. Walch-27	Burkert-32
Oct. 11	18 / -	at Wake Forest *	W	3-0	25-11, 25-17, 25-18	Kubura-8	Woie-8	Burkert-21
Oct. 16	t-18 / -	at North Carolina *	W	3-2	25-20, 22-25, 18-25, 25-21, 15-10	N. Walch-14	Woie-21	Luke-29
Oct. 18	t-18 / -	at NC State *	W	3-1	25-18, 33-31, 22-25, 25-20	N. Walch-23	Horton-17	Burkert-35
Oct. 23	17 / -	vs. Syracuse *	W	3-0	25-16, 25-19, 25-20	N. Walch-14	N. Walch-17	Luke-22
Oct. 25	17 / -	vs. Boston College *	W	3-0	25-18, 25-22, 25-14	Hauer-9	Horton-9	Luke-22
Oct. 30	15 / -	at Pittsburgh *	L	0-3	14-25, 23-25, 26-28	N. Walch-9	Woie-10	Luke-15
Nov. 1	15 / -	at Virginia Tech *	W	3-0	25-17, 25-21, 25-15	Burrington-10	Woie-13	Luke-16
Nov. 4	17 / -	at Miami *	L	1-3	25-20, 23-25, 26-28, 14-25	Kubura-13	Woie-13	Luke-24
Nov. 8	17 / -	vs. Virginia *	W	3-0	31-29, 25-15, 25-19	N. Walch-11	Horton-12	Burkert/Luke-17
Nov. 13	20 / -	vs. Notre Dame *	W	3-0	25-18, 25-14, 25-19	N. Walch-13	Horton-12	Luke-22
Nov. 15	20 / 22	vs. Louisville *	L	2-3	25-21, 24-26, 25-18, 26-28, 9-15	N. Walch-22	Horton/Woie-17	Luke-26
Nov. 20	20 / -	vs. Wake Forest *	W	3-1	25-12, 25-19, 22-25, 25-16	Burrington/N. Walch-12	Luke-12	Luke-17
Nov. 22	20 / -	vs. Duke *	W	3-1	19-25, 25-18, 25-23, 25-17	N. Walch-18	Woie-16	Burkert-30
Nov. 25	20 / -	at Georgia Tech *	W	3-2	25-20, 22-25, 23-25, 25-20, 15-7	Horton-16	Horton/Woie-20	Luke-26
Nov. 27	20 / -	at Clemson *	W	3-0	25-22, 27-25, 25-15	N. Walch-12	Woie-16	Luke-25
Dec. 3	19 / -	vs. Arizona State ^	W	3-0	25-13, 25-17, 25-21	N. Walch-16	N. Walch-14	Luke-17
Dec. 4	19 / 16	at Florida ^	L	1-3	25-23, 19-25, 23-25, 19-25	N. Walch-19	Woie-17	Luke-26

I-Colorado Tournament (Boulder, CO)

@-Ohio State Tournament (Columbus, OH)

#-Aloft Seminole Invitational (Tallahassee, FL)

^-NCAA Tournament (Gainesville, FL)



# ALL-TIME TOP 25 VICTORIES

## (CHRONOLOGICAL ORDER)

Date	Season	FSU / Opp. Rank	Opponent	Site	Result	Score	Scores
Nov. 12	1988	- / 9	at Kentucky	Lexington, KY	W	3-1	15-10, 16-14, 13-15, 15-12
Sept. 29	1989	- / 14	vs. Kentucky	Tallahassee, Fla.	W	3-2	15-13, 6-15, 15-13, 11-15, 16-14
Oct. 27	1989	- / 17	vs. LSU	Tallahassee, Fla.	W	3-2	12-15, 15-9, 7-15, 15-5, 15-9
Sept. 7	1993	- / 8	vs. Florida	Tallahassee, Fla.	W	3-2	15-0, 8-15, 4-15, 15-13, 15-13
Oct. 24	1994	- / 12	vs. Notre Dame	Tallahassee, Fla.	W	3-1	15-10, 8-15, 17-15, 15-12
Oct. 31	1994	- / 8	vs. Florida	Tallahassee, Fla.	W	3-0	15-9, 15-13, 15-12
Oct. 27	2002	- / 11	vs. North Carolina	Chapel Hill, NC	W	3-2	26-30, 26-30, 30-27, 30-22
Nov. 23	2002	- / 12	vs. North Carolina	Atlanta, Ga.	W	3-0	30-23, 30-25, 30-23
Sept. 4	2009	- / 8	vs. Illinois	Las Cruces, NM	W	3-0	26-24, 25-22, 25-17
Dec. 11	2009	12 / 13	vs. Kentucky	Minneapolis, MN	W	3-2	16-25, 26-24, 25-17, 19-25, 17-15
Sept. 10	2010	17 / 16	at Kentucky	Lexington, KY	W	3-2	21-25, 25-22, 25-20, 17-25, 15-6
Aug. 27	2011	- / 23	vs. Tulsa	Tallahassee, Fla.	W	3-1	25-17, 21-25, 25-16, 25-19
Sept. 9	2011	24 / 23	at Dayton	Dayton, OH	W	3-1	25-23, 22-25, 25-23, 25-13
Sept. 14	2011	- / 20	vs. Miami	Tallahassee, Fla.	W	3-0	25-23, 25-21, 25-18
Dec. 9	2011	21 / 8	vs. Purdue	Minneapolis, MN	W	3-1	25-23, 21-25, 25-20, 25-19
Dec. 10	2011	21 / 14	vs. Iowa State	Minneapolis, MN	W	3-2	25-21, 23-25, 25-20, 19-25, 15-11
Aug. 24	2012	12 / 15	at Tennessee	Knoxville, TN	W	3-0	26-24, 25-15, 25-21
Aug. 25	2012	12 / 10	vs. Iowa State	Knoxville, TN	W	3-2	23-25, 25-23, 25-11, 25-27, 15-11
Sept. 15	2012	11 / 21	vs. Ohio State	Tallahassee, Fla.	W	3-1	25-18, 22-25, 25-13, 25-13
Oct. 24	2012	12 / 11	vs. Florida	Tallahassee, Fla.	W	3-0	25-23, 25-22, 25-21
Nov. 23	2012	12 / 23	vs. Miami	Tallahassee, Fla.	W	3-1	25-20, 22-25, 25-14, 29-27
Aug. 30	2013	18 / 17	vs. Kentucky	Long Beach, CA	W	3-0	27-25, 25-23, 25-20
Sept. 7	2013	15 / 16	vs. Western Kentucky	Tallahassee, Fla.	W	3-1	20-25, 25-15, 25-15, 25-23
Sept. 13	2013	16 / 7	vs. Michigan	College Station, TX	W	3-2	21-25, 23-25, 25-17, 25-19, 15-13
Nov. 1	2013	20 / 12	vs. North Carolina	Tallahassee, Fla.	W	3-2	25-27, 25-21, 25-16, 17-25, 15-8
Nov. 24	2013	19 / 13	vs. Duke	Tallahassee, Fla.	W	3-0	25-22, 25-22, 25-17
Dec. 6	2013	16 / 6	vs. Florida	Tallahassee, Fla.	W	3-2	25-15, 20-25, 22-25, 25-22, 15-9
Aug. 29	2014	13 / 7	at Nebraska	Lincoln, NE	W	3-1	18-25, 27-25, 25-23, 25-23
Sept. 3	2014	8 / 11	vs. Florida	Tallahassee, Fla.	W	3-2	28-30, 25-21, 23-25, 25-23, 15-9
Sept. 19	2014	6 / 21	at Texas A&M	College Station, TX	W	3-1	25-22, 23-25, 26-24, 25-21
Sept. 20	2014	6 / 21	at Texas A&M	College Station, TX	W	3-0	25-20, 25-16, 25-8
Sept. 26	2014	6 / 12	vs. North Carolina	Tallahassee, Fla.	W	3-0	25-22, 25-22, 32-30

## (BY RANKING)

Date	Season	FSU / Opp. Rank	Opponent	Site	Result	Score	Scores
Dec. 6	2013	16 / 6	vs. Florida	Tallahassee, Fla.	W	3-2	25-15, 20-25, 22-25, 25-22, 15-9
Sept. 13	2013	16 / 7	vs. Michigan	College Station, TX	W	3-2	21-25, 23-25, 25-17, 25-19, 15-13
Aug. 29	2014	13 / 7	at Nebraska	Lincoln, NE	W	3-1	18-25, 27-25, 25-23, 25-23
Sept. 7	1993	- / 8	vs. Florida	Tallahassee, Fla.	W	3-2	15-0, 8-15, 4-15, 15-13, 15-13
Oct. 31	1994	- / 8	vs. Florida	Tallahassee, Fla.	W	3-0	15-9, 15-13, 15-12
Sept. 4	2009	- / 8	vs. Illinois	Las Cruces, NM	W	3-0	26-24, 25-22, 25-17
Dec. 9	2011	21 / 8	vs. Purdue	Minneapolis, MN	W	3-1	25-23, 21-25, 25-20, 25-19
Nov. 12	1988	- / 9	at Kentucky	Lexington, KY	W	3-1	15-10, 16-14, 13-15, 15-12
Aug. 25	2012	12 / 10	vs. Iowa State	Knoxville, TN	W	3-2	23-25, 25-23, 25-11, 25-27, 15-11
Oct. 27	2002	- / 11	vs. North Carolina	Chapel Hill, NC	W	3-2	26-30, 26-30, 30-27, 30-22
Oct. 24	2012	12 / 11	vs. Florida	Tallahassee, Fla.	W	3-0	25-23, 25-22, 25-21
Sept. 3	2014	8 / 11	vs. Florida	Tallahassee, Fla.	W	3-2	28-30, 25-21, 23-25, 25-23, 15-9
Oct. 24	1994	- / 12	vs. Notre Dame	Tallahassee, Fla.	W	3-1	15-10, 8-15, 17-15, 15-12
Nov. 23	2002	- / 12	vs. North Carolina	Atlanta, Ga.	W	3-0	30-23, 30-25, 30-23
Nov. 1	2013	20 / 12	vs. North Carolina	Tallahassee, Fla.	W	3-2	25-27, 25-21, 25-16, 17-25, 15-8
Sept. 26	2014	6 / 12	vs. North Carolina	Tallahassee, Fla.	W	3-0	25-22, 25-22, 32-30
Dec. 11	2009	12 / 13	vs. Kentucky	Minneapolis, MN	W	3-2	16-25, 26-24, 25-17, 19-25, 17-15
Nov. 24	2013	19 / 13	vs. Duke	Tallahassee, Fla.	W	3-0	25-22, 25-22, 25-17
Sept. 29	1989	- / 14	vs. Kentucky	Tallahassee, Fla.	W	3-2	15-13, 6-15, 15-13, 11-15, 16-14
Dec. 10	2011	21 / 14	vs. Iowa State	Minneapolis, MN	W	3-2	25-21, 23-25, 25-20, 19-25, 15-11
Aug. 24	2012	12 / 15	at Tennessee	Knoxville, TN	W	3-0	27-25, 25-15, 25-21
Sept. 10	2010	17 / 16	at Kentucky	Lexington, KY	W	3-2	21-25, 25-22, 25-20, 17-25, 15-6
Sept. 7	2013	15 / 16	vs. Western Kentucky	Tallahassee, Fla.	W	3-1	20-25, 25-15, 25-15, 25-23
Oct. 27	1989	- / 17	vs. LSU	Tallahassee, Fla.	W	3-2	12-15, 15-9, 7-15, 15-5, 15-9
Aug. 30	2013	18 / 17	vs. Kentucky	Long Beach, CA	W	3-0	27-25, 25-23, 25-20
Sept. 14	2011	- / 20	vs. Miami	Tallahassee, Fla.	W	3-0	25-23, 25-21, 25-18
Sept. 15	2012	11 / 21	vs. Ohio State	Tallahassee, Fla.	W	3-1	25-18, 22-25, 25-13, 25-13
Sept. 19	2014	6 / 21	at Texas A&M	College Station, TX	W	3-1	25-22, 23-25, 26-24, 25-21
Sept. 20	2014	6 / 21	at Texas A&M	College Station, TX	W	3-0	25-20, 25-16, 25-8
Aug. 27	2011	- / 23	vs. Tulsa	Tallahassee, Fla.	W	3-1	25-17, 21-25, 25-16, 25-19
Sept. 9	2011	24 / 23	at Dayton	Dayton, OH	W	3-1	25-23, 22-25, 25-23, 25-13
Nov. 23	2012	12 / 23	vs. Miami	Tallahassee, Fla.	W	3-1	25-20, 22-25, 25-14, 29-27





# FLORIDA STATE AVCA POLL HISTORY

Date	Season	FSU/Opp. Rank	Opponent	Result	Scores
Oct. 19	2012	12/-	at Georgia Tech *	W, 3-2	33-35, 23-25, 25-13, 25-17, 15-10
Oct. 21	2012	12/-	at Clemson *	W, 3-0	25-9, 25-23, 25-19
Oct. 24	2012	12/11	vs. Florida	W, 3-0	25-23, 25-22, 25-21
Oct. 26	2012	12/-	vs. Virginia *	W, 3-0	25-19, 25-11, 25-16
Oct. 28	2012	12/-	vs. Virginia Tech *	W, 3-0	25-21, 25-20, 25-19
Nov. 2	2012	11/-	at NC State *	W, 3-0	26-24, 25-16, 25-21
Nov. 3	2012	11/-	at North Carolina *	L, 1-3	25-23, 20-25, 24-26, 21-25
Nov. 8	2012	13/-	at Duke *	W, 3-0	25-16, 26-24, 25-22
Nov. 10	2012	13/-	at Wake Forest *	W, 3-1	25-23, 25-21, 19-25, 25-14
Nov. 16	2012	11/-	vs. Maryland *	W, 3-0	25-21, 25-15, 25-19
Nov. 18	2012	11/-	vs. Boston College *	W, 3-0	25-22, 25-13, 25-22
Nov. 23	2012	12/23	vs. Miami *	W, 3-1	25-20, 22-25, 25-14, 29-27
Nov. 30	2012	12/-	vs. Hofstra	W, 3-0	25-21, 25-10, 25-20
Dec. 1	2012	12/22	vs. Purdue	L, 2-3	20-25, 25-21, 21-25, 25-23, 11-15
Aug. 30	2013	18/-	vs. Illinois	L, 0-3	18-25, 23-25, 23-25
Aug. 30	2013	18/17	vs. Kentucky	W, 3-0	27-25, 25-23, 25-20
Aug. 31	2013	18/-	at Long Beach State	W, 3-2	15-25, 25-23, 20-25, 25-18, 15-12
Sept. 6	2013	15/23	vs. Ohio State	L, 1-3	29-27, 24-26, 14-25, 20-25
Sept. 7	2013	15/16	vs. Western Kentucky	W, 3-1	20-25, 25-15, 25-15, 25-23
Sept. 7	2013	15/-	vs. Florida Gulf Coast	W, 3-0	25-17, 25-13, 25-20
Sept. 12	2013	16/-	vs. Siena	W, 3-0	25-18, 25-9, 25-17
Sept. 12	2013	16/-	at Texas A&M	L, 0-3	25-27, 25-27, 22-25
Sept. 13	2013	16/17	vs. Michigan	W, 3-2	21-25, 23-25, 25-17, 25-19, 15-13
Sept. 17	2013	17/4	at Florida	L, 0-3	20-25, 24-26, 23-25
Sept. 21	2013	17/-	at Auburn	W, 3-2	25-22, 28-30, 25-16, 22-25, 15-11
Sept. 28	2013	17/-	at Syracuse *	W, 3-1	19-25, 25-16, 25-13, 25-13
Sept. 29	2013	17/-	at Boston College *	W, 3-0	25-23, 25-8, 25-13
Oct. 4	2013	18/-	at Georgia Tech *	L, 1-3	25-20, 24-26, 17-25, 22-25
Oct. 5	2013	18/-	at Clemson *	W, 3-2	19-25, 17-25, 25-23, 25-21, 15-8
Oct. 11	2013	21/-	vs. Maryland *	W, 3-0	25-19, 25-23, 25-14
Oct. 13	2013	21/-	vs. Pittsburgh *	W, 3-0	25-22, 25-23, 25-20
Oct. 16	2013	19/-	vs. Miami *	W, 3-1	25-23, 24-26, 25-13, 25-19
Oct. 20	2013	19/-	at Notre Dame *	W, 3-0	25-8, 25-23, 25-13
Oct. 25	2013	18/23	at Duke *	L, 2-3	20-25, 25-22, 22-25, 25-23, 9-15
Oct. 26	2013	18/-	at Wake Forest *	W, 3-1	24-26, 25-16, 25-20, 25-22
Nov. 1	2013	20/12	vs. North Carolina *	W, 3-2	25-27, 25-21, 25-16, 17-25, 15-8
Nov. 3	2013	20/-	vs. NC State *	W, 3-0	25-12, 25-18, 25-17
Nov. 8	2013	18/-	at Virginia *	W, 3-1	25-22, 27-29, 25-21, 25-21
Nov. 9	2013	18/-	at Virginia Tech *	L, 1-3	21-25, 25-20, 21-25, 15-25
Nov. 13	2013	22/-	at Miami *	W, 3-1	25-16, 25-23, 21-25, 25-13
Nov. 17	2013	22/-	vs. Notre Dame *	W, 3-0	25-13, 25-21, 25-21
Nov. 22	2013	19/-	vs. Wake Forest *	W, 3-0	25-12, 25-16, 25-20
Nov. 24	2013	19/13	vs. Duke *	W, 3-0	25-22, 25-22, 25-17
Nov. 27	2013	16/-	vs. Clemson *	W, 3-0	25-21, 25-23, 25-16
Nov. 29	2013	16/-	vs. Georgia Tech *	W, 3-0	25-10, 25-13, 25-21
Dec. 5	2013	16/-	vs. Georgia Southern	W, 3-0	25-19, 25-20, 25-20
Dec. 6	2013	16/6	vs. Florida	W, 3-2	25-15, 20-25, 22-25, 25-22, 15-9
Dec. 13	2013	16/13	vs. Wisconsin &	L, 1-3	15-25, 25-23, 22-25, 15-25
Aug. 29	2014	13/7	at Nebraska	W, 3-1	18-25, 27-25, 25-23, 25-23
Aug. 31	2014	13/-	at Iowa State	W, 3-0	25-21, 25-16, 25-11
Sept. 3	2014	8/11	vs. Florida	W, 3-2	28-30, 25-21, 23-25, 25-23, 15-9
Sept. 6	2014	8/-	vs. Marquette	W, 3-2	21-25, 25-19, 25-19, 25-27, 15-13
Sept. 7	2014	8/-	at American	W, 3-2	19-25, 25-12, 25-22, 10-25, 15-9
Sept. 12	2014	7/-	vs. Samford	W, 3-0	25-19, 25-8, 25-13
Sept. 13	2014	7/-	vs. Central Arkansas	W, 3-0	25-11, 25-18, 25-17
Sept. 13	2014	7/-	vs. LSU	W, 3-1	19-25, 25-19, 25-23, 25-16
Sept. 15	2014	6/-	vs. Auburn	W, 3-2	25-17, 26-28, 17-25, 25-16, 15-8
Sept. 19	2014	6/21	at Texas A&M	W, 3-1	25-22, 23-25, 26-24, 25-21
Sept. 20	2014	6/21	at Texas A&M	W, 3-0	25-20, 25-16, 25-8
Sept. 26	2014	6/12	vs. North Carolina *	W, 3-0	25-22, 25-22, 32-30
Sept. 28	2014	6/-	vs. Notre Dame *	W, 3-0	34-32, 25-22, 25-19
Oct. 3	2014	5/-	at Georgia Tech *	W, 3-0	25-17, 25-22, 25-18
Oct. 5	2014	5/-	at Miami *	W, 3-2	26-28, 25-19, 25-20, 27-29, 15-9
Oct. 10	2014	4/-	at Louisville *	W, 3-1	25-21, 24-26, 25-18, 25-22
Oct. 12	2014	4/-	vs. NC State *	W, 3-0	25-21, 25-16, 25-23
Oct. 17	2014	4/-	vs. Florida A&M	W, 3-0	26-24, 25-21, 25-18
Oct. 19	2014	4/-	vs. Virginia Tech *	W, 3-1	25-22, 25-17, 21-25, 25-23
Oct. 24	2014	4/-	at Pittsburgh *	W, 3-2	24-26, 18-25, 25-17, 25-19, 15-11
Oct. 26	2014	4/-	at Wake Forest *	W, 3-1	25-17, 18-25, 25-11, 25-22

Date	Season	FSU/Opp. Rank	Opponent	Result	Scores
Oct. 31	2014	3/-	at NC State *	W, 3-1	18-25, 25-17, 25-19, 25-17
Nov. 2	2014	3/-	at Clemson *	W, 3-2	22-25, 25-22, 21-25, 25-18, 15-12
Nov. 7	2014	3/-	vs. Virginia *	W, 3-1	25-17, 25-15, 20-25, 25-22
Nov. 13	2014	3/-	at Duke *	L, 1-3	25-20, 20-25, 21-25, 21-25
Nov. 14	2014	3/8	at North Carolina *	L, 1-3	24-26, 25-19, 22-25, 20-25
Nov. 21	2014	8/-	vs. Boston College *	W, 3-0	25-22, 28-26, 25-20
Nov. 23	2014	8/-	vs. Syracuse *	W, 3-0	25-19, 25-15, 25-17
Nov. 26	2014	8/-	vs. Clemson *	W, 3-0	25-18, 25-21, 25-13
Nov. 28	2014	8/-	vs. Miami *	W, 3-0	25-21, 25-22, 25-18
Dec. 4	2014	8/-	vs. Jacksonville	W, 3-0	25-13, 25-21, 25-15
Dec. 5	2014	8/-	vs. Alabama	W, 3-0	25-18, 25-22, 25-19
Dec. 12	2014	8/12	vs. Brigham Young &	L, 1-3	20-25, 19-25, 25-19, 24-26
Aug. 28	2015	9/-	vs. Oklahoma	W, 3-1	25-21, 25-23, 21-25, 25-18
Aug. 29	2015	9/24	at (24) Colorado	L, 2-3	20-25, 25-17, 27-25, 21-25, 12-15
Aug. 29	2015	9/-	vs. San Diego	W, 3-0	25-16, 25-21, 25-20
Sept. 5	2015	14/22	at (22) Ohio State	L, 2-3	25-21, 19-25, 25-20, 19-25, 11-15
Sept. 6	2015	14/-	vs. Northern Illinois	W, 3-0	25-23, 25-13, 25-19
Sept. 6	2015	14/22	at (22) Ohio State	L, 1-3	19-25, 25-18, 13-25, 21-25
Sept. 11	2015	19/-	vs. Coastal Carolina	W, 3-0	25-15, 25-16, 25-10
Sept. 12	2015	19/-	at Florida A&M	W, 3-0	25-15, 25-16, 28-26
Sept. 12	2015	19/-	vs. Xavier	W, 3-0	25-21, 26-24, 25-15
Sept. 18	2015	18/-	vs. Texas A&M	W, 3-1	25-20, 25-12, 21-25, 25-16
Sept. 20	2015	18/5	at Florida	L, 1-3	25-22, 18-25, 21-25, 20-25
Sept. 23	2015	17/-	vs. Miami *	W, 3-2	25-20, 25-21, 19-25, 20-25, 15-11
Sept. 27	2015	17/-	at Notre Dame *	W, 3-0	25-20, 25-21, 25-12
Oct. 2	2015	17/-	vs. Clemson *	W, 3-0	25-22, 25-15, 25-15
Oct. 4	2015	17/-	vs. Georgia Tech *	W, 3-0	25-22, 25-20, 25-13
Oct. 9	2015	18/-	at Duke *	W, 3-2	25-22, 25-22, 20-25, 21-25, 15-12
Oct. 11	2015	18/-	at Wake Forest *	W, 3-0	25-11, 25-17, 25-18
Oct. 16	2015	1-18/-	at North Carolina *	W, 3-2	25-20, 22-25, 18-25, 25-21, 15-10
Oct. 18	2015	1-18/-	at NC State *	W, 3-1	25-18, 33-31, 22-25, 25-20
Oct. 23	2015	17/-	vs. Syracuse *	W, 3-0	25-16, 25-19, 25-20
Oct. 25	2015	17/-	vs. Boston College *	W, 3-0	25-18, 25-22, 25-14
Oct. 30	2015	15/-	at Pittsburgh *	L, 0-3	14-25, 23-25, 26-28
Nov. 1	2015	15/-	at Virginia Tech *	W, 3-0	25-17, 25-21, 25-15
Nov. 4	2015	17/-	at Miami *	L, 1-3	25-20, 23-25, 26-28, 14-25
Nov. 8	2015	17/-	vs. Virginia *	W, 3-0	31-29, 25-15, 25-19
Nov. 13	2015	20/-	vs. Notre Dame *	W, 3-0	25-18, 25-14, 25-19
Nov. 15	2015	20/22	vs. Louisville *	L, 2-3	25-21, 24-26, 25-18, 26-28, 9-15
Nov. 20	2015	20/-	vs. Wake Forest *	W, 3-1	25-12, 25-19, 22-25, 25-16
Nov. 22	2015	20/-	vs. Duke *	W, 3-1	19-25, 25-18, 25-23, 25-17
Nov. 25	2015	20/-	at Georgia Tech *	W, 3-2	25-20, 22-25, 23-25, 25-20, 15-7
Nov. 27	2015	20/-	at Clemson *	W, 3-0	25-22, 27-25, 25-15
Dec. 3	2015	19/-	vs. Arizona State	W, 3-0	25-13, 25-17, 25-21
Dec. 4	2015	19/16	at Florida	L, 1-3	25-23, 19-25, 23-25, 19-25







# POSTSEASON TOURNAMENT RESULTS

## AIAW TOURNAMENT / CHAMPIONSHIPS <13-22>

	1973	-/-	vs. Southern Connecticut State	W	2-0	15-7, 14-12
	1973	-/-	vs. UCLA	L	0-2	9-15, 10-15
	1973	-/-	vs. Missouri State	W	2-0	15-10, 15-12
	1973	-/-	vs. Texas-Arlington	L	0-2	7-15, 12-15
	1973	-/-	vs. Winthrop	W	2-0	15-9, 15-10
Dec. 12	1974	-/-	vs. Illinois State	L	0-2	9-15, 14-16
Dec. 13	1974	-/-	vs. Brooklyn College	L	0-2	12-15, 0-15
Dec. 13	1974	-/-	vs. Texas Woman's College	L	0-2	5-15, 6-15
Dec. 14	1974	-/-	vs. Long Beach State	L	0-2	7-15, 1-15
Dec. 14	1974	-/-	vs. Oregon	L	1-2	15-12, 6-15, 6-15
	1978	-/-	vs. Missouri State	L	1-2	15-12, 11-15, 6-15
	1978	-/-	vs. Arizona	L	1-2	11-15, 16-14, 1-15
	1978	-/-	vs. Texas A&M	L	0-2	9-15, 8-15
	1978	-/-	vs. Pepperdine	L	1-2	5-15, 15-12, 3-15
	1978	-/-	vs. California	L	1-2	2-15, 15-12, 7-15
Dec. 6	1979	-/-	vs. Brigham Young	L	1-2	16-14, 7-15, 7-15
Dec. 6	1979	-/-	vs. Houston	L	0-2	9-15, 8-15
Dec. 6	1979	-/-	vs. UCLA	L	0-2	9-15, 5-15
Dec. 6	1979	-/-	vs. Purdue	L	0-2	14-16, 14-16
Nov. 20	1980	-/-	vs. South Alabama	W	2-0	15-5, 15-5
Nov. 20	1980	-/-	vs. Auburn	W	2-0	15-1, 15-2
Nov. 21	1980	-/-	vs. Mississippi	L	0-2	15-1, 9-15, 14-16
Nov. 21	1980	-/-	vs. Mississippi	W	2-0	15-8, 15-6
Nov. 22	1980	-/-	vs. Alabama	L	1-2	14-16, 15-11, 11-15
Nov. 22	1980	-/-	vs. Miami	L	0-2	13-15, 4-15
Nov. 20	1981	-/-	vs. Mississippi	W	2-0	15-3, 15-8
Nov. 20	1981	-/-	vs. Miami	W	2-0	15-9, 15-12
Nov. 21	1981	-/-	vs. UCF	W	2-0	15-12, 15-9
Nov. 22	1981	-/-	vs. Georgia	W	2-0	15-1, 15-5
Dec. 10	1981	-/-	vs. North Carolina	W	3-0	15-5, 15-10, 15-1
Dec. 10	1981	-/-	vs. Portland State	L	1-3	15-7, 9-15, 10-15, 18-20
Dec. 11	1981	-/-	vs. Minnesota	W	3-0	15-6, 15-13, 15-11
Dec. 11	1981	-/-	vs. Texas	L	2-2	12-15, 15-3, 5-15, 15-11, 12-15
Dec. 12	1981	-/-	vs. Texas-Arlington	W	2-1	15-11, 18-20, 15-11
Dec. 12	1981	-/-	vs. Utah State	L	0-3	9-15, 15-13, 10-15

## METRO TOURNAMENT <24-8>

Nov. 21	1982	-/-	vs. Tulane ^	W	2-0	15-5, 15-12
Nov. 21	1982	-/-	vs. Memphis ^	W	2-0	15-7, 15-1
Nov. 21	1982	-/-	vs. Cincinnati ^	L	1-2	15-10, 13-15, 5-15
Nov. 22	1982	-/-	vs. Southern Mississippi ^	W	2-0	15-3, 15-2
Nov. 22	1982	-/-	vs. Virginia Tech ^	W	2-0	15-11, 15-3
Nov. 22	1982	-/-	vs. Louisville ^	L	1-2	13-15, 15-12, 12-15
Nov. 23	1982	-/-	vs. Louisville ^	L	2-3	13-15, 16-14, 15-11, 12-15, 13-15
Nov. 23	1982	-/-	vs. Memphis ^	W	3-0	15-6, 15-5, 15-7
Nov. 18	1983	-/-	vs. Southern Mississippi ?	W	3-0	15-0, 15-0, 15-4
Nov. 19	1983	-/-	vs. Cincinnati ?	W	3-1	13-15, 15-12, 15-12, 15-9
Nov. 19	1983	-/-	vs. South Carolina ?	W	3-2	13-15, 15-8, 15-9, 10-15, 15-4
Dec. 5	1983	-/ 13	vs. Tennessee +	L	2-3	15-12, 15-12, 1-15, 10-15, 8-15
Nov. 16	1984	-/-	vs. Virginia Tech !	W	3-0	15-1, 15-6, 15-8
Nov. 17	1984	-/-	at South Carolina !	L	1-3	11-15, 11-15, 11-15
Nov. 23	1985	-/-	at Southern Mississippi ^	W	3-0	15-13, 15-13, 15-3
Nov. 24	1985	-/-	vs. South Carolina ^	W	3-1	15-1, 15-3, 13-15, 15-12
Nov. 29	1985	-/-	vs. Brigham Young ^	L	0-3	2-15, 6-15, 5-15
Nov. 29	1985	-/-	vs. Georgia ^	W	1-3	9-15, 16-14, 7-15, 11-15
Nov. 22	1986	-/-	at Virginia Tech ^	W	3-0	15-7, 16-14, 15-10
Nov. 23	1986	-/-	vs. South Carolina ^	W	3-1	7-15, 15-13, 15-3, 15-7
Nov. 21	1987	-/-	vs. South Carolina \$	W	3-1	15-9, 15-4, 12-15, 15-8



# POSTSEASON TOURNAMENT RESULTS

Nov. 22	1987	-/-	vs. Cincinnati \$	W	3-1	15-4, 15-12, 6-15, 15-11
Nov. 27	1987	-/-	vs. Houston \$	L	2-3	15-7, 15-3, 11-15, 8-15, 11-15
Nov. 29	1987	-/18	vs. Long Beach State \$	L	2-3	10-15, 17-15, 15-2, 9-15, 11-15
Nov. 18	1988	-/-	vs. Southern Mississippi #	W	3-0	15-10, 15-5, 15-6
Nov. 19	1988	-/-	vs. South Carolina #	W	3-0	15-8, 15-13, 15-6
Nov. 20	1988	-/-	at Cincinnati #	W	3-1	10-15, 15-10, 15-7, 15-9
Nov. 17	1989	-/-	vs. Southern Mississippi \$	W	3-0	15-2, 15-3, 15-7
Nov. 18	1989	-/-	vs. Louisville \$	W	3-0	15-2, 15-7, 15-9
Nov. 19	1989	-/-	vs. Cincinnati \$	W	3-0	15-12, 15-4, 15-7
Nov. 16	1990	-/-	vs. Virginia Tech %	W	3-0	15-11, 15-9, 15-4
Nov. 17	1990	-/-	at Louisville %	W	3-2	15-3, 6-15, 14-16, 15-10, 16-14

## ACC TOURNAMENT <16-13>

Nov. 22	1991	-/-	vs. North Carolina \$	W	3-0	15-7, 15-6, 15-6
Nov. 23	1991	-/-	at Virginia %	L	1-3	11-15, 9-15, 16-14, 6-15
Nov. 20	1992	-/-	vs. Virginia %	W	3-0	15-7, 15-3, 15-4
Nov. 21	1992	-/-	at Maryland %	W	3-2	8-15, 15-8, 12-15, 15-10, 15-8
Nov. 22	1992	-/-	vs. Duke %	L	2-3	9-15, 15-9, 15-11, 11-15, 11-15
Nov. 19	1993	-/-	vs. North Carolina #	W	3-0	15-13, 15-3, 15-7
Nov. 20	1993	-/-	vs. Clemson #	W	3-0	17-15, 15-12, 15-7
Nov. 21	1993	-/20	at Duke #	L	0-3	6-15, 6-15, 5-15
Nov. 18	1994	-/-	vs. Maryland #	W	3-1	16-14, 15-6, 5-15, 15-12
Nov. 19	1994	-/21	vs. Duke #	L	0-3	8-15, 7-15, 8-15
Nov. 16	1995	-/-	at Clemson #	W	3-2	15-8, 6-15, 6-15, 16-14, 15-13
Nov. 17	1995	-/-	vs. Maryland #	L	0-3	9-15, 11-15, 3-15
Nov. 22	1996	-/-	at Georgia Tech #	L	0-3	8-15, 12-15, 8-15
Nov. 21	1997	-/-	vs. Virginia \$	W	3-2	15-9, 9-15, 17-15, 13-15, 15-8
Nov. 22	1997	-/-	vs. Georgia Tech \$	L	1-3	14-16, 10-15, 15-5, 6-15
Nov. 20	1998	-/-	vs. Wake Forest \$	W	3-0	15-6, 15-11, 15-11
Nov. 21	1998	-/-	vs. Virginia \$	W	3-0	15-10, 15-12, 15-9
Nov. 22	1998	-/-	vs. North Carolina \$	W	3-0	15-8, 15-1, 15-10
Nov. 19	1999	-/16	vs. Clemson \$	L	0-3	4-15, 5-15, 8-15
Nov. 16	2000	-/-	vs. Duke \$	L	1-3	14-16, 10-15, 15-4, 10-15
Nov. 15	2001	-/-	vs. Wake Forest \$	W	3-0	30-23, 30-26, 30-27
Nov. 17	2001	-/-	vs. Duke \$	W	3-1	32-30, 30-21, 13-30, 30-20
Nov. 18	2001	-/-	vs. North Carolina \$	L	1-3	20-30, 27-30, 30-28, 23-30
Nov. 22	2002	-/-	vs. Clemson \$	W	3-2	29-31, 30-23, 30-28, 30-32, 17-15
Nov. 23	2002	-/12	vs. North Carolina \$	W	3-0	30-23, 30-25, 30-23
Nov. 24	2002	-/20	at Georgia Tech \$	L	1-3	23-30, 23-30, 30-23, 19-30
Nov. 20	2003	-/-	vs. NC State \$	W	3-0	30-22, 30-23, 30-20
Nov. 21	2003	-/6	vs. Georgia Tech \$	L	1-3	23-30, 31-29, 19-30, 27-30
Nov. 19	2004	-/-	vs. North Carolina \$	L	0-3	17-30, 31-33, 24-30

## NCAA TOURNAMENT <16-20>

Dec. 5	1983	-/13	vs. Tennessee	L	2-3	15-12, 15-12, 1-15, 10-15, 8-15
Dec. 7	1985	-/-	at Georgia &	L	0-3	6-15, 1-15, 11-15
Dec. 5	1987	-/9	at Texas ^	L	0-3	6-15, 11-15, 9-15
Dec. 4	1988	-/-	vs. Colorado State ^	L	1-3	3-15, 5-15, 15-9, 7-15
Nov. 30	1989	-/17	vs. California ^	L	1-3	15-11, 11-15, 13-15, 13-15
Nov. 30	1990	-/-	at Kentucky ^	L	1-3	12-15, 10-15, 15-10, 10-15
Dec. 2	1992	-/5	at Florida ^	L	0-3	9-15, 3-15, 10-15
Dec. 1	1993	-/-	vs. DePaul ^	W	3-1	15-8, 7-15, 15-10, 15-13
Dec. 5	1993	-/11	vs. Pacific ^	L	1-3	6-15, 17-15, 6-15, 9-15
Nov. 25	1994	-/-	vs. South Florida \$	W	3-1	11-15, 16-14, 15-6, 15-7
Nov. 26	1994	-/17	at Georgia \$	L	1-3	8-15, 15-5, 6-15, 6-15
Dec. 5	1997	-/-	vs. South Florida ^	L	2-3	15-8, 4-15, 13-15, 15-7, 9-15
Dec. 4	1998	-/-	vs. Northern Illinois ^	L	1-3	15-10, 11-15, 10-15, 12-15
Dec. 6	2002	-/-	vs. South Florida ^	L	0-3	21-30, 19-30, 28-30
Nov. 28	2003	-/-	at Georgia ^	L	1-3	23-30, 26-30, 30-28, 28-30
Dec. 5	2009	12/-	vs. Alabama A&M ^	W	3-0	25-10, 25-19, 25-10



# POSTSEASON TOURNAMENT RESULTS

Dec. 6	2009	12 / -	vs. Jacksonville State ^	W	3-0	25-18, 26-24, 25-22
Dec. 11	2009	12 / 13	vs. Kentucky &	W	3-2	16-25, 26-24, 25-17, 19-25, 17-15
Dec. 12	2009	12 / 11	at Minnesota &	L	1-3	20-25, 7-25, 25-18, 17-25
Dec. 3	2010	- / -	vs. Georgia Southern ^	W	3-1	25-20, 23-25, 25-22, 25-13
Dec. 4	2010	- / 1	at Florida ^	L	2-3	25-20, 22-25, 25-22, 21-25, 15-17
Dec. 2	2011	21 / -	vs. Albany ^	W	3-0	25-15, 25-11, 25-23
Dec. 3	2011	21 / -	vs. Cincinnati ^	W	3-2	25-23, 16-25, 25-20, 20-25, 15-13
Dec. 9	2011	21 / 8	vs. Purdue &	W	3-1	25-23, 21-25, 25-20, 25-19
Dec. 10	2011	21 / 14	vs. Iowa State &	W	3-2	25-21, 23-25, 25-20, 19-25, 15-11
Dec. 15	2011	21 / 4	vs. UCLA +	L	0-3	16-25, 17-25, 21-25
Nov. 30	2012	12 / -	vs. Hofstra ^	W	3-0	25-21, 25-10, 25-20
Dec. 1	2012	12 / 22	vs. Purdue ^	L	2-3	20-25, 25-21, 21-25, 25-23, 11-15
Dec. 5	2013	16 / -	vs. Georgia Southern ^	W	3-0	25-19, 25-20, 25-20
Dec. 6	2013	16 / 6	vs Florida ^	W	3-2	25-15, 20-25, 22-25, 25-22, 15-9
Dec. 13	2013	16 / 13	vs. Wisconsin &	L	1-3	15-25, 25-23, 22-25, 15-25
Dec. 4	2014	8 / -	vs. Jacksonville ^	W	3-0	25-13, 25-21, 25-15
Dec. 5	2014	8 / -	vs. Alabama ^	W	3-0	25-18, 25-22, 25-19
Dec. 12	2014	8 / 12	vs. Brigham Young &	L	1-3	20-25, 19-25, 25-19, 24-26
Dec. 3	2015	19 / -	vs. Arizona State ^	W	3-0	25-13, 25-17, 25-21
Dec. 4	2015	19 / 16	at Florida ^	L	1-3	25-23, 19-25, 23-25, 19-25

## AVCA TOP 25 NOTES

- Florida State has posted 32 victories against teams ranked in the AVCA Top 25, including 24 since the arrival of Chris Poole in 2008.
- The Seminoles first cracked the AVCA polls on Sept. 21, 1982, playing 253 matches as an AVCA Top 25 program.
- Entering the 2016 season Florida State has spent the last 74 weeks ranked in the AVCA Top 25 polls. The streak began on Sept. 19, 2011 when the Seminoles brandished a 23rd overall ranking.
- Florida State has been ranked in the AVCA Top 25 in 100 of the 126 weeks since Poole's arrival in 2008.
- Poole has amassed 33 AVCA Top 25 victories over the course of his coaching career.
- The Seminoles have posted 16 AVCA Top 25 victories at home, including 27 at Tully Gymnasium under Poole.
- Florida State has posted four of its seven wins against AVCA Top 25 programs in the last seven years, including a 3-2 win over in-state rival and sixth-ranked Florida (25-15, 20-25, 22-25, 25-22, 15-9) on Dec. 6, 2013. That win marks the highest ranked team that the Seminoles, who were ranked 16th, have defeated in program history.
- The Seminoles came away with six AVCA Top 25 victories over the course of the 2013 season—the most in any season in program history.
- Florida State has posted multiple AVCA Top 25 victories in seven different seasons (*number in parentheses indicates Top 25 teams defeated*): 1989 (2); 2002 (2); 2009 (2); 2011 (5); 2012 (5); 2013 (6); 2014 (5).
- 14 of the 32 AVCA Top 25 victories by the Seminoles have come against schools in the Southeastern Conference (*number in parentheses indicates victories against*): Kentucky (5); Florida (5); Texas A&M (2); LSU (1); Tennessee (1).
- Before a 3-0 victory against eighth-ranked Illinois (26-24, 25-22, 25-17) on Sept. 4, 2009, the first Top 25 by Florida State in the tenure of Poole, the Seminoles had gone seven years since posting a victory against a Top 25 program—which came against No. 12 North Carolina (30-23, 30-25, 30-23) on Nov. 23, 2002.
- Cecile Reynaud finished with six nationally-ranked wins in her career at Florida State, posting her first on Nov. 12, 1988 at ninth-ranked Kentucky.

## NCAA TOURNAMENT NOTES

- Florida State has posted 16 wins in the NCAA Tournament since making its first appearance on Dec. 7, 1983 against No. 13 Tennessee under head coach Cecile Reynaud.
- The first victory in the postseason tournament came against DePaul on Dec. 1, 1993, when the Seminoles won 3-1 (15-8, 7-15, 15-10, 15-13).
- The first time that the Seminoles won multiple matches in the NCAA Tournament came in 2009, when Florida State reached the Elite Eight following victories against Alabama A&M, Jacksonville State and Kentucky in succession.
- The school's first Final Four appearance came in 2011 when Chris Poole guided the Seminoles to victories against Albany, Cincinnati, Purdue and Iowa State en route to a showdown with perennial power UCLA.
- Florida State has posted multiple NCAA Tournament victories on four occasions (*number in parentheses indicates wins*): 2009 (3); 2011 (4); 2013 (2); 2014 (2).



# THE ATLANTIC COAST CONFERENCE

## The Tradition

Consistency. It is the mark of true excellence in any endeavor.

In today's intercollegiate athletics, competition is so balanced and so competitive that it is virtually impossible to maintain a high level of consistency. Yet the Atlantic Coast Conference has defied the odds.

Established in 1953, the ACC has long enjoyed the reputation as one of the strongest and most competitive intercollegiate conferences in the nation. And that is not mere conjecture, the numbers support it.

Through its first 63 years of competition, ACC schools captured 146 NCAA team championships, including 74 in women's competition and 72 in men's. In addition, NCAA individual titles went to ACC student-athletes 163 times in men's competition and 129 times in women's action. Given the ACC's strong history and the strengthening of its ranks with the additions of Notre Dame, Pitt and Syracuse in 2013, followed by Louisville in 2014, those numbers – and the league's longstanding tradition of excellence – appear destined to grow in the years ahead.

2015-16 in Review

The 2015-16 academic year saw ACC teams capture five more national team titles. The ACC has averaged more than four national titles per year over the past 19 years and has claimed multiple NCAA titles in 33 of the past 35 years.

Academically, the member institutions of the Atlantic Coast Conference have led the way in nine of the last 10 years among Autonomy 5 conferences in the "Best Colleges" rankings released by *US News & World Report*.

### 2015-16 National Championships

Men's Cross Country	Syracuse
Field Hockey	Syracuse
Men's Tennis	Virginia
Men's Lacrosse	North Carolina
Women's Lacrosse	North Carolina

ACC member schools made strong bids to claim even more NCAA titles in 2015-16, placing as runners-up in football (Clemson), men's basketball (North Carolina), women's basketball (Syracuse), men's soccer (Clemson), women's soccer (Duke), beach volleyball (Florida State) and women's ice hockey (Boston College).

## The Championships

The conference will conduct championship competition in 27 sports during the 2016-17 academic year--13 for men and 14 for women. The first ACC championship was held in swimming at North Carolina State University on February 25, 1954.

The 13 sports for men include football, cross country, soccer, basketball, fencing, swimming and diving, indoor and outdoor track & field, wrestling, baseball, tennis, golf and lacrosse. Women's sports were initiated in 1977 with the first championship meet held in tennis October 6-8 at Wake Forest University. Championships for women are currently conducted in cross country, field hockey, soccer, basketball, fencing, swimming & diving, indoor and outdoor track & field, tennis, golf, lacrosse, softball and rowing, with volleyball deciding its champion by regular-season play.

## A History

The Atlantic Coast Conference was founded on May 8, 1953, at the Sedgefield Inn near Greensboro, North Carolina with seven charter members – Clemson, Duke, Maryland, North Carolina, North Carolina State, South Carolina and Wake Forest – drawing up the conference by-laws.

The withdrawal of seven schools from the Southern Conference came early on the morning of May 8, 1953, during the Southern Conference's annual spring meeting. On June 14, 1953, the seven members met in Raleigh, North Carolina, where a set of bylaws was adopted and the name became officially the Atlantic Coast Conference.

Suggestions from fans for the name of the new conference appeared in the region's newspapers prior to the meeting in Raleigh. Some of the names suggested were: Dixie, Mid-South, Mid-Atlantic, East Coast, Seaboard, Colonial, Tobacco, Blue-Gray, Piedmont, Southern Seven and the Shoreline.

Duke's Eddie Cameron recommended that the name of the conference be the Atlantic Coast Conference, and the motion was passed unanimously. The meeting concluded with each member institution assessed \$200.00 to pay for conference expenses.



On December 4, 1953, conference

officials met again at Sedgefield and officially admitted Virginia as the league's eighth member. The first withdrawal of a school from the ACC came on June 30, 1971, when South Carolina tendered its resignation. The ACC operated with seven members until April 3, 1978, when Georgia Tech was admitted. The Atlanta school had withdrawn from the Southeastern Conference in January of 1964.

The ACC expanded to nine members on July 1, 1991, with the addition of Florida State.

The conference expanded to 11 members on July 1, 2004, with the addition of Miami and Virginia Tech. On October 17, 2003, Boston College accepted an invitation to become the league's 12th member starting July 1, 2005.

The ACC added its 13th and 14th members on Sept. 18, 2011, when Pittsburgh and Syracuse accepted invitations to join the conference. The two schools officially join the ACC on July 1, 2013. Notre Dame also officially joined the ACC on July 1, 2013, after announcing on Sept. 12, 2012 its intention to enter the league for competition in all sports but football, bringing the membership of the conference to 15. The Fighting Irish will play five games with ACC schools each year.

On July 1, 2014, Louisville entered the ACC on the same day Maryland withdrew, keeping the conference's membership at 15 institutions.



BOSTON COLLEGE



CLEMSON



DUKE



FLORIDA STATE



GEORGIA TECH



LOUISVILLE



MIAMI



NORTH CAROLINA



NC STATE



NOTRE DAME



PITTSBURGH



SYRACUSE



VIRGINIA




VIRGINIA TECH



WAKE FOREST



# UNIVERSITY & ATHLETIC ADMINISTRATION



**JOHN THRASHER**  
PRESIDENT




**PAMELA L. PERREWE'**  
FACULTY ATHLETICS REPRESENTATIVE




**STAN WILCOX**  
VICE PRESIDENT /  
ATHLETICS DIRECTOR



**CINDY HARTMANN**  
DEPUTY ATHLETICS DIRECTOR  
FOR ADMINISTRATION



**KARL HICKS**  
DEPUTY ATHLETICS DIRECTOR  
FOR EXTERNAL OPERATIONS



**VANESSA FUCHS**  
SENIOR ASSOCIATE  
ATHLETICS DIRECTOR/SWA



**MONK BONASORTE**  
SENIOR ASSOCIATE  
ATHLETICS DIRECTOR



**DR. GREG BEAUMONT**  
SENIOR ASSOCIATE ATHLETICS  
DIRECTOR/ ASSOCIATE DEAN

## 2016-17 FLORIDA STATE BOARD OF TRUSTEES



Edward E. "Ed" Burr,  
Chair



Leslie Pantin,  
Vice Chair



Maximo Alvarez



Kathryn Ballard



William "Billy" Buzzett



Emily Fleming Duda



Susan Florito



Joseph Gruters



Mark Hillis



Craig Mateer



Nathan Molina



Bob Sasser



Brent W. Sembler



**MATT BEHNKE**  
SENIOR ASSOCIATE  
ATHLETICS DIRECTOR/CFO



**JIM CURRY**  
SENIOR ASSOCIATE ATHLETICS  
DIRECTOR/COMPLIANCE



# MEDIA INFORMATION

## FSU MEDIA INFORMATION

Florida State Assistant Sports Information Director Jon Cole can assist you with any requests or questions regarding the Seminoles' 2016 volleyball program, almanac, coaches or student-athletes.

**Jon Cole**  
Florida State Assistant SID/Volleyball  
850.644.5656 – office  
850.228.1727 – cell  
Email: [jccole@fsu.edu](mailto:jccole@fsu.edu)

**Mailing address:**  
FSU Sports Information  
PO Drawer 2195, Tallahassee, FL 32316

**Shipping address:**  
FSU Sports Information  
403 Stadium Dr. West Room D0107, Tallahassee, FL 32306

## PLAYERS & COACHES INTERVIEWS

All players and coaches interviews should be arranged through the sports information office by contacting Jon Cole (850.228.1727) at least 24 hours in advance. Student-athlete's phone numbers will not be released. Media may not contact any student-athlete through the use of social media, including Facebook, Twitter and Instagram.

## HOW TO COVER THE SEMINOLES

Members of the media are supplied with weekly press releases, including updated statistics, as well as conference and national rankings and information on upcoming matches. This information may be obtained in the sports information office and will be updated after every match at [www.seminoles.com](http://www.seminoles.com).

## HOME MATCH LOCATIONS

All of the 2016 volleyball matches take place on Lucy McDaniel Court at Tully Gymnasium (capacity 1,162). Media should notify the sports information office prior to home matches if they plan to attend. Any accredited photographer wishing to shoot the matches must check in with Steve Stone prior to match day. There are no strobe lights in Tully Gym.

## FSU ON THE WEB

All the game stories, updated stats, weekly releases and Seminole volleyball news you could ever ask for is available 24 hours a day, 365 days a year at [Seminoles.com](http://Seminoles.com). The official FSU athletics Web site is your first stop for all the information you could ever need on the Seminole volleyball team and is updated immediately following each match.

## FSU SOCIAL MEDIA

Media and fans are encouraged to follow @FSUVolleyball on the team's official Twitter page and Facebook ([Facebook.com/FSUVolleyball](https://www.facebook.com/FSUVolleyball)) for instantaneous information surrounding the squad. Throughout the 2015 regular season, in-match tweeting will be provided in addition to Game Tracker for live statistics.

## SPORTS INFORMATION DIRECTORY



**Jon Cole**  
Assistant SID



**Elliott Finebloom**  
Asst AD/SID & Digital Media



**Chuck Walsh**  
Deputy SID



**Zach Stipe**  
Director of Football Communications



**Bob Thomas**  
Associate SID



**Scott Moriak**  
Assistant SID



**Christa Salerno**  
Assistant SID



**Steve Stone**  
Assistant SID



**Steven McCartney**  
SID Assistant





# 2016 TEAM PHOTO ROSTER



1

CECILIE WOIE  
5-6 / JR. / L-DS  
Alsvag, Norway



3

NATASHA CALKINS  
6-1 / JR. / RS  
Calgary, Alberta



4

KATIE HORTON  
6-1 / SR. / OH  
Westland, MI



5

BOZENA CULO  
6-2 / FR. / OH  
Bjelovar, Croatia



6

BRIANNE BURKERT  
6-1 / SO. / S  
Richardson, TX



7

MILICA KUBURA  
6-4 / JR. / OH  
Belgrade, Serbia



8

HAILEY LUKE  
6-0 / SR. / S  
Altamonte Springs, FL



9

MADISON SULLIVAN  
5-7 / FR. / L-DS  
Jacksonville, FL



10

CHRISTINA AMBROSE  
6-3 / R-SO. / OH  
Winter Park, FL



15

STASA MILJEVIC  
6-3 / FR. / MB  
Belgrade, Serbia



21

MELANIE KEIL  
6-1 / SR. / MB  
Berlin, Germany



35

MARA GREEN  
6-1 / R-JR. / MB  
McDonough, Ga.



CHRIS POOLE  
HEAD COACH



JEFF HULSMEYER  
ASSOC. HEAD COACH



ANNA KHRYSTENKO  
ASSISTANT COACH



AUBREY MARSELLIS  
DIR. OF OPERATIONS



# TWO THOUSAND SIXTEEN SCHEDULE

## PUERTO RICO TOURNAMENT

	<b>AUG. 27</b> 1:00PM				<b>SEP. 2-3</b> TBA
	<b>SEP. 14</b> 6:00PM		<b>SEP. 18</b> 1:00PM		
	<b>OCT. 2</b> 1:00PM		<b>OCT. 7</b> 7:00PM		
	<b>OCT. 19</b> 7:00PM		<b>OCT. 21</b> 7:00PM		
	<b>NOV. 6</b> 1:00PM		<b>NOV. 11</b> 7:00PM		

## HOME 2 SUITES BY HILTON • SEMINOLE VOLLEYBALL INVITATIONAL

	<b>SEP. 8</b> 6:00PM		<b>SEP. 9</b> 1:00PM		<b>SEP. 9</b> 7:00PM
	<b>SEP. 23</b> 7:00PM		<b>SEP. 25</b> 1:00PM		<b>SEP. 30</b> 7:00PM
	<b>OCT. 9</b> 1:00PM		<b>OCT. 14</b> 7:00PM		<b>OCT. 16</b> 1:00PM
	<b>OCT. 28</b> 7:00PM		<b>OCT. 30</b> 1:00PM		<b>NOV. 4</b> 7:00PM
	<b>NOV. 13</b> 1:00PM		<b>NOV. 18</b> 7:00PM		<b>NOV. 20</b> 1:00PM
	<b>NOV. 23</b> 1:00PM		<b>NOV. 25</b> 1:00PM		

HOME GAMES ARE IN BOLD

**SEMINOLES.COM**

