



# 2016 FLORIDA STATE SOCCER

2014 NATIONAL CHAMPIONS • Nine College Cup Appearances - 2003, '05, '06, '07, '11, '12, '13, '14, '15  
16 NCAA Tournament Appearances - 2000, '01, '02, '03, '04, '05, '06, '07, '08, '09, '10, '11, '12, '13, '14, '15  
2011, '13, '14, '15 ACC Champions • 2009, '12, '14 ACC Regular Season Champions  
38 All-America Accolades - 64 All-ACC Members - 63 All-Region Honorees

## 2016 SEASON

|                      |               |
|----------------------|---------------|
| <b>Overall</b> ..... | <b>12-2-2</b> |
| ACC .....            | 6-1-2         |
| Home .....           | 7-0-1         |
| Away .....           | 5-2-1         |
| Neutral .....        | 0-0-0         |

### AUGUST

|        |                                      |        |
|--------|--------------------------------------|--------|
| Fri 19 | at No. 8/13 Texas A&M (SEC Network+) | W, 1-0 |
| Thu 25 | at Vanderbilt (SEC Network+)         | W, 3-0 |
| Sun 28 | at Middle Tennessee (CUSA.tv)        | W, 3-0 |

### SEPTEMBER

|        |   |                    |
|--------|---|--------------------|
| Fri 2  | <b>No. 5/10 Florida (ACC Network Extra)</b> | <b>Cancelled</b>   |
| Mon 5  | at South Alabama                            | L, 0-1             |
| Thu 8  | <b>No. 17/8 UConn</b>                       | <b>W, 3-0</b>      |
| Sun 11 | <b>Troy</b>                                 | <b>W, 1-0 (OT)</b> |
| Thu 15 | <b>Mercer (ACC Network Extra)</b>           | <b>W, 2-0</b>      |
| Sun 18 | <b>Miami* (ACC Network Extra)</b>           | <b>W, 1-0</b>      |
| Thu 22 | <b>RV/RV Wake Forest*</b>                   | <b>W, 3-0</b>      |
| Sun 25 | <b>No. 2/2 Virginia*</b>                    | <b>T, 1-1 (OT)</b> |

### OCTOBER

|        |  |                    |
|--------|--|--------------------|
| Sat 1  | at Pitt* (ACC Network Extra)             | W, 2-0             |
| Thu 6  | at RV/NR Boston College*                 | L, 2-1             |
| Sun 9  | at Syracuse*                             | T, 1-1 (2 OT)      |
| Sat 15 | at RV/RV NC State* (ACC Network Extra)   | W, 1-0             |
| Thu 20 | <b>No. 4/3 Duke* (ACC Network Extra)</b> | <b>W, 1-0 (OT)</b> |
| Sun 23 | <b>Louisville* (ACC Network Extra)</b>   | <b>W, 1-0</b>      |
| Thu 27 | at No. 16/16 UNC* (ACC Network Extra)    | 7:00 pm            |

### ACC Championship

|         |                        |                  |
|---------|------------------------|------------------|
| Sun 30  | ACC Quarterfinals      | Campus Sites     |
| Nov 4-6 | ACC Semis/Championship | Charleston, S.C. |

\* - ACC Game; **BOLD** - home match

All Match Times are EST

Rankings are listed NSCAA/TopDrawerSoccer

RV - Receiving Votes, NR - Not Ranked

## MEDIA INFORMATION

|                       |                       |
|-----------------------|-----------------------|
| Soccer SID .....      | Scott Moriak          |
| Office Phone .....    | 850-644-2016          |
| Cell Phone .....      | 715-641-0365          |
| Fax .....             | 850-644-3820          |
| E-mail .....          | smoriak@fsu.edu       |
| Website .....         | Seminoles.com         |
| Mailing Address ..... | 403 Stadium Dr.       |
| .....                 | Tallahassee, FL 32306 |



**No. 8/9 Florida State (12-2-2, 6-1-2 ACC)**

**at**

**No. 16/16 North Carolina (10-3-3, 5-2-2 ACC)**

Thurs., October 27 at 7:00 p.m. - ACC Network Extra  
Chapel Hill, N.C. - Fetzer Field



**No. 8/9 Florida State (12-2-2, 6-1-2 ACC)**

**vs**

**ACC Quarterfinal**

Sun., October 30 at 1:00 p.m.  
TBD - TBD

Live Stats: Statbroadcast | In-game updates: @FSU\_Soccer on Twitter

## QUICK KICKS

- Florida State is ranked No. 8 by the National Soccer Coaches Association and No. 9 by TopDrawerSoccer for the week of Oct. 25.
- The Seminoles have been ranked in the Top 25 of the NSCAA poll for 157 straight weeks and in the Top 10 for 69 consecutive polls. FSU snapped a streak of 51 consecutive weeks in the Top 5 earlier this season - Dec. 4, 2012 to Oct. 4, 2016.
- The Seminoles are 8-24-3 all-time against North Carolina. Florida State is unbeaten in the last seven matches of the series (6-0-1), dating back to 2011.
- Florida State's eight wins all-time against UNC is the highest total of any school in the country.
- The Noles rank second in the nation with a 0.305 goals against average and are tied with Northwestern as the only schools in the country that have given up only five goals this season.
- Depending on the finish of Thursday's regular season finale against North Carolina and others around the conference, Florida State can finish anywhere from first to sixth in the ACC standings and could play its ACC Quarterfinal match on Sunday at any of six schools - FSU, Duke, Clemson, North Carolina, Virginia and Notre Dame.

## 2016 STAT LEADERS

|                                       |  |
|---------------------------------------|--|
| <b>Points</b>                         | <b>Assists</b>                           |
| Megan Connolly (5G, 4A).....14        | Kaycie Tillman, Kirsten Crowley,         |
| Kristen McFarland (5G, 3A).....13     | Megan Connolly .....4                    |
| Deyna Castellanos (5G).....10         |  |
| Kaycie Tillman (3G, 4A) .....10       | <b>Game-Winning Goals</b>                |
|                                       | Megan Connolly .....4                    |
| <b>Goals</b>                          | Deyna Castellanos.....3                  |
| Deyna Castellanos, Kristen McFarland, | Kristen McFarland, Kaycie Tillman .....2 |
| Megan Connolly .....5                 |  |
| <b>Shutouts</b>                       | <b>Goals Against Average</b>             |
| Cassie Miller .....10 solo/2 combined | Cassie Miller (5G, 1452:51) .....0.31    |
| Amanda Kopale .....2 combined         | Amanda Kopale (0G, 24:10).....0.00       |

## 2016 QUICK FACTS

Location .....Tallahassee, Fla.  
 Founded..... 1851  
 Enrollment.....41,473  
 Symbol ..... Seminole  
 Colors.....Garnet and Gold  
 Conference .....Atlantic Coast  
 President.....John Thrasher  
 Athletics Director.....Stan Wilcox

Head Coach.....Mark Krikorian  
 Alma Mater..... St. Anslem College '83  
 Career Record..... 379-94-28 (21 years)  
 FSU Record ..... 211-45-22 (11 years)  
 Assistant Coach..... Mike Bristol  
 Alma Mater..... Western Illinois '99  
 Assistant Coach..... Morinao Imaizumi  
 Alma Mater...University of Tsukuba '83  
 Soccer Office.....850-645-7205

Home Field ...Seminole Soccer Complex  
 Capacity ..... 2,000  
 Press Box Phone .....850-645-3240

First Year of Soccer ..... 1995  
 All-Time Record\* .....322-135-38  
 ACC Titles .....4  
 National Titles .....1  
 National Finals Appearances .....3  
 College Cup Appearances .....9  
 NCAA Quarterfinal Appearances ..... 12  
 NCAA Appearances..... 16  
 NCAA Tournament Record ..... 53-14-2

2015 Record .....18-2-4  
 2015 ACC Record .....6-1-3  
 2015 ACC Finish.....1st (Tournament)  
 .....2nd (Regular Season)

2015 Starters R/L..... 6/5  
 2015 Letterwinners R/L.....13/7  
 2016 Newcomers ..... 11

Soccer Oversight.....Monk Bonasorte  
 Soccer SID ..... Scott Moriak  
 Moriak's Email ..... smoriak@fsu.edu  
 Moriak's Office .....850-644-2016  
 Moriak's Cell.....715-641-0365  
 SID Office Fax..... 850.644.3820  
 Website ..... seminole.com  
 Mailing Address.403 Stadium Drive W.  
 Tallahassee, FL 32306

Twitter.....@FSU\_Soccer  
 Facebook...../FSUSoccer  
 Instagram ...../nolesoccer

## NO GOALS FOR YOU!!

The Florida State defense has stood strong so far in 2016, allowing just five goals on the season and posting 12 shutouts so far this year.

Prior to allowing a goal at South Alabama on September 5, the Noles has started the year with a consecutive scoreless streak of 294:23, marking the third-longest streak to open the season in program history, trailing the 2009 (349:18) & 2010 (343:23) teams.

It took opponents 518:28 to find their next goal, before Virginia scored at 8:52 in the match on September 25. It marked the fifth-longest scoreless streak in school history.

Entering Thursday's match with North Carolina, the Seminoles have not allowed a goal in the last 386:04 of match time, dating back to a goal in the first minute at Syracuse on October 9.

The Noles have allowed just five goals so far in 2016, which is the fewest goals allowed over the opening 16 games of a season in school history and is tied with Northwestern for the fewest goals allowed in the NCAA so far this season.

### GOALS ALLOWED THROUGH 16 GAMES

| Year     | Goals | Year     | Goals |
|----------|-------|----------|-------|
| 1. 2016  | 5     | 12. 2007 | 16    |
| 2. 2012  | 6     | 13. 2003 | 17    |
| 3. 2015  | 7     | 14. 2000 | 19    |
| 4. 2014  | 8     | 15. 2011 | 20    |
| 2013     | 8     | 16. 1996 | 22    |
| 6. 2010  | 9     | 17. 2002 | 28    |
| 2008     | 9     | 18. 2001 | 29    |
| 8. 2006  | 12    | 19. 1999 | 31    |
| 2004     | 12    | 20. 1998 | 36    |
| 10. 2009 | 13    | 1997     | 36    |
| 2005     | 13    | 22. 1995 | 47    |

## TWELVE CLEAN SHEETS

The Florida State soccer program is no stranger of recording shutouts, as the Noles have averaged 16.5 clean sheets per season over the last four years, including a school-record 19 shutouts during their run to the 2014 NCAA National Championship.

The 2016 Seminole team is nearly on pace to match that record as FSU already has posted 12 shutouts through the first 16 games of the season. The 12 shutouts is already tied for eighth-most in school history and is on pace for 19 total shutouts on the season.

### TOTAL SHUTOUTS IN FSU HISTORY

| Year     | SHO (games) | Year     | SHO (games) |
|----------|-------------|----------|-------------|
| 1. 2014  | 19 (26)     | 12. 2009 | 10 (25)     |
| 2. 2012  | 17 (24)     | 13. 2004 | 9 (20)      |
| 3. 2015  | 15 (25)     | 2003     | 9 (26)      |
| 2013     | 15 (28)     | 15. 1996 | 8 (20)      |
| 5. 2008  | 14 (23)     | 16. 2001 | 6 (24)      |
| 2006     | 14 (26)     | 1999     | 6 (20)      |
| 7. 2010  | 13 (23)     | 1997     | 6 (20)      |
| 8. 2016  | 12 (16)     | 19. 2000 | 5 (24)      |
| 2011     | 12 (26)     | 20. 2002 | 4 (23)      |
| 2007     | 12 (27)     | 21. 1998 | 3 (21)      |
| 11. 2005 | 11 (25)     | 22. 1995 | 1 (19)      |

## MILLER: NCAA ALL-TIME GREAT

**Cassie Miller** has posted an impressive 2016 campaign as the FSU goalkeeper, ranking in the top 10 in the nation in three different categories - goals against average (0.310 - second), shutouts (10 - fifth) and save percentage (0.894 - seventh).

However, this season is just one part of an amazing career for Miller as she set the NCAA record for shutouts with 19 in 2014 and finished that season with a 0.34 goals against average.

The redshirt junior now has 37 career shutouts, which ranks 18th in NCAA history. Her career goals against average of 0.43 ranks sixth all-time, but trails only Katelyn Rowland of UCLA (0.40) among goalkeepers that have over 6,000 minutes played.

## ACC STANDINGS

Florida State enters the 11th weekend of 2016 tied for second place in the conference standings with a 12-2-2 overall record and a 6-1-2 mark in ACC play. FSU leads the conference in fewest goals allowed, surrendering just five goals so far this season, and its 12 shutouts is tied for first in the conference.

Redshirt junior goalkeeper **Cassie Miller**, freshman forward **Deyna Castellanos** and sophomore **Megan Connolly** are among the top 5 in the conference in eight different categories, as Miller leads the ACC with a 0.31 goals against average, 0.62 shutouts per game and is tied for the conference lead with 10 shutouts.

### ACC STANDINGS - As of October 23

| Team                 | ACC          | Overall       |
|----------------------|--------------|---------------|
| Duke                 | 7-1-1        | 12-3-2        |
| <b>Florida State</b> | <b>6-1-2</b> | <b>12-2-2</b> |
| Clemson              | 4-1-2        | 10-2-2        |
| Notre Dame           | 6-1-2        | 11-2-4        |
| Virginia             | 5-2-2        | 12-3-2        |
| North Carolina       | 5-2-2        | 10-3-3        |
| Miami                | 5-4-0        | 10-7-0        |
| Virginia Tech        | 2-4-3        | 10-5-3        |
| NC State             | 3-5-1        | 9-7-1         |
| Louisville           | 2-4-3        | 7-6-4         |
| Wake Forest          | 2-7-0        | 10-7-0        |
| Boston College       | 2-7-0        | 10-7-1        |
| Syracuse             | 1-6-2        | 8-7-3         |
| Pitt                 | 1-8-0        | 2-14-1        |

### TEAM STATS - As of October 23

| Category      | Rank | Value | Avg/G |
|---------------|------|-------|-------|
| Shots         | 9    | 244   | 15.25 |
| Points        | T-8  | 82    | 5.12  |
| Goals         | 11   | 25    | 1.56  |
| Assists       | T-5  | 32    | 2.00  |
| Goals Allowed | 1    | 5     | 0.31  |
| Saves         | 13   | 43    | 2.69  |
| Shutouts      | T-1  | 12    | 0.75  |
| Fouls         | 14   | 114   | 7.12  |
| Corners       | T-4  | 101   | 6.31  |

### INDIVIDUAL TOP 10 - As of Oct 23

| Category    | Player            | Rank | Value |
|-------------|-------------------|------|-------|
| Shots/gm    | Deyna Castellanos | 5    | 3.38  |
| Points/gm   | Deyna Castellanos | 5    | 1.25  |
| Goals/gm    | Deyna Castellanos | 4    | 0.62  |
| GWG         | Megan Connolly    | T-3  | 4     |
| GAA         | Cassie Miller     | 1    | 0.31  |
| Save Pct.   | Cassie Miller     | 2    | .894  |
| Shutouts    | Cassie Miller     | T-1  | 10    |
| Shutouts/gm | Cassie Miller     | 1    | 0.62  |

## NOLES IN THE POLLS

### National Soccer Coaches Association of America Poll (October 25)

| Rk.       | Team                 | 2016 Record   | Pts.       | LW       |
|-----------|----------------------|---------------|------------|----------|
| 1.        | West Virginia (22)   | 15-1-1        | 737        | 1        |
| 2.        | South Carolina (4)   | 16-0-1        | 715        | 2        |
| 3.        | Stanford (3)         | 14-1-1        | 696        | 3        |
| 4.        | USC (1)              | 13-3-0        | 651        | 5        |
| 5.        | BYU                  | 13-2-1        | 627        | 6        |
| 6.        | Duke                 | 12-3-2        | 587        | 4        |
| 7.        | Virginia             | 12-3-2        | 548        | 8        |
| <b>8.</b> | <b>Florida State</b> | <b>12-2-2</b> | <b>539</b> | <b>9</b> |
| 9.        | UCLA                 | 12-3-1        | 484        | 12       |
| 10.       | Georgetown           | 13-2-2        | 437        | 7        |
| 11.       | Minnesota            | 12-3-3        | 396        | 13       |
| 12.       | Notre Dame           | 11-2-4        | 381        | 14       |
| 13.       | Auburn               | 12-5-0        | 372        | 11       |
| 14.       | Clemson              | 12-3-2        | 367        | 17       |
| 15.       | Pepperdine           | 11-3-3        | 298        | 19       |
| 16.       | North Carolina       | 10-3-3        | 292        | 18       |
| 17.       | Florida              | 12-4-0        | 269        | 20       |
| 18.       | California           | 12-2-2        | 255        | 10       |
| 19.       | UConn                | 14-2-1        | 225        | 21       |
| 20.       | Northwestern         | 13-1-3        | 190        | 23       |
| 21.       | Penn State           | 10-3-4        | 154        | 16       |
| 22.       | Colorado             | 12-4-0        | 151        | 22       |
| 23.       | Arkansas             | 14-4-0        | 141        | 15       |
| 24.       | Oklahoma             | 12-4-2        | 60         | NR       |
| 25.       | Kansas               | 8-4-5         | 40         | NR       |

### Soccer America (October 25)

| Rk.       | Team                 | 2016 Record   | LW       |
|-----------|----------------------|---------------|----------|
| 1.        | West Virginia        | 15-1-1        | 1        |
| 2.        | South Carolina       | 16-0-1        | 3        |
| 3.        | Stanford             | 14-1-1        | 4        |
| 4.        | USC                  | 13-3-0        | 5        |
| <b>5.</b> | <b>Florida State</b> | <b>12-2-2</b> | <b>7</b> |
| 6.        | Duke                 | 12-3-2        | 6        |
| 7.        | Georgetown           | 13-2-2        | 2        |
| 8.        | BYU                  | 13-2-1        | 9        |
| 9.        | Virginia             | 12-3-2        | 10       |
| 10.       | Notre Dame           | 11-2-4        | 11       |
| 11.       | North Carolina       | 10-3-3        | 12       |
| 12.       | UCLA                 | 12-3-1        | 13       |
| 13.       | Clemson              | 12-3-2        | 15       |
| 14.       | UConn                | 14-2-1        | 16       |
| 15.       | Florida              | 12-4-0        | 19       |
| 16.       | Colorado             | 13-4-0        | 22       |
| 17.       | California           | 12-3-2        | 8        |
| 18.       | Penn State           | 10-3-4        | 14       |
| 19.       | Auburn               | 12-5-0        | 17       |
| 20.       | Arkansas             | 14-4-0        | 18       |
| 21.       | Minnesota            | 12-3-3        | 20       |
| 22.       | Northwestern         | 13-1-3        | 21       |
| 23.       | Pepperdine           | 11-3-3        | 24       |
| 24.       | Utah                 | 10-3-3        | 23       |
| 25.       | Kansas               | 9-4-4         | NR       |
| 25.       | Oklahoma             | 12-4-2        | NR       |

### TopDrawerSoccer.com Poll (Oct 25)

| Rk.       | Team                 | 2016 Record   | LW        |
|-----------|----------------------|---------------|-----------|
| 1.        | West Virginia        | 15-1-1        | 1         |
| 2.        | South Carolina       | 16-0-1        | 2         |
| 3.        | USC                  | 13-3-0        | 4         |
| 4.        | Stanford             | 14-1-1        | 5         |
| 5.        | BYU                  | 13-2-1        | 6         |
| 6.        | Duke                 | 12-3-2        | 3         |
| 7.        | Virginia             | 12-3-2        | 8         |
| 8.        | UCLA                 | 12-3-1        | 9         |
| <b>9.</b> | <b>Florida State</b> | <b>12-2-2</b> | <b>11</b> |
| 10.       | Notre Dame           | 11-2-4        | 12        |
| 11.       | Florida              | 12-4-0        | 13        |
| 12.       | Clemson              | 12-3-2        | 15        |
| 13.       | UConn                | 14-2-1        | 16        |
| 14.       | Georgetown           | 13-2-2        | 10        |
| 15.       | California           | 12-3-2        | 7         |
| 16.       | North Carolina       | 10-3-3        | 18        |
| 17.       | Minnesota            | 12-3-3        | 19        |
| 18.       | Northwestern         | 13-1-3        | 20        |
| 19.       | Pepperdine           | 11-3-3        | 23        |
| 20.       | Arkansas             | 14-4-0        | 14        |
| 21.       | Penn State           | 10-3-4        | 17        |
| 22.       | Kansas               | 9-4-4         | NR        |
| 23.       | Utah                 | 10-3-3        | 22        |
| 24.       | Oklahoma             | 12-4-2        | NR        |
| 25.       | Colorado             | 13-4-0        | 25        |

### Week-by-Week Ranking

| Week      | NSCAA | TDS | SA | Record |
|-----------|-------|-----|----|--------|
| Preseason | 1     | 2   | 3  | 0-0-0  |
| Aug 23    | 1     | 2   | 3  | 1-0-0  |
| Aug 30    | 1     | 2   | 2  | 3-0-0  |
| Sept 6    | 1     | 2   | 8  | 3-1-0  |
| Sept 13   | 3     | 4   | 4  | 5-1-0  |
| Sept 20   | 3     | 3   | 2  | 7-1-0  |
| Sept 27   | 2     | 4   | 2  | 8-1-1  |
| Oct 4     | 2     | 4   | 2  | 9-1-1  |
| Oct 11    | 9     | 13  | 9  | 9-2-2  |
| Oct 18    | 9     | 11  | 7  | 10-2-2 |
| Oct 25    | 8     | 9   | 5  | 12-2-2 |
| Nov 1     |       |     |    |        |
| Nov 8     |       |     |    |        |
| FINAL     |       |     |    |        |



## 2016 HONORS & AWARDS

### MAC Hermann Trophy

Megan Connolly.....Watch List  
Kirsten Crowley.....Watch List

### Preseason All-ACC

Megan Connolly  
Kirsten Crowley

### TopDrawerSoccer Preseason Best XI

Megan Connolly.....Second Team  
Kirsten Crowley.....Second Team  
Cassie Miller.....Third Team  
Heidi Kollanen.....Freshman Team

### TopDrawerSoccer Preseason Top 100

Megan Connolly.....No. 12  
Kirsten Crowley.....No. 15  
Cassie Miller.....No. 27  
Emma Koivisto.....No. 79

### TopDrawerSoccer Midseason Top 100

Kirsten Crowley.....No. 12  
Megan Connolly.....No. 15  
Cassie Miller.....No. 26  
Emma Koivisto.....No. 66

### TopDrawerSoccer Freshmen Top 100

Deyna Castellanos.....No. 2  
Malia Berkely.....No. 12  
Heidi Kollanen.....No. 28  
Kristen McFarland.....No. 42

### Weekly Accolades

Cassie Miller.....ACC Def. POW (8/23)  
.....ACC Def. POW (10/25)  
Deyna Castellanos.....  
.....TopDrawerSoccer Team of the Week (8/23)  
Kirsten Crowley.....ACC Def. POW (9/13)  
.....TopDrawerSoccer Team of the Week (10/25)

### Senior CLASS Award Candidate

Kirsten Crowley

## LAST TIME IT HAPPENED...

|   |  |                       |
|---|--|-----------------------|
| Won an ACC road game.....                 | at NC State 1-0.....                     | 10/15/2016            |
| Won an ACC home game.....                 | Louisville 1-0.....                      | 10/23/2016            |
| Won an ACC Tourney game.....              | vs. North Carolina 2-1.....              | 11/6/2015             |
| Won an NCAA Tourney game.....             | Texas A&M 5-0.....                       | 11/27/2015            |
| Won NCAA Tourney road game.....           | at Auburn 1-0.....                       | 11/16/2008            |
| Hosted an NCAA Tourney game.....          | Texas A&M 5-0.....                       | 11/27/2015            |
| Scored 4+ goals.....                      | Texas A&M 5-0.....                       | 11/27/2015            |
| Scored three goals.....                   | Wake Forest 3-0.....                     | 9/22/2016             |
| Scored two goals.....                     | at Pitt 2-0.....                         | 10/1/2016             |
| Scored one goal.....                      | Louisville 1-0.....                      | 10/23/2016            |
| Took 40 or more shots.....                | Jacksonville 3-0.....                    | 10/24/2006            |
| Recorded a shutout.....                   | Louisville 1-0.....                      | 10/23/2016            |
| Was shutout.....                          | at South Alabama 0-1.....                | 9/5/2016              |
| Allowed one goal.....                     | at Syracuse 1-1 (2 OT).....              | 10/9/2016             |
| Allowed two goals.....                    | at Boston College 1-2.....               | 10/6/2016             |
| Allowed three goals.....                  | at Florida 2-3.....                      | 8/30/2015             |
| Allowed four or more goals.....           | vs. Virginia 2-4 - ACC.....              | 11/2/2012             |
| Lost a home game.....                     | Florida 1-2.....                         | 9/5/2014              |
| Lost a non-conference home game (rs)..... | Florida 1-2.....                         | 9/5/2014              |
| Lost a non-conference game (rs).....      | at South Alabama 0-1.....                | 9/5/2016              |
| Went to overtime.....                     | Duke 1-0 (OT).....                       | 10/20/2016            |
| Lost an overtime game.....                | vs. UCLA 0-1 (OT) - NCAA.....            | 12/8/2013             |
| Staged a comeback win.....                | Texas A&M 3-1 (down 0-1).....            | 9/4/2015              |
| Lost a game FSU led at half.....          | at Auburn 2-3 (OT).....                  | 9/3/2010              |
| Lost a day game.....                      | at South Alabama 0-1.....                | 9/5/2016              |
| Scored a golden goal.....                 | Duke 1-0 (OT - Tillman - 97:03).....     | 10/20/2016            |
| Beat a ranked opponent.....               | No. 4 Duke 1-0.....                      | 10/20/2016            |
| Had a player record a hat trick.....      | Stetson (Bakowska-Mathews).....          | 9/14/2014             |
| Defeated a No. 1 team.....                | North Carolina 1-0.....                  | 10/11/2015            |
| Beat a defending Nat'l Champ.....         | North Carolina 1-0 & 2-1 (OT) - ACC..... | 9/18/2013 & 11/8/2013 |
| Was ranked No. 1.....                     | 17 times.....                            | 9/6/2016              |

## RECORD WHEN FSU...

|                              | ALL-TIME                      | KRIKORIAN                   | 2016   |
|------------------------------|-------------------------------|-----------------------------|--------|
| Overall Record.....          | 334-137-40.....               | 223-47-24.....              | 12-2-2 |
| Plays at home.....           | 196-40-11.....                | 134-9-6.....                | 7-0-1  |
| Plays away from home.....    | 138-97-29.....                | 89-38-18.....               | 5-2-2  |
| Plays during the day.....    | 171-72-19.....                | 118-17-12.....              | 6-1-2  |
| Plays at night.....          | 163-65-21.....                | 105-30-12.....              | 6-1-0  |
| Plays in Florida.....        | 228-51-13.....                | 147-13-8.....               | 7-0-1  |
| Plays outside of FL.....     | 106-86-27.....                | 76-34-16.....               | 5-2-1  |
| Scores one goal.....         | 73-47-15.....                 | 53-16-9.....                | 6-1-2  |
| Scores two goals.....        | 76-17-7.....                  | 51-5-3.....                 | 2-0-0  |
| Scores 3+ goals.....         | 185-4-2.....                  | 119-1-2.....                | 4-0-0  |
| Shuts out its opponent.....  | 205-0-16.....                 | 154-0-10.....               | 12-0-0 |
| Allows one goal.....         | 95-23-15.....                 | 52-12-9.....                | 0-1-2  |
| Allows two goals.....        | 31-48-7.....                  | 16-20-3.....                | 0-1-0  |
| Allows 3+ goals.....         | 3-66-2.....                   | 1-15-2.....                 | 0-0-0  |
| Goes to overtime.....        | 30-16-39.....                 | 19-11-22.....               | 1-0-2  |
| Is in a one goal game.....   | 82-33-0.....                  | 63-15-0.....                | 6-2-0  |
| Is leading at the half.....  | 211-11-8.....                 | 145-3-5.....                | 8-0-0  |
| Is tied at the half.....     | 104-40-25.....                | 66-16-15.....               | 4-1-1  |
| Is trailing at the half..... | 19-86-7.....                  | 12-28-4.....                | 0-1-1  |
| Scores first.....            | (18, 0-0 ties) 289-22-13..... | (12, 0-0 ties) 195-9-7..... | 12-0-0 |
| Opponent scores first.....   | 44-115-11.....                | 25-38-7.....                | 0-2-2  |
| Takes more shots.....        | 273-35-22.....                | 189-17-16.....              | 9-1-2  |
| Takes fewer shots.....       | 51-98-17.....                 | 27-29-8.....                | 3-1-0  |
| Shots are tied.....          | 10-4-1.....                   | 7-1-0.....                  | 0-0-0  |
| Takes more corners.....      | 244-35-25.....                | 159-14-14.....              | 8-2-2  |
| Plays in August.....         | 40-7-1.....                   | 31-2-0.....                 | 3-0-0  |
| Plays in September.....      | 111-52-11.....                | 69-16-8.....                | 5-1-1  |
| Plays in October.....        | 107-46-18.....                | 63-13-10.....               | 4-1-1  |
| Plays in November.....       | 71-25-10.....                 | 56-10-6.....                | 0-0-0  |
| Plays in December.....       | 4-7-0.....                    | 4-6-0.....                  | 0-0-0  |
| Plays ranked opponents.....  | 115-104-19.....               | 91-39-14.....               | 3-0-1  |
| Plays an ACC road game.....  | 42-41-16.....                 | 33-16-11.....               | 2-1-1  |
| Plays an ACC home game.....  | 64-25-6.....                  | 52-5-5.....                 | 4-0-1  |
| Is the No. 1 team.....       | 33-7-1.....                   | 33-7-1.....                 | 5-1-0  |



## UNDEFEATED VERSUS UNC

The Seminoles are undefeated in their last seven matches against North Carolina (6-0-1), and have not lost to the Tar Heels since a 2-0 defeat on September 29, 2011 in Tallahassee. There is no one on the 2016 FSU roster that has lost to UNC in their collegiate career.

## MOST WINS OVER TAR HEELS

Florida State defeated North Carolina twice during the 2015 season to improve to 8-24-3 all-time against the Tar Heels.

The eight victories are the most of any school against UNC in the country. Notre Dame is second on the list and currently has seven wins over North Carolina.

## FSU VERSUS THE ACC

The Seminoles enter the final game of the regular season with an all-time ACC record of 106-66-22.

Florida State is 85-21-16 in league play under head coach **Mark Krikorian** as more than three-quarters of FSU's all-time wins in the ACC have come with Krikorian at the helm. Under Krikorian, FSU is 52-5-5 against league opponents at home and 33-16-11 on the road.

FSU has finished no lower than second place (including ties) in the ACC 10 times (2005-10, 2012-15) over the last 11 years, claiming three regular season titles (2009, 2012 and 2014).

## SPREADING THE WEALTH

While the goal scorers of **Kristen McFarland**, **Deyna Castellanos** and **Megan Connolly** may make the headlines, it is a complete team effort to score those goals and that is on display as 13 different Seminoles have assisted on a goal this season.

Led **Kirsten Crowley**, **Kaycie Tillman** and **Connolly** with four assists apiece, three assists from **Macayla Edwards**, **Olivia Bergau** and **McFarland** and two assists each from **Elin Jensen**, **Haylie Grant** and **Emma Koivisto**, the Noles are able to produce goals from anywhere on the field.

## SECOND HALF SUFFOCATION

While the Seminoles have done an outstanding job of keeping opponents off the scoreboard, they have been excellent in the second half and overtime in recent games. FSU has surrendered just five goals on the year, but four have occurred in the first half of play.

Over its last 21 matches, Florida State has allowed just two goals after the 45:00 mark, a breakaway goal by Duke at 89:59 of the NCAA semifinal in 2015 as the Noles pressed their numbers high for the equalizer and a goal by Boston College at 50:04 in the match on October 6, 2016.

They mark the only blemishes in the last 1115:59 of second half or overtime action, dating back to November 8, 2015 against Virginia.

## SENIOR CLASS AWARD CANDIDATE

Redshirt senior Kirsten Crowley not only leads the team on the field, as the defender has been named the Seminole captain for the 2015 and 2016 seasons, but she also is a leader off the field and has been recognized as one of 30 candidates for the 2016 Senior CLASS Award, presented by Premier Sports Management.

To be eligible for the award, a student-athlete must be classified as an NCAA Division I senior and have notable achievements in four areas of excellence: community, classroom, character and competition.

Crowley earned All-ACC Second Team honors for her play in 2015, along with NSCAA All-Region accolades. She earned FSU Soccer's Golden Torch Award in 2015 and 2016, going to the student-athlete with the highest GPA. She has also volunteered at several community services events throughout her Florida State career.

## HEAD COACH MARK KRIKORIAN



**2014 NSCAA National Coach of the Year**  
**2005, '14 Soccer America Nat'l Coach of the Year**  
**2005, '09, '12, '14 ACC Coach of the Year**  
**Eight-time Regional Coach of the Year**

- Florida State head coach Mark Krikorian took over the Seminole women's soccer program in 2005 and has proven to the nation that FSU soccer will be a national title contender on an annual basis.
- In his first 10 seasons in Tallahassee, Krikorian has led FSU to a 2014 National Championship, eight College Cup appearances, including a recent string of four straight trips (2011-14), three appearances in the national championship game (2007, 2013 and 2014) and three ACC titles (2011, 2013 & 2014).
- Under Krikorian, FSU is the only school in the nation that has ranked in the top 10 of the final NSCAA poll over the last 11 years.
- Krikorian recorded career college win No. 300 with a 1-0 win at Arkansas in 2012 becoming the 25th coach across all NCAA divisions to reach that milestone.

## Collegiate Coaching Ledger

| Year   | Record | Conf.  | NCAA Finish    |
|--|--------|--------|----------------|
| <b>Franklin Pierce</b>                                 |        |        |                |
| 1990   | 10-6-2 | -      | -              |
| 1991   | 8-9-1  | -      | -              |
| 1992   | 20-1-0 | -      | Semifinals     |
| 1993   | 16-3-0 | -      | Semifinals     |
| 1994   | 19-0-0 | -      | National Champ |
| 1995   | 20-0-0 | -      | National Champ |
| <b>Hartford</b>  |        |        |                |
| 1996   | 4-14-0 | -      | -              |
| 1997   | 19-2-1 | -      | Sweet 16       |
| 1998   | 17-5-0 | -      | Sweet 16       |
| 1999   | 18-5-2 | -      | Elite 8        |
| 2000   | 17-4-0 | -      | 1st Round      |
| <b>Florida State</b>                                   |        |        |                |
| 2005   | 20-4-1 | 8-2-0  | Semifinals     |
| 2006   | 18-4-4 | 5-2-3  | Semifinals     |
| 2007   | 18-6-3 | 6-2-2  | Finals         |
| 2008   | 17-3-3 | 8-1-1  | Elite 8        |
| 2009   | 19-5-1 | 7-2-1  | Elite 8        |
| 2010   | 16-6-1 | 7-2-1  | Elite 8        |
| 2011   | 18-7-1 | 5-5-0  | Semifinals     |
| 2012   | 20-4-0 | 8-2-0  | Semifinals     |
| 2013   | 23-2-3 | 10-1-2 | Finals         |
| 2014   | 24-1-1 | 9-0-1  | National Champ |
| 2015   | 18-3-4 | 6-1-3  | Semifinals     |
| 2016   | 12-2-2 | 6-1-2  | -              |
| <b>Overall: 391-96-30 FSU: 223-47-24 ACC: 85-21-16</b> |        |        |                |

## 2016 GOALS AND ASSISTS

at No. 8 Texas A&M (W, 1-0)

**1-0 1:32 Castellanos (Koivisto)**

at Vanderbilt (W, 3-0)

**1-0 22:46 Castellanos (Kollanen)**

2-0 38:34 Connolly (Edwards, Tillman)

3-0 44:01 Grant (Edwards)

at Middle Tennessee (W, 3-0)

**1-0 4:54 Connolly (Dorosz)**

2-0 28:00 Castellanos (Crowley, Koivisto)

3-0 30:47 McFarland (Tillman)

at South Alabama (L, 0-1)

No. 17 UConn (W, 3-0)

**1-0 43:39 Tillman (Jensen)**

2-0 65:18 Edwards (Tillman)

3-0 68:03 Castellanos (Jensen, Edwards)

Troy (W, 1-0 OT)

**1-0 90:52 McFarland (Crowley, Connolly)**

Mercer (W, 2-0)

**1-0 24:57 McFarland (Tillman)**

2-0 46:21 Hallmon (Connolly)

Miami (W, 1-0)

**1-0 19:27 Castellanos (Grant)**

Wake Forest (W, 3-0)

**1-0 59:01 Connolly (Grant, Berkely)**

2-0 60:46 Dorosz (McFarland, Crowley)

3-0 62:08 McFarland (Crowley)

No. 2 Virginia (T, 1-1 OT)

1-1 67:02 McFarland (unassisted)

at Pitt (W, 2-0)

**1-0 1:13 Crowley (Kuikka)**

2-0 8:11 Tillman (Connolly)

at RV Boston College (L, 1-2)

1-1 24:57 Dorosz (McFarland)

at Syracuse (T, 1-1)

1-1 23:26 Jensen (Connolly)

at NC State (W, 1-0)

**1-0 55:24 Connolly (Bergau)**

No. 4 Duke (W, 1-0)

**1-0 97:03 Tillman (Bergau, Kuikka)**

Louisville (W, 1-0)

**1-0 80:26 Connolly (Bergau, McFarland)**

**Bold designates game-winner**

## TDS MIDSEASON TOP 100

The Seminoles have placed four Seminoles in the 2016 Midseason Top 100 List from TopDrawerSoccer.

Reshirt senior defender Kirsten Crowley comes in at No. 12, while sophomore Megan Connolly is ranked No. 18. Redshirt junior Cassie Miller slots in at No. 26 and junior Emma Koivisto closes it out at No. 66.

FSU is tied with Stanford and USC for the most athletes in the country ranked in the top 26.

## TDS FRESHMEN TOP 100

A strong class of newcomers have also been recognized by TopDrawerSoccer as Florida State has placed four on their list of the Top 100 Freshmen in the country.

Forward Deyna Castellanos ranks No. 2, with defender Malia Berkely (No. 12) and midfielder Heidi Kollanen (No. 28) not far behind. Forward Kristen McFarland wraps up the Seminole contingent at No. 42.

FSU is tied with UCLA for the most student-athletes ranked in the top 50 of the Freshmen Top 100 list.

## #LA VINOTINTO

Freshman forward **Deyna Castellanos** has missed each of the last eight matches as she has competed for her home country of Venezuela at the 2016 FIFA U-17 Women's World Cup.

A recipient of the Golden Boot for leading the scoring at the 2014 U17 WWC in Costa Rica, Castellanos has built on that success, scoring five goals in seven games during the 2016 tournament, including both goals in a 2-1 victory over Mexico in the quarterfinals on October 12.

She leads all scorers in U17 Women's World Cup history with 11 goals and Venezuela finished in fourth place for the second consecutive time, matching their placement from 2014.

Castellanos earned the Bronze Ball and Bronze Boot awards for her performance at the 2016 World Cup.

## NCAA STATS

The Seminoles place in the top 15 in the NCAA in four different categories and lead the country in shutout percentage (0.750) while ranking second in the nation in goals against average (0.305). FSU also ranks sixth in save percentage (0.896) going into the 11th weekend of the 2016 season.

The Noles have allowed only five goals on the season and are currently tied with Northwestern for the fewest goals allowed in the nation.

**Cassie Miller** ranks in the Top 10 in the NCAA in three separate categories, owning a 0.310 goals-against average (third), 10 shutouts (fifth) and a 0.894 save percentage (eighth).

### NCAA TEAM STATS - As of October 23

| Category           | Rank | Value |
|--------------------|------|-------|
| Assists/game       | 26   | 2.00  |
| Fewest Fouls/game  | 50   | 7.13  |
| Goals against avg. | 2    | 0.305 |
| Points/game        | 77   | 5.13  |
| Save percentage    | 6    | 0.896 |
| Shots/game         | 64   | 15.25 |
| SOG/game           | 98   | 6.69  |
| Shutout pct.       | 1    | 0.75  |
| Total Assists      | 33   | 32    |
| Total Points       | 95   | 82    |
| W-L-T pct.         | 11   | 0.813 |

### NCAA INDIVIDUAL STATS - As of Oct. 23

| Category  | Player            | Rank | Value |
|-----------|-------------------|------|-------|
| GWG       | Megan Connolly    | 32   | 4     |
|           | Deyna Castellanos | 84   | 3     |
| GAA       | Cassie Miller     | 3    | 0.31  |
| Save Pct. | Cassie Miller     | 8    | 0.894 |
| Shutouts  | Cassie Miller     | 5    | 10    |

## VERSUS RANKED OPPONENTS

Florida State is 3-0-1 this season against teams ranked in the NSCAA poll, defeating No. 8 Texas A&M (1-0), No. 17 UConn (3-0) and No. 4 Duke (1-0 OT), while earning a 1-1 draw against No. 2 Virginia.

Under **Coach Krikorian**, FSU has a combined record of 91-39-14 against opponents ranked by the National Soccer Coaches Association of America since 2005.

## PAIR OF ASSISTS

Sophomore **Macayla Edwards** has moved into the midfield this season after featuring primarily on the defensive backline during her 2015 freshman season.

She has made an impact in her new role already, setting a career high with two assists at Vanderbilt on August 25, aiding the Noles to a 3-0 victory by finding scoring opportunities for Megan Connolly and Haylie Grant.

Sophomore **Elin Jensen** recorded two assists in FSU's 3-0 victory over No. 17 UConn on September 8. It marked the second time in her career that she posted two assists in a game, matching her performance against Evansville in the first round of the 2015 NCAA Tournament.

Redshirt senior **Kirsten Crowley** recorded the second two-assist game of her career on September 22 against Wake Forest, helping the Noles to a 3-0 victory. She also aided on a pair of goals against Pitt on Oct. 3, 2015.

## YOUTH MOVEMENT

After graduating a class of six seniors in 2015, the 2016 Seminoles only have six total upperclassmen on their roster.

Eighteen of the 24 players on the team this year are either freshmen (10) or sophomores (8). That matches the 2007 team for the highest amount of underclassmen on a team (18 of 26) since Mark Krikorian's arrival in 2005.

That the team is comprised of 75% underclassmen is the highest ratio of first and second-year players under Krikorian.

Each of the top four scorers on the team - **Kristen McFarland**, **Deyna Casetllanos**, **Megan Connolly** and **Kaycie Tillman** - are either freshmen or sophomores.

## NOLE NUMBERS

**2** - Florida State entered the season as the No. 1 team in the National Soccer Coaches Association of America poll for the second consecutive time.

**3** - The Seminoles earned their third-straight ACC Championship and fourth overall in 2015.

**6** - Number of countries represented on the 2016 roster - Finland (3), Iceland (1), Ireland (1), Japan (1), Venezuela (1) and the United States (17).

**9** - FSU has made nine appearances in the College Cup, most nationally since 2003.

**10** - FSU placed a school-record 10 student-athletes on the 2015 All-ACC Teams, including ACC Midfielder and Freshman of the Year Megan Connolly. Each school in the conference could only nominate a maximum of 10 players.

**11** - Florida State has finished in the top 10 of the final NSCAA poll in each of the last 11 seasons.

**11** - The Noles have reached the NCAA Quarterfinals and have been among the final eight teams of the postseason in each of the last 11 seasons - the longest active streak in the nation.

**14** - FSU has registered 14 top-four finishes in the ACC since 2000.

**15** - Fifteen former Seminoles played for the National Women's Soccer League (NWSL) in 2016.

**16** - FSU has recorded 16 consecutive winning seasons, including 11 straight under head coach Mark Krikorian.

**17** - FSU has been ranked No. 1 by the NSCAA 17 times in program history.

**19.2** - The Noles have averaged 19.2 wins per season under head coach Mark Krikorian.

**21** - FSU has produced 21 First Team All-Americans over the last 12 years.

**32** - The Seminoles are unbeaten in their last 32 home matches (30-0-2), dating back to September 8, 2014.

**40** - FSU has a record of 39-1-0 in 40 NCAA postseason games at the Seminole Soccer Complex. The only loss at home came on November 27, 2009 in a 2-0 defeat to Notre Dame.

**41** - Florida State is 31-3-7 in its last 41 games against teams in the ACC, including ACC Tournament and NCAA Tournament matches.

**51** - Florida State was ranked in the Top 5 of the NSCAA poll for 51 consecutive weeks, dating from the final poll of the 2012 season (December 4) until October 4, 2016.

**66** - The number of Seminoles honored on the ACC All-Academic Team since 2005 - the second-most in the league.

**89** - Total points scored by FSU true freshmen in 2015 on 29 goals and 31 assists. All eight returned as sophomores for the 2016 season - Megan Connolly (9g, 10a), Elin Jensen (7g, 5a), Natalia Kuikka (6g, 5a), Kaycie Tillman (4g, 8a), Dallas Dorosy (3g, 1a), Olivia Bergau (0g, 1a), Macayla Edwards (0g, 1a) and Holly Fritz (0g, 0a).

**157** - Florida State has been ranked in the NSCAA Top 25 for 157 consecutive weeks.

**.783** - The Seminoles have recorded a .783 winning percentage in the NCAA postseason (53-14-2).

**.919** - Under Krikorian, the Noles have a winning percentage of .919 at home, totaling a record of 134-9-6 since 2005.

## RARE HOME LOSSES

The Noles currently hold a 32-match home unbeaten streak and are 7-0-1 at the Seminole Soccer Complex so far in 2016. It is so rare to lose at home that only five of the 24 players on the 2016 roster have ever lost a game at the Seminole Soccer Complex, a 2-1 defeat against Florida on September 5, 2014.

That is the only loss any active FSU player has surrendered at home as the next home loss was on Oct. 13, 2011.

## HOME SWEET HOME

Florida State is 134-9-6 at home since 2005 when **Mark Krikorian** became head coach at Florida State.

The Noles are 66-1-3 in their last 70 matches played at home, dating back to 2011. FSU has 25 wins over ranked opponents over that time and the only loss during that span was a 2-1 defeat to Florida on September 5, 2014.

FSU has allowed just five goals at home over the last 2365:05 of game time – a goal in the 22' against No. 3 Texas A&M on September 4, 2015, an own goal versus No. 7 Clemson on September 24, 2015, two goals vs. Boston College on Nov. 1, 2015 and a goal versus No. 2 Virginia on September 25, 2016.

## ROAD SWEET ROAD

The Seminoles are also impressive away from the friendly confines of the Seminole Soccer Complex, posting a true road record of 20-5-6 since 2013, as well as a neutral site mark of 9-2-1.

FSU has lost just four times in its last 24 road games - all one-goal matches - a 3-2 defeat at No. 14 UF on August 30, 2015, a 1-0 loss at No. 2 UVA on October 25, 2015, a 1-0 defeat at South Alabama on September 5, 2016 and a 2-1 loss at Boston College on October 6, 2016.

## ACC PLAYER OF THE WEEK

After helping the Noles post a 1-0 shutout on the road at No. 8 Texas A&M on August 19, redshirt junior goalkeeper **Cassie Miller** was named the ACC Defensive Player of the Week on August 23.

It is the second time in her career that Miller had received the weekly honor from the conference, adding to the accolade she earned on October 13, 2015 after defeating No. 1 North Carolina, 1-0, and assisting on the game-winning goal by **Berglind Thorvaldsdottir**.

**Kirsten Crowley** earned her first ACC Defensive Player of the Week award, and fourth of her career, on September 13 after helping lead the Noles to a pair of shutouts over No. 17 UConn (3-0) and Troy (1-0 OT). Each team managed just one shot on goal, and Crowley made two impressive defensive plays near the end of the match with the Huskies to preserve the clean sheet. She also assisted on the game-winning goal against Troy, heading a pass for **Kristen McFarland** to score in the 91st minute.

**Miller** added another weekly conference accolade on October 25 after leading the Noles to a perfect weekend with shutout victories over No. 4 Duke and Louisville. Against the Blue Devils, she made a save on a Christina Gibbons PK in the 85th and two saves in the 90th minute to force overtime and allow the Noles to win in overtime.

## TDS TEAM OF THE WEEK

Freshman forward **Deyna Castellanos** wasted no time making an impact for the Garnet and Gold, finding the back of the net on her first shot of the game, giving FSU a 1-0 lead in the second minute at No. 8 Texas A&M. The quick goal earned Castellanos a spot on TopDrawerSoccer's Team of the Week for August 23.

Kirsten Crowley was named to the TDS Team of the Week on October 25 after FSU earned home shutout wins over No. 4 Duke and and Louisville. Crowley and the FSU defense stymied the Blue Devil attack, forcing overtime to allow FSU to score the golden goal. On Sunday, the Cardinals were held without a shot for the final 55:33 of the match. It was the third time in Crowley's career that she had been recognized by TopDrawerSoccer.

## DEFENDING ACC CHAMPS

Florida State opened the 2016 season as the defending ACC champion for the fourth time in school history and the third year in a row. The Seminoles are the only school other than North Carolina to win back-to-back ACC titles.

The Noles earned their fourth conference title in 2015 and now own four of the eight ACC championships not earned by UNC.

### ALL-TIME ACC CHAMPIONS (since 1988)

|                     |    |       |                   |
|---------------------|----|-------|-------------------|
| North Carolina..... | 20 | ..... | 1989-2003, '05-09 |
| Florida State.....  | 4  | ..... | 2011, 2013-15     |
| Virginia.....       | 2  | ..... | 2004, 2012        |
| NC State.....       | 1  | ..... | 1988              |
| Wake Forest.....    | 1  | ..... | 2010              |

## QUICK IMPACT

Freshman **Kristen McFarland** had played in 14 games this season, but has only made seven starts.

However, she has made the most of her appearances, scoring five goals, including two game-winners, and adding three assists in her 753 minutes played.

She scored the first goal of her career just 2:47 after she subbed into the game against Middle Tennessee on August 28, and only needed 3:14 of match time after coming off the bench against Mercer on September 15 before putting the ball into the back of the net. McFarland only needed 52 seconds of overtime to find the back of the net against Troy on September 11, scoring the golden goal to give FSU the victory.



## OPENING DAY RECORDS

After a 1-0 win at Texas A&M on August 19, Florida State improved to 16-5-1 all-time on opening day, including a mark of 7-4-0 when opening the season away from Tallahassee.

The Noles are 11-1-0 on opening day under head coach **Mark Krikorian**, including a mark of 6-1-0 on the road.

FSU has won nine straight season openers, outscoring the opposition 23-3.

### OPENING DAY UNDER KRIKORIAN

2005 - FSU d. Southern Cal, 4-0 (Los Angeles, Calif.)  
2006 - FSU d. Portland, 2-1 (Tallahassee, Fla.)  
2007 - Portland d. FSU, 2-1 ot (Portland, Ore.)  
2008 - FSU d. UCF, 5-0 (Tallahassee, Fla.)  
2009 - FSU d. Jacksonville, 7-0 (Tallahassee, Fla.)  
2010 - FSU d. Washington St, 1-0 (Pullman, Wash.)  
2011 - FSU d. Oregon St, 1-0 (Corvallis, Ore.)  
2012 - FSU d. Minnesota, 3-2 (Minneapolis, Minn.)  
2013 - FSU d. Oregon St, 1-0 (Tallahassee, Fla.)  
2014 - FSU d. Portland, 1-0 (Tallahassee, Fla.)  
2015 - FSU d. New Mexico, 3-1 (Albuquerque, N.M.)  
2016 - FSU d. Texas A&M, 1-0 (College Station, Texas)

## THREE'S COMPANY

Freshman forward **Deyna Castellanos** opened her career in impressive fashion, scoring one goal in each of the first three matches of 2016. She now has four goals for the season.

Castellanos matched **Selin Kuralay** (2005) as the only first-year players in program history to record a goal in each of their first three matches for the Garnet and Gold.

In all, scoring a goal in each of the first three games of the season has happened just four times, adding in **Tiffany McCarty** (2009) and **Erin Grimsley** (1997).

## AUGUST SUCCESS

The Seminoles continued their early season success with three games in the month of August during the 2016 season. FSU owns an all-time record of 40-7-1 and has won 33 of its last 35 matches played during the month of August. The Noles are 31-2-0 in August under head coach **Mark Krikorian** and have outscored their opponents 118-37 all-time in August with 26 shutouts.

## YAMAGUCHI JERSEY RETIREMENT

Former Seminole Mami Yamaguchi was honored prior to the Duke match on October 20 and became the first FSU soccer player to have her jersey retired.

A recipient of the 2007 MAC Hermann Trophy winner, given to the top player in collegiate soccer, Yamaguchi led the country in points (66) and finished second in goals (24) and assists (18). She concluded the season as the only student-athlete in the nation to rank in the top 10 in three major offensive categories including points per game, goals per game and assists per game.

Yamaguchi finished her three-year Seminole career with 94 points, 32 goals and 30 assists, ranking in the top-five all-time in FSU history in each category.

## POSTSEASON RECORDS

Florida State set a pair of NCAA Tournament shutout records over the course of the 2014 and 2015 postseasons as the Noles earned their first national championship in 2014.

From the 2013 College Cup until the 2015 College Cup, FSU recorded 10 consecutive shutouts during postseason play. The streak ranks as the longest in the nation, breaking North Carolina's streak of eight games from 2003-04. The Seminoles also own the NCAA Tournament record for consecutive scoreless minutes at 931:47, surpassing UNC's mark of 829:21.

### NCAA TOURNAMENT SHUTOUT STREAKS

| Team                 | Shutouts  | Years          |
|----------------------|-----------|----------------|
| <b>Florida State</b> | <b>10</b> | <b>2014-15</b> |
| North Carolina       | 8         | 2003-04        |
| UCLA                 | 5         | 2005           |
| North Carolina       | 5         | 1997-98        |
| Notre Dame           | 5         | 1994-95        |

| Team                 | Time          | Years          |
|----------------------|---------------|----------------|
| <b>Florida State</b> | <b>931:47</b> | <b>2014-15</b> |
| North Carolina       | 829:31        | 2003-04        |
| UCLA                 | 484:53        | 2005           |

## MAC HERMANN TROPHY

The Seminoles placed two student athletes on the preseason watch list for the 2016 MAC Hermann Trophy. Redshirt senior **Kirsten Crowley** and sophomore **Megan Connolly** were two of 36 players recognized on the preseason list.

Florida State is one of eight teams with multiple student-athletes on the Watch List, joining UConn, Duke, Florida, USC, Stanford, Virginia and West Virginia.

It is the 13th straight season that the Seminoles have had a student-athlete named to the preseason Watch List and FSU has had two players selected nine times in the last 11 seasons.

In 2007, **Mami Yamaguchi** won the MAC Hermann Trophy, the first and only player in school history to win the award. Yamaguchi led the country in points that season with 66, while finishing second in goals (24) and assists (18).

### MAC HERMANN TROPHY WATCH LIST

Morgan Andrews, Sr., Southern California  
Kadeisha Buchanan, Sr., West Virginia  
Jane Campbell, Sr., Stanford  
**Megan Connolly, So., Florida State**  
Rachel Corboz, Jr., Georgetown  
**Kirsten Crowley, Sr., Florida State**  
Meggie Dougherty Howard, Sr., Florida  
Christina Gibbons, Sr., Duke  
Nadia Gomes, Jr., BYU  
Mikaela Harvey, Jr., Texas A&M  
Rachel Hill, Sr., Connecticut  
Savannah Jordan, Sr., Florida  
Serina Kashimoto, Sr., Butler  
Simone Kolander, Sr., Minnesota  
Rose Lavelle, Sr., Wisconsin  
Ashley Lawrence, Sr., West Virginia  
Tyler Lussi, Sr., Princeton  
Savannah McCaskill, Jr., South Carolina  
Kristen McNabb, Sr., Virginia  
McKenzie Meehan, Sr., Boston College  
Kayla Mills, Sr., Southern California  
Toni Payne, Sr., Duke  
Morgan Proffitt, Sr., Marquette  
Margaret Purse, Sr., Harvard  
Rebecca Quinn, Sr., Duke  
Casie Ramsier, Sr., Auburn  
Stephanie Ribeiro, Sr., Connecticut  
Hope Sabadash, Sr., Southeastern Louisiana  
Megan Schafer, Jr., Penn State  
Gabby Seiler, Sr., Florida  
Alexis Shaffer, Sr., Virginia  
Kailen Sheridan, Sr., Clemson  
Arielle Ship, Sr., California  
Andi Sullivan, Jr., Stanford  
Murielle Tiernan, Sr., Virginia Tech  
Hannah Wilkinson, Sr., Tennessee

## ACC PRESEASON POLL

Florida State was chosen as the favorite to win the ACC in 2016, earning 191 points and nine of the 14 first place votes from the league's coaches prior to the season. The Seminoles secured the ACC Tournament championship in 2015, earning FSU's third consecutive league title and fourth overall.

The Noles also placed two student-athletes on the 2016 Preseason All-ACC Team - redshirt senior **Kirsten Crowley** and sophomore **Megan Connolly**. Connolly is the only non-senior to receive preseason accolades from the league.

## FRESH FACES

The Seminoles welcome 11 newcomers to the squad in 2016, including 10 freshman and a graduate transfer.

Three freshmen - **Briana Alston** (Ashburn, Va.), **Taylor Hallmon** (Panama City, Fla.) and **Julia Phillips** (Ashburn, Va.) enrolled at Florida State for the Spring 2016 semester, joining the team in January and training with the Seminoles throughout the spring.

Seven others arrived for the fall, with four Americans and three international players. **Malia Berkely** (Liberty Township, Ohio), **Kristen McFarland** (Powell, Ohio), **Doriana Moul** (San Diego, Calif.) and **Clara Robbins** (Stafford, Va.) represent the newcomers from the United States.

The trio of international players that will compete for the Noles this fall are **Deyna Castellanos** (Maracay, Venezuela), **Heidi Kollanen** (Tampere, Finland) and **Yo Tachibana** (Nisshin, Japan). **Amanda Kopale** (Cape Coral, Fla.) comes to FSU after competing for three seasons at Nova Southeastern.

## PRESEASON NO. 1

Florida State entered the 2016 season as the No. 1 ranked team by the National Soccer Coaches Association. It marks the second time - and second straight season - that FSU had received a preseason No. 1 ranking and the 14th time overall that the Noles were No. 1 in the NSCAA poll.

In 2012, Florida State earned the program's first No. 1 ranking on August 28 after opening the season with a 2-0 record. The Noles held on to the No. 1 spot for eight consecutive weeks in 2012. FSU regained the No. 1 spot in the final poll of the 2014 season after winning the national championship and ranked as the top team four times during the 2015 season.

## NATION'S BEST FRESHMEN IN '15

The Seminoles bring back an impressive sophomore class that shined as the top group of freshmen in the country in 2015.

The eight-member group of **Megan Connolly**, **Elin Jensen**, **Natalia Kuikka**, **Kaycie Tillman**, **Dallas Dorosy**, **Olivia Bergau**, **Macayla Edwards** and **Holly Fritz** tallied 89 of Florida State's 197 points last season and were four of the top six point producers on the team.

Among true freshman on teams that finished the 2015 season in the top 25, Florida State was far and away the nation's leader in production from freshmen.

Connolly was named the TopDrawerSoccer National Freshman of the Year and an NSCAA First Team All-American. She became the first Seminole to earn First Team All-America honors as a freshman.



# SEMINOLE STREAKS

## ALL-TIME WINNING STREAKS

|    |         |   |
|----|---------|---|
| 14 | 2012    | Began with 3-2 win 8/17 at Minnesota; ended with 3-2 loss 10/28 at BC.              |
| 13 | 2014-15 | Began with 4-0 win 10/26 at NC State; ended with 3-2 loss 8/30 at UF.               |
| 10 | 2014    | Began with 4-0 win 9/8 vs St. John's; ended with 1-1 (2ot) tie 10/23 at UNC.        |
| 9  | 2005    | Began with 3-0 win 10/2 vs Virginia Tech; ended with 2-0 loss 11/4 to Virginia.     |
| 9  | 2013    | Began with 2-1 (ot) win 10/31 vs Notre Dame; ended with 1-0 (ot) loss 12/8 to UCLA. |
| 7  | 2005    | Began with 4-0 win 8/26 vs Southern Cal; ended with 4-1 loss 9/22 to UNC.           |
| 7  | 2008    | Began with 3-1 win 9/28 vs Virginia Tech; ended with 2-2 tie 10/30 at UNC.          |
| 6  | 2015    | Began with 3-1 win 9/24 vs Clemson; ended with 0-0 tie 10/22 at VT.                 |
| 6  | 2006    | Began with 2-1 win 8/27 vs Portland; ended with 2-1 loss 9/21 at UNC.               |
| 6  | 2010    | Began with 3-1 win 9/12 vs UCF; ended with 1-0 loss 10/14 at UNC.                   |
| 6  | 2011    | Began with 1-0 win 8/26 vs New Mexico ended; with 2-0 loss 9/15 at WF.              |

## ALL-TIME UNBEATEN STREAKS

|    |         |   |
|----|---------|---|
| 24 | 2014-15 | Began with 4-0 win 9/8 vs St. John's; ended with 3-2 loss 8/30 at UF  |
| 17 | 2013    | Began with 1-0 win 8/23 vs Oregon State; ended with 1-0 (ot) loss 10/27 at UVA.                             |
| 14 | 2012    | Began with 3-2 win 8/17 at Minnesota; ended with 3-2 loss 10/28 at BC.                                      |
| 13 | 2008    | Began with 3-1 win 9/28 vs Virginia Tech; ended with a 2-0 loss 11/28 at Notre Dame in NCAA Quarterfinals.  |
| 12 | 2015    | Began with 3-1 win 9/4 vs Texas A&M; ended with 1-0 loss 10/25 at UVA.                                      |
| 10 | 2011    | Began with 1-0 win 10/16 vs Boston College; ended with 3-0 loss 12/2 in College Cup semifinals vs Stanford. |
| 9  | 2005    | Began with 3-0 win 10/2 vs Virginia Tech; ended with 2-0 loss 11/4 to UVA.                                  |
| 9  | 2013    | Began with 2-1 (ot) win 10/31 vs Notre Dame; ended with 1-0 (ot) loss 12/8 to UCLA.                         |

## ALL-TIME WINNING STREAKS (START OF A SEASON)

|    |      |  |
|----|------|--|
| 14 | 2012 | Began with 3-2 win 8/17 at Minnesota; ended with 3-2 loss 10/28 at BC.               |
| 7  | 2005 | Began with 4-0 win 8/26 vs Southern Cal; ended with 4-1 loss 9/22 to North Carolina. |
| 6  | 2006 | Began with 2-1 win 8/27 vs Portland; ended with 2-1 loss 9/21 at North Carolina.     |
| 5  | 2009 | Began with 7-0 win 8/21 vs JU; ended with 1-0 (ot) loss 9/10 at UCF.                 |

## ALL-TIME UNBEATEN STREAKS (START OF A SEASON)

|    |      |  |
|----|------|--|
| 17 | 2013 | Began with 1-0 win 8/23 vs Oregon State; ended with 1-0 (ot) loss 10/27 at UVA.      |
| 14 | 2012 | Began with 3-2 win 8/17 at Minnesota; ended with 3-2 loss 10/28 at BC.               |
| 7  | 2005 | Began with 4-0 win 8/26 vs Southern Cal; ended with 4-1 loss 9/22 to North Carolina. |
| 6  | 2006 | Began with 2-1 win 8/27 vs Portland; ended with 2-1 loss 9/21 at North Carolina.     |
| 5  | 2009 | Began with 7-0 win 8/21 vs JU; ended with 1-0 (ot) loss 9/10 at UCF.                 |

## CONSECUTIVE HOME VICTORIES

|    |         |  |
|----|---------|--|
| 21 | 2011-13 | Began with 1-0 win 10/16/11 vs BC; ended with 1-1 (2ot) tie 9/6/13 vs Oklahoma State.                          |
| 19 | 2014-15 | Began with 1-0 win 9/8 vs St. John's; ended with 2-2 (2OT) draw 11/1 vs. BC.                                   |
| 18 | 2008-09 | Began with 3-1 win 9/28/08 vs Virginia Tech; ended with 2-0 loss 11/27/09 in NCAA Quarterfinals to Notre Dame. |
| 15 | 2013-14 | Began with 1-0 win 9/8/13 vs Oklahoma; ended with 2-1 loss 9/5/14 to Florida.                                  |
| 11 | 2003-04 | Began with 7-1 win 9/19 vs Miami; ended with 2-1 loss 9/14 to Florida.   |
| 10 | 2005-06 | Began with 3-1 win 9/25 vs NC State; ended with 0-0 (2ot) tie 9/28 to UVA.                                     |
| 10 | 2007-08 | Began with 4-1 win 9/30 vs NC State; ended with 1-0 loss 9/7 to Florida.                                       |

## HOME UNBEATEN STREAKS

|    |         |  |
|----|---------|--|
| 37 | 2011-14 | Began with 1-0 win 10/16/11 vs BC; ended with 2-1 loss 9/5/14 to Florida.                                      |
| 32 | 2014-** | <b>Began with 1-0 win 9/8/14 vs St. John's; still active...</b>  |
| 24 | 2005-07 | Began with 3-1 win 9/25/05 vs NC State; ended with 2-1 (ot) 9/27/07 to North Carolina.                         |
| 18 | 2008-09 | Began with 3-1 win 9/28/08 vs Virginia Tech; ended with 2-0 loss 11/27/09 in NCAA Quarterfinals to Notre Dame. |
| 14 | 2010-11 | Began with 3-1 win 9/12/10 vs UCF; ended with 2-0 loss 9/29/11 to UNC.   |
| 12 | 2000-02 | Began with 4-1 win 11/8 vs. Jacksonville in the NCAA Regional; ended with 2-1 loss 9/8 to LSU.                 |

## CONSECUTIVE ROAD VICTORIES

|   |         |   |
|---|---------|---|
| 6 | 2014-15 | Began with 4-0 win 10/26/14 at NC State; ended with 3-2 loss 8/30 at UF.                |
| 6 | 2014    | Began with 2-1 (2ot) win 8/28 at Oklahoma State; ended with 1-1 (2ot) tie 10/23 at UNC. |
| 5 | 2012    | Began with 3-2 win 8/17 at Minnesota; ended with 3-2 loss 10/18 at BC.                  |
| 5 | 2005    | Began with 4-0 win 8/26 vs Southern Cal; ended with 1-0 loss 9/29 at UVA.               |
| 5 | 1996    | Began with 4-1 win 8/31 at West Florida; ended with 3-0 loss 9/22 at Duke.              |

## ROAD UNBEATEN STREAKS

|    |         |   |
|----|---------|---|
| 13 | 2014-15 | Began with 2-1 (2ot) win 8/29/14 at Ok St; ended with 3-2 loss 8/30 at UF.                                  |
| 12 | 2008    | Began with 4-1 win 8/29 at Penn State; ended with 2-0 loss 11/28 at Notre Dame in NCAA Quarterfinals.       |
| 9  | 2004-05 | Began with 3-2 win 10/17 at NC State; ended with 1-0 loss 9/29 at UVA.                                      |
| 6  | 2011    | Began with 2-0 win 10/27 at Virginia Tech; ended with 3-0 loss 12/2 in College Cup semifinals vs. Stanford. |
| 6  | 2013    | Began with 3-0 win 8/30 at Florida; ended with 1-0 (ot) loss 10/27 at UVA.                                  |

## ACC WIN STREAKS

|    |         |  |
|----|---------|--|
| 10 | 2011-12 | Began with 1-0 win 10/16/11 vs BC; ended with 3-2 loss 10/18/12 at BC.                 |
| 8  | 2013-14 | Began with 2-1 (2ot) win 10/31/13 vs ND; ended with 1-1 (2ot) tie 10/23/14 at UNC.     |
| 7  | 2008    | Began with 3-1 win 9/28 vs Virginia Tech; ended with 2-2 tie 10/30 at UNC.             |
| 7  | 2005    | Began with 3-0 win 10/2 vs Virginia Tech; ended with 2-1 loss 9/21 at UNC.             |
| 6  | 2015    | Began with 3-1 win 9/24 vs Clemson; ended with 0-0 (2OT) tie 10/22 at VT.              |
| 5  | 2009-10 | Began with 2-1 win 11/1 at Virginia Tech; ended with 1-0 loss 10/14 at North Carolina. |
| 5  | 2013    | Began with 4-3 win 10/3 vs BC; ended with 1-0 (ot) loss 10/27 at UVA.                  |

## ACC UNBEATEN STREAKS

|    |         |  |
|----|---------|--|
| 19 | 2013-15 | Began with 2-1 (2ot) win 10/31 vs ND; ended with 1-0 loss 10/25 at UVA           |
| 12 | 2008-09 | Began with 3-1 win 9/28/08 vs Virginia Tech; ended with 3-0 loss 10/8/09 at WF.  |
| 11 | 2013    | Began with 0-0 tie 9/12 at WF; ended with 1-0 (ot) loss 10/27 at UVA.            |
| 10 | 2011-12 | Began with 1-0 win 10/16/11 vs BC; ended with 3-2 loss at BC 10/18/12.           |
| 7  | 2005-06 | Began with 3-0 win 10/2/05 vs Virginia Tech; ended with 2-1 loss 9/21/06 at UNC. |
| 7  | 2006    | Began with 2-0 win 9/24 at NC State; ended with 3-0 loss 10/22 at Duke.          |

## CONSECUTIVE SHUTOUTS (TEAM)

|   |      |   |
|---|------|---|
| 9 | 2012 | Began with 1-0 win 9/9 at Arkansas; ended with 3-2 loss 10/18 at BC.        |
| 7 | 2014 | Began with 1-0 win 11/9/14 vs. UVA; ended with 3-1 win 8/21/15 at UNM.      |
| 6 | 2003 | Began with 3-0 win 10/7 at UCF; ended with 1-0 loss 10/31 at UNC.           |
| 5 | 2016 | Began with 3-0 win 9/8 vs. UConn; ended with 1-1 draw 9/25 vs. UVA.         |
| 5 | 2014 | Began with 2-0 win 9/21 at BC; ended with 2-1 win 10/12 vs Virginia Tech.   |
| 4 | 2015 | Began with 3-0 win 11/13 vs. Evansville; emded with 2-0 loss 12/4 vs. Duke. |
| 4 | 2015 | Began with 1-0 win 9/27 at ND; ended with 3-1 win 10/17 at Louisville.      |
| 4 | 2015 | Began with 4-0 win 9/10 vs. UCF; ended with 3-1 win 9/24 vs. Clemson.       |

## CONSECUTIVE SHUTOUTS (INDIVIDUAL)

|               |   |         |  |
|---------------|---|---------|--|
| Cassie Miller | 7 | 2014-15 | Began with 1-0 win 11/9/14 vs. Virginia; ended with 3-1 win 8/21/15 at New Mexico. |
| Kelsey Wys    | 6 | 2012    | Began with 1-0 win 9/9 at Arkansas; end with 3-2 loss 10/18 at BC.                 |
| Joy McKenzie  | 6 | 2003    | Began with 3-0 win 10/7 at UCF; ended with 1-0 loss 10/31 at UNC.                  |
| Cassie Miller | 5 | 2014    | Began with 2-0 win 9/21 at BC; ended with 2-1 win 10/12 vs VT.                     |
| Kate Milstead | 4 | 2008    | Began with 1-0 win 10/2 at MD; ended with 5-2 win 10/19 vs. Duke.                  |
| Ali Mims      | 4 | 2005    | Began with 7-0 win 9/1 vs JU; ended with 4-2 win 9/16 at Florida.                  |

## CONSECUTIVE SHUTOUT MINUTES (TEAM)

|        |         |  |
|--------|---------|--|
| 934:09 | 2012    | Began with 2-1 win 9/7 vs Cal St Fullerton; end with 3-2 loss 10/18 at BC. |
| 799:29 | 2003    | Began with 3-2 loss 10/4 at Virginia; ended with 1-0 loss 10/31at UNC.     |
| 683:07 | 2014-15 | Began with 3-1 win 11/7/14 vs ND; ended with 3-1 win 8/21 at UNM.          |
| 589:00 | 2014    | Began with 3-2 win 9/18 at UConn; ended with 2-1 win 10/12 vs VT.          |
| 518:28 | 2016    | Began with 0-1 loss 9/5 at South Ala., ended with 1-1 draw 9/25 vs UVA.    |
| 503:39 | 2015    | Began with 3-1 win 9/24 vs. Clemson; ended with 3-1 win 10/17 at UofL.     |
| 472:40 | 2015    | Began with 3-1 win 9/4 vs. Texas A&M; ended with 3-1 win 9/24 vs. Clemson. |

## CONSECUTIVE ACC SHUTOUTS

|   |         |  |
|---|---------|--|
| 8 | 2011-12 | Began with 1-0 win 10/27/11 at VT; ended with 3-2 loss 10/18 at BC.        |
| 5 | 2014    | Began with 2-0 win 9/21 at BC; ended with 2-1 win 10/12 vs VT.             |
| 4 | 2015    | Began with 1-0 win 9/27 at ND; ended with 3-1 win 10/17 at Louisville.     |
| 4 | 2003    | Began with 3-0 win 10/10 vs. Duke; ended with 1-0 loss 10/31 at UNC.       |
| 4 | 2008    | Began with 1-0 win 10/2 at Maryland; ended with 5-2 win 10/19 vs. Duke.    |
| 3 | 2016    | <b>Began with 1-0 win at NC State; still active...</b>                     |
| 3 | 2014-15 | Began with 4-0 win 10/26 at NC State; ended with 3-1 win 9/24 vs. Clemson. |

## CONSECUTIVE GAMES WITH A GOAL SCORED (TEAM)

|    |         |  |
|----|---------|--|
| 34 | 2014-15 | Began with 1-0 win 8/22/14 vs Portland; ended with 0-0 tie 9/20/15 at DU.  |
| 26 | 2006-07 | Began with 2-1 (ot) loss 11/5/06 vs. North Carolina at ACC Tournament; ended with 1-0 loss 11/11/07 vs North Carolina at ACC Tournament. |
| 21 | 2002    | Began with 2-1 win over Oregon 9/1; ended with 1-0 loss to Connecticut 11/24.  |
| 16 | 2012    | Began with 3-2 win 8/17 at Minnesota; ended with 1-0 loss 10/25 at Miami.  |
| 14 | 2000    | Began with 3-2 win over Florida 8/25; ended with 0-0 tie at NC State 10/14.  |

## CONSECUTIVE GAMES WITH A GOAL SCORED (INDIVIDUAL)

|                      |   |      |   |
|----------------------|---|------|---|
| Tiffany McCarty      | 7 | 2012 | Began 10/28 vs BC - ACC Tourney; ended 11/30 vs Penn State. |
| Mami Yamaguchi       | 7 | 2007 | Began 9/3 vs Cal State Northridge; ended 9/22 at UCF.       |
| Dagny Brynjarsdottir | 6 | 2014 | Began 10/12 vs Virginia Tech; ended 11/9 vs UVA.            |
| Sanna Talonen        | 6 | 2008 | Began 10/12 at Miami; ended 11/2 at NC State.               |



# 2016 FLORIDA STATE CAREER STATS

## 1 • Amanda Kopale • GK GR • Cape Coral, Fla.

|            | GP-GS        | Min            | GA        | GAA         | SV         | SV%         |
|------------|--------------|----------------|-----------|-------------|------------|-------------|
| '12        | 14-14        | 1220:08        | 13        | 0.96        | 61         | .824        |
| '14        | 14-14        | 1193:54        | 21        | 1.58        | 52         | .712        |
| '15        | 12-12        | 883:48         | 11        | 1.12        | 52         | .825        |
| '16        | 2-0          | 24:10          | 0         | 0.00        | 0          | .000        |
| <b>TOT</b> | <b>41-40</b> | <b>3322:00</b> | <b>45</b> | <b>1.22</b> | <b>165</b> | <b>.786</b> |

(2012-15 stats from Nova Southeastern)

## 2 • Haylie Grant • MF JR • Brentwood, Calif.

|              | GP        | GS       | G        | A        | Pts      |
|--------------|-----------|----------|----------|----------|----------|
| 2014         | 8         | 0        | 0        | 1        | 1        |
| 2015         | 11        | 1        | 0        | 0        | 0        |
| 2016         | 14        | 3        | 1        | 2        | 4        |
| <b>TOTAL</b> | <b>33</b> | <b>4</b> | <b>1</b> | <b>3</b> | <b>5</b> |

Points:.....2, at Vanderbilt, 8/25/16  
Goals:.....1, at Vanderbilt, 8/25/16  
Assists:.....1, 2x, last Miami, 9/18/16

## 3 • Megan Connolly • MF SO • Cork, Ireland

|              | GP        | GS        | G         | A         | Pts       |
|--------------|-----------|-----------|-----------|-----------|-----------|
| 2015         | 22        | 21        | 9         | 10        | 28        |
| 2016         | 16        | 16        | 5         | 4         | 14        |
| <b>TOTAL</b> | <b>38</b> | <b>37</b> | <b>14</b> | <b>14</b> | <b>42</b> |

Points:.....4, 2x, last Clemson, 9/24/15  
Goals:.....2, UCF, 9/10/15  
Assists:.....2, Clemson, 9/24/15

## 4 • Holly Fritz • MF SO • Cape Coral, Fla.

|              | GP        | GS       | G        | A        | Pts      |
|--------------|-----------|----------|----------|----------|----------|
| 2015         | 15        | 2        | 0        | 0        | 0        |
| 2016         | 8         | 0        | 0        | 0        | 0        |
| <b>TOTAL</b> | <b>23</b> | <b>2</b> | <b>0</b> | <b>0</b> | <b>0</b> |

## 5 • Elin Jensen • F/MF SO • Reykjavik, Iceland

|              | GP        | GS        | G        | A        | Pts       |
|--------------|-----------|-----------|----------|----------|-----------|
| 2015         | 25        | 11        | 7        | 5        | 19        |
| 2016         | 9         | 2         | 1        | 2        | 4         |
| <b>TOTAL</b> | <b>34</b> | <b>13</b> | <b>8</b> | <b>7</b> | <b>23</b> |

Points:.....5, at UNCG, 9/17/15  
Goals:.....2, 2x, last Texas A&M, 11/27/15  
Assists:.....2, 2x last UConn, 9/8/16

## 6 • Yo Tachibana • MF FR • Nisshin, Japan

|              | GP       | GS       | G        | A        | Pts      |
|--------------|----------|----------|----------|----------|----------|
| 2016         | 4        | 0        | 0        | 0        | 0        |
| <b>TOTAL</b> | <b>4</b> | <b>0</b> | <b>0</b> | <b>0</b> | <b>0</b> |

## 7 • Dallas Dorosy • MF SO • Fort Lauderdale, Fla.

|              | GP        | GS        | G        | A        | Pts       |
|--------------|-----------|-----------|----------|----------|-----------|
| 2015         | 21        | 5         | 3        | 1        | 7         |
| 2016         | 15        | 11        | 2        | 1        | 5         |
| <b>TOTAL</b> | <b>36</b> | <b>15</b> | <b>5</b> | <b>2</b> | <b>12</b> |

Points:.....3, Pitt, 10/3/15  
Goals:.....1, 5x, last at Boston College, 10/6/16  
Assists:.....1, 2x, last at Middle Tennessee, 8/28/16

## 8 • Heidi Kollanen • F/MF FR • Tampere, Finland

|              | GP        | GS       | G        | A        | Pts      |
|--------------|-----------|----------|----------|----------|----------|
| 2016         | 16        | 9        | 0        | 1        | 1        |
| <b>TOTAL</b> | <b>16</b> | <b>9</b> | <b>0</b> | <b>1</b> | <b>1</b> |

Points:.....1, at Vanderbilt, 8/25/16  
Assists:.....1, at Vanderbilt, 8/25/16

## 9 • Ari Hudson • D/MF JR • Portland, Ore.

|              | GP        | GS       | G        | A        | Pts      |
|--------------|-----------|----------|----------|----------|----------|
| 2014         | 10        | 0        | 1        | 1        | 3        |
| 2015         | 11        | 1        | 1        | 0        | 2        |
| 2016         | 2         | 0        | 0        | 0        | 0        |
| <b>TOTAL</b> | <b>23</b> | <b>1</b> | <b>2</b> | <b>1</b> | <b>5</b> |

Points:.....2, 2x, last at UNCG, 9/17/15  
Goals:.....1, 2x, last at UNCG, 9/17/15  
Assists:.....1, Stetson, 9/14/14

## 10 • Deyna Castellanos • F FR • Maracay, Venezuela

|              | GP       | GS       | G        | A        | Pts       |
|--------------|----------|----------|----------|----------|-----------|
| 2016         | 8        | 8        | 5        | 0        | 10        |
| <b>TOTAL</b> | <b>8</b> | <b>8</b> | <b>5</b> | <b>0</b> | <b>10</b> |

Points:.....2, 5x, last Miami, 9/18/16  
Goals:.....1, 5x, last Miami, 9/18/16

## 11 • Julia Phillips • MF FR • Ashburn, Va.

|              | GP       | GS       | G        | A        | Pts      |
|--------------|----------|----------|----------|----------|----------|
| 2016         | 2        | 0        | 0        | 0        | 0        |
| <b>TOTAL</b> | <b>2</b> | <b>0</b> | <b>0</b> | <b>0</b> | <b>0</b> |

## 12 • Kaycie Tillman • MF SO • Rowlett, Texas

|              | GP        | GS        | G        | A         | Pts       |
|--------------|-----------|-----------|----------|-----------|-----------|
| 2015         | 25        | 25        | 4        | 8         | 16        |
| 2016         | 16        | 15        | 3        | 4         | 10        |
| <b>TOTAL</b> | <b>41</b> | <b>40</b> | <b>7</b> | <b>12</b> | <b>26</b> |

Points:.....3, 3x, last UConn, 9/8/16  
Goals:.....1, 6x, last at Pitt, 10/2/16  
Assists:.....3, 2x, last Texas A&M, 11/27/15

## 13 • Taylor Hallmon • D FR • Panama City, Fla.

|              | GP        | GS       | G        | A        | Pts      |
|--------------|-----------|----------|----------|----------|----------|
| 2016         | 16        | 5        | 1        | 0        | 2        |
| <b>TOTAL</b> | <b>16</b> | <b>5</b> | <b>1</b> | <b>0</b> | <b>2</b> |

Points:.....2, Mercer, 9/15/16  
Goals:.....1, Mercer, 9/15/16

## 14 • Natalia Kuikka • D/MF SO • Kemi, Finland

|              | GP        | GS        | G        | A        | Pts       |
|--------------|-----------|-----------|----------|----------|-----------|
| 2015         | 19        | 18        | 6        | 5        | 17        |
| 2016         | 13        | 13        | 0        | 2        | 2         |
| <b>TOTAL</b> | <b>32</b> | <b>31</b> | <b>6</b> | <b>7</b> | <b>19</b> |

Points:.....4, Pitt, 10/3/15  
Goals:.....2, Pitt, 10/3/15  
Assists:.....2, vs. North Carolina, 11/6/15

## 15 • Olivia Bergau • D/MF SO • Merritt Island, Fla.

|              | GP        | GS        | G        | A        | Pts      |
|--------------|-----------|-----------|----------|----------|----------|
| 2015         | 11        | 3         | 0        | 1        | 1        |
| 2016         | 16        | 12        | 0        | 3        | 3        |
| <b>TOTAL</b> | <b>27</b> | <b>15</b> | <b>0</b> | <b>4</b> | <b>4</b> |

Points:.....1, 4x last Louisville 10/23/16  
Assists:.....1, 4x last Louisville 10/23/16

## 16 • Briana Alston • D FR • Ashburn, Va.

|              | GP       | GS       | G        | A        | Pts      |
|--------------|----------|----------|----------|----------|----------|
| 2016         | 7        | 1        | 0        | 0        | 0        |
| <b>TOTAL</b> | <b>7</b> | <b>1</b> | <b>0</b> | <b>0</b> | <b>0</b> |

## 17 • Malia Berkely • D/MF FR • Liberty Township, Ohio

|              | GP        | GS        | G        | A        | Pts      |
|--------------|-----------|-----------|----------|----------|----------|
| 2016         | 16        | 16        | 0        | 1        | 1        |
| <b>TOTAL</b> | <b>16</b> | <b>16</b> | <b>0</b> | <b>1</b> | <b>1</b> |

Points:.....1, Wake Forest, 9/22/16  
Assists:.....1, Wake Forest, 9/22/16

## 18 • Macayla Edwards • D/MF SO • Palm Beach Gardens, Fla.

|              | GP        | GS        | G        | A        | Pts      |
|--------------|-----------|-----------|----------|----------|----------|
| 2015         | 17        | 12        | 0        | 1        | 1        |
| 2016         | 16        | 11        | 1        | 3        | 5        |
| <b>TOTAL</b> | <b>33</b> | <b>23</b> | <b>1</b> | <b>4</b> | <b>1</b> |

Points:.....3, UConn, 9/8/16  
Goals:.....1, UConn, 9/8/16  
Assists:.....2, at Vanderbilt, 8/25/16

## 19 • Doriana Moul • D/MF FR • San Diego, Calif.

|              | GP       | GS       | G        | A        | Pts      |
|--------------|----------|----------|----------|----------|----------|
| 2016         | 9        | 2        | 0        | 0        | 0        |
| <b>TOTAL</b> | <b>9</b> | <b>2</b> | <b>0</b> | <b>0</b> | <b>0</b> |

## 20 • Kristen McFarland • F FR • Powell, Ohio

|              | GP        | GS       | G        | A        | Pts       |
|--------------|-----------|----------|----------|----------|-----------|
| 2016         | 14        | 7        | 5        | 3        | 13        |
| <b>TOTAL</b> | <b>14</b> | <b>7</b> | <b>5</b> | <b>3</b> | <b>13</b> |

Points:.....3, Wake Forest, 9/22/16  
Goals:.....1, 5x, last Virginia, 9/25/16  
Assists:.....1, 3x, last Louisville, 10/23/16

## 22 • Kirsten Crowley • D/MF R-SR • Panama City, Fla.

|              | GP        | GS        | G        | A         | Pts       |
|--------------|-----------|-----------|----------|-----------|-----------|
| 2013         | 26        | 19        | 1        | 0         | 2         |
| 2014         | 26        | 26        | 1        | 1         | 3         |
| 2015         | 24        | 24        | 3        | 5         | 11        |
| 2016         | 16        | 16        | 1        | 4         | 6         |
| <b>TOTAL</b> | <b>91</b> | <b>84</b> | <b>6</b> | <b>10</b> | <b>22</b> |

Points:.....3, 2x, last SE Louisiana, 8/28/15  
Goals:.....1, 6x, last at Pitt, 10/1/16  
Assists:.....2, 2x last Wake Forest, 9/22/16

## 23 • Emma Koivisto • D/MF JR • Helsinki, Finland

|              | GP        | GS        | G        | A         | Pts       |
|--------------|-----------|-----------|----------|-----------|-----------|
| 2014         | 23        | 23        | 2        | 6         | 10        |
| 2015         | 20        | 19        | 0        | 2         | 2         |
| 2016         | 13        | 13        | 0        | 2         | 2         |
| <b>TOTAL</b> | <b>56</b> | <b>55</b> | <b>2</b> | <b>10</b> | <b>14</b> |

Points:.....3, South Alabama, 11/14/14  
Goals:.....1, 2x, last at NC State, 10/26/14  
Assists:.....3, South Alabama, 11/14/14

## 26 • Clara Robbins • D FR • Stafford, Va.

|              | GP       | GS       | G        | A        | Pts      |
|--------------|----------|----------|----------|----------|----------|
| 2016         | 0        | 0        | 0        | 0        | 0        |
| <b>TOTAL</b> | <b>0</b> | <b>0</b> | <b>0</b> | <b>0</b> | <b>0</b> |

## 38 • Cassie Miller • GK R-JR • Cave Creek, Ariz.

|            | GP-GS        | Min            | GA        | GAA         | SV         | SV%         |
|------------|--------------|----------------|-----------|-------------|------------|-------------|
| '14        | 26-26        | 2375:24        | 9         | 0.34        | 44         | .830        |
| '15        | 25-25        | 2219:02        | 15        | 0.61        | 48         | .762        |
| '16        | 16-16        | 1452:51        | 5         | 0.31        | 42         | .894        |
| <b>TOT</b> | <b>67-67</b> | <b>6047:17</b> | <b>29</b> | <b>0.43</b> | <b>134</b> | <b>.822</b> |

Minutes:.....110:00, 6x, last at Syracuse, 10/9/16  
Saves:.....7, at Virginia, 10/25/15  
Fewest GA:.....0, 46x, last Louisville, 10/23/16  
Goals Allowed:.....3, at Florida, 8/30/15  
Assists:.....1, vs. North Carolina, 10/11/15



# 2016 BOX SCORES

## Game 1: 1-0-0, 0-0-0 ACC

#1 Florida State vs #8 Texas A&M  
Aug 19, 2016 at College Station, Texas  
Attendance: 2291

| Goals by period | 1 | 2 | Tot |
|-----------------|---|---|-----|
| Florida State   | 1 | 0 | 1   |
| Texas A&M       | 0 | 0 | 0   |

### Florida State

| Pos | ## | Player            | Sh | G | A |
|-----|----|-------------------|----|---|---|
| GK  | 38 | Cassie Miller     | 0  | 0 | 0 |
| F   | 3  | Megan Connolly    | 2  | 0 | 0 |
| MF  | 8  | Heidi Kollanen    | 2  | 0 | 0 |
| F   | 10 | Deyna Castellanos | 2  | 1 | 0 |
| MF  | 12 | Kaycie Tillman    | 1  | 0 | 0 |
| D   | 14 | Natalia Kuikka    | 0  | 0 | 0 |
| D   | 15 | Olivia Bergau     | 0  | 0 | 0 |
| MF  | 17 | Malia Berkely     | 1  | 0 | 0 |
| MF  | 18 | Macayla Edwards   | 1  | 0 | 0 |
| D   | 22 | Kirsten Crowley   | 0  | 0 | 0 |
| D   | 23 | Emma Koivisto     | 1  | 0 | 1 |

### Substitutes

|        |                   |    |   |   |
|--------|-------------------|----|---|---|
| 5      | Elin Jensen       | 0  | 0 | 0 |
| 13     | Taylor Hallmon    | 0  | 0 | 0 |
| 20     | Kristen McFarland | 0  | 0 | 0 |
| Totals |                   | 10 | 1 | 1 |

### Texas A&M

| Pos | ## | Player              | Sh | G | A |
|-----|----|---------------------|----|---|---|
| GK  | 0  | Rice, Danielle      | 0  | 0 | 0 |
| MF  | 6  | Hajdu, Kate         | 0  | 0 | 0 |
| MF  | 10 | Malherbe, Stephanie | 0  | 0 | 0 |
| F   | 12 | Pounds, Haley       | 4  | 0 | 0 |
| D   | 16 | Harryman, Ashlynn   | 1  | 0 | 0 |
| D   | 19 | Wright, Grace       | 0  | 0 | 0 |
| D   | 20 | Paulson, McKayla    | 2  | 0 | 0 |
| MF  | 21 | Shaw, Sarah         | 1  | 0 | 0 |
| D   | 24 | Walton, Callyn      | 0  | 0 | 0 |
| F   | 27 | Hill, Jordan        | 1  | 0 | 0 |
| MF  | 77 | Harvey, Mikaela     | 0  | 0 | 0 |

### Substitutes

|        |                    |    |   |   |
|--------|--------------------|----|---|---|
| 2      | Bates, Emily       | 0  | 0 | 0 |
| 5      | Crabtree, Brittany | 1  | 0 | 0 |
| 9      | Piper, Grace       | 1  | 0 | 0 |
| 14     | Cory, Grace        | 0  | 0 | 0 |
| 17     | Arrieta, Cienna    | 0  | 0 | 0 |
| Totals |                    | 11 | 0 | 0 |

### Florida State

| ## | Player        | MIN   | GA | Saves |
|----|---------------|-------|----|-------|
| 38 | Cassie Miller | 90:00 | 0  | 4     |

### Texas A&M

| ## | Player         | MIN   | GA | Saves |
|----|----------------|-------|----|-------|
| 0  | Rice, Danielle | 90:00 | 1  | 1     |

| Shots by period | 1 | 2 | Tot |
|-----------------|---|---|-----|
| Florida State   | 6 | 4 | 10  |
| Texas A&M       | 4 | 7 | 11  |

| Corner kicks  | 1 | 2 | Tot |
|---------------|---|---|-----|
| Florida State | 1 | 3 | 4   |
| Texas A&M     | 1 | 5 | 6   |

| Saves by period | 1 | 2 | Tot |
|-----------------|---|---|-----|
| Florida State   | 1 | 3 | 4   |
| Texas A&M       | 0 | 1 | 1   |

### Scoring Summary:

| Time | Team | Goal Scorer     | Assists  |
|------|------|-----------------|----------|
| 1:32 | FS   | Castellanos (1) | Koivisto |

## Game 2: 2-0-0, 0-0-0 ACC

#1 Florida State vs Vanderbilt  
Aug 25, 2016 at Nashville, Tenn.  
Attendance: 784

| Goals by period | 1 | 2 | Tot |
|-----------------|---|---|-----|
| Florida State   | 3 | 0 | 3   |
| Vanderbilt      | 0 | 0 | 0   |

### Florida State

| Pos | ## | Player            | Sh | G | A |
|-----|----|-------------------|----|---|---|
| GK  | 38 | Cassie Miller     | 0  | 0 | 0 |
| MF  | 3  | Megan Connolly    | 3  | 1 | 0 |
| MF  | 8  | Heidi Kollanen    | 2  | 0 | 1 |
| F   | 10 | Deyna Castellanos | 3  | 1 | 0 |
| MF  | 12 | Kaycie Tillman    | 0  | 0 | 1 |
| D   | 14 | Natalia Kuikka    | 0  | 0 | 0 |
| D   | 15 | Olivia Bergau     | 0  | 0 | 0 |
| MF  | 17 | Malia Berkely     | 1  | 0 | 0 |
| F   | 20 | Kristen McFarland | 0  | 0 | 0 |
| D   | 22 | Kirsten Crowley   | 3  | 0 | 0 |
| D   | 23 | Emma Koivisto     | 0  | 0 | 0 |

### Substitutes

|        |                 |    |   |   |
|--------|-----------------|----|---|---|
| 2      | Haylie Grant    | 1  | 1 | 0 |
| 4      | Holly Fritz     | 0  | 0 | 0 |
| 5      | Elin Jensen     | 1  | 0 | 0 |
| 7      | Dallas Dorosy   | 3  | 0 | 0 |
| 13     | Taylor Hallmon  | 0  | 0 | 0 |
| 16     | Briana Alston   | 0  | 0 | 0 |
| 18     | Macayla Edwards | 2  | 0 | 2 |
| 19     | Doriana Moul    | 0  | 0 | 0 |
| Totals |                 | 19 | 3 | 4 |

### Vanderbilt

| Pos | ## | Player            | Sh | G | A |
|-----|----|-------------------|----|---|---|
| GK  | 0  | Kaitlyn Fahrner   | 0  | 0 | 0 |
| MF  | 3  | Lydia Simmons     | 1  | 0 | 0 |
| MF  | 7  | Grace Jackson     | 0  | 0 | 0 |
| D   | 9  | Danae O'Halloran  | 0  | 0 | 0 |
| F   | 13 | Nia Dorsey        | 0  | 0 | 0 |
| D   | 14 | Jacqueline Welch  | 1  | 0 | 0 |
| MF  | 15 | Kacy Scarpa       | 1  | 0 | 0 |
| D   | 17 | Cristina De Zeeuw | 0  | 0 | 0 |
| D   | 20 | Sasha Gray        | 0  | 0 | 0 |
| MF  | 23 | Sydney O'Donnell  | 0  | 0 | 0 |
| D   | 34 | Claire Anderson   | 0  | 0 | 0 |

### Substitutes

|        |                    |   |   |   |
|--------|--------------------|---|---|---|
| 6      | Hannon Eberts      | 0 | 0 | 0 |
| 8      | Carley Bogan       | 0 | 0 | 0 |
| 10     | Caroline Saltmarsh | 0 | 0 | 0 |
| 18     | Allie Bruder       | 0 | 0 | 0 |
| 21     | Kaylann Boyd       | 0 | 0 | 0 |
| 22     | Brooke Colangelo   | 0 | 0 | 0 |
| 25     | Hannah Menard      | 0 | 0 | 0 |
| Totals |                    | 3 | 0 | 0 |

### Florida State

| ## | Player        | MIN   | GA | Saves |
|----|---------------|-------|----|-------|
| 38 | Cassie Miller | 90:00 | 0  | 0     |

### Vanderbilt

| ## | Player          | MIN   | GA | Saves |
|----|-----------------|-------|----|-------|
| 0  | Kaitlyn Fahrner | 90:00 | 3  | 6     |
| TM | TEAM            | 0:00  | 0  | 1     |

| Shots by period | 1 | 2  | Tot |
|-----------------|---|----|-----|
| Florida State   | 7 | 12 | 19  |
| Vanderbilt      | 1 | 2  | 3   |

| Corner kicks  | 1 | 2 | Tot |
|---------------|---|---|-----|
| Florida State | 2 | 6 | 8   |
| Vanderbilt    | 1 | 3 | 4   |

| Saves by period | 1 | 2 | Tot |
|-----------------|---|---|-----|
| Florida State   | 0 | 0 | 0   |
| Vanderbilt      | 2 | 5 | 7   |

### Scoring Summary:

| Time  | Team | Goal Scorer     | Assists          |
|-------|------|-----------------|------------------|
| 22:46 | FS   | Castellanos (2) | Kollanen         |
| 38:34 | FS   | Connolly (1)    | Edwards; Tillman |
| 44:01 | FS   | Grant (1)       | Edwards          |

## Game 3: 3-0-0, 0-0-0 ACC

#1 Florida State vs Middle Tennessee  
Aug 28, 2016 at Murfreesboro, Tenn.  
Attendance: 1087

| Goals by period  | 1 | 2 | Tot |
|------------------|---|---|-----|
| Florida State    | 3 | 0 | 3   |
| Middle Tennessee | 0 | 0 | 0   |

### Florida State

| Pos | ## | Player            | Sh | G | A |
|-----|----|-------------------|----|---|---|
| GK  | 38 | Cassie Miller     | 0  | 0 | 0 |
| F   | 3  | Megan Connolly    | 2  | 1 | 0 |
| M   | 7  | Dallas Dorosy     | 1  | 0 | 1 |
| M   | 8  | Heidi Kollanen    | 2  | 0 | 0 |
| F   | 10 | Deyna Castellanos | 6  | 1 | 0 |
| M   | 12 | Kaycie Tillman    | 2  | 0 | 1 |
| D   | 14 | Natalia Kuikka    | 1  | 0 | 0 |
| D   | 15 | Olivia Bergau     | 0  | 0 | 0 |
| M   | 17 | Malia Berkely     | 2  | 0 | 0 |
| D   | 22 | Kirsten Crowley   | 3  | 0 | 1 |
| D   | 23 | Emma Koivisto     | 0  | 0 | 1 |

### Substitutes

|        |                   |    |   |   |
|--------|-------------------|----|---|---|
| 1      | Amanda Kopale     | 0  | 0 | 0 |
| 2      | Haylie Grant      | 0  | 0 | 0 |
| 4      | Holly Fritz       | 0  | 0 | 0 |
| 5      | Elin Jensen       | 1  | 0 | 0 |
| 6      | Yo Tachibana      | 0  | 0 | 0 |
| 9      | Ari Hudson        | 0  | 0 | 0 |
| 11     | Julia Phillips    | 0  | 0 | 0 |
| 13     | Taylor Hallmon    | 1  | 0 | 0 |
| 16     | Briana Alston     | 0  | 0 | 0 |
| 18     | Macayla Edwards   | 0  | 0 | 0 |
| 19     | Doriana Moul      | 1  | 0 | 0 |
| 20     | Kristen McFarland | 1  | 1 | 0 |
| Totals |                   | 23 | 3 | 4 |

### Middle Tennessee

| Pos | ## | Player               | Sh | G | A |
|-----|----|----------------------|----|---|---|
| GK  | 1  | CHALCRAFT, Sydney    | 0  | 0 | 0 |
| D   | 4  | RIEMER, Casey        | 0  | 0 | 0 |
| M   | 5  | JORDAN, Salera       | 0  | 0 | 0 |
| D   | 7  | COOK, Kerri          | 0  | 0 | 0 |
| F   | 8  | DEBIEN, Sam          | 0  | 0 | 0 |
| M   | 10 | COX, Cameron         | 0  | 0 | 0 |
| F   | 19 | VAN ISHOVEN, Charlot | 0  | 0 | 0 |
| D   | 20 | NAVARRO, Sydney      | 0  | 0 | 0 |
| D   | 21 | THOMAS, Kathy        | 1  | 0 | 0 |
| M   | 22 | HOOT, Amber          | 0  | 0 | 0 |
| M   | 27 | LAI, Angie           | 1  | 0 | 0 |

### Substitutes

|        |                  |   |   |   |
|--------|------------------|---|---|---|
| 2      | NISHIMOTO, Haley | 0 | 0 | 0 |
| 3      | HATCH, Taylor    | 0 | 0 | 0 |
| 11     | GIBSON, Courtney | 0 | 0 | 0 |
| 13     | TRAVEN, Katelynn | 0 | 0 | 0 |
| 24     | BROWN, Abbie     | 0 | 0 | 0 |
| Totals |                  | 2 | 0 | 0 |

### Florida State

| ## | Player        | MIN   | GA | Saves |
|----|---------------|-------|----|-------|
| 38 | Cassie Miller | 83:12 | 0  | 2     |
| 1  | Amanda Kopale | 6:48  | 0  | 0     |

### Middle Tennessee

| ## | Player            | MIN   | GA | Saves |
|----|-------------------|-------|----|-------|
| 1  | CHALCRAFT, Sydney | 90:00 | 3  | 7     |
| TM | TEAM              | 0:00  | 0  | 3     |

| Shots by period  | 1  | 2 | Tot |
|------------------|----|---|-----|
| Florida State    | 15 | 8 | 23  |
| Middle Tennessee | 0  | 2 | 2   |

| Corner kicks     | 1 | 2 | Tot |
|------------------|---|---|-----|
| Florida State    | 4 | 3 | 7   |
| Middle Tennessee | 1 | 0 | 1   |

| Saves by period  | 1 | 2 | Tot |
|------------------|---|---|-----|
| Florida State    | 0 | 2 | 2   |
| Middle Tennessee | 6 | 4 | 10  |

### Scoring Summary:

| Time  | Team | Goal Scorer     | Assists           |
|-------|------|-----------------|-------------------|
| 4:54  | FS   | Connolly (2)    | Dorosy            |
| 28:00 | FS   | Castellanos (3) | Crowley; Koivisto |
| 30:47 | FS   | McFarland (1)   | Tillman           |

# 2016 BOX SCORES

## Game 4: 3-1-0, 0-0-0 ACC

#1 Florida State vs South Alabama  
Sep 05, 2016 at Mobile, Ala.  
Attendance: 698

| Goals by period | 1 | 2 | Tot |
|-----------------|---|---|-----|
| Florida State   | 0 | 0 | 0   |
| South Alabama   | 1 | 0 | 1   |

### Florida State

| Pos | ## | Player            | Sh | G | A |
|-----|----|-------------------|----|---|---|
| GK  | 38 | Cassie Miller     | 0  | 0 | 0 |
| MF  | 3  | Megan Connolly    | 8  | 0 | 0 |
| MF  | 5  | Elin Jensen       | 1  | 0 | 0 |
| F   | 8  | Heidi Kollanen    | 2  | 0 | 0 |
| F   | 10 | Deyna Castellanos | 2  | 0 | 0 |
| MF  | 12 | Kaycie Tillman    | 1  | 0 | 0 |
| D   | 14 | Natalia Kuikka    | 1  | 0 | 0 |
| D   | 15 | Olivia Bergau     | 0  | 0 | 0 |
| MF  | 17 | Malia Berkely     | 6  | 0 | 0 |
| D   | 22 | Kirsten Crowley   | 0  | 0 | 0 |
| D   | 23 | Emma Koivisto     | 1  | 0 | 0 |

### Substitutes

|        |                   |    |   |   |
|--------|-------------------|----|---|---|
| 7      | Dallas Dorosy     | 1  | 0 | 0 |
| 13     | Taylor Hallmon    | 0  | 0 | 0 |
| 18     | Macayla Edwards   | 4  | 0 | 0 |
| 19     | Doriana Moul      | 0  | 0 | 0 |
| 20     | Kristen McFarland | 1  | 0 | 0 |
| Totals |                   | 28 | 0 | 0 |

### South Alabama

| Pos | ## | Player              | Sh | G | A |
|-----|----|---------------------|----|---|---|
| GK  | 1  | Stanford, Justice   | 0  | 0 | 0 |
| MF  | 4  | Farrell, Emily      | 0  | 0 | 0 |
| D   | 5  | Loeber, Jana        | 0  | 0 | 0 |
| MF  | 7  | Followwell, Chelsea | 0  | 0 | 0 |
| D   | 8  | Purfield, Jemma     | 1  | 0 | 0 |
| F   | 11 | Hannah, Charde      | 2  | 1 | 0 |
| MF  | 12 | Autmon, Monique     | 1  | 0 | 0 |
| MF  | 14 | Henley, Danielle    | 0  | 0 | 1 |
| D   | 16 | Jordan, Alexis      | 0  | 0 | 0 |
| MF  | 18 | Dixon, Kory         | 0  | 0 | 0 |
| D   | 25 | Godfrey, Hannah     | 0  | 0 | 0 |

### Substitutes

|        |                    |   |   |   |
|--------|--------------------|---|---|---|
| 3      | Shirtcliffe, Nikki | 0 | 0 | 0 |
| 10     | Trutsi, Tiina      | 1 | 0 | 0 |
| 22     | Jones, Ashlynn     | 0 | 0 | 0 |
| Totals |                    | 5 | 1 | 1 |

### Florida State

| ## | Player        | MIN   | GA | Saves |
|----|---------------|-------|----|-------|
| 38 | Cassie Miller | 90:00 | 1  | 2     |

### South Alabama

| ## | Player            | MIN   | GA | Saves |
|----|-------------------|-------|----|-------|
| 1  | Stanford, Justice | 90:00 | 0  | 8     |

### Shots by period

|               | 1  | 2  | Tot |
|---------------|----|----|-----|
| Florida State | 10 | 18 | 28  |
| South Alabama | 4  | 1  | 5   |

### Corner kicks

|               | 1 | 2 | Tot |
|---------------|---|---|-----|
| Florida State | 6 | 3 | 9   |
| South Alabama | 4 | 0 | 4   |

### Saves by period

|               | 1 | 2 | Tot |
|---------------|---|---|-----|
| Florida State | 2 | 0 | 2   |
| South Alabama | 2 | 6 | 8   |

### Scoring Summary:

| Time  | Team | Goal Scorer | Assists |
|-------|------|-------------|---------|
| 24:23 | USA  | Hannah (2)  | Henley  |

## Game 5: 4-1-0, 0-0-0 ACC

#17 UConn vs #1 Florida State  
Sep 08, 2016 at Tallahassee, Fla.  
Attendance: 1458

| Goals by period | 1 | 2 | Tot |
|-----------------|---|---|-----|
| UConn           | 0 | 0 | 0   |
| Florida State   | 1 | 2 | 3   |

### UConn

| Pos | ## | Player               | Sh | G | A |
|-----|----|----------------------|----|---|---|
| GK  | 1  | ARMSTRONG, Emily     | 0  | 0 | 0 |
| F   | 3  | HILL, Rachel         | 1  | 0 | 0 |
| D   | 12 | DRUEHL, Heidi        | 1  | 0 | 0 |
| D   | 13 | PATTERSON, Toriana   | 0  | 0 | 0 |
| M   | 16 | SCHIAPPA, Regan      | 0  | 0 | 0 |
| M   | 17 | VINCIGUERRA, Kristen | 1  | 0 | 0 |
| M   | 18 | RIBEIRO, Stephanie   | 2  | 0 | 0 |
| D   | 19 | KEEGANS, Liane       | 0  | 0 | 0 |
| D   | 20 | MCCARTHY, Faith      | 0  | 0 | 0 |
| M   | 21 | MOORE, Alana         | 0  | 0 | 0 |
| M   | 33 | TOOLE, Sabrina       | 0  | 0 | 0 |

### Substitutes

|        |                 |   |   |   |
|--------|-----------------|---|---|---|
| 4      | CASIMIRO, Alexa | 0 | 0 | 0 |
| 7      | DAMM, Maddie    | 1 | 0 | 0 |
| 10     | SCHMIDT, Annika | 0 | 0 | 0 |
| 11     | URBANEK, Kim    | 0 | 0 | 0 |
| Totals |                 | 6 | 0 | 0 |

### Florida State

| Pos | ## | Player            | Sh | G | A |
|-----|----|-------------------|----|---|---|
| GK  | 38 | Cassie Miller     | 0  | 0 | 0 |
| MF  | 3  | Megan Connolly    | 1  | 0 | 0 |
| MF  | 7  | Dallas Dorosy     | 0  | 0 | 0 |
| F   | 8  | Heidi Kollanen    | 0  | 0 | 0 |
| F   | 10 | Deyna Castellanos | 4  | 1 | 0 |
| MF  | 12 | Kaycie Tillman    | 2  | 1 | 1 |
| D   | 14 | Natalia Kuikka    | 2  | 0 | 0 |
| D   | 15 | Olivia Bergau     | 0  | 0 | 0 |
| MF  | 17 | Malia Berkely     | 1  | 0 | 0 |
| D   | 22 | Kirsten Crowley   | 2  | 0 | 0 |
| D   | 23 | Emma Koivisto     | 0  | 0 | 0 |

### Substitutes

|        |                   |    |   |   |
|--------|-------------------|----|---|---|
| 2      | Haylie Grant      | 0  | 0 | 0 |
| 4      | Holly Fritz       | 0  | 0 | 0 |
| 5      | Elin Jensen       | 0  | 0 | 2 |
| 13     | Taylor Hallmon    | 0  | 0 | 0 |
| 18     | Macayla Edwards   | 1  | 1 | 1 |
| 19     | Doriana Moul      | 0  | 0 | 0 |
| 20     | Kristen McFarland | 1  | 0 | 0 |
| Totals |                   | 13 | 3 | 4 |

### UConn

| ## | Player           | MIN   | GA | Saves |
|----|------------------|-------|----|-------|
| 1  | ARMSTRONG, Emily | 90:00 | 3  | 3     |

### Florida State

| ## | Player        | MIN   | GA | Saves |
|----|---------------|-------|----|-------|
| 38 | Cassie Miller | 90:00 | 0  | 1     |

### Shots by period

|               | 1 | 2 | Tot |
|---------------|---|---|-----|
| UConn         | 2 | 4 | 6   |
| Florida State | 8 | 5 | 13  |

### Corner kicks

|               | 1 | 2 | Tot |
|---------------|---|---|-----|
| UConn         | 1 | 1 | 2   |
| Florida State | 7 | 1 | 8   |

### Saves by period

|               | 1 | 2 | Tot |
|---------------|---|---|-----|
| UConn         | 2 | 1 | 3   |
| Florida State | 0 | 1 | 1   |

### Scoring Summary:

| Time  | Team | Goal Scorer     | Assists         |
|-------|------|-----------------|-----------------|
| 43:39 | FS   | Tillman (1)     | Jensen          |
| 65:18 | FS   | Edwards (1)     | Tillman         |
| 68:03 | FS   | Castellanos (4) | Jensen; Edwards |

## Game 6: 5-1-0, 0-0-0 ACC

Troy vs #1 Florida State  
Sep 11, 2016 at Tallahassee, Fla.  
Attendance: 1138

| Goals by period | 1 | 2 | OT | Tot |
|-----------------|---|---|----|-----|
| Troy            | 0 | 0 | 0  | 0   |
| Florida State   | 0 | 0 | 1  | 1   |

### Troy

| Pos | ## | Player            | Sh | G | A |
|-----|----|-------------------|----|---|---|
| GK  | 00 | Lewis, Mikki      | 0  | 0 | 0 |
| F   | 1  | Simpson, Annabell | 0  | 0 | 0 |
| D   | 3  | Andrup, Klara     | 0  | 0 | 0 |
| D   | 7  | Roberson, Haley   | 0  | 0 | 0 |
| F   | 9  | Reynolds, Abby    | 0  | 0 | 0 |
| D   | 17 | Brune, Maddie     | 1  | 0 | 0 |
| MF  | 20 | Harris, Nicole    | 0  | 0 | 0 |
| D   | 21 | Strahl, Nicole    | 0  | 0 | 0 |
| D   | 22 | Cobbin, Mecca     | 0  | 0 | 0 |
| MF  | 23 | Lorenz, Kate      | 0  | 0 | 0 |
| F   | 24 | McKee, Brooke     | 0  | 0 | 0 |

### Substitutes

|        |                  |   |   |   |
|--------|------------------|---|---|---|
| 2      | Stone, Qarli     | 0 | 0 | 0 |
| 4      | Edlund, Kiersten | 1 | 0 | 0 |
| 5      | Taylor, Claire   | 0 | 0 | 0 |
| 8      | Jacob, Samantha  | 0 | 0 | 0 |
| 16     | Dingle, Allie    | 0 | 0 | 0 |
| 18     | Winter, Julia    | 0 | 0 | 0 |
| 19     | Kelly, Lynsey    | 0 | 0 | 0 |
| 25     | Harless, Amber   | 0 | 0 | 0 |
| 27     | Yoder, Brittany  | 0 | 0 | 0 |
| 28     | Watkins, Alison  | 0 | 0 | 0 |
| Totals |                  | 2 | 0 | 0 |

### Florida State

| Pos | ## | Player            | Sh | G | A |
|-----|----|-------------------|----|---|---|
| GK  | 38 | Cassie Miller     | 0  | 0 | 0 |
| MF  | 2  | Haylie Grant      | 0  | 0 | 0 |
| MF  | 3  | Megan Connolly    | 7  | 0 | 1 |
| F   | 8  | Heidi Kollanen    | 1  | 0 | 0 |
| F   | 10 | Deyna Castellanos | 3  | 0 | 0 |
| F   | 12 | Kaycie Tillman    | 2  | 0 | 0 |
| MF  | 13 | Taylor Hallmon    | 0  | 0 | 0 |
| D   | 15 | Olivia Bergau     | 0  | 0 | 0 |
| D   | 17 | Malia Berkely     | 1  | 0 | 0 |
| D   | 18 | Macayla Edwards   | 2  | 0 | 0 |
| D   | 22 | Kirsten Crowley   | 0  | 0 | 1 |

### Substitutes

|        |                   |    |   |   |
|--------|-------------------|----|---|---|
| 4      | Holly Fritz       | 0  | 0 | 0 |
| 7      | Dallas Dorosy     | 0  | 0 | 0 |
| 19     | Doriana Moul      | 0  | 0 | 0 |
| 20     | Kristen McFarland | 2  | 1 | 0 |
| Totals |                   | 18 | 1 | 2 |

### Troy

| ## | Player       | MIN   | GA | Saves |
|----|--------------|-------|----|-------|
| 00 | Lewis, Mikki | 90:52 | 1  | 4     |

### Florida State

| ## | Player        | MIN   | GA | Saves |
|----|---------------|-------|----|-------|
| 38 | Cassie Miller | 90:52 | 0  | 1     |

### Shots by period

|               | 1 | 2  | OT | Tot |
|---------------|---|----|----|-----|
| Troy          | 1 | 1  | 0  | 2   |
| Florida State | 6 | 10 | 2  | 18  |

### Corner kicks

|               | 1 | 2 | OT | Tot |
|---------------|---|---|----|-----|
| Troy          | 0 | 1 | 0  | 1   |
| Florida State | 4 | 2 | 1  | 7   |

### Saves by period

|               | 1 | 2 | OT | Tot |
|---------------|---|---|----|-----|
| Troy          | 3 | 0 | 1  | 4   |
| Florida State | 1 | 0 | 0  | 1   |

### Scoring Summary:

| Time  | Team | Goal Scorer   | Assists           |
|-------|------|---------------|-------------------|
| 90:52 | FS   | McFarland (2) | Crowley; Connolly |

# 2016 BOX SCORES

## Game 7: 6-1-0, 0-0-0 ACC

Mercer vs #3 Florida State  
Sep 15, 2016 at Tallahassee, Fla.  
Attendance: 749

| Goals by period | 1 | 2 | Tot |
|-----------------|---|---|-----|
| Mercer          | 0 | 0 | 0   |
| Florida State   | 1 | 1 | 2   |

### Mercer

| Pos | ## | Player             | Sh | G | A |
|-----|----|--------------------|----|---|---|
| GK  | 0  | Cristina Mursuli   | 0  | 0 | 0 |
| MF  | 2  | Haleigh Svede      | 0  | 0 | 0 |
| D   | 5  | Jorden Christensen | 0  | 0 | 0 |
| MF  | 10 | Sterre Harsveld    | 0  | 0 | 0 |
| MF  | 11 | Maddie Clark       | 0  | 0 | 0 |
| D   | 12 | Corinne Wooten     | 0  | 0 | 0 |
| MF  | 13 | Caroline Smith     | 0  | 0 | 0 |
| D   | 14 | Haley McDuffee     | 0  | 0 | 0 |
| F   | 15 | Jamilah Tejan      | 0  | 0 | 0 |
| D   | 16 | Megan Delmonico    | 0  | 0 | 0 |
| MF  | 17 | Alexius Hill       | 0  | 0 | 0 |

### Substitutes

|        |                    |   |   |   |
|--------|--------------------|---|---|---|
| 3      | Emma Chandlee      | 0 | 0 | 0 |
| 18     | Emma Musson        | 0 | 0 | 0 |
| 20     | Valeria Bermeo     | 0 | 0 | 0 |
| 21     | Katelyn Dimopoulos | 0 | 0 | 0 |
| 23     | Annie Barrett      | 0 | 0 | 0 |
| 24     | Abbey Reddig       | 0 | 0 | 0 |
| 26     | Isabel Rothschild  | 0 | 0 | 0 |
| Totals |                    | 0 | 0 | 0 |

### Florida State

| Pos | ## | Player            | Sh | G | A |
|-----|----|-------------------|----|---|---|
| GK  | 38 | Cassie Miller     | 0  | 0 | 0 |
| MF  | 2  | Haylie Grant      | 0  | 0 | 0 |
| F   | 3  | Megan Connolly    | 1  | 0 | 1 |
| MF  | 7  | Dallas Dorosy     | 1  | 0 | 0 |
| F   | 10 | Deyna Castellanos | 3  | 0 | 0 |
| D   | 13 | Taylor Hallmon    | 2  | 1 | 0 |
| D   | 15 | Olivia Bergau     | 0  | 0 | 0 |
| D   | 17 | Malia Berkely     | 0  | 0 | 0 |
| MF  | 18 | Macayla Edwards   | 1  | 0 | 0 |
| MF  | 19 | Doriana Moul      | 2  | 0 | 0 |
| D   | 22 | Kirsten Crowley   | 0  | 0 | 0 |

### Substitutes

|        |                   |    |   |   |
|--------|-------------------|----|---|---|
| 1      | Amanda Kopale     | 0  | 0 | 0 |
| 4      | Holly Fritz       | 5  | 0 | 0 |
| 6      | Yo Tachibana      | 1  | 0 | 0 |
| 8      | Heidi Kollanen    | 5  | 0 | 0 |
| 9      | Ari Hudson        | 1  | 0 | 0 |
| 11     | Julia Phillips    | 0  | 0 | 0 |
| 12     | Kaycie Tillman    | 2  | 0 | 1 |
| 16     | Briana Alston     | 0  | 0 | 0 |
| 20     | Kristen McFarland | 1  | 1 | 0 |
| Totals |                   | 25 | 2 | 2 |

### Mercer

| ## | Player           | MIN   | GA | Saves |
|----|------------------|-------|----|-------|
| 0  | Cristina Mursuli | 90:00 | 2  | 6     |

### Florida State

| ## | Player        | MIN   | GA | Saves |
|----|---------------|-------|----|-------|
| 38 | Cassie Miller | 72:38 | 0  | 0     |
| 1  | Amanda Kopale | 17:22 | 0  | 0     |

| Shots by period | 1  | 2  | Tot |
|-----------------|----|----|-----|
| Mercer          | 0  | 0  | 0   |
| Florida State   | 12 | 13 | 25  |

| Corner kicks  | 1 | 2 | Tot |
|---------------|---|---|-----|
| Mercer        | 1 | 0 | 1   |
| Florida State | 8 | 5 | 13  |

| Saves by period | 1 | 2 | Tot |
|-----------------|---|---|-----|
| Mercer          | 3 | 3 | 6   |
| Florida State   | 0 | 0 | 0   |

### Scoring Summary:

| Time  | Team | Goal Scorer   | Assists  |
|-------|------|---------------|----------|
| 24:57 | FS   | McFarland (3) | Tillman  |
| 46:21 | FS   | Hallmon (1)   | Connolly |

## Game 8: 7-1-0, 1-0-0 ACC

Miami vs #3 Florida State  
Sep 18, 2016 at Tallahassee, Fla.  
Attendance: 813

| Goals by period | 1 | 2 | Tot |
|-----------------|---|---|-----|
| Miami           | 0 | 0 | 0   |
| Florida State   | 1 | 0 | 1   |

### Miami

| Pos | ## | Player               | Sh | G | A |
|-----|----|----------------------|----|---|---|
| GK  | 91 | Phallon Tullis-Joyce | 0  | 0 | 0 |
| F   | 4  | Ronnie Johnson       | 3  | 0 | 0 |
| D   | 5  | Maisie Baker         | 1  | 0 | 0 |
| MF  | 6  | Grace Rapp           | 0  | 0 | 0 |
| D   | 7  | Gianna Dal Pozzo     | 0  | 0 | 0 |
| D   | 8  | Shannon McCarthy     | 0  | 0 | 0 |
| F   | 9  | Dejah Cason          | 1  | 0 | 0 |
| MF  | 10 | Kristina Fisher      | 1  | 0 | 0 |
| MF  | 12 | Nicola Venezia       | 0  | 0 | 0 |
| F   | 17 | Gracie Lachowecki    | 2  | 0 | 0 |
| D   | 23 | Emily Auld           | 0  | 0 | 0 |

### Substitutes

|        |                   |   |   |   |
|--------|-------------------|---|---|---|
| 3      | Jamie Brunworth   | 0 | 0 | 0 |
| 15     | Lauren Markwith   | 0 | 0 | 0 |
| 20     | Bayleigh Chaviers | 1 | 0 | 0 |
| 21     | Camie Kelton      | 0 | 0 | 0 |
| Totals |                   | 9 | 0 | 0 |

### Florida State

| Pos | ## | Player            | Sh | G | A |
|-----|----|-------------------|----|---|---|
| GK  | 38 | Cassie Miller     | 0  | 0 | 0 |
| MF  | 2  | Haylie Grant      | 0  | 0 | 1 |
| MF  | 3  | Megan Connolly    | 1  | 0 | 0 |
| F   | 8  | Heidi Kollanen    | 0  | 0 | 0 |
| F   | 10 | Deyna Castellanos | 4  | 1 | 0 |
| MF  | 12 | Kaycie Tillman    | 2  | 0 | 0 |
| D   | 13 | Taylor Hallmon    | 0  | 0 | 0 |
| D   | 17 | Malia Berkely     | 0  | 0 | 0 |
| D   | 18 | Macayla Edwards   | 3  | 0 | 0 |
| MF  | 19 | Doriana Moul      | 0  | 0 | 0 |
| D   | 22 | Kirsten Crowley   | 0  | 0 | 0 |

### Substitutes

|        |                   |    |   |   |
|--------|-------------------|----|---|---|
| 4      | Holly Fritz       | 0  | 0 | 0 |
| 7      | Dallas Dorosy     | 1  | 0 | 0 |
| 15     | Olivia Bergau     | 0  | 0 | 0 |
| 20     | Kristen McFarland | 1  | 0 | 0 |
| Totals |                   | 12 | 1 | 1 |

### Miami

| ## | Player               | MIN   | GA | Saves |
|----|----------------------|-------|----|-------|
| 91 | Phallon Tullis-Joyce | 90:00 | 1  | 0     |

### Florida State

| ## | Player        | MIN   | GA | Saves |
|----|---------------|-------|----|-------|
| 38 | Cassie Miller | 90:00 | 0  | 4     |

| Shots by period | 1 | 2 | Tot |
|-----------------|---|---|-----|
| Miami           | 5 | 4 | 9   |
| Florida State   | 6 | 6 | 12  |

| Corner kicks  | 1 | 2 | Tot |
|---------------|---|---|-----|
| Miami         | 1 | 1 | 2   |
| Florida State | 0 | 2 | 2   |

| Saves by period | 1 | 2 | Tot |
|-----------------|---|---|-----|
| Miami           | 0 | 0 | 0   |
| Florida State   | 1 | 3 | 4   |

### Scoring Summary:

| Time  | Team | Goal Scorer     | Assists |
|-------|------|-----------------|---------|
| 19:27 | FS   | Castellanos (5) | Grant   |

## Game 9: 8-1-0, 2-0-0 ACC

Wake Forest vs #3 Florida State  
Sep 22, 2016 at Tallahassee, Fla.  
Attendance: 978

| Goals by period | 1 | 2 | Tot |
|-----------------|---|---|-----|
| Wake Forest     | 0 | 0 | 0   |
| Florida State   | 0 | 3 | 3   |

### Wake Forest

| Pos | ## | Player              | Sh | G | A |
|-----|----|---------------------|----|---|---|
| GK  | 1  | Lindsay Preston     | 0  | 0 | 0 |
| D   | 2  | Madison Baumgardner | 0  | 0 | 0 |
| MF  | 7  | Sarah Teegarden     | 1  | 0 | 0 |
| MF  | 9  | Bayley Feist        | 0  | 0 | 0 |
| MF  | 11 | Maddie Huster       | 1  | 0 | 0 |
| MF  | 14 | Peyton Perea        | 0  | 0 | 0 |
| F   | 15 | Caroline Wootten    | 0  | 0 | 0 |
| D   | 23 | Kendall Fischlein   | 1  | 0 | 0 |
| D   | 25 | Ally Haran          | 0  | 0 | 0 |
| D   | 27 | Monreau DeVos       | 0  | 0 | 0 |
| F   | 99 | Madison Hammond     | 0  | 0 | 0 |

### Substitutes

|        |               |   |   |   |
|--------|---------------|---|---|---|
| 3      | Jenna Romano  | 0 | 0 | 0 |
| 8      | Haley Jordahl | 0 | 0 | 0 |
| 18     | Claudia Day   | 0 | 0 | 0 |
| 20     | Kahla Seymour | 1 | 0 | 0 |
| 24     | Reci Smith    | 1 | 0 | 0 |
| 26     | Maddie Brock  | 0 | 0 | 0 |
| 29     | Kate Ravenna  | 1 | 0 | 0 |
| 30     | Sarah Medina  | 0 | 0 | 0 |
| 45     | Bri Carney    | 0 | 0 | 0 |
| Totals |               | 6 | 0 | 0 |

### Florida State

| Pos | ## | Player            | Sh | G | A |
|-----|----|-------------------|----|---|---|
| GK  | 38 | Cassie Miller     | 0  | 0 | 0 |
| MF  | 3  | Megan Connolly    | 2  | 1 | 0 |
| MF  | 7  | Dallas Dorosy     | 2  | 1 | 0 |
| F   | 8  | Heidi Kollanen    | 0  | 0 | 0 |
| MF  | 12 | Kaycie Tillman    | 0  | 0 | 0 |
| D   | 14 | Natalia Kuikka    | 3  | 0 | 0 |
| D   | 17 | Malia Berkely     | 0  | 0 | 1 |
| MF  | 18 | Macayla Edwards   | 1  | 0 | 0 |
| F   | 20 | Kristen McFarland | 2  | 1 | 1 |
| D   | 22 | Kirsten Crowley   | 0  | 0 | 2 |
| D   | 23 | Emma Koivisto     | 1  | 0 | 0 |

### Substitutes

|        |                |    |   |   |
|--------|----------------|----|---|---|
| 2      | Haylie Grant   | 1  | 0 | 1 |
| 4      | Holly Fritz    | 0  | 0 | 0 |
| 6      | Yo Tachibana   | 0  | 0 | 0 |
| 13     | Taylor Hallmon | 0  | 0 | 0 |
| 15     | Olivia Bergau  | 0  | 0 | 0 |
| 16     | Briana Alston  | 0  | 0 | 0 |
| 19     | Doriana Moul   | 0  | 0 | 0 |
| Totals |                | 12 | 3 | 5 |

### Wake Forest

| ## | Player          | MIN   | GA | Saves |
|----|-----------------|-------|----|-------|
| 1  | Lindsay Preston | 90:00 | 3  | 5     |

### Florida State

| ## | Player        | MIN   | GA | Saves |
|----|---------------|-------|----|-------|
| 38 | Cassie Miller | 90:00 | 0  | 3     |

| Shots by period | 1 | 2 | Tot |
|-----------------|---|---|-----|
| Wake Forest     | 2 | 4 | 6   |
| Florida State   | 5 | 7 | 12  |

| Corner kicks  | 1 | 2 | Tot |
|---------------|---|---|-----|
| Wake Forest   | 0 | 0 | 0   |
| Florida State | 4 | 3 | 7   |

| Saves by period | 1 | 2 | Tot |
|-----------------|---|---|-----|
| Wake Forest     | 3 | 2 | 5   |
| Florida State   | 1 | 2 | 3   |

### Scoring Summary:

| Time  | Team | Goal Scorer   | Assists            |
|-------|------|---------------|--------------------|
| 59:01 | FS   | Connolly (3)  | Grant; Berkely     |
| 60:46 | FS   | Dorosy (1)    | McFarland; Crowley |
| 62:08 | FS   | McFarland (4) | Crowley            |

# 2016 BOX SCORES

## Game 10: 8-1-1, 2-0-1 ACC

#2 Virginia vs #3 Florida State  
Sep 25, 2016 at Tallahassee, Fla.  
Attendance: 1012

| Goals by period | 1 | 2 | OT | Tot |
|-----------------|---|---|----|-----|
| Virginia        | 1 | 0 | 0  | 1   |
| Florida State   | 0 | 1 | 0  | 1   |

### Virginia

| Pos | ## | Player          | Sh | G | A |
|-----|----|-----------------|----|---|---|
| GK  | 0  | Morgan Stearns  | 0  | 0 | 0 |
| MF  | 2  | Betsy Brandon   | 0  | 0 | 0 |
| D   | 3  | Megan Reid      | 0  | 0 | 0 |
| D   | 4  | Meghan Cox      | 0  | 0 | 0 |
| D   | 5  | Kristen McNabb  | 0  | 0 | 0 |
| D   | 7  | Tina Iordanou   | 0  | 0 | 0 |
| MF  | 8  | Alexis Shaffer  | 1  | 0 | 0 |
| MF  | 10 | Hana Kerner     | 1  | 0 | 1 |
| MF  | 11 | Zoe Morse       | 0  | 0 | 0 |
| F   | 12 | Veronica Latsko | 4  | 1 | 0 |
| MF  | 25 | Alissa Gorzak   | 1  | 0 | 0 |

### Substitutes

|        |                  |    |   |   |
|--------|------------------|----|---|---|
| 9      | Taylor Ziemer    | 0  | 0 | 0 |
| 16     | Phoebe McClernon | 1  | 0 | 0 |
| 18     | Morgan Reuther   | 0  | 0 | 0 |
| 19     | Ayan Adu         | 3  | 0 | 0 |
| 21     | Montana Sutton   | 1  | 0 | 0 |
| 22     | Meghan McCool    | 0  | 0 | 0 |
| 23     | Olivia Hazelrigg | 0  | 0 | 0 |
| 27     | Brianna Westrup  | 0  | 0 | 0 |
| Totals |                  | 12 | 1 | 1 |

### Florida State

| Pos | ## | Player            | Sh | G | A |
|-----|----|-------------------|----|---|---|
| GK  | 38 | Cassie Miller     | 0  | 0 | 0 |
| F   | 3  | Megan Connolly    | 1  | 0 | 0 |
| MF  | 7  | Dallas Dorosy     | 1  | 0 | 0 |
| MF  | 12 | Kaycie Tillman    | 1  | 0 | 0 |
| MF  | 13 | Taylor Hallmon    | 0  | 0 | 0 |
| D   | 14 | Natalia Kuikka    | 2  | 0 | 0 |
| D   | 17 | Malia Berkely     | 2  | 0 | 0 |
| MF  | 18 | Macayla Edwards   | 0  | 0 | 0 |
| F   | 20 | Kristen McFarland | 4  | 1 | 0 |
| D   | 22 | Kirsten Crowley   | 0  | 0 | 0 |
| D   | 23 | Emma Koivisto     | 1  | 0 | 0 |

### Substitutes

|        |                |    |   |   |
|--------|----------------|----|---|---|
| 2      | Haylie Grant   | 0  | 0 | 0 |
| 5      | Elin Jensen    | 1  | 0 | 0 |
| 8      | Heidi Kollanen | 1  | 0 | 0 |
| 15     | Olivia Bergau  | 0  | 0 | 0 |
| Totals |                | 14 | 1 | 0 |

### Virginia

| ## | Player         | MIN   | GA | Saves |
|----|----------------|-------|----|-------|
| 0  | Morgan Stearns | 99:06 | 1  | 6     |

### Florida State

| ## | Player        | MIN   | GA | Saves |
|----|---------------|-------|----|-------|
| 38 | Cassie Miller | 99:06 | 1  | 3     |

| Shots by period | 1 | 2 | OT | Tot |
|-----------------|---|---|----|-----|
| Virginia        | 4 | 7 | 1  | 12  |
| Florida State   | 5 | 7 | 2  | 14  |

| Corner kicks  | 1 | 2 | OT | Tot |
|---------------|---|---|----|-----|
| Virginia      | 1 | 2 | 0  | 3   |
| Florida State | 4 | 4 | 1  | 9   |

| Saves by period | 1 | 2 | OT | Tot |
|-----------------|---|---|----|-----|
| Virginia        | 1 | 4 | 1  | 6   |
| Florida State   | 1 | 1 | 1  | 3   |

### Scoring Summary:

| Time  | Team | Goal Scorer   | Assists      |
|-------|------|---------------|--------------|
| 8:52  | VA   | Latsko (7)    | Kerner       |
| 67:02 | FS   | McFarland (5) | (unassisted) |

## Game 11: 9-1-1, 3-0-1 ACC

#2 Florida State vs Pitt  
Oct 01, 2016 at Pittsburgh, Pa.  
Attendance: 597

| Goals by period | 1 | 2 | Tot |
|-----------------|---|---|-----|
| Florida State   | 2 | 0 | 2   |
| Pitt            | 0 | 0 | 0   |

### Florida State

| Pos | ## | Player            | Sh | G | A |
|-----|----|-------------------|----|---|---|
| GK  | 38 | Cassie Miller     | 0  | 0 | 0 |
| MF  | 3  | Megan Connolly    | 2  | 0 | 1 |
| MF  | 7  | Dallas Dorosy     | 3  | 0 | 0 |
| F   | 8  | Heidi Kollanen    | 0  | 0 | 0 |
| MF  | 12 | Kaycie Tillman    | 1  | 1 | 0 |
| MF  | 13 | Taylor Hallmon    | 0  | 0 | 0 |
| D   | 14 | Natalia Kuikka    | 0  | 0 | 1 |
| D   | 17 | Malia Berkely     | 1  | 0 | 0 |
| F   | 20 | Kristen McFarland | 2  | 0 | 0 |
| D   | 22 | Kirsten Crowley   | 2  | 1 | 0 |
| D   | 23 | Emma Koivisto     | 1  | 0 | 0 |

### Substitutes

|        |                 |    |   |   |
|--------|-----------------|----|---|---|
| 2      | Haylie Grant    | 0  | 0 | 0 |
| 4      | Holly Fritz     | 1  | 0 | 0 |
| 5      | Elin Jensen     | 1  | 0 | 0 |
| 6      | Yo Tachibana    | 0  | 0 | 0 |
| 15     | Olivia Bergau   | 0  | 0 | 0 |
| 16     | Briana Alston   | 0  | 0 | 0 |
| 18     | Macayla Edwards | 1  | 0 | 0 |
| 19     | Doriana Moul    | 0  | 0 | 0 |
| Totals |                 | 15 | 2 | 2 |

### Pitt

| Pos | ## | Player             | Sh | G | A |
|-----|----|--------------------|----|---|---|
| GK  | 00 | Taylor Francis     | 0  | 0 | 0 |
| F   | 3  | Sarah Krause       | 2  | 0 | 0 |
| MF  | 7  | Juliana Vazquez    | 0  | 0 | 0 |
| D   | 8  | Alli Higgs         | 1  | 0 | 0 |
| F   | 10 | Cheyenne Hudson    | 1  | 0 | 0 |
| MF  | 14 | Hanna Hannesdottir | 1  | 0 | 0 |
| D   | 17 | Siobhan McDonough  | 1  | 0 | 0 |
| D   | 18 | Arielle Fernandez  | 0  | 0 | 0 |
| D   | 19 | Emily Pietrangelo  | 0  | 0 | 0 |
| D   | 22 | Niki Hopkins       | 0  | 0 | 0 |
| F   | 28 | Christiana Davey   | 1  | 0 | 0 |

### Substitutes

|        |                 |   |   |   |
|--------|-----------------|---|---|---|
| 2      | Emma Pozzulo    | 0 | 0 | 0 |
| 4      | Mikayla Schmidt | 0 | 0 | 0 |
| 6      | Alex Wright     | 1 | 0 | 0 |
| 9      | Seyla Perez     | 0 | 0 | 0 |
| 11     | Kaylee Rabatin  | 0 | 0 | 0 |
| 12     | Bel Van Noorden | 0 | 0 | 0 |
| 25     | Jo Fischer      | 0 | 0 | 0 |
| Totals |                 | 8 | 0 | 0 |

### Florida State

| ## | Player        | MIN   | GA | Saves |
|----|---------------|-------|----|-------|
| 38 | Cassie Miller | 90:00 | 0  | 5     |

### Pitt

| ## | Player         | MIN   | GA | Saves |
|----|----------------|-------|----|-------|
| 00 | Taylor Francis | 90:00 | 2  | 5     |

| Shots by period | 1 | 2 | Tot |
|-----------------|---|---|-----|
| Florida State   | 9 | 6 | 15  |
| Pitt            | 4 | 4 | 8   |

| Corner kicks  | 1 | 2 | Tot |
|---------------|---|---|-----|
| Florida State | 4 | 0 | 4   |
| Pitt          | 0 | 1 | 1   |

| Saves by period | 1 | 2 | Tot |
|-----------------|---|---|-----|
| Florida State   | 3 | 2 | 5   |
| Pitt            | 4 | 1 | 5   |

### Scoring Summary:

| Time | Team | Goal Scorer | Assists  |
|------|------|-------------|----------|
| 1:13 | FS   | Crowley (1) | Kuikka   |
| 8:11 | FS   | Tillman (2) | Connolly |

## Game 12: 9-2-1, 3-1-1 ACC

#2 Florida State vs Boston College  
Oct 06, 2016 at Newton, Mass.  
Attendance: 435

| Goals by period | 1 | 2 | Tot |
|-----------------|---|---|-----|
| Florida State   | 1 | 0 | 1   |
| Boston College  | 1 | 1 | 2   |

### Florida State

| Pos | ## | Player            | Sh | G | A |
|-----|----|-------------------|----|---|---|
| GK  | 38 | Cassie Miller     | 0  | 0 | 0 |
| F   | 3  | Megan Connolly    | 1  | 0 | 0 |
| M   | 7  | Dallas Dorosy     | 2  | 1 | 0 |
| M   | 12 | Kaycie Tillman    | 1  | 0 | 0 |
| D   | 14 | Natalia Kuikka    | 2  | 0 | 0 |
| M   | 15 | Olivia Bergau     | 1  | 0 | 0 |
| D   | 17 | Malia Berkely     | 2  | 0 | 0 |
| M   | 18 | Macayla Edwards   | 0  | 0 | 0 |
| F   | 20 | Kristen McFarland | 0  | 0 | 1 |
| D   | 22 | Kirsten Crowley   | 0  | 0 | 0 |
| D   | 23 | Emma Koivisto     | 0  | 0 | 0 |

### Substitutes

|        |                |   |   |   |
|--------|----------------|---|---|---|
| 2      | Haylie Grant   | 0 | 0 | 0 |
| 5      | Elin Jensen    | 0 | 0 | 0 |
| 8      | Heidi Kollanen | 0 | 0 | 0 |
| 13     | Taylor Hallmon | 0 | 0 | 0 |
| Totals |                | 9 | 1 | 1 |

### Boston College

| Pos | ## | Player             | Sh | G | A |
|-----|----|--------------------|----|---|---|
| GK  | 30 | Alexis Bryant      | 0  | 0 | 0 |
| F   | 2  | Jenna Bike         | 3  | 0 | 0 |
| M   | 3  | Lauren Berman      | 3  | 1 | 0 |
| M   | 7  | Gaby Carreiro      | 0  | 0 | 0 |
| D   | 10 | Allyson Swaby      | 0  | 0 | 0 |
| M   | 13 | Jade Ruiters       | 0  | 0 | 0 |
| M   | 16 | Samantha Hiatt     | 0  | 0 | 0 |
| F   | 21 | Hayley Dowd        | 1  | 1 | 0 |
| F   | 22 | McKenzie Meehan    | 4  | 0 | 0 |
| D   | 23 | Madison Kenny      | 0  | 0 | 0 |
| M   | 27 | Emily Langenderfer | 0  | 0 | 0 |

### Substitutes

|        |                |    |   |   |
|--------|----------------|----|---|---|
| 4      | Amber Stearns  | 0  | 0 | 0 |
| 9      | Carly Leipzig  | 0  | 0 | 0 |
| 14     | Kayla Jennings | 0  | 0 | 0 |
| 17     | Andrea O'Brien | 1  | 0 | 0 |
| 18     | Olivia Vaughn  | 0  | 0 | 0 |
| Totals |                | 12 | 2 | 0 |

### Florida State

| ## | Player        | MIN   | GA | Saves |
|----|---------------|-------|----|-------|
| 38 | Cassie Miller | 90:00 | 2  | 3     |

### Boston College

| ## | Player        | MIN   | GA | Saves |
|----|---------------|-------|----|-------|
| 30 | Alexis Bryant | 90:00 | 1  | 3     |

| Shots by period | 1 | 2 | Tot |
|-----------------|---|---|-----|
| Florida State   | 5 | 4 | 9   |
| Boston College  | 7 | 5 | 12  |

| Corner kicks   | 1 | 2 | Tot |
|----------------|---|---|-----|
| Florida State  | 3 | 3 | 6   |
| Boston College | 1 | 2 | 3   |

| Saves by period | 1 | 2 | Tot |
|-----------------|---|---|-----|
| Florida State   | 2 | 1 | 3   |
| Boston College  | 1 | 2 | 3   |

### Scoring Summary:

| Time  | Team | Goal Scorer | Assists      |
|-------|------|-------------|--------------|
| 15:15 | BC   | Berman (4)  | (unassisted) |
| 24:57 | FS   | Dorosy (2)  | McFarland    |
| 50:04 | BC   | Dowd (7)    | (unassisted) |



# 2016 BOX SCORES

## Game 13: 9-2-2, 3-1-2 ACC

#2 Florida State vs Syracuse  
Oct 09, 2016 at Syracuse, N.Y.  
Attendance: 423

| Goals by period | 1 | 2 | OT | O2 | Tot |
|-----------------|---|---|----|----|-----|
| Florida State   | 1 | 0 | 0  | 0  | 1   |
| Syracuse        | 1 | 0 | 0  | 0  | 1   |

### Florida State

| Pos | ## | Player          | Sh | G | A |
|-----|----|-----------------|----|---|---|
| GK  | 38 | Cassie Miller   | 0  | 0 | 0 |
| F   | 3  | Megan Connolly  | 3  | 0 | 1 |
| F   | 5  | Elin Jensen     | 4  | 1 | 0 |
| MF  | 7  | Dallas Dorosy   | 0  | 0 | 0 |
| MF  | 12 | Kaycie Tillman  | 6  | 0 | 0 |
| D   | 14 | Natalia Kuikka  | 2  | 0 | 0 |
| MF  | 15 | Olivia Bergau   | 0  | 0 | 0 |
| D   | 17 | Malia Berkely   | 4  | 0 | 0 |
| MF  | 18 | Macayla Edwards | 4  | 0 | 0 |
| D   | 22 | Kirsten Crowley | 0  | 0 | 0 |
| D   | 23 | Emma Koivisto   | 0  | 0 | 0 |

### Substitutes

|        |                |    |   |   |
|--------|----------------|----|---|---|
| 2      | Haylie Grant   | 1  | 0 | 0 |
| 8      | Heidi Kollanen | 2  | 0 | 0 |
| 13     | Taylor Hallmon | 1  | 0 | 0 |
| Totals |                | 27 | 1 | 1 |

### Syracuse

| Pos | ## | Player            | Sh | G | A |
|-----|----|-------------------|----|---|---|
| GK  | 18 | Courtney Brosnan  | 0  | 0 | 0 |
| MF  | 1  | Sheridan Street   | 0  | 0 | 0 |
| F   | 3  | Sydney Brackett   | 3  | 0 | 0 |
| MF  | 4  | Eva Gordon        | 2  | 0 | 0 |
| MF  | 5  | Alana O'Neill     | 0  | 0 | 0 |
| D   | 7  | Taylor Bennett    | 1  | 0 | 0 |
| D   | 10 | Jessica Vigna     | 0  | 0 | 0 |
| D   | 13 | Maddie Iozzi      | 0  | 0 | 0 |
| MF  | 16 | Alex Lamontagne   | 2  | 1 | 0 |
| MF  | 21 | Carolin Bader     | 1  | 0 | 0 |
| MF  | 22 | Stephanie Skilton | 0  | 0 | 0 |

### Substitutes

|        |                  |   |   |   |
|--------|------------------|---|---|---|
| 8      | Opal Curless     | 0 | 0 | 0 |
| 12     | Victoria Hill    | 0 | 0 | 0 |
| 14     | Rebecca Pongetti | 0 | 0 | 0 |
| 19     | Drina Domic      | 0 | 0 | 0 |
| Totals |                  | 9 | 1 | 0 |

### Florida State

| ## | Player        | MIN    | GA | Saves |
|----|---------------|--------|----|-------|
| 38 | Cassie Miller | 110:00 | 1  | 3     |

### Syracuse

| ## | Player           | MIN    | GA | Saves |
|----|------------------|--------|----|-------|
| 18 | Courtney Brosnan | 110:00 | 1  | 15    |

| Shots by period | 1 | 2  | OT | O2 | Tot |
|-----------------|---|----|----|----|-----|
| Florida State   | 5 | 14 | 2  | 6  | 27  |
| Syracuse        | 3 | 5  | 1  | 0  | 9   |

| Corner kicks  | 1 | 2 | OT | O2 | Tot |
|---------------|---|---|----|----|-----|
| Florida State | 1 | 5 | 1  | 2  | 9   |
| Syracuse      | 0 | 0 | 1  | 0  | 1   |

| Saves by period | 1 | 2 | OT | O2 | Tot |
|-----------------|---|---|----|----|-----|
| Florida State   | 0 | 3 | 0  | 0  | 3   |
| Syracuse        | 4 | 7 | 2  | 2  | 15  |

### Scoring Summary:

| Time  | Team | Goal Scorer    | Assists      |
|-------|------|----------------|--------------|
| 0:59  | SU   | Lamontagne (1) | (unassisted) |
| 23:26 | FS   | Jensen (1)     | Connolly     |

## Game 14: 10-2-2, 4-1-2 ACC

#9 Florida State vs NC State  
Oct 15, 2016 at Raleigh, N.C.  
Attendance: 536

| Goals by period | 1 | 2 | Tot |
|-----------------|---|---|-----|
| Florida State   | 0 | 1 | 1   |
| NC State        | 0 | 0 | 0   |

### Florida State

| Pos | ## | Player          | Sh | G | A |
|-----|----|-----------------|----|---|---|
| GK  | 38 | Cassie Miller   | 0  | 0 | 0 |
| F   | 3  | Megan Connolly  | 2  | 1 | 0 |
| MF  | 7  | Dallas Dorosy   | 0  | 0 | 0 |
| MF  | 12 | Kaycie Tillman  | 1  | 0 | 0 |
| D   | 14 | Natalia Kuikka  | 0  | 0 | 0 |
| MF  | 15 | Olivia Bergau   | 1  | 0 | 1 |
| F   | 16 | Briana Alston   | 0  | 0 | 0 |
| D   | 17 | Malia Berkely   | 2  | 0 | 0 |
| MF  | 18 | Macayla Edwards | 1  | 0 | 0 |
| D   | 22 | Kirsten Crowley | 1  | 0 | 0 |
| D   | 23 | Emma Koivisto   | 0  | 0 | 0 |

### Substitutes

|        |                |   |   |   |
|--------|----------------|---|---|---|
| 2      | Haylie Grant   | 0 | 0 | 0 |
| 8      | Heidi Kollanen | 0 | 0 | 0 |
| 13     | Taylor Hallmon | 1 | 0 | 0 |
| Totals |                | 9 | 1 | 1 |

### NC State

| Pos | ## | Player            | Sh | G | A |
|-----|----|-------------------|----|---|---|
| GK  | 12 | Sydney Wootten    | 0  | 0 | 0 |
| F   | 2  | Tziarra King      | 1  | 0 | 0 |
| D   | 3  | Kristina Schuster | 0  | 0 | 0 |
| MF  | 4  | Hannah Keogh      | 0  | 0 | 0 |
| F   | 7  | Ricarda Walkling  | 0  | 0 | 0 |
| MF  | 8  | Kia Rankin        | 1  | 0 | 0 |
| D   | 13 | Ella Bonner       | 0  | 0 | 0 |
| D   | 14 | Taylor Porter     | 0  | 0 | 0 |
| MF  | 17 | Gladys Loyas      | 0  | 0 | 0 |
| MF  | 21 | Paige Griffiths   | 2  | 0 | 0 |
| D   | 22 | Cailyn Boch       | 0  | 0 | 0 |

### Substitutes

|        |                     |   |   |   |
|--------|---------------------|---|---|---|
| 11     | Michaela van Maanen | 0 | 0 | 0 |
| 18     | Frances Henshall    | 0 | 0 | 0 |
| 20     | Rachel Cox          | 2 | 0 | 0 |
| Totals |                     | 6 | 0 | 0 |

### Florida State

| ## | Player        | MIN   | GA | Saves |
|----|---------------|-------|----|-------|
| 38 | Cassie Miller | 90:00 | 0  | 3     |

### NC State

| ## | Player         | MIN   | GA | Saves |
|----|----------------|-------|----|-------|
| 12 | Sydney Wootten | 90:00 | 1  | 5     |

| Shots by period | 1 | 2 | Tot |
|-----------------|---|---|-----|
| Florida State   | 4 | 5 | 9   |
| NC State        | 0 | 6 | 6   |

| Corner kicks  | 1 | 2 | Tot |
|---------------|---|---|-----|
| Florida State | 0 | 2 | 2   |
| NC State      | 1 | 3 | 4   |

| Saves by period | 1 | 2 | Tot |
|-----------------|---|---|-----|
| Florida State   | 0 | 3 | 3   |
| NC State        | 1 | 4 | 5   |

### Scoring Summary:

| Time  | Team | Goal Scorer  | Assists |
|-------|------|--------------|---------|
| 55:24 | FS   | Connolly (4) | Bergau  |

## Game 15: 11-2-2, 5-1-2 ACC

#4 Duke vs #9 Florida State  
Oct 20, 2016 at Tallahassee, Fla.  
Attendance: 2034

| Goals by period | 1 | 2 | OT | Tot |
|-----------------|---|---|----|-----|
| Duke            | 0 | 0 | 0  | 0   |
| Florida State   | 0 | 0 | 1  | 1   |

### Duke

| Pos | ## | Player            | Sh | G | A |
|-----|----|-------------------|----|---|---|
| GK  | 30 | EJ Proctor        | 0  | 0 | 0 |
| D   | 2  | Chelsea Burns     | 1  | 0 | 0 |
| MF  | 3  | Imani Dorsey      | 2  | 0 | 0 |
| MF  | 4  | Ashton Miller     | 0  | 0 | 0 |
| D   | 6  | Lizzy Raben       | 0  | 0 | 0 |
| F   | 10 | Toni Payne        | 3  | 0 | 0 |
| MF  | 11 | Olivia Erlbeck    | 2  | 0 | 0 |
| MF  | 17 | Ella Stevens      | 3  | 0 | 0 |
| D   | 19 | Schuyler DeBree   | 0  | 0 | 0 |
| D   | 24 | Morgan Reid       | 0  | 0 | 0 |
| MF  | 31 | Christina Gibbons | 4  | 0 | 0 |

### Substitutes

|        |               |    |   |   |
|--------|---------------|----|---|---|
| 20     | Mia Gyau      | 1  | 0 | 0 |
| 22     | Malinda Allen | 1  | 0 | 0 |
| Totals |               | 17 | 0 | 0 |

### Florida State

| Pos | ## | Player            | Sh | G | A |
|-----|----|-------------------|----|---|---|
| GK  | 38 | Cassie Miller     | 0  | 0 | 0 |
| F   | 3  | Megan Connolly    | 1  | 0 | 0 |
| MF  | 7  | Dallas Dorosy     | 0  | 0 | 0 |
| MF  | 12 | Kaycie Tillman    | 2  | 1 | 0 |
| D   | 14 | Natalia Kuikka    | 0  | 0 | 1 |
| MF  | 15 | Olivia Bergau     | 0  | 0 | 1 |
| D   | 17 | Malia Berkely     | 1  | 0 | 0 |
| MF  | 18 | Macayla Edwards   | 0  | 0 | 0 |
| F   | 20 | Kristen McFarland | 1  | 0 | 0 |
| D   | 22 | Kirsten Crowley   | 0  | 0 | 0 |
| D   | 23 | Emma Koivisto     | 0  | 0 | 0 |

### Substitutes

|        |                |   |   |   |
|--------|----------------|---|---|---|
| 2      | Haylie Grant   | 0 | 0 | 0 |
| 8      | Heidi Kollanen | 0 | 0 | 0 |
| 13     | Taylor Hallmon | 0 | 0 | 0 |
| Totals |                | 5 | 1 | 2 |

### Duke

| ## | Player     | MIN   | GA | Saves |
|----|------------|-------|----|-------|
| 30 | EJ Proctor | 97:03 | 1  | 1     |

### Florida State

| ## | Player        | MIN   | GA | Saves |
|----|---------------|-------|----|-------|
| 38 | Cassie Miller | 97:03 | 0  | 5     |
| TM | TEAM          | 0:00  | 0  | 1     |

| Shots by period | 1 | 2 | OT | Tot |
|-----------------|---|---|----|-----|
| Duke            | 7 | 9 | 1  | 17  |
| Florida State   | 2 | 2 | 1  | 5   |

| Corner kicks  | 1 | 2 | OT | Tot |
|---------------|---|---|----|-----|
| Duke          | 1 | 3 | 0  | 4   |
| Florida State | 1 | 1 | 0  | 2   |

| Saves by period | 1 | 2 | OT | Tot |
|-----------------|---|---|----|-----|
| Duke            | 1 | 0 | 0  | 1   |
| Florida State   | 1 | 5 | 0  | 6   |

### Scoring Summary:

| Time  | Team | Goal Scorer | Assists        |
|-------|------|-------------|----------------|
| 97:03 | FS   | Tillman (3) | Bergau; Kuikka |

# 2016 BOX SCORES

## Game 16: 12-2-2, 6-1-2 ACC

Louisville vs #9 Florida State  
Oct 23, 2016 at Tallahassee, Fla.  
Attendance: 812

| Goals by period | 1 | 2 | Tot |
|-----------------|---|---|-----|
| Louisville      | 0 | 0 | 0   |
| Florida State   | 0 | 1 | 1   |

### Louisville

| Pos | ## | Player               | Sh | G | A |
|-----|----|----------------------|----|---|---|
| GK  | 18 | Taylor Bucklin       | 0  | 0 | 0 |
| D   | 4  | Shelby Cohen         | 0  | 0 | 0 |
| MF  | 6  | Arianna Ferraro      | 2  | 0 | 0 |
| D   | 8  | Niamh Nelson         | 0  | 0 | 0 |
| MF  | 10 | Callie McKinney      | 1  | 0 | 0 |
| F   | 13 | Brooklynn Rivers     | 0  | 0 | 0 |
| D   | 14 | Gabrielle Vincent    | 0  | 0 | 0 |
| MF  | 15 | Jill Vetere          | 0  | 0 | 0 |
| D   | 17 | Inger Katrine Bjerke | 0  | 0 | 0 |
| MF  | 20 | Alison Price         | 1  | 0 | 0 |
| F   | 22 | Kaela Dickerman      | 2  | 0 | 0 |

### Substitutes

|    |                   |   |   |   |
|----|-------------------|---|---|---|
| 9  | Bridget Stewart   | 0 | 0 | 0 |
| 11 | Tina Marolt       | 0 | 0 | 0 |
| 16 | Sarah Feola       | 0 | 0 | 0 |
| 32 | Kathellen Feitoza | 0 | 0 | 0 |
|    | Totals            | 6 | 0 | 0 |

### Florida State

| Pos | ## | Player            | Sh | G | A |
|-----|----|-------------------|----|---|---|
| GK  | 38 | Cassie Miller     | 0  | 0 | 0 |
| F   | 3  | Megan Connolly    | 1  | 1 | 0 |
| MF  | 7  | Dallas Dorosy     | 3  | 0 | 0 |
| MF  | 12 | Kaycie Tillman    | 0  | 0 | 0 |
| D   | 14 | Natalia Kuikka    | 0  | 0 | 0 |
| MF  | 15 | Olivia Bergau     | 0  | 0 | 1 |
| D   | 17 | Malia Berkely     | 0  | 0 | 0 |
| MF  | 18 | Macayla Edwards   | 0  | 0 | 0 |
| F   | 20 | Kristen McFarland | 1  | 0 | 1 |
| D   | 22 | Kirsten Crowley   | 0  | 0 | 0 |
| D   | 23 | Emma Koivisto     | 0  | 0 | 0 |

### Substitutes

|    |                |   |   |   |
|----|----------------|---|---|---|
| 2  | Haylie Grant   | 0 | 0 | 0 |
| 8  | Heidi Kollanen | 0 | 0 | 0 |
| 13 | Taylor Hallmon | 0 | 0 | 0 |
| 16 | Briana Alston  | 0 | 0 | 0 |
|    | Totals         | 5 | 1 | 2 |

### Louisville

| ## | Player         | MIN   | GA | Saves |
|----|----------------|-------|----|-------|
| 18 | Taylor Bucklin | 90:00 | 1  | 3     |

### Florida State

| ## | Player        | MIN   | GA | Saves |
|----|---------------|-------|----|-------|
| 38 | Cassie Miller | 90:00 | 0  | 3     |

| Shots by period | 1 | 2 | Tot |
|-----------------|---|---|-----|
| Louisville      | 6 | 0 | 6   |
| Florida State   | 1 | 4 | 5   |

| Corner kicks  | 1 | 2 | Tot |
|---------------|---|---|-----|
| Louisville    | 0 | 0 | 0   |
| Florida State | 1 | 3 | 4   |

| Saves by period | 1 | 2 | Tot |
|-----------------|---|---|-----|
| Louisville      | 1 | 2 | 3   |
| Florida State   | 3 | 0 | 3   |

### Scoring Summary:

| Time  | Team | Goal Scorer  | Assists           |
|-------|------|--------------|-------------------|
| 80:26 | FS   | Connolly (5) | Bergau; McFarland |

# 2016 SEASON STATISTICS

| RECORD:        | OVERALL | HOME  | AWAY  | NEUTRAL |
|----------------|---------|-------|-------|---------|
| ALL GAMES      | 12-2-2  | 7-0-1 | 5-2-1 | 0-0     |
| CONFERENCE     | 6-1-2   | 4-0-1 | 2-1-1 | 0-0     |
| NON-CONFERENCE | 6-1     | 3-0   | 3-1   | 0-0     |

| Date     | Opponent            |     | Score | Att. |
|----------|---------------------|-----|-------|------|
| Aug 19   | at #8 Texas A&M     | W   | 1-0   | 2291 |
| Aug 25   | at Vanderbilt       | W   | 3-0   | 784  |
| Aug 28   | at Middle Tennessee | W   | 3-0   | 1087 |
| Sep 05   | at South Alabama    | L   | 0-1   | 698  |
| Sep 08   | #17 UCONN           | W   | 3-0   | 1458 |
| Sep 11   | TROY                | Wot | 1-0   | 1138 |
| Sep 15   | MERCER              | W   | 2-0   | 749  |
| * Sep 18 | MIAMI               | W   | 1-0   | 813  |
| * Sep 22 | WAKE FOREST         | W   | 3-0   | 978  |
| * Sep 25 | #2 VIRGINIA         | Tot | 1-1   | 1012 |
| * Oct 01 | at Pitt             | W   | 2-0   | 597  |
| * Oct 06 | at Boston College   | L   | 1-2   | 435  |
| * Oct 09 | at Syracuse         | To2 | 1-1   | 423  |
| * Oct 15 | at NC State         | W   | 1-0   | 536  |
| * Oct 20 | #4 DUKE             | Wot | 1-0   | 2034 |
| * Oct 23 | LOUISVILLE          | W   | 1-0   | 812  |

| TEAM STATISTICS        | FS      | OPP    |
|------------------------|---------|--------|
| SHOT STATISTICS        |         |        |
| Goals-Shot attempts    | 25-244  | 5-114  |
| Goals scored per game  | 1.56    | 0.31   |
| Shot pct.              | .102    | .044   |
| Shots on goal-Attempts | 107-244 | 48-114 |
| SOG pct.               | .439    | .421   |
| Shots/Game             | 15.2    | 7.1    |
| GOAL BREAKDOWN         |         |        |
| Penalty                | 0       | 0      |
| Unassisted             | 1       | 3      |
| Overtime               | 2       | 0      |
| CORNER KICKS           | 101     | 37     |
| PENALTY KICKS          | 0-0     | 0-1    |
| PENALTIES              |         |        |
| Yellow cards           | 6       | 7      |
| Red cards              | 0       | 0      |
| ATTENDANCE             |         |        |
| Total                  | 8994    | 6851   |
| Dates/Avg Per Date     | 8/1124  | 8/856  |
| Neutral Site #/Avg     | 0/0     |        |

| #  | Player            | gp | g  | a  | pts | sh  | sh%  | sog | sog% | gw | pk-att |
|----|-------------------|----|----|----|-----|-----|------|-----|------|----|--------|
| 3  | Megan Connolly    | 16 | 5  | 4  | 14  | 38  | .132 | 12  | .316 | 4  | 0-0    |
| 20 | Kristen McFarland | 14 | 5  | 3  | 13  | 17  | .294 | 11  | .647 | 2  | 0-0    |
| 10 | Deyna Castellanos | 8  | 5  | 0  | 10  | 27  | .185 | 11  | .407 | 3  | 0-0    |
| 12 | Kaycie Tillman    | 16 | 3  | 4  | 10  | 24  | .125 | 12  | .500 | 2  | 0-0    |
| 22 | Kirsten Crowley   | 16 | 1  | 4  | 6   | 11  | .091 | 7   | .636 | 1  | 0-0    |
| 7  | Dallas Dorosy     | 15 | 2  | 1  | 5   | 18  | .111 | 12  | .667 | 0  | 0-0    |
| 18 | Macayla Edwards   | 16 | 1  | 3  | 5   | 21  | .048 | 3   | .143 | 0  | 0-0    |
| 5  | Elin Jensen       | 9  | 1  | 2  | 4   | 9   | .111 | 6   | .667 | 0  | 0-0    |
| 2  | Haylie Grant      | 14 | 1  | 2  | 4   | 3   | .333 | 1   | .333 | 0  | 0-0    |
| 15 | Olivia Bergau     | 16 | 0  | 3  | 3   | 2   | .000 | 0   | .000 | 0  | 0-0    |
| 13 | Taylor Hallmon    | 16 | 1  | 0  | 2   | 5   | .200 | 4   | .800 | 0  | 0-0    |
| 14 | Natalia Kuikka    | 13 | 0  | 2  | 2   | 12  | .000 | 8   | .667 | 0  | 0-0    |
| 23 | Emma Koivisto     | 13 | 0  | 2  | 2   | 5   | .000 | 0   | .000 | 0  | 0-0    |
| 17 | Malia Berkely     | 16 | 0  | 1  | 1   | 24  | .000 | 9   | .375 | 0  | 0-0    |
| 8  | Heidi Kollanen    | 16 | 0  | 1  | 1   | 17  | .000 | 7   | .412 | 0  | 0-0    |
| 4  | Holly Fritz       | 8  | 0  | 0  | 0   | 6   | .000 | 3   | .500 | 0  | 0-0    |
| 19 | Doriana Moul      | 9  | 0  | 0  | 0   | 3   | .000 | 1   | .333 | 0  | 0-0    |
| 9  | Ari Hudson        | 2  | 0  | 0  | 0   | 1   | .000 | 0   | .000 | 0  | 0-0    |
| 6  | Yo Tachibana      | 4  | 0  | 0  | 0   | 1   | .000 | 0   | .000 | 0  | 0-0    |
| 38 | Cassie Miller     | 16 | 0  | 0  | 0   | 0   | .000 | 0   | .000 | 0  | 0-0    |
| 16 | Briana Alston     | 7  | 0  | 0  | 0   | 0   | .000 | 0   | .000 | 0  | 0-0    |
| 11 | Julia Phillips    | 2  | 0  | 0  | 0   | 0   | .000 | 0   | .000 | 0  | 0-0    |
| 1  | Amanda Kopale     | 2  | 0  | 0  | 0   | 0   | .000 | 0   | .000 | 0  | 0-0    |
|    | Total             | 16 | 25 | 32 | 82  | 244 | .102 | 107 | .439 | 12 | 0-0    |
|    | Opponents         | 16 | 5  | 2  | 12  | 114 | .044 | 48  | .421 | 2  | 0-1    |

| #  | Goalie        | GP | Min.    | GA | GAAvg | Saves | Pct  | W-L-T  | Sho  |
|----|---------------|----|---------|----|-------|-------|------|--------|------|
| 1  | Amanda Kopale | 2  | 24:10   | 0  | 0.00  | 0     | .000 | 0-0-0  | 0/2  |
| 38 | Cassie Miller | 16 | 1452:51 | 5  | 0.31  | 42    | .894 | 12-2-2 | 10/2 |
|    | Total         | 16 | 1477:01 | 5  | 0.30  | 43    | .896 | 12-2-2 | 12   |
|    | Opponents     | 16 | 1477:01 | 25 | 1.52  | 82    | .766 | 2-12-2 | 1    |

| Goals by Period | 1st | 2nd | OT | OT2 | Total |
|-----------------|-----|-----|----|-----|-------|
| Florida State   | 14  | 9   | 2  | 0   | 25    |
| Opponents       | 4   | 1   | 0  | 0   | 5     |

| Shots by Period | 1st | 2nd | OT | OT2 | Total |
|-----------------|-----|-----|----|-----|-------|
| Florida State   | 106 | 125 | 7  | 6   | 244   |
| Opponents       | 50  | 61  | 3  | 0   | 114   |

| Saves by Period | 1st | 2nd | OT | OT2 | Total |
|-----------------|-----|-----|----|-----|-------|
| Florida State   | 16  | 26  | 1  | 0   | 43    |
| Opponents       | 34  | 42  | 4  | 2   | 82    |

| Corners by Period | 1st | 2nd | OT | OT2 | Total |
|-------------------|-----|-----|----|-----|-------|
| Florida State     | 50  | 46  | 3  | 2   | 101   |
| Opponents         | 14  | 22  | 1  | 0   | 37    |

| Fouls by Period | 1st | 2nd | OT | OT2 | Total |
|-----------------|-----|-----|----|-----|-------|
| Florida State   | 59  | 53  | 2  | 0   | 114   |
| Opponents       | 43  | 61  | 0  | 0   | 104   |

# 2016 ACC STATISTICS

| RECORD:        | OVERALL | HOME  | AWAY  | NEUTRAL |
|----------------|---------|-------|-------|---------|
| ALL GAMES      | 6-1-2   | 4-0-1 | 2-1-1 | 0-0     |
| CONFERENCE     | 6-1-2   | 4-0-1 | 2-1-1 | 0-0     |
| NON-CONFERENCE | 0-0     | 0-0   | 0-0   | 0-0     |

| Date     | Opponent          |     | Score | Att. |
|----------|-------------------|-----|-------|------|
| * Sep 18 | MIAMI             | W   | 1-0   | 813  |
| * Sep 22 | WAKE FOREST       | W   | 3-0   | 978  |
| * Sep 25 | #2 VIRGINIA       | Tot | 1-1   | 1012 |
| * Oct 01 | at Pitt           | W   | 2-0   | 597  |
| * Oct 06 | at Boston College | L   | 1-2   | 435  |
| * Oct 09 | at Syracuse       | To2 | 1-1   | 423  |
| * Oct 15 | at NC State       | W   | 1-0   | 536  |
| * Oct 20 | #4 DUKE           | Wot | 1-0   | 2034 |
| * Oct 23 | LOUISVILLE        | W   | 1-0   | 812  |

| TEAM STATISTICS        | FS     | OPP   |
|------------------------|--------|-------|
| SHOT STATISTICS        |        |       |
| Goals-Shot attempts    | 12-108 | 4-85  |
| Goals scored per game  | 1.33   | 0.44  |
| Shot pct.              | .111   | .047  |
| Shots on goal-Attempts | 55-108 | 37-85 |
| SOG pct.               | .509   | .435  |
| Shots/Game             | 12.0   | 9.4   |
| GOAL BREAKDOWN         |        |       |
| Penalty                | 0      | 0     |
| Unassisted             | 1      | 3     |
| Overtime               | 1      | 0     |
| CORNER KICKS           | 45     | 18    |
| PENALTY KICKS          | 0-0    | 0-1   |
| PENALTIES              |        |       |
| Yellow cards           | 4      | 6     |
| Red cards              | 0      | 0     |
| ATTENDANCE             |        |       |
| Total                  | 5649   | 1991  |
| Dates/Avg Per Date     | 5/1130 | 4/498 |
| Neutral Site #/Avg     | 0/0    |       |

| #         | Player            | gp | g  | a  | pts | sh  | sh%  | sog | sog%  | gw | pk-att |
|-----------|-------------------|----|----|----|-----|-----|------|-----|-------|----|--------|
| 3         | Megan Connolly    | 9  | 3  | 2  | 8   | 14  | .214 | 5   | .357  | 3  | 0-0    |
| 20        | Kristen McFarland | 7  | 2  | 3  | 7   | 11  | .182 | 7   | .636  | 0  | 0-0    |
| 12        | Kaycie Tillman    | 9  | 2  | 0  | 4   | 14  | .143 | 10  | .714  | 1  | 0-0    |
| 7         | Dallas Dorosy     | 9  | 2  | 0  | 4   | 12  | .167 | 8   | .667  | 0  | 0-0    |
| 22        | Kirsten Crowley   | 9  | 1  | 2  | 4   | 3   | .333 | 3   | 1.000 | 1  | 0-0    |
| 15        | Olivia Bergau     | 9  | 0  | 3  | 3   | 2   | .000 | 0   | .000  | 0  | 0-0    |
| 5         | Elin Jensen       | 4  | 1  | 0  | 2   | 6   | .167 | 3   | .500  | 0  | 0-0    |
| 10        | Deyna Castellanos | 1  | 1  | 0  | 2   | 4   | .250 | 1   | .250  | 1  | 0-0    |
| 14        | Natalia Kuikka    | 8  | 0  | 2  | 2   | 9   | .000 | 6   | .667  | 0  | 0-0    |
| 2         | Haylie Grant      | 9  | 0  | 2  | 2   | 2   | .000 | 0   | .000  | 0  | 0-0    |
| 17        | Malia Berkely     | 9  | 0  | 1  | 1   | 12  | .000 | 5   | .417  | 0  | 0-0    |
| 18        | Macayla Edwards   | 9  | 0  | 0  | 0   | 10  | .000 | 2   | .200  | 0  | 0-0    |
| 23        | Emma Koivisto     | 8  | 0  | 0  | 0   | 3   | .000 | 0   | .000  | 0  | 0-0    |
| 8         | Heidi Kollanen    | 9  | 0  | 0  | 0   | 3   | .000 | 2   | .667  | 0  | 0-0    |
| 13        | Taylor Hallmon    | 9  | 0  | 0  | 0   | 2   | .000 | 2   | 1.000 | 0  | 0-0    |
| 4         | Holly Fritz       | 3  | 0  | 0  | 0   | 1   | .000 | 1   | 1.000 | 0  | 0-0    |
| 19        | Doriana Moul      | 3  | 0  | 0  | 0   | 0   | .000 | 0   | .000  | 0  | 0-0    |
| 16        | Briana Alston     | 4  | 0  | 0  | 0   | 0   | .000 | 0   | .000  | 0  | 0-0    |
| 6         | Yo Tachibana      | 2  | 0  | 0  | 0   | 0   | .000 | 0   | .000  | 0  | 0-0    |
| Total     |                   | 9  | 12 | 15 | 39  | 108 | .111 | 55  | .509  | 6  | 0-0    |
| Opponents |                   | 9  | 4  | 1  | 9   | 85  | .047 | 37  | .435  | 1  | 0-1    |

| #         | Goalie        | GP | Min.   | GA | GAAvg | Saves | Pct  | W-L-T | Sho |
|-----------|---------------|----|--------|----|-------|-------|------|-------|-----|
| 38        | Cassie Miller | 9  | 846:09 | 4  | 0.43  | 32    | .889 | 6-1-2 | 6/0 |
| Total     |               | 9  | 846:09 | 4  | 0.43  | 33    | .892 | 6-1-2 | 6   |
| Opponents |               | 9  | 846:09 | 12 | 1.28  | 43    | .782 | 1-6-2 | 0   |

| Goals by Period | 1st | 2nd | OT | OT2 | Total |
|-----------------|-----|-----|----|-----|-------|
| Florida State   | 5   | 6   | 1  | 0   | 12    |
| Opponents       | 3   | 1   | 0  | 0   | 4     |

| Shots by Period | 1st | 2nd | OT | OT2 | Total |
|-----------------|-----|-----|----|-----|-------|
| Florida State   | 42  | 55  | 5  | 6   | 108   |
| Opponents       | 38  | 44  | 3  | 0   | 85    |

| Saves by Period | 1st | 2nd | OT | OT2 | Total |
|-----------------|-----|-----|----|-----|-------|
| Florida State   | 12  | 20  | 1  | 0   | 33    |
| Opponents       | 16  | 22  | 3  | 2   | 43    |

| Corners by Period | 1st | 2nd | OT | OT2 | Total |
|-------------------|-----|-----|----|-----|-------|
| Florida State     | 18  | 23  | 2  | 2   | 45    |
| Opponents         | 5   | 12  | 1  | 0   | 18    |

| Fouls by Period | 1st | 2nd | OT | OT2 | Total |
|-----------------|-----|-----|----|-----|-------|
| Florida State   | 39  | 29  | 2  | 0   | 70    |
| Opponents       | 29  | 43  | 0  | 0   | 72    |



# 2016 SOCCER ROSTER

## NUMERICAL

| No. | Name              | Pos. | Ht.  | Yr.  | Hometown/Prev. School                            |
|-----|-------------------|------|------|------|--|
| 1   | Amanda Kopale     | GK   | 5-7  | GR   | Cape Coral, Fla./ Nova Southeastern              |
| 2   | Haylie Grant      | MF   | 5-6  | JR   | Brentwood, Calif./Heritage HS                    |
| 3   | Megan Connolly    | MF   | 5-8  | SO   | Cork, Ireland/Christ King Girls Secondary School |
| 4   | Holly Fritz       | MF   | 5-5  | SO   | Cape Coral, Fla./Mariner HS                      |
| 5   | Elin Jensen       | F/MF | 5-7  | SO   | Reykjavik, Iceland/Menntaskólinn í Reykjavík     |
| 6   | Yo Tachibana      | MF   | 5-2  | FR   | Nisshin, Japan/Tomioka HS                        |
| 7   | Dallas Dorosy     | MF   | 5-7  | SO   | Fort Lauderdale, Fla./St. Thomas Aquinas HS      |
| 8   | Heidi Kollanen    | F/MF | 5-4  | FR   | Tampere, Finland/Sammon Keskuslukio              |
| 9   | Ari Hudson        | D/MF | 5-4  | JR   | Portland, Ore./Jesuit HS                         |
| 10  | Deyna Castellanos | F    | 5-7  | FR   | Maracay, Venezuela/U.E.P. Moral y Luces          |
| 11  | Julia Phillips    | MF   | 5-6  | FR   | Ashburn, Va./Stone Bridge HS                     |
| 12  | Kaycie Tillman    | MF   | 5-6  | SO   | Rowlett, Texas/Bishop Lynch HS                   |
| 13  | Taylor Hallmon    | D    | 5-9  | FR   | Panama City, Fla./A. Crawford Mosley HS          |
| 14  | Natalia Kuikka    | D/MF | 5-6  | SO   | Kemi, Finland/Kemin Lyseon Lukio                 |
| 15  | Olivia Bergau     | D/MF | 5-6  | SO   | Merritt Island, Fla./Merritt Island HS           |
| 16  | Briana Alston     | D    | 5-10 | FR   | Ashburn, Va./Stone Bridge HS                     |
| 17  | Malia Berkely     | D/MF | 5-8  | FR   | Liberty Township, Ohio/Stephen T. Badin HS       |
| 18  | Macayla Edwards   | D/MF | 5-7  | SO   | Palm Beach Gardens, Fla./William T. Dwyer HS     |
| 19  | Doriana Moul      | D/MF | 5-2  | FR   | San Diego, Calif./Del Norte HS                   |
| 20  | Kristen McFarland | F    | 5-10 | FR   | Powell, Ohio/Oletangy Liberty HS                 |
| 22  | Kirsten Crowley   | D    | 5-5  | R-SR | Panama City Beach, Fla./J.R. Arnold HS           |
| 23  | Emma Koivisto     | D    | 5-6  | JR   | Helsinki, Finland/Mäkelänrinne Sport HS          |
| 26  | Clara Robbins     | D    | 5-7  | FR   | Stafford, Va./Colonial Forge HS                  |
| 38  | Cassie Miller     | GK   | 5-11 | R-JR | Cave Creek, Ariz./Cactus Shadows HS              |

## ALPHABETICAL

| No. | Name              | Pos. | Ht.  | Yr.  | Hometown/Prev. School                            |
|-----|-------------------|------|------|------|--|
| 16  | Briana Alston     | D    | 5-10 | FR   | Ashburn, Va./Stone Bridge HS                     |
| 15  | Olivia Bergau     | D/MF | 5-6  | SO   | Merritt Island, Fla./Merritt Island HS           |
| 17  | Malia Berkely     | D/MF | 5-8  | FR   | Liberty Township, Ohio/Stephen T. Badin HS       |
| 10  | Deyna Castellanos | F    | 5-7  | FR   | Maracay, Venezuela/U.E.P. Moral y Luces          |
| 3   | Megan Connolly    | MF   | 5-8  | SO   | Cork, Ireland/Christ King Girls Secondary School |
| 22  | Kirsten Crowley   | D    | 5-5  | R-SR | Panama City Beach, Fla./J.R. Arnold HS           |
| 7   | Dallas Dorosy     | MF   | 5-7  | SO   | Fort Lauderdale, Fla./St. Thomas Aquinas         |
| 18  | Macayla Edwards   | D/MF | 5-7  | SO   | Palm Beach Gardens, Fla./William T. Dwyer HS     |
| 4   | Holly Fritz       | MF   | 5-5  | SO   | Cape Coral, Fla./Mariner HS                      |
| 2   | Haylie Grant      | MF   | 5-6  | JR   | Brentwood, Calif./Heritage HS                    |
| 13  | Taylor Hallmon    | D    | 5-9  | FR   | Panama City, Fla./A. Crawford Mosley HS          |
| 9   | Ari Hudson        | D/MF | 5-4  | JR   | Portland, Ore./Jesuit HS                         |
| 5   | Elin Jensen       | F/MF | 5-7  | SO   | Reykjavik, Iceland/Menntaskólinn í Reykjavík     |
| 23  | Emma Koivisto     | D    | 5-6  | JR   | Helsinki, Finland/Mäkelänrinne Sport HS          |
| 8   | Heidi Kollanen    | F/MF | 5-4  | FR   | Tampere, Finland/Sammon Keskuslukio              |
| 1   | Amanda Kopale     | GK   | 5-7  | GR   | Cape Coral, Fla./ Nova Southeastern              |
| 14  | Natalia Kuikka    | D/MF | 5-6  | SO   | Kemi, Finland/Kemin Lyseon Lukio                 |
| 20  | Kristen McFarland | F    | 5-10 | FR   | Powell, Ohio/Oletangy Liberty HS                 |
| 38  | Cassie Miller     | GK   | 5-11 | R-JR | Cave Creek, Ariz./Cactus Shadows HS              |
| 19  | Doriana Moul      | D/MF | 5-2  | FR   | San Diego, Calif./Del Norte HS                   |
| 11  | Julia Phillips    | MF   | 5-6  | FR   | Ashburn, Va./Stone Bridge HS                     |
| 26  | Clara Robbins     | D    | 5-7  | FR   | Stafford, Va./Colonial Forge HS                  |
| 6   | Yo Tachibana      | MF   | 5-2  | FR   | Nisshin, Japan/Tomioka HS                        |
| 12  | Kaycie Tillman    | MF   | 5-6  | SO   | Rowlett, Texas/Bishop Lynch HS                   |

## COACHING STAFF

Head Coach: Mark Krikorian (12th Season)

Assistant Coach: Mike Bristol (8th Season)

Assistant Coach: Morinao Imaizumi (4th Season)

Volunteer Asst. Coach: Armand Dikranian (4th Season)

Director of Operations: Nathan Minion (5th Season)

## PRONUNCIATIONS

|                             |                           |
|-----------------------------|---------------------------|
| 1 Amanda <b>Kopale</b>      | Co-Pell                   |
| 5 <b>Elin Jensen</b>        | Eh-leen Yensen            |
| 6 Yo <b>Tachibana</b>       | Ta-chee-bahn-uh           |
| 7 Dallas <b>Dorosy</b>      | Door-see                  |
| 8 <b>Heidi Kollanen</b>     | Hay-dee Coal-an-en        |
| 10 <b>Deyna Castellanos</b> | Day-nuh Cast-eh-yawn-os   |
| 14 Natalia <b>Kuikka</b>    | Qweek-uh                  |
| 15 Olivia <b>Bergau</b>     | Burg-OW                   |
| 16 <b>Briana</b> Alston     | Bree-awh-nuh              |
| 19 <b>Doriana Moul</b>      | Door-ee-anna Mawl         |
| 22 <b>Kirsten</b> Crowley   | Kear-stin                 |
| 23 Emma <b>Koivisto</b>     | COY-vis-toe               |
| AC <b>Morinao Imaizumi</b>  | MORE-ee-now ee-MY-zoo-mee |
| HC Mark <b>Krikorian</b>    | kruh-CORE-ee-an           |


# 2016 TEAM PHOTO ROSTER



**1**  
**Amanda Kopale**  
GR • 5-7 • GK  
Cape Coral, Fla.



**2**  
**Haylie Grant**  
JR • 5-6 • MF  
Brentwood, Calif.



**3**  
**Megan Connolly**  
SO • 5-8 • MF  
Cork, Ireland



**4**  
**Holly Fritz**  
SO • 5-5 • MF  
Cape Coral, Fla.



**5**  
**Elin Jensen**  
SO • 5-7 • F/MF  
Reykjavik, Iceland




**6**  
**Yo Tachibana**  
FR • 5-2 • MF  
Nisshin, Japan



**7**  
**Dallas Dorosy**  
SO • 5-7 • MF  
Fort Lauderdale, Fla.



**8**  
**Heidi Kollanen**  
FR • 5-4 • F/MF  
Tampere, Finland



**9**  
**Ari Hudson**  
JR • 5-4 • D/MF  
Portland, Ore.



**10**  
**Deyna Castellanos**  
FR • 5-7 • F  
Maracay, Venezuela



**11**  
**Julia Phillips**  
FR • 5-6 • MF  
Ashburn, Va.



**12**  
**Kaycie Tillman**  
SO • 5-6 • MF  
Rowlett, Texas



**13**  
**Taylor Hallmon**  
FR • 5-9 • D  
Panama City, Fla.



**14**  
**Natalia Kuikka**  
SO • 5-6 • D/MF  
Kemi, Finland



**15**  
**Olivia Bergau**  
SO • 5-6 • D/MF  
Merritt Island, Fla.



**16**  
**Briana Alston**  
FR • 5-10 • D  
Ashburn, Va.



**17**  
**Malia Berkely**  
FR • 5-8 • D/MF  
Liberty Township, Ohio



**18**  
**Macayla Edwards**  
SO • 5-7 • D/MF  
Palm Beach Gardens, Fla.



**19**  
**Doriana Moul**  
FR • 5-2 • D/MF  
San Diego, Calif.



**20**  
**Kristen McFarland**  
FR • 5-10 • F  
Powell, Ohio



**22**  
**Kirsten Crowley**  
R-SR • 5-5 • D  
Panama City Beach, Fla.



**23**  
**Emma Koivisto**  
JR • 5-6 • D  
Helsinki, Finland



**26**  
**Clara Robbins**  
FR • 5-7 • D  
Stafford, Va.



**38**  
**Cassie Miller**  
R-JR • 5-11 • GK  
Cave Creek, Ariz.




**Mark Krikorian**  
Head Coach  
12th Season



**Mike Bristol**  
Assistant Coach  
Eighth Season



**Morinao Imaizumi**  
Assistant Coach  
Fourth Season



**Armand Dikranian**  
Volunteer Assistant Coach  
Fourth Season



**Nathan Minion**  
Director of Soccer Ops.  
Fifth Season