



SAM HOUSTON

2017 BEARKAT BASEBALL GAME NOTES

2017 SCHEDULE/RESULTS

OVERALL: 44-21 | SLC: 19-11 | H: 25-9 | A: 10-11 | N: 9-1

FEBRUARY (4-4)

17	NEVADA	W, 1-0
18	NEVADA	L, 5-4 (10 inn)
19	NEVADA	W, 8-2
22	#16 TEXAS	L, 7-2
24	#13 LOUISIANA	L, 2-0
25	#13 LOUISIANA	L, 6-1
26	#13 LOUISIANA	W, 8-3
28	at Texas State	W, 7-4

MARCH (14-4)

1	PEPPERDINE	W, 2-1
3	BRADLEY	W, 7-1
4	BRADLEY	W, 14-7
4	BRADLEY	W, 8-2
7	#10 BAYLOR	L, 6-5
10	LAMAR*	W, 9-4
11	LAMAR*	W, 6-4
12	LAMAR*	W, 3-1
14	at Rice	W, 6-2
17	A&M-CORPUS CHRISTI*	W, 12-3
18	A&M-CORPUS CHRISTI*	W, 19-1
19	A&M-CORPUS CHRISTI*	W, 6-3
21	UT ARLINGTON	W, 14-2
23	BUFFALO	L, 5-3
24	BUFFALO	W, 20-5
25	BUFFALO	L, 10-4
28	RICE	L, 5-3
31	at Abilene Christian*	W, 13-3

APRIL (11-7)

1	at Abilene Christian*	W, 14-3
1	at Abilene Christian*	W, 19-12
4	at Texas	L, 8-1
7	NICHOLLS*	W, 8-3
8	NICHOLLS*	W, 6-5
9	NICHOLLS*	W, 11-2
11	at Baylor	W, 7-4
13	at Stephen F. Austin*	W, 3-2
14	at Stephen F. Austin*	L, 5-1
15	at Stephen F. Austin*	L, 12-2 (8 inn)
18	#12 HOUSTON^	W, 5-4
22	at Central Arkansas*	L, 3-2 (10 inn)
22	at Central Arkansas*	L, 5-3
23	at Central Arkansas*	L, 7-5
25	at #12 Houston	W, 12-2
28	MCNEESE*	W, 10-9
29	MCNEESE*	L, 10-2
30	MCNEESE*	W, 8-6

MAY (11-5)

2	#20 HOUSTON	W, 3-2
5	at Southeastern La.*	L, 2-1 (11 inn)
6	at Southeastern La.*	L, 3-2
7	at Southeastern La.*	W, 10-3
10	DALLAS BAPTIST	W, 7-5
12	at Houston Baptist*	L, 2-1 (14 inn)
13	at Houston Baptist*	L, 9-1
14	at Houston Baptist*	L, 9-8
16	at #22 Texas A&M	W, 8-2
18	INCARNATE WORD*	W, 15-1
19	INCARNATE WORD*	W, 10-4
19	INCARNATE WORD*	W, 3-1
24	vs. Stephen F. Austin^	W, 13-1 (7 inn)
25	vs. Southeastern La.^	W, 8-4
26	vs. New Orleans^	W, 7-1
27	vs. Central Arkansas^	W, 9-4

JUNE (4-1)

2	vs. #16 Arizona	W, 5-4
3	vs. #5 Texas Tech	L, 6-0
4	vs. #16 Arizona	W, 9-3
4	vs. #5 Texas Tech	W, 9-8
5	vs. #5 Texas Tech	W, 4-3
10	vs. #10 Florida State	11 a.m. CT
11	vs. #10 Florida State	11 a.m. CT
12	vs. #10 Florida State	TBD

*Southland Conference Game

^ Constellation Field (Sugar Land, Texas)

SAM HOUSTON STATE BEARKATS (44-21) vs. FLORIDA STATE SEMINOLES (43-21)

June 10-12, 2017 • Tallahassee, Fla. • Dick Howser Stadium (6,700) • ESPN2 • ksam1017.com

GAME 66



SAM HOUSTON STATE
44-21 overall, 19-11 Southland
Home/Away/Neutral:
25-9 / 10-11 / 9-1
Ranking:
Collegiate Baseball - 13
NCBWA - 14
RPI - 37
Head Coach: Matt Deggs
Career Record: 117-71
Year: 3rd season
Record at SHSU: Same
Year: Same



FLORIDA STATE
43-21 overall, 14-14 ACC
Home/Away/Neutral:
27-13 / 12-7 / 4-1
Ranking:
Collegiate Baseball - 10
NCBWA - 10
RPI - 9
Head Coach: Mike Martin
Career Record: 1941-692-4
Year: 38th season
Record at FSU: Same
Year: Same

NEED TO KNOW

- Sam Houston is making its first NCAA Super Regional appearance in program history (joined Division I in 1987) after winning three-straight to capture the Lubbock Regional a week ago. It also marks the first super regional appearance for a Southland Conference institution.
- The Bearkats have qualified for NCAA postseason play eight of the last 11 seasons including five of the last six. The team had never reached a winner-take-all regional final until this season, capping three-straight wins with a 4-3 come-from-behind victory against Texas Tech.
- The squad achieved its highest ranking in program history on Tuesday, checking in at No. 13 per Collegiate Baseball Newspaper. Sam Houston reached the 40-win plateau in back-to-back seasons for the first time in Division I team history and has matched the 1987 team for the most wins in D1 team lore at 44.
- Sam Houston is one of two teams nationally and the only remaining NCAA Tournament squad to rank in the top-25 for both batting average and ERA. The Kats are 23rd in both ERA (3.58) and average (.305).
- The Kats have won 12 of their last 13 games including six wins against top-25 opponents. In that stretch, which began with an 8-2 win at No. 22 Texas A&M, Sam Houston is hitting .330 as a team, averaging 7.69 runs per game while the pitching staff has posted a 2.69 ERA, limiting foes to a .237 average.
- Sam Houston has played 20 games against opponents that reached an NCAA Regional. The Bearkats are 13-7 in those games including three victories against NCAA Regional host Houston, one against Super Regional host Texas A&M and two vs. host Texas Tech at the Lubbock Regional.
- The 740-mile trek to Tallahassee is the farthest trip -- and first plane trip -- in the history of Sam Houston baseball. The previous long mark was a 606-mile venture to Ole Miss for the 2017 Oxford Regional.

POSSIBLE POSITION STARTERS

NO	PLAYER	POS	YR	B/T	PLAYER NOTABLES
9	Robie Rojas	C	Sr.	R/R	2017 Southland Conference Tournament MVP
27	Blake Chisolm	1B	Jr.	L/R	Boasts team-best .554 slugging and .468 on base percentage
5	Lance Miles	2B	RSr.	R/R	Missed 8 games with injury before return at Lubbock Regional
17	Taylor Beene	3B	Sr.	R/R	Team leader in hit by pitch (21) and sac bunts (17)
7	Andrew Fregia	SS	So.	R/R	Tied for team lead in triples (5) and second in RBIs (47)
47	Clayton Harp	LF	So.	L/R	Drove in team-best five RBIs at NCAA Lubbock Regional
44	Bryce Johnson	CF	Jr.	S/R	Team leader in average (.350), hits (89) and runs (62)
8	Hunter Hearn	RF	So.	R/R	Hit team-leading .471 (8 of 17) at NCAA Lubbock Regional
3	Jaxxon Grisham	DH	So.	L/R	In last 10 games, is hitting .320 (8 for 25) with six RBIs

POSSIBLE STARTING PITCHERS


NO	PLAYER	R/L	YR	PLAYER NOTABLES
18	Heath Donica	R	Sr.	Collegiate Baseball Newspaper Third-Team All-American
23	Hayden Wesneski	R	Fr.	Tied for first nationally among freshmen in victories (10)
41	Dakota Mills	R	RJr.	Third nationally in walks per nine innings (0.89)



SAM HOUSTON AT THE NCAA TOURNAMENT

The Bearkats are making their 11th NCAA Tournament appearance and first Super Regional. Sam Houston is seeking its first trip to the College World Series. The team is 15-21 all-time at the NCAA Tournament. Matt Deggs is the fourth coach to lead the Bearkats to the postseason.

PLAYER TO WATCH...



HUNTER HEARN | OF/1B • 6-1 • 200 • So.
Crosby, Texas / Crosby High School

2017 | .329 BA | 62 G | 59 GS | 40 RBI | 68 H | 207 AB
Tidbit: Named All-Regional honoree -- hit .417 (8 of 17) with four runs including 2 for 4 with two RBIs and two runs in regional final.

SAM HOUSTON NCAA TOURNAMENT HISTORY (15-21)

YEAR	OPPONENT	W/L	SCORE	SITE
1987	Oklahoma	W	5-1	Austin - 3rd place
	Houston	L	4-8	
	Indiana State	W	10-8	
1989	Houston	L	0-4	Austin - 5th place
	Oklahoma State	L	5-6	
	New Orleans	L	4-8	
1996	Miami (FL)	W	5-4	Austin - 3rd place
	Texas	L	2-4	
	UCLA	L	8-10	
2007	Ole Miss	L	5-14	Oxford, Miss - 2nd place
	Troy	W	5-4	
	Southern Miss (11 inn)	W	12-11	
	Ole Miss	L	13-21	
2008	Rice	L	2-3	Houston - 4th place
	Texas	L	3-13	
2009	Rice	L	2-5	Houston - 4th place
	Xavier	L	6-9	
2012	Arkansas	L	4-5	Houston - 2nd place
	Prairie View A&M	W	4-2	
	Rice	W	4-1	
2013	Arkansas	L	1-5	Baton Rouge, La. - 3rd place
	Louisiana	W	4-2	
	LSU	L	5-8	
2014	Louisiana	L	5-7	Fort Worth - 2nd place
	Dallas Baptist	W	2-1	
	TCU (22 inn.)	L	2-3	
	Siena	W	9-2	
2016	TCU	L	1-6	Lafayette, La. - 3rd place
	Arizona	L	3-7	
	Princeton	W	7-2	
2017	Arizona	L	5-6	Lubbock - 1st place
	Arizona	W	5-4	
	Texas Tech	L	0-6	
	Arizona	W	9-3	
	Texas Tech	W	9-8	
	Texas Tech	W	4-3	

ALL-TOURNAMENT SELECTIONS (18)

PLAYER	YEAR
Robie Rojas (C)	2017
Clayton Harp (OF)	2017
Bryce Johnson (OF)	2017
Riley Cooper (P - MVP)	2017
Nick Mikolajchak (P)	2017
Taylor Beene (SS)	2016
Lance Miles (DH)	2016
Anthony Azar (C)	2014
Hayden Simerly (DH)	2014
Corey Toups (SS)	2014
Ryan Farney (2B)	2013
Colt Atwood (OF)	2012
Jake Arrington (OF)	2012
John Hale (C)	2012
Jessie Plumlee (2B)	2012
Karl Krailo	2007
Keith Stein (OF)	2007
Bobby Verbick (OF)	2007

SAM HOUSTON NCAA POSTSEASON RECORDS

BASE HITS

6 ____ Riley McKnight _ Texas Tech ____ June 4, 2017

RUNS BATTED IN

4 ____ Clayton Harp _ Texas Tech ____ June 4, 2017

DOUBLES

2 ____ Robie Rojas ____ Arizona ____ June 4, 2017*
 * Most recent - occurred four times

TRIPLES

1 ____ Jake Arrington _ Arkansas ____ June 1, 2012*
 * Most recent - occurred three times

HOME RUNS

1 ____ Robie Rojas ____ Arizona ____ June 4, 2017*
 * Most recent - occurred 10 times

STOLEN BASES


2 ____ Colt Atwood ____ Siena ____ June 1, 2014*
 * Most recent - occurred three times

INNINGS PITCHED

9.0 ____ Steve Sparks ____ Oklahoma ____ May 21, 1987

STRIKEOUTS

7 ____ Andrew Godail _ Louisiana ____ June 2, 2013*
 * Most recent - occurred three times



SAM HOUSTON NCAA TOURNAMENT

SAM HOUSTON TEAM NCAA TOURNAMENT GAME RECORDS

BATTING

CATEGORY	ACTUAL	OPPONENT	DATE
At Bats	70	TCU	May 31, 2014
Runs	13	Ole Miss	June 3, 2007
Runs (1 inning)	8 (2nd inning)	Arizona	June 4, 2017
Hits	18	Troy	June 3, 2007
	18	Ole Miss	June 3, 2007
Doubles	4	Arizona	June 4, 2017
	4	Ole Miss	June 3, 2017
	4	Siena	June 1, 2014
	4	LSU	June 1, 2013
	4	Louisiana	May 31, 2013
Triples	1	Oklahoma State	May 26, 1989
	1	Texas	May 24, 1996
	1	Arkansas	June 1, 2012
Home Runs	2	Ole Miss	June 3, 2007
	2	Louisiana	June 2, 2013
Stolen Bases	4	Xavier	June 30, 2009
	4	Texas Tech	June 4, 2017
Walks	7	Southern Miss	June 3, 2007
Hit By Pitch	4	Texas Tech	June 4, 2017
Double Plays	3	Oklahoma	May 21, 1987
LOB	17	TCU	May 31, 2014
	13	Southern Miss	May 21, 2007
Innings Played	22	TCU	May 31, 2014


PITCHING

CATEGORY	ACTUAL	OPPONENT	DATE
Runs Allowed	21	Ole Miss	June 3, 2007
ER Allowed	13	Ole Miss	June 3, 2007
Strikeouts	19	TCU	May 31, 2014
	10	Texas Tech	June 4, 2017
	10	Louisiana	June 2, 2013
HR Allowed	3	Texas Tech	June 3, 2017
	3	Arizona	June 3, 2016
	3	Texas	May 31, 2008

NOTEABLE NCAA TOURNAMENT MOMENTS



June 5, 2017 – Sam Houston captures its first NCAA Regional title and Super Regional berth with a 4-3 win vs. Texas Tech.




June 2016 – Sam Houston qualifies for its fourth NCAA Tournament in five years and first under coach Matt Deggs.



June 1, 2014 – Kats fall 3-2 in 22 innings to TCU after appearing to take the lead in 21st before interference was called.



June 3, 2012 – SHSU advances to NCAA Houston Regional finals vs. Arkansas with wins against Prairie View A&M and Rice.



June 3, 2007 – Sam Houston sets new NCAA Tournament best with 13 runs and 18 hits vs. Ole Miss at Oxford Regional.



May 26, 1996 – No. 6 seed Sam Houston knocks off No. 2 Miami in the opening game of the NCAA Austin Regional.

SERIES HISTORY

FLORIDA STATE SEMINOLES (0-0)

Home 0-0 | Away: 0-0 | Neutral 0-0

PREVIOUS 10 MEETINGS (0-0)

Date	Location	Result
First Meeting		

STATISTICAL LEADERS



SAM HOUSTON	CATEGORY	FSU
Bryce Johnson	Batting avg.	Rhett Aplin
.350 avg.		.322
Bryce Johnson	Hits	D. Busby/Q. Nieporte
89 hits		72 hits
Bryce Johnson	Runs Scored	Taylor Walls
62 runs		70 runs
Blake Chisolm	Doubles	Dylan Busby
17 doubles		20 doubles
A. Fregia/B. Johnson	Triples	Taylor Walls
5 triples		3 triples
A. Fregia/R. Rojas	Home Runs	Dylan Busby
7 home runs		14 home runs
Bryce Johnson	Walks	Taylor Walls
34 walks		57 walks
Bryce Johnson	Stolen Bases	Taylor Walls
33 stolen bases		10 stolen bases
Hayden Wesneski	Wins	Tyler Holton
10 wins		10 wins
Heath Donica	ERA	Drew Carlton
1.91 ERA		2.03 ERA
Heath Donica	Innings Pitched	Tyler Holton
108.1 innings pitched		105.1 innings pitched
Heath Donica	Strikeouts	Tyler Holton
106 strikeouts		132 strikeouts

STATISTICAL COMPARISONS



SAM HOUSTON	CATEGORY	FSU
44-21	Record	43-21
.305	Batting Average	.269
6.72	Runs per Game	7.21
10.23	Hits per Game	9.03
108	Doubles	110
28	Triples	11
31	Home Runs	68
389	RBI	419
257	Walks	364
102-138	Stolen Bases-Attempts	58-73
3.58	ERA	3.80
1	Shutouts Thrown	5
507	Strikeouts	594
.255	Opponent Batting Average	.243
.970	Fielding Percentage	.971

GETTING TO KNOW SAM HOUSTON STATE

- Sam Houston State University is located in Huntsville, Texas, about 65 miles north of downtown Houston.
- The university's namesake, Sam Houston, was the first and third president of the Republic of Texas. Houston was an American politician and soldier. His victory at the Battle of San Jacinto secured the independence of Texas from Mexico in one of the shortest decisive battles in modern history.
- The university, which is the 12th largest in Texas, set a record enrollment in fall 2015 with 20,120 students.
- Sam Houston's most recognizable alumnus is Dan Rather -- American journalist and former new anchor for CBS Evening News. The university named its mass communications building after Rather in 1994.

PUTTING THE 'K' IN BEARKATS

- With a strikeout by **Nick Mikolajchak** to close out the eighth inning of the Southland Conference Tournament championship game against Central Arkansas, the 2017 Sam Houston pitching staff made history. The strike out was the 471st of the season, setting a new program record for strikeouts in a season, besting the previous mark of 270 set in 2009.
- Individually, **Heath Donica** became the first Bearkat in Division I program history to reach 100 strikeouts in a season. With 106 currently, the senior ranks third in team lore and is just one shy of the second-most, captured by Ron Kainer in 1974. The program record is 117 by Albert Choate in 1965.

SAM HOUSTON STRIKEOUTS IN A SEASON

1. 2017	65 games	507
2. 2009	60 games	470
3. 2016	64 games	439

A CLOSER LOOK: SAM HOUSTON VS. 2017 NCAA REGIONAL TEAMS

- Sam Houston has played 20 games against teams earning a berth in the 2017 NCAA Tournament. The Bearkats went 13-7 in those matchups. Here is a look at the last 15 games in which the Kats went 12-3.

Date	Opponent	W/L	Score	Tidbit
April 11	at Baylor	W	7-4	Scored game's final five runs
April 18	vs. Houston	W	5-4	Took 5-0 lead and held on late
April 25	at Houston	W	12-2	Out-hit UH 14-3 in Deggs' 100th win
May 2	Houston	W	3-2	8th inn squeeze bunt off Seth Romero
May 5	at Southeastern La.	L	2-1	Walk-off two-out hit in 11th inn for Lions
May 6	at Southeastern La.	L	3-2	Two-out, two-run double in 8th for Lions
May 7	at Southeastern La.	W	10-3	Jumped out to 5-0 lead, added 5 in 9th
May 10	Dallas Baptist	W	7-5	Used six-run 2nd to overcome 3-0 deficit
May 16	at Texas A&M	W	8-2	Five-run fifth, strong start from Mills
May 25	vs. Southeastern La.	W	8-4	Overcame four-run Lions first inning
June 2	vs. Arizona	W	5-4	Go-ahead 3-run homer from Rojas in 6th
June 3	vs. Texas Tech	L	6-0	Red Raiders belt three homers
June 4	vs. Arizona	W	9-3	Scored eight runs in second inning
June 4	vs. Texas Tech	W	9-8	Used 14 hits to stave off elimination
June 5	vs. Texas Tech	W	4-3	Overcame two-run deficit in fifth

A LOOK BACK: SAM HOUSTON MAKES MARK DURING 2017

- Sam Houston captured its second-straight Southland Conference Tournament title and automatic qualifier to the NCAA Tournament with a 9-4 victory against Central Arkansas.
- The Bearkats ran off 13-straight victories to start Southland Conference play and 18 consecutive dating to the 2016 season. The win streak over two seasons is the longest in league history.
- After its 13-0 conference start, the Bearkats would go 3-11 over their next 14 Southland Conference games with 11 of those matchups coming on the road -- finishing third in league standings.
- Despite the road woes, Sam Houston stayed hot at home. The Bearkats registered the most home wins of any Southland squad with 25 and secured their 18th-straight three-game home league series win on the regular season's final weekend with a sweep of Incarnate Word. The last home series loss came March 28-30, 2014.
- The Kats ran off six-straight midweek victories from April 11-May 16. Uniquely enough, all six wins came against teams in 2017 NCAA Tournament including Baylor, Houston (3x), Dallas Baptist and Texas A&M. The six straight midweek wins were the most consecutive for a Sam Houston team since 2000.
- Sam Houston has dominated the middle frames, scoring its most runs in the fifth (73) and sixth (67) innings. In total, Sam Houston has scored 32 percent of its 437 runs between the two frames.

SAM HOUSTON IN THE NATIONAL RANKINGS (TOP 30)

CATEGORY	RANK	ACTUAL	PLAYER	CATEGORY	RANK	ACTUAL
Triples	3rd	28	Taylor Beene	Sacrifice bunts	2nd	17
Sacrifice bunts	4th	68	Riley McKnight	Sacrifice bunts	2nd	17
Hit by pitch	4th	100	Dakota Mills	Walks per nine	3rd	0.89
Triples per game	6th	0.43	Bryce Johnson	Stolen bases	4th	33
Hits	10th	665	Dakota Mills	Strikeout-to-walk	6th	7.68
Stolen bases	10th	102	Taylor Beene	Hit by pitch	10th	21
On base percentage	17th	.398	Hayden Wesneski	Victories	10th	10
Walks allowed per nine	21st	2.93	Blake Chisolm	Hit by pitch	12th	20
Earned Run Average	23rd	3.58	Heath Donica	ERA	17th	1.91
Runs	23rd	437	Nick Mikolajchak	Saves	17th	13
Batting average	26th	.305	Bryce Johnson	Hits	17th	89
Stolen bases per game	27th	1.57	Bryce Johnson	Runs	20th	62
Strikeout-to-walk ratio	30th	2.67	Heath Donica	Victories	29th	9

KATS RETURN TO MINUTE MAID PARK FOR 2018 COLLEGE CLASSIC

For the second time in five seasons, Sam Houston State baseball will take part in the early-season action at the Houston Astros' Minute Maid Park. The Bearkats are one of six teams invited to participate in the 2018 Shriners Hospitals for Children College Classic, held March 2-4. Sam Houston is joined by Houston, Kentucky, Louisiana, Mississippi State and Vanderbilt and will play all three Southeastern Conference programs.

In 2014, the Kats made noise at the then-Houston College Classic, defeating No. 12 TCU and No. 26 Texas Tech before falling 3-2 in the finale against No. 15 Texas.

Outside of the annual matchup against Texas A&M, Sam Houston last faced off against the SEC during the regular season in 2005, coming in three games at Ole Miss. This go-around, the Kats will get their crack at national-powers Vanderbilt, Mississippi State and Kentucky.

SETTING NEW MILESTONES IN THE NATIONAL RANKINGS

Sam Houston received its first-ever preseason top-25 ranking in late December when the squad was picked No. 23 by Collegiate Baseball newspaper. The Kats climbed to No. 13 in the poll on Tuesday, June 6, the highest ranking in program history.

THE IRON MAN 2.0

Sam Houston junior **Bryce Johnson** enters Saturday having made 134 consecutive starts in the outfield. The Cypress native made his 100th straight start in center field on April 25 at Houston, dating to the first game of the 2016 season. Johnson has made just three errors during that stretch.

Since arriving on campus for the 2015 season, Johnson has started 175 and played in 182 of Sam Houston's 188 games during that time span. This year, Johnson has posted season bests for triples (5) and RBIs (43). On April 30 vs. McNeese, Johnson recorded his 20th stolen base, reaching the feat for the second-straight season.

PERFECT GAME OFFERS PRAISE FOR KATS

Sam Houston's current freshman and sophomore classes were ranked the top recruiting classes in the Southland Conference according to Perfect Game. The current sophomore class ranked No. 85 and the freshman class checked in at No. 89 nationally. Prior to the season, the publication ranked three Bearkats as top prospects for upcoming MLB Drafts. **Bryce Johnson** was named the league's top 2017 prospect; **Andrew Fregia** was tabbed the top 2018 prospect and **Hayden Wesneski** was touted as the top 2019 prospect.

STEALING YOUR THUNDER

Catcher **Robie Rojas** finished as the national leader, catching 30 runners stealing during the 2016 season. The Kats boasted the lowest stolen base percentage against (.350) in league play while Rojas allowed just four passed balls all season. This season, Rojas has caught 23 runners stealing.

Sam Houston celebrated its sixth Southland Conference Tournament title in program history with a 9-4 win against Central Arkansas. In 17 years competing in the event, the Bearkats have reached the tournament championship eight times including three consecutive.



SOUTHLAND STANDINGS

SCHOOL	SLC	PCT.	GB	OVERALL	PCT.
McNeese	22-8	0.733	-	37-20	0.649
Southeastern La.	20-10	0.667	2	37-22	0.627
Sam Houston State	19-11	0.633	3	44-21	0.677
Houston Baptist	18-12	0.600	4	29-25	0.537
Stephen F. Austin	17-13	0.567	5	29-28	0.509
Central Arkansas	17-13	0.567	5	34-26	0.567
Lamar	16-14	0.533	6	33-25	0.569
New Orleans	16-14	0.533	6	30-28	0.517
Nicholls	15-15	0.500	7	29-27	0.518
A&M-Corpus Christi	14-16	0.467	8	22-32	0.407
Northwestern State	10-20	0.333	12	20-34	0.370
Incarnate Word	8-22	0.267	14	20-36	0.357
Abilene Christian	3-27	0.100	19	13-43	0.232

ALL-SOUTHLAND CONFERENCE

FIRST TEAM

- Taylor Beene _____ SS
- Heath Donica _____ RHP^
- Bryce Johnson _____ OF
- Robie Rojas _____ C

^ Southland Conference Pitcher of the Year

THIRD TEAM

- Andrew Fregia _____ 3B
- Clayton Harp _____ OF

ALL-DEFENSIVE TEAM

- Bryce Johnson _____ OF
- Riley McKnight _____ OF

HONORABLE MENTION

- Lance Miles _____ 2B
- Blake Chisolm _____ DH
- Hayden Wesneski _____ RHP#

Southland Conference Freshman of the Year

ALL-SOUTHLAND TOURNAMENT

- Blake Chisolm _____ 1B
- Heath Donica _____ RHP
- Hunter Hearn _____ OF
- Robie Rojas _____ C%

% Southland Conference Tournament Most Valuable Player



2017 QUICK FACTS

GENERAL

Location _____ Huntsville, Texas
 Founded _____ 1879
 Enrollment _____ 20,181
 Nickname _____ Bearkats
 Colors _____ Orange and White
 Affiliation _____ NCAA Division I
 Conference _____ Southland
 Athletic Ticket Office _____ (936) 294-1729
 President _____ Dr. Dana G. Hoyt
 Director of Athletics _____ Bobby Williams

TEAM INFORMATION

2016 Overall Record _____ 42-22
 Southland Record/Finish _____ 24-6/1st
 Postseason _____ NCAA Lafayette Regional
 Conference Titles _____ 8
 Southland Tournament Titles _____ 5
 All-time SLC Tournament Record _____ 35-21
 NCAA Regional Appearances _____ 10
 All-time NCAA Tournament Record _____ 11-20
 Returning Letterwinners _____ 18
 Positional Starters Returning _____ 8
 Starting Pitchers Returning _____ 3
 Other Pitchers Returning _____ 3
 Players Lost _____ 8
 Graduation _____ 6
 Professional Baseball _____ 1
 Newcomers _____ 12
 Transfers _____ 2
 Freshmen _____ 10

COACHING STAFF

Head Coach _____ Matt Deggs
 Alma Mater _____ Northwood University, 1994
 Career Record _____ 117-71 (3rd Season)
 Assistant Coach _____ Jay Sirianni
 Alma Mater _____ Nebraska, 2001
 Assistant Coach _____ Lance Harvell
 Alma Mater _____ Texas A&M, 2006
 Assistant Coach _____ Gary Miller

HISTORY

First Year _____ 1906
 Modern Record _____ 1,757-1,262 (Since 1949)
 NCAA Division I Record _____ 922-762 (Since 1987)
 NCAA Div. I Regionals _____
 1987, 1989, 1996, 2007, 2008, 2009,
 2012, 2013, 2014, 2016, 2017
 NCAA Div. II Regionals _____
 1984, 1985, 1986
 Conference Championships _____
 Southland _____
 1989, 2012, 2013, 2014, 2016
 SLC Tournament _____
 1996, 2007, 2008, 2009, 2016, 2017
 Gulf Star _____ 1985, 1986, 1987

FREGIA CRACKS TOP-3 IN CAREER TRIPLES

With a seventh-inning triple on May 6 at Southeastern Louisiana, sophomore **Andrew Fregia** moved into a tie for third in career triples. Less than two full seasons into his career, the third baseman owns 12 triples, joining Steve Bates (1982-85) in a tie for third. The Liberty product is just one shy of moving into sole possession of third and is two shy of matching the Sam Houston record of 14, set by Hootie Murray (1961-62) and matched by Gary Fischbeck (1980-83). Fregia has five triples on the season, tied for ninth by a Bearkat in a season while his seven in 2016 ranked tied for third.

MATT DEGGS NOTABLES

Matt Deggs is 117-71 overall in three years at Sam Houston and has led the program to back-to-back 40-plus win seasons for the first time in Division I history. With a 9-4 win against Central Arkansas, Sam Houston repeated as conference tournament champs for the second time ever and first since 2008-09.

Deggs captured his 100th as head coach of Sam Houston with a 12-2 victory at No. 12 Houston on April 25. He is the fourth Kat coach in Division I play to reach the century mark joining John Skeeters (16 seasons/456 D1 wins), Mark Johnson (5 seasons/167 wins) and current Texas head coach David Pierce (3 seasons/121 wins).

Deggs led Sam Houston to both the Southland Conference regular season and tournament titles during 2016, the first time both feats have been accomplished in the same season for a Bearkat team.

RE-DEFINING MID-MAJOR

Sam Houston boasts eight NCAA Tournament appearances since the start of the 2007 season, ranking tied with Texas and ahead of Dallas Baptist (7), Baylor (6) and Houston (4) during that span.

D1BASEBALL RECOGNIZES JOHNSON, FREGIA

Sam Houston's **Bryce Johnson** was recognized as the No. 28 ranked outfielder nationally while **Andrew Fregia** was tabbed as the No. 31 third baseman in the country according to D1Baseball.com. The honors come after the publication labeled Sam Houston as the favorite to win the league in 2017.

BEARKATS CAPTURE INAUGURAL DON SANDERS CUP

Sam Houston State and the University of Houston met in three games this season for the inaugural Don Sanders Cup. Sanders, a Houston philanthropist and Sam Houston alumnus who has made contributions to both universities, is the namesake of the Bearkat baseball home, Don Sanders Stadium, and donated \$1 million to establish an endowment fund to enhance the baseball program.

This year featured matchups across three different venues including a neutral site game at Constellation Field, home of the Sugar Land Skeeters on April 18. In the opener, the Bearkats produced 12 total hits and received a strong start from freshman **Hayden Wesneski** to capture a 5-4 win against the No. 12 Cougars. Sam Houston secured the Cup in style a week later in Houston, thumping the Cougars 12-2 on the back of another stellar start from a freshman -- this time, **Kyle Backhus**.

The Bearkats used some dramatics to take the finale, 3-2 in Huntsville. **Blake Chisolm** tied the game with a two-out, two-run home run in the sixth and **Taylor Beene** provided the go-ahead RBI in the eighth, laying down a squeeze bunt with **Bryce Johnson** breaking for home.

Date	Site	W/L	Score
April 18	Sugar Land	W	5-4
April 25	at Houston	W	12-2
May 2	Houston	W	3-2

PACING THE SOUTHLAND CONFERENCE

Since 2005, Sam Houston State has ushered in an era of dominance in the Southland Conference, capturing a league-leading nine conference championships. The Bearkats own seven more than Southeastern Louisiana, who ranks second among current conference members.

Sam Houston knocked off No. 22 Texas A&M, 8-2, on May 16 in College Station. The victory marked the second-straight and fourth time in the last six games that the Bearkats have downed the Aggies.



SAM HOUSTON PROBABLE STARTER



#18 HEATH DONICA

Senior • RHP • 6-2 • 200 • Corsicana, Texas • Navarro JC • Corsicana HS

SOUTHLAND CONFERENCE PITCHER OF THE YEAR

COLLEGIATE BASEBALL NEWSPAPER THIRD-TEAM ALL-AMERICAN

LAST START: Saturday, June 3 vs. Texas Tech - 6.1 IP, 9 H, 6 R, 4 ER, 2 BB, 5 K

2017 SEASON: 9-2, 1.91 ERA, 16 APP, 15 GS, 2 CG, 108.1 IP, 80 H, 29 R, 23 ER, 29 BB, 106 K

CAREER: 19-6, 2.68 ERA, 34 APP, 31 GS, 6 CG, 221.1 IP, 179 H, 84 R, 66 ER, 53 BB, 202 K

THOUGHTS FROM PITCHING COACH JAY SIRIANNI:

"He is our Friday guy who sets a great tone for the series with a quality 3-pitch mix. His attack and ability to get hitters a multitude of ways is what sets him apart from a guy with similar stuff. I can't say enough about Heath but a true professional on and off the field in leadership and commitment to our team."

TODAY'S START:

... is making his 35th career appearance and 32st overall start
 ... is the first Sam Houston Division I pitcher to reach 100 strikeouts
 ... ranks 17th nationally in ERA (1.91) and 29th in wins (9)
 ... has tossed six or more innings in 13 of 15 starts this season
 ... has issued three or fewer walks in 30 of 31 career starts
 ... has allowed just six home runs in 108.1 innings this season
 ... has tossed eight or more innings in four of last eight starts
 ... has allowed just one run in four of the last five starts
 ... is one strikeout shy of matching second most for single season in team history and 11 shy of matching school record

2017 OPENING DAY GEM:

... set new Sam Houston Division I record with 14 strikeouts
 ... the mark is second-most in team history and most since 1974
 ... at one point, set down 15 straight Wolf Pack hitters

2016 HIGHLIGHTS:

... Southland Conference Tournament Most Valuable Player and Louisville Slugger Player of the Week after tossing a combined 16 innings, striking out 18 while holding opponents to a .132 batting average ... no-hit Stephen F. Austin through eight innings while striking out 10 in the Southland Tournament semifinals
 ... spun four complete games, ranking tied for 20th nationally
 ... set new SHSU single-season record with 113 innings pitched
 ... fourth in Bearkat lore for strikeouts in a season (96)
 ... 22 consecutive innings without allowing a run over three starts
 ... in Southland games, ranked second in wins (6), fifth in innings pitched (70) and fifth in strikeouts (59) in route to being named Second-Team All-Southland Conference.



CAREER HIGHS

Innings Pitched _____ 10.0, at Southeastern La. (5/5/17)
 Hits: _____ 10, 2x (last vs. Stephen F. Austin 4/9/16)
 Strikeouts: _____ 14, vs. Nevada (2/17/17)
 Walks: _____ 5, 2x (last vs. Stephen F. Austin 5/24/17)
 Runs: _____ 7, at UNO (3/13/16)
 Earned Runs: _____ 6, at Lamar (5/13/16)
 Home Runs: _____ 3, vs. Texas Tech (6/3/17)
 Pitches: _____ 125, at Houston Baptist (5/12/17)

SEASON HIGHS

Innings Pitched _____ 10.0, at Southeastern La. (5/5/17)
 Hits: _____ 8, 2x (last vs. McNeese 4/28/17)
 Strikeouts: _____ 14, vs. Nevada (2/17/17)
 Walks: _____ 5, 2x (last vs. Stephen F. Austin 5/24/17)
 Runs: _____ 6, 2x (last vs. Texas Tech 6/3/17)
 Earned Runs: _____ 5, vs. McNeese (4/28/17)
 Home Runs: _____ 3, vs. Texas Tech (6/3/17)
 Pitches: _____ 125, at Houston Baptist (5/12/17)

CAREER STATS

Year	ERA	W-L	APP	GS	CG	SHO	SV	IP	H	R	ER	BB	SO	2B	3B	HR	BF	BAvg	WP	HBP	BK	SHA	SHA
2016	3.42	10-4	18	16	4	0	0	113.0	99	55	43	24	96	19	0	6	462	.236	5	16	0	1	2
2017	1.91	9-2	16	15	2	1	0	108.1	80	29	23	29	106	11	1	6	434	.208	3	14	1	0	7
TOTAL	2.68	19-6	34	31	6	1	0	221.1	179	84	66	53	202	30	1	12	896	.223	8	30	1	1	9

2017 GAME-BY-GAME STATS

Date	OPPONENT	GS	IP	H	R	ER	BB	SO	2B	3B	HR	WP	BK	HBP	IBB	Final	W-L	SV	ERA	NP
Feb 17	Nevada	*	9.0	1	0	0	2	14	0	0	0	0	0	1	0	1-0	W	-	0.00	107
Feb 24	#13 Louisiana	*	7.0	4	1	1	3	11	0	0	0	1	0	1	0	0-2	L	-	0.56	110
Mar 03	Bradley	*	7.0	5	1	0	0	8	0	0	0	0	0	2	0	7-1	W	-	0.39	79
Mar 10	LAMAR	*	7.0	7	1	1	0	9	1	1	0	0	0	1	0	9-4	W	-	0.60	105
Mar 17	A&M-CORPUS CHRISTI	*	6.0	8	3	3	3	4	2	0	0	1	0	1	0	12-3	W	-	1.25	93
Mar 31	Abilene Christian	*	7.0	5	2	2	1	4	1	0	0	0	0	0	0	13-3	W	-	1.47	69
Apr 07	NICHOLLS	*	6.0	7	1	1	0	3	2	0	0	0	0	0	0	8-3	W	-	1.47	87
Apr 13	Stephen F. Austin	*	8.0	6	2	2	1	9	0	0	1	0	0	2	0	3-2	W	-	1.58	90
Apr 22	Central Arkansas-1	*	8.0	3	2	1	3	5	0	0	0	0	0	0	0	2-3	-	-	1.52	106
Apr 28	MCNEESE	*	5.0	8	6	5	1	5	2	0	1	0	0	2	0	10-9	-	-	2.06	107
May 05	Southeastern La.	*	10.0	6	1	1	1	9	1	0	0	1	0	1	1	1-2	-	-	1.91	116
May 12	Houston Baptist	*	9.0	5	1	1	5	4	0	0	0	0	1	1	1	1-2	-	-	1.82	125
May 18	INCARNATE WORD	*	5.0	1	1	1	2	6	0	0	1	0	0	0	0	15-1	W	-	1.82	55
May 24	vs. Stephen F. Austin	*	7.0	3	1	0	5	9	0	0	0	0	0	1	0	13-1	W	-	1.69	115
Jun 03	Texas Tech	*	6.1	9	6	4	2	5	2	0	3	1	0	1	0	0-6	L	-	1.93	112
Jun 05	Texas Tech		1.0	2	0	0	0	1	0	0	0	0	0	0	0	4-3	-	-	1.91	14

SAM HOUSTON PROBABLE STARTER



#23 HAYDEN WESNESKI

Freshman • RHP • 6-2 • 190 • Cypress, Texas • Cy Fair High School

SOUTHLAND CONFERENCE FRESHMAN OF THE YEAR

COLLEGIATE BASEBALL NEWSPAPER FRESHMAN ALL-AMERICAN

LAST START: Thursday, May 25 vs. Southeastern La. - ND, 4.0 IP, 4 H, 4 R, 3 ER, 3 BB, 3 K

2017 SEASON: 10-2, 18 APP, 13 GS, 83.0 IP, 85 H, 44 R, 35 ER, 21 BB, 46 K

CAREER: Same

THOUGHTS FROM PITCHING COACH JAY SIRIANNI:

"He is still learning how to pitch and execute pitches but he has very good success. Hayden sets a good tone with good attack of hitters. Has a good feel for 3 pitches and will be a fun one to coach for the next couple of years and watch his development. Our staff is excited about his mound presence and attack of hitters."

TODAY'S START:

- ... is making 19th appearance and 15th start of the season
- ... tied for first nationally among freshman in victories (10)
- ... Southland Conference leader in wins (10)
- ... has allowed three or fewer earned runs in nine of 13 starts
- ... has allowed just 17 extra-base hits in 83 innings
- ... has allowed two or fewer walks in 11 of 13 starts
- ... is 3-0 vs. ranked opponents, notching wins against Louisiana, Houston and Arizona
- ... in three starts vs. 2017 NCAA Regional teams, posted 2-0 record alongside 3.38 ERA while holding opponents to a .213 average

PRIOR TO SAM HOUSTON

Right-handed pitcher for Paul Orlando's Cy-Fair program ... helped squad to district championship while being named First-Team All-District as a senior ... selected in Major League Baseball Draft in 33rd round by Tampa Bay Rays ... member of Houston Banditos baseball club ... also played football.



SEASON/CAREER HIGHS

Innings Pitched _____ 8.0, vs. Lamar (3/12/17)
 Hits: _____ 9, vs. Buffalo (3/25/17)
 Strikeouts: _____ 6, at Houston Baptist (5/14/17)
 Walks: _____ 4, vs. Houston (4/18/17)
 Runs: _____ 6, 2x (last at Abilene Christian 4/1/17)
 Earned Runs: _____ 6, vs. Buffalo (3/25/17)
 Home Runs: _____ 1, 7x (last vs. Arizona 6/4/17)
 Pitches: _____ 106, vs. Bradley (3/4/17)

CAREER STATS

Year	ERA	W-L	APP	GS	CG	SHO	SV	IP	H	R	ER	BB	SO	2B	3B	HR	BF	BAvg	WP	HBP	BK	SHA	SHA
2017	3.80	10-2	18	13	0	0	0	83.0	85	44	35	21	46	10	0	7	357	.263	7	6	0	2	5
TOTALS	3.80	10-2	18	13	0	0	0	83.0	85	44	35	21	46	10	0	7	357	.263	7	6	0	2	5

2017 GAME-BY-GAME STATS

Date	OPPONENT	GS	IP	H	R	ER	BB	SO	2B	3B	HR	WP	BK	HBP	IBB	Final	W-L	SV	ERA	NP
Feb 19	Nevada	*	5.2	4	2	2	1	3	0	0	1	0	0	0	0	8-2	W	-	3.18	73
Feb 26	Louisiana	*	5.0	7	3	3	0	2	1	0	1	0	0	0	0	8-3	W	-	4.22	91
Mar 04	BRADLEY-2	*	6.0	6	1	1	2	5	0	0	0	0	0	1	0	8-2	W	-	3.24	106
Mar 12	LAMAR	*	8.0	4	1	1	1	1	1	0	0	0	0	0	0	3-1	W	-	2.55	97
Mar 19	A&M-CORPUS CHRISTI	*	6.1	8	2	1	1	3	1	0	0	0	0	0	0	6-3	W	-	2.32	92
Mar 25	BUFFALO	*	5.1	9	6	6	1	3	0	0	0	0	0	2	0	4-10	L	-	3.47	90
Apr 01	Abilene Christian-2	*	2.1	4	6	5	2	4	3	0	1	0	0	0	0	19-12	-	-	4.42	49
Apr 09	NICHOLLS		2.0	1	0	0	0	0	0	0	0	0	0	1	0	11-2	-	-	4.20	26
Apr 11	Baylor		0.0	0	1	0	1	0	0	0	0	1	0	0	0	7-4	-	-	4.20	4
Apr 15	Stephen F. Austin		0.0	0	0	0	1	0	0	0	0	0	0	0	0	2-12	-	-	4.20	6
Apr 18	Houston	*	5.0	3	0	0	4	2	0	0	0	0	0	0	0	5-4	W	-	3.74	75
Apr 23	Central Arkansas		2.1	4	3	1	0	1	1	0	0	1	0	0	0	5-7	L	-	3.75	29
Apr 30	MCNEESE	*	6.1	4	4	2	2	5	0	0	0	0	0	0	0	8-6	W	-	3.64	96
May 07	Southeastern La.	*	7.0	6	3	3	0	4	0	0	1	1	0	0	0	10-3	W	-	3.67	89
May 14	Houston Baptist	*	5.0	8	5	4	1	6	1	0	1	1	0	-	-	8-9	-	-	3.93	79
May 19	INCARNATE WORD	*	6.2	6	2	2	1	1	0	0	0	2	0	0	0	10-4	W	-	3.72	79
May 25	vs. Southeastern La.	*	4.0	4	4	3	3	3	0	0	1	1	0	0	2	8-4	-	-	3.97	74
Jun 04	Arizona		6.0	7	1	1	0	3	2	0	1	0	0	0	0	9-3	W	-	3.80	79

SAM HOUSTON PROBABLE STARTER



#41 DAKOTA MILLS

Redshirt Junior • RHP • 6-2 • 220

Meadows Place, Texas • Blinn JC • West Virginia • Dulles H.S.

LAST START: Sunday, June 4 vs. Texas Tech - 2.1 IP, 4 H, 2 R, 2 ER, 0 BB, 1 K

2017 SEASON: 7-3, 4.20 ERA, 21 APP, 13 GS, 1 SV 70.2 IP, 76 H, 38 R, 33 ER, 7 BB, 55 K

CAREER: 9-6, 3.98 ERA, 34 APP, 18 GS, 1 SV, 110.2 IP, 112 H, 56 R, 49 ER, 22 BB, 82 K

THOUGHTS FROM PITCHING COACH JAY SIRIANNI

"His consistency really improved over the fall, no question about his stuff. His fastball is hard to find for the hitter and command to his glove side has really improved. His command of secondary stuff will be what separates him and how long he will go. Dakota has good attack and might be our most improved guy from a year ago, which speaks to his work ethic."

TODAY'S START:

... is making his 35th career appearance and 19th career start
 ... retired first 13 hitters in the Southland Tournament championship game in route to earning victory against Central Arkansas
 ... ranks 3rd nationally in walks allowed per nine innings (0.89) and 6th in strikeout-to-walk ratio (7.68)
 ... finished the month of May with a 3-0 record and 2.12 ERA across 17 innings including seven appearances and two starts while holding opponents to a .212 batting average

2016 AT A GLANCE

... made 13 appearances including five starts
 ... moved into starting rotation on May 4, holding Texas Southern to three hits and no runs in five innings
 ... shut out No. 2 Texas A&M in 6 2-3 innings on May 17, scattering six hits while helping the Kats to their first victory against a top-two ranked opponent in 20 years
 ... struck out season-high five hitters in three innings at Texas Tech on April 13
 ... limited hitters to a .240 batting average while posting a 3.60 ERA in 40 innings during 2016

BLINN COLLEGE

All-Conference honoree who posted 7-2 record and 3.00 ERA ... fanned 67 batters in 62 innings while walking just 12 ... majoring in finance & banking at Sam Houston.



CAREER HIGHS

Innings Pitched _____ 6.2, 2x (last at #22 Texas A&M 5/16/17)
 Hits: _____ 8, vs. #10 Baylor (3/7/17)
 Strikeouts: _____ 6, 4x (last at #22 Texas A&M 5/16/17)
 Walks: _____ 3, at #10 Texas Tech (4/13/16)
 Runs: _____ 5, 2x (last at Texas 4/4/17)
 Earned Runs: _____ 5, at Texas (4/4/17)
 Home Runs: _____ 2, 2x (last at #22 Texas A&M 5/16/17)
 Pitches: _____ 104, at #2 Texas A&M (5/17/16)

SEASON HIGHS

Innings Pitched _____ 6.2, at #22 Texas A&M (5/16/17)
 Hits: _____ 8, vs. #10 Baylor (3/7/17)
 Strikeouts: _____ 6, 4x (last at #22 Texas A&M 5/16/17)
 Walks: _____ 2, at Baylor (3/7/17)
 Runs: _____ 5, 2x (last at Texas 4/4/17)
 Earned Runs: _____ 5, at Texas (4/4/17)
 Home Runs: _____ 2, 2x (last at #22 Texas A&M 5/16/17)
 Pitches: _____ 91, vs. #10 Baylor (3/7/17)

CAREER STATS

Year	ERA	W-L	APP	GS	CG	SHO	SV	IP	H	R	ER	BB	SO	2B	3B	HR	BF	BAvg	WP	HBP	BK	SHA	SHA
2016	3.60	2-3	13	5	0	0	0	40.0	36	18	16	15	27	7	1	1	150	.240	3	0	0	1	1
2017	4.20	7-3	21	13	0	0	1	70.2	76	38	33	7	55	12	1	13	293	.270	3	2	0	2	1
TOTAL	3.98	9-6	34	18	0	0	1	110.2	112	56	49	22	82	19	2	14	460	.260	6	2	0	3	2

2017 GAME-BY-GAME STATS

Date	OPPONENT	GS	IP	H	R	ER	BB	SO	2B	3B	HR	WP	BK	HBP	IBB	Final	W-L	SV	ERA	NP
Feb 22	#16 Texas	*	4.2	3	2	2	1	4	1	0	1	1	0	0	0	2-7	L	-	3.86	68
Feb 28	Texas State	*	5.2	7	3	2	0	6	2	0	0	0	0	0	0	7-4	W	-	3.48	75
Mar 07	BAYLOR	*	5.2	8	5	4	2	2	0	0	1	0	0	1	0	5-6	-	-	4.50	91
Mar 11	LAMAR	*	2.2	2	3	3	1	2	0	0	1	1	0	0	0	6-4	W	-	5.30	47
Mar 14	Rice	*	5.1	4	2	2	0	4	1	0	1	0	0	0	0	6-2	-	-	4.88	53
Mar 21	UT ARLINGTON	*	6.0	5	1	1	0	2	0	0	1	0	0	0	0	14-2	W	-	4.20	69
Mar 28	RICE	*	6.0	7	3	2	0	6	1	0	2	0	0	0	0	3-5	-	-	4.00	89
Apr 04	Texas	*	3.0	7	5	5	1	0	3	0	0	0	0	0	0	1-8	L	-	4.85	55
Apr 09	NICHOLLS	*	5.0	5	2	2	0	6	1	1	1	0	0	0	0	11-2	W	-	4.70	70
Apr 15	Stephen F. Austin	*	3.0	2	2	2	1	2	0	0	1	0	0	1	0	2-12	L	-	4.79	48
Apr 23	Central Arkansas	*	3.1	5	3	2	1	5	1	0	0	0	0	0	0	5-7	-	-	4.83	56
May 02	#12 HOUSTON	*	1.0	0	0	0	0	0	0	0	0	0	0	0	0	3-2	W	-	4.73	7
May 07	Southeastern La.	*	2.0	1	0	0	0	4	0	0	0	0	0	0	0	10-3	-	S	4.56	22
May 10	DALLAS BAPTIST	*	0.1	1	0	0	0	0	0	0	0	0	0	0	0	7-5	-	-	4.53	7
May 12	Houston Baptist	*	0.1	1	0	0	0	0	0	0	0	0	0	0	0	1-2	-	-	4.50	5
May 16	Texas A&M	*	6.2	6	2	2	0	6	0	0	2	0	0	0	0	8-2	W	-	4.30	89
May 26	vs. New Orleans	*	1.0	2	1	0	0	0	0	0	0	0	0	0	0	7-1	-	-	4.23	13
May 27	vs. Central Arkansas	*	5.2	3	2	2	0	5	1	0	1	0	0	0	0	9-4	W	-	4.14	95
Jun 02	Arizona	*	0.2	2	0	0	0	0	0	0	0	0	0	0	0	5-4	-	-	4.10	5
Jun 04	Texas Tech	*	2.1	4	2	2	0	1	1	0	1	1	0	0	0	9-8	-	-	4.22	45
Jun 05	Texas Tech	*	0.1	1	0	0	0	0	0	0	0	0	0	0	0	4-3	-	-	4.20	5

PITCHER CAREER GAME-BY-GAME

10 – BRAD DEMCO

2017 • FRESHMAN • 13 appearances

Date	Opponent	IP	H	R	ER	BB	SO	NP	
2/1	LOUISIANA	--	1.0	0	0	0	1	3	21
2/28	at Texas State	--	1.1	2	1	1	1	1	31
3/4	BRADLEY-2	--	1.2	1	0	0	1	4	32
3/7	BAYLOR	--	0.1	1	0	0	2	0	19
3/14	at Rice	--	0.2	0	0	0	0	1	5
3/19	A&M-CORPUS	--	1.0	1	0	0	0	3	23
3/23	BUFFALO	--	1.2	0	1	1	2	1	30
4/15	at SFA	--	0.1	1	0	0	1	0	5
4/29	MCNEESE	--	4.1	4	3	3	0	2	55
5/2	* HOUSTON	ND	3.1	4	2	1	3	2	65
5/6	at SLU	--	0.1	1	0	0	0	0	6
5/13	at HBU	--	1.0	1	1	0	1	1	25
6/3	at Texas Tech	--	1.1	0	0	0	2	3	32
TOTALS			18.1	16	8	6	14	21	

11 – SETH BALLEW

2017 • REDSHIRT SOPHOMORE • 17 appearances

Date	Opponent	IP	H	R	ER	BB	SO	NP	
2/18	* NEVADA	ND	5.0	3	2	2	1	4	59
2/25	* LOUISIANA	L	4.1	7	3	3	3	0	78
3/4	* BRADLEY-1	ND	1.0	2	2	2	0	1	25
3/11	* LAMAR	ND	3.0	4	1	1	2	2	42
3/18	* A&M-CORPUS	W	5.0	2	1	1	2	5	69
3/24	* BUFFALO	W	7.0	9	5	5	2	6	120
4/1	* at ACU-1	W	7.2	3	2	2	5	3	106
4/8	* NICHOLLS	W	5.1	8	4	4	1	8	80
4/14	* at SFA	L	4.0	7	4	2	1	4	73
4/22	* at UCA-2	ND	6.0	3	2	0	3	6	105
4/29	* MCNEESE	L	3.1	7	5	5	3	4	66
5/10	DBU	W	5.1	7	2	2	1	3	70
5/14	at HBU	--	1.2	2	1	1	1	4	36
5/19	UIW	W	5.0	5	0	0	3	3	82
5/26	* vs. UNO	ND	4.0	1	0	0	2	4	72
6/4	* vs Arizona	ND	3.0	3	2	2	2	0	46
6/5	* vs Texas Tech	ND	2.0	2	0	0	1	1	33
TOTALS			72.2	75	36	32	33	58	

12 – RILEY COOPER

2017 • REDSHIRT JUNIOR • 23 appearances

Date	Opponent	IP	H	R	ER	BB	SO	NP	
2/18	NEVADA	--	0.0	0	0	0	1	0	4
3/4	BRADLEY-1	S	4.0	1	1	1	0	4	55
3/17	A&M-CORPUS	--	2.2	2	0	0	3	3	46
3/23	BUFFALO	--	1.0	0	0	0	0	2	10
3/25	BUFFALO	--	1.2	2	1	1	0	3	28
3/31	at ACU	--	2.0	1	1	1	0	0	24
4/4	at Texas	--	3.1	2	1	1	0	4	46
4/7	NICHOLLS	--	1.1	1	2	2	1	1	19
4/9	NICHOLLS	--	2.0	0	0	0	2	1	24
4/14	at SFA	--	4.0	1	1	1	0	4	34
4/18	Houston	--	1.1	3	1	1	0	0	30
4/22	at UCA-1	L	1.2	3	1	1	0	1	24
4/23	at UCA	--	1.0	1	0	0	0	0	6
4/30	MCNEESE	--	1.0	2	1	0	1	1	23
5/2	HOUSTON	--	1.2	0	0	0	1	1	21
5/5	at SLU	L	0.2	2	1	1	1	1	14
5/10	DBU	--	0.1	0	0	0	0	0	-
5/12	at HBU	L	1.1	0	1	0	0	2	15
5/16	at Texas A&M	--	2.1	0	0	0	0	2	23
5/26	vs. UNO	W	2.2	3	0	0	0	3	29
6/2	vs Arizona	W	2.1	5	3	3	0	2	45
6/4	at Texas Tech	W	3.2	3	1	1	0	4	60
6/5	vs Texas Tech	W	4.2	6	3	3	0	3	55
TOTALS			46.2	38	19	17	10	42	

18 – HEATH DONICA

2016 • JUNIOR • 20 appearances

Date	Opponent	IP	H	R	ER	BB	SO	NP	
2/20	at Louisiana	--	4.1	4	4	3	1	3	60
2/24	TEXAS TECH	--	1.1	3	2	2	1	1	39
2/27	* OKLAHOMA	W	5.0	2	2	2	2	2	67
3/5	* at Wichita St.	L	7.0	6	2	2	1	8	113
3/13	* at UNO	L	6.0	7	7	3	3	7	93
3/19	* NWST	W	9.0	2	1	1	2	3	116
3/25	* at Nicholls	W	5.0	10	6	4	2	2	92
4/2	* UCA	W	7.0	5	3	3	1	4	87
4/9	* SFA	W	6.2	10	5	4	2	8	103
4/15	* at UIW-2	W	9.0	6	3	3	2	9	95
4/23	* ACU	W	7.2	5	1	0	0	7	91
4/27	* TEX. SOU.	W	5.0	3	1	0	0	2	53
5/7	* at A&M-Corpus	L	8.0	4	2	0	2	6	115
5/13	* Lamar	ND	6.0	9	6	6	1	8	104
5/20	* HBU-1	ND	5.2	8	2	2	1	5	96
5/25	* vs. SFA	W	7.0	5	2	2	0	8	79
5/28	* vs. SFA	W	9.0	2	2	2	3	10	107
6/3	* vs. Arizona	L	4.1	8	4	4	0	3	60
TOTALS			113.0	99	55	43	24	96	

2017 • SENIOR • 16 appearances

Date	Opponent	IP	H	R	ER	BB	SO	NP	
2/17	* NEVADA	W	9.0	1	0	0	2	14	107
2/24	* LOUISIANA	L	7.0	4	1	1	3	11	110
3/3	* BRADLEY	W	7.0	5	1	0	0	8	79
3/10	* LAMAR	W	7.0	7	1	1	0	9	105
3/17	* A&M-CORPUS	W	6.0	8	3	3	3	4	93
3/31	* at ACU	W	7.0	5	2	2	1	4	69
4/7	* NICHOLLS	W	6.0	7	1	1	0	3	87
4/13	* at SFA	W	8.0	6	2	2	1	9	90
4/22	* at UCA-1	ND	8.0	3	2	1	3	5	106
4/28	* MCNEESE	ND	5.0	8	6	5	1	5	107
5/5	* at SLU	ND	10.0	6	1	1	1	9	116
5/12	* at HBU	ND	9.0	5	1	1	5	4	125
5/18	* UIW	W	5.0	1	1	1	2	6	55
5/24	* vs. SFA	W	7.0	3	1	0	5	9	115
6/3	* at Texas Tech	L	6.1	9	6	4	2	5	112
6/5	vs Texas Tech	--	1.0	2	0	0	0	1	14
TOTALS			108.1	80	29	23	29	106	

19 – KYLE BACKHUS

2017 • FRESHMAN • 27 appearances

Date	Opponent	IP	H	R	ER	BB	SO	NP	
2/18	NEVADA	--	0.1	0	0	0	0	0	5
2/19	NEVADA	--	2.0	3	0	0	1	2	38
2/22	TEXAS	--	1.1	0	2	1	2	1	28
2/26	LOUISIANA	S	4.0	3	0	0	0	1	51
3/1	PEPPERDINE	W	1.0	0	0	0	0	1	13
3/4	BRADLEY-1	--	2.1	6	4	4	2	2	46
3/7	BAYLOR	--	2.0	0	0	0	0	1	22
3/11	LAMAR	--	2.1	1	0	0	1	3	39
3/14	at Rice	--	1.0	1	0	0	0	2	14
3/18	A&M-CORPUS	S	4.0	5	0	0	0	6	64
3/23	* BUFFALO	L	3.2	5	3	3	3	7	92
3/28	RICE	L	2.2	3	2	2	0	4	45
4/1	at ACU-2	--	1.1	4	4	4	2	2	43
4/4	at Texas	--	0.2	0	1	1	1	1	16
4/7	NICHOLLS	--	0.2	2	0	0	0	0	12
4/11	at Baylor	W	0.2	0	1	0	1	1	17
4/15	at SFA	--	0.2	2	0	0	2	0	26
4/22	at UCA-2	L	1.0	3	3	1	0	0	16
4/25	* at Houston	ND	4.0	0	0	0	5	3	79
4/28	MCNEESE	W	3.0	0	0	0	1	5	46
5/6	* at SLU	ND	5.0	2	1	1	2	4	76
5/13	* at HBU	L	1.1	5	6	6	0	1	41
5/19	UIW	--	2.1	2	2	2	1	4	34
5/25	vs. SLU	W	4.0	1	0	0	1	6	60
5/26	vs. UNO	--	0.1	0	0	0	0	0	4
6/2	* vs Arizona	ND	3.1	5	1	1	1	3	55
6/4	at Texas Tech	--	1.0	1	0	0	1	1	30
TOTALS			56.0	54	30	26	27	61	

21 – NICK MIKOLAJCHAK

2017 • FRESHMAN • 31 appearances

Date	Opponent	IP	H	R	ER	BB	SO	NP	
2/18	NEVADA	L	0.0	3	1	1	0	0	10
2/19	NEVADA	--	1.0	0	0	0	0	2	18
2/22	TEXAS	--	0.2	1	0	0	0	0	3
2/28	at Texas State	S	1.1	1	0	0	0	2	18
3/1	PEPPERDINE	S	1.0	1	0	0	0	1	16
3/4	BRADLEY-2	--	1.0	0	0	0	0	0	8
3/10	LAMAR	--	1.0	0	0	0	0	2	16
3/11	LAMAR	S	1.0	1	0	0	0	1	14
3/12	LAMAR	S	1.0	0	0	0	1	1	21
3/14	at Rice	--	1.0	0	0	0	0	3	15
3/19	A&M-CORPUS	--	1.0	2	1	1	0	0	11
3/25	BUFFALO	--	0.0	2	2	2	0	0	8
4/4	at Texas	--	1.0	3	1	1	0	0	29
4/7	NICHOLLS	--	0.2	0	0	0	0	1	10
4/8	NICHOLLS	S	0.2	0	0	0	2	1	19
4/11	at Baylor	S	1.0	0	0	0	0	1	11
4/13	at SFA	S	1.0	0	0	0	1	0	20
4/18	vs. Houston	S	1.0	0	0	0	0	1	14
4/22	at UCA-2	--	0.2	0	0	0	1	1	-
4/30	MCNEESE	--	0.2	2	1	1	0	0	18
5/6	at SLU	L	0.0	1	1	1	1	0	13
5/10	DBU	S	2.0	1	0	0	0	3	34
5/12	at HBU	--	1.1	2	0	0	0	1	24
5/14	at HBU	L	0.2	2	1	1	1	1	27
5/19	UIW	S	1.0	0	0	0	0	1	11
5/25	vs. SLU	--	1.0	1	0	0	0	2	17
5/26	vs. UNO	--	1.0	0	0	0			

PITCHER CAREER GAME-BY-GAME

25 – JORDAN CANNON

2016 • FRESHMAN • 17 appearances

Date	Opponent	IP	H	R	ER	BB	SO	NP
2/21	at Louisiana	-- 1.0	1	1	1	1	0	23
2/24	TEXAS TECH	-- 1.0	0	0	0	0	1	10
2/27	OKLAHOMA	S 3.0	0	0	0	0	3	41
3/1	BAYLOR	-- 4.1	3	2	2	2	2	56
3/6	at Wichita St.	-- 1.0	4	4	3	0	1	21
3/13	at UNO-1	-- 2.0	0	0	0	1	1	29
3/13	at UNO-2	-- 1.0	3	2	2	0	2	26
3/18	NVST	-- 1.0	2	4	4	3	1	40
3/22	PVAMU	-- 1.0	0	0	0	2	0	15
4/10	SFA	-- 0.2	0	0	0	0	0	10
4/19	at Baylor	-- 1.0	3	1	1	0	1	23
4/22	ACU	-- 0.2	0	0	0	1	1	14
5/4	TEX. SOU.	-- 4.0	1	0	0	2	4	58
5/15	at Lamar	-- 2.0	4	3	3	1	1	43
5/20	HBU-2	W 0.1	1	0	0	0	0	8
6/3	vs. Arizona	-- 2.0	1	0	0	0	2	21
6/5	vs. Arizona	-- 1.1	2	1	1	2	0	22
TOTALS		27.1	25	18	17	15	20	

2017 • SOPHOMORE • 20 appearances

Date	Opponent	IP	H	R	ER	BB	SO	NP
2/18	NEVADA	-- 1.0	1	0	0	1	1	18
2/22	TEXAS	-- 1.2	2	1	1	0	0	16
2/25	LOUISIANA	-- 2.2	4	2	2	0	1	48
2/28	at Texas State	-- 0.1	0	0	0	1	0	9
3/1	PEPPERDINE	-- 1.0	0	0	0	0	0	8
3/4	BRADLEY-1	W 1.2	1	0	0	2	1	25
3/14	at Rice	W 1.0	0	0	0	0	1	13
3/17	A&M-CORPUS	-- 0.1	0	0	0	0	0	2
3/19	A&M-CORPUS	-- 0.2	0	0	0	0	1	12
3/23	BUFFALO	-- 0.1	0	1	1	0	1	9
3/25	BUFFALO	-- 0.1	1	1	1	1	0	13
4/1	at ACU-1	-- 1.1	3	1	0	0	1	16
4/7	NICHOLLS	-- 0.1	1	0	0	0	0	10
4/15	at SFA	-- 0.1	2	2	0	0	0	11
4/23	at UCA	-- 0.2	1	1	1	1	1	18
4/29	MCNEESE	-- 1.1	2	0	0	0	0	21
5/13	at HBU	-- 3.2	3	0	0	0	2	56
5/19	* UIW	-- 1.2	3	1	1	0	1	26
6/3	at Texas Tech	-- 1.1	0	0	0	0	0	14
6/4	at Texas Tech	-- 0.0	2	1	1	0	0	10
TOTALS		21.2	26	11	8	6	12	

27 – BLAKE CHISOLM

2017 • JUNIOR • 2 appearances

Date	Opponent	IP	H	R	ER	BB	SO	NP
2/19	NEVADA	-- 0.1	1	0	0	0	0	4
2/25	BUFFALO	-- 0.2	0	0	0	0	0	12
TOTALS		1.0	1	0	0	0	0	

29 – GABRIEL SEQUEIRA

2017 • FRESHMAN • 8 appearances

Date	Opponent	IP	H	R	ER	BB	SO	NP
2/18	NEVADA	-- 2.0	0	0	0	0	3	21
2/22	TEXAS	-- 0.2	0	2	2	2	0	16
2/25	LOUISIANA	-- 1.0	2	1	0	0	1	19
3/1	* PEPPERDINE	ND 4.2	4	1	0	2	2	81
3/7	BAYLOR	L 0.1	1	1	1	0	0	12
3/21	UTA	-- 0.2	1	1	1	2	0	21
4/15	at SFA	-- 0.0	1	1	1	0	0	1
5/13	at HBU	-- 2.0	3	2	2	0	2	41
TOTALS		11.1	12	9	7	6	8	

30 – DOMINIC ROBINSON

2017 • FRESHMAN • 22 appearances

Date	Opponent	IP	H	R	ER	BB	SO	NP
2/18	NEVADA	-- 0.0	3	2	2	0	0	11
2/24	LOUISIANA	-- 0.1	0	0	0	0	1	8
2/28	at Texas State	-- 0.1	0	0	0	0	0	-
3/21	UTA	-- 0.1	1	0	0	1	1	13
3/25	BUFFALO	-- 1.0	0	0	0	0	1	10
4/1	at ACU-2	W 4.2	6	2	2	0	7	76
4/8	NICHOLLS	-- 3.0	1	0	0	0	2	34
4/11	* at Baylor	ND 5.1	9	2	2	0	4	62
4/15	at SFA	-- 1.2	4	1	1	0	1	22
4/18	vs. Houston	-- 1.1	2	3	3	2	0	39
4/22	at UCA-2	-- 0.0	0	0	0	1	0	6
4/23	at UCA	-- 0.2	1	0	0	1	1	15
4/25	at Houston	-- 0.1	1	1	1	1	0	13
4/30	MCNEESE	S 1.0	0	0	0	0	1	17
5/2	HOUSTON	S 2.0	1	0	0	0	1	18
5/6	at SLU	-- 2.2	3	1	1	1	4	40
5/12	at HBU	-- 1.2	0	0	0	2	2	28
5/14	at HBU	-- 1.0	2	2	2	0	1	15
5/18	UIW	S 4.0	4	0	0	2	5	68
5/27	vs. UCA	-- 2.0	3	2	0	1	2	36
6/2	vs. Arizona	-- 0.2	0	0	0	2	0	18
6/4	at Texas Tech	-- 1.0	2	2	2	0	2	22
TOTALS		35.0	43	18	16	14	36	

34 – COLIN CAMERON

2016 • FRESHMAN • 10 appearances

Date	Opponent	IP	H	R	ER	BB	SO	NP
2/20	at Louisiana	-- 1.0	0	0	0	0	2	10
2/23	UTSA	-- 1.2	3	0	0	0	1	31
2/28	OKLAHOMA	-- 1.0	0	0	0	0	0	7
3/2	RICE	-- 1.1	2	1	1	3	1	30
3/8	at Texas	-- 1.0	1	0	0	0	0	21
3/22	PVAMU	-- 1.0	0	0	0	0	3	15
3/25	at Nicholls	-- 1.0	1	0	0	0	0	13
3/29	* at Rice	ND 3.0	4	1	1	2	1	50
4/13	at Texas Tech-2	-- 0.1	1	3	3	1	0	20
4/27	TEX. SOU.	-- 1.2	0	0	0	2	2	29
TOTALS		13.0	12	5	5	8	10	

2017 • SOPHOMORE • 14 appearances

Date	Opponent	IP	H	R	ER	BB	SO	NP
3/21	UTA	-- 1.0	0	0	0	0	0	6
3/24	BUFFALO	-- 2.0	0	0	0	0	2	23
3/28	RICE	-- 0.1	1	0	0	0	0	7
4/1	at ACU-2	-- 0.2	0	0	0	1	2	17
4/11	at Baylor	-- 2.0	0	0	0	1	2	30
4/15	at SFA	-- 0.2	3	3	3	0	0	14
4/22	at UCA-2	-- 0.1	0	0	0	1	1	13
4/25	at Houston	S 3.2	2	1	1	1	7	66
4/28	MCNEESE	-- 1.0	3	3	2	1	2	23
5/2	HOUSTON	-- 1.0	0	0	0	1	0	17
5/10	* DBU	ND 1.0	4	3	3	0	1	29
5/14	at HBU	-- 0.1	1	0	0	0	0	6
5/19	UIW	-- 1.1	0	0	0	0	2	17
6/2	vs Arizona	-- 0.2	0	0	0	0	0	3
TOTALS		16.0	14	10	9	6	19	

40 – MARK HAMMEL

2017 • JUNIOR • 13 appearances

Date	Opponent	IP	H	R	ER	BB	SO	NP
2/18	NEVADA	-- 1.2	1	0	0	1	1	28
2/24	LOUISIANA	-- 1.2	3	1	1	0	2	28
3/1	PEPPERDINE	-- 1.1	2	0	0	0	2	22
3/3	BRADLEY	-- 2.0	1	0	0	0	1	21
3/4	BRADLEY-2	-- 0.1	1	1	1	0	0	8
3/7	BAYLOR	-- 0.2	0	0	0	0	0	-
3/10	LAMAR	-- 1.0	2	3	3	1	1	34
3/21	UTA	-- 1.0	0	0	0	0	0	6
3/23	BUFFALO	-- 2.1	1	0	0	0	3	37
4/8	NICHOLLS	-- 0.0	3	1	0	0	0	6
4/15	at SFA	-- 1.2	2	3	3	3	1	38
4/25	at Houston	W 1.0	0	0	0	0	0	11
4/29	MCNEESE	-- 0.0	1	2	2	2	0	12
TOTALS		13.2	17	11	10	7	11	

41 – DAKOTA MILLS

2016 • REDSHIRT SOPHOMORE • 13 appearances

Date	Opponent	IP	H	R	ER	BB	SO	NP
2/21	at Louisiana	-- 2.0	3	3	3	1	0	28
2/24	TEXAS TECH	L 0.0	2	4	4	2	0	19
3/1	BAYLOR	-- 0.0	1	1	0	0	0	-
3/8	at Texas	-- 1.0	1	2	2	1	0	18
3/22	PVAMU	-- 1.0	0	0	0	1	1	21
4/13	at Texas Tech-2	-- 3.0	1	1	1	3	5	59
4/19	at Baylor	-- 2.0	2	0	0	1	2	26
4/26	at Houston	-- 6.1	4	1	1	1	2	75
5/4	* TEX. SOU.	W 5.0	3	0	0	2	3	75
5/17	* Texas A&M	W 6.2	6	0	0	1	4	104
5/21	* HBU	ND 4.2	3	2	2	1	3	75
5/28	* vs. SFA	L 5.0	6	1	1	0	3	58
6/5	* vs. Arizona	L 3.1	4	3	2	1	4	66
TOTALS		40.0	36	18	16	15	27	

2017 • REDSHIRT JUNIOR • 21 appearances

Date	Opponent	IP	H	R	ER	BB	SO	NP
2/22	* TEXAS	L 4.2	3	2	2	1	4	68
2/28	* at Texas State	W 5.2	7	3	2	0	6	75
3/7	* BAYLOR	ND 5.2	8	5	4	2	2	91
3/11	LAMAR	W 2.2	2	3	3	1	2	47
3/14	* at Rice	ND 5.1	4	2	2	0	4	53
3/1	* UTA	W 6.0	5	1	1	0	2	69
3/28	* RICE	ND 6.0	7	3	2	0	6	89
4/4	* Texas	L 3.0	7	5	5	1	0	55
4/9	* NICHOLLS	W 5.0	5	2	2	0	6	70
4/15	* at SFA	L 3.0	2	2	2	1	2	48
4/23	* at UCA	ND 3.1	5	3	2	1	5	56
5/2	HOUSTON	W 1.0	0	0	0	0	0	7
5/7	at SLU	S 2.0	1	0	0	0	4	22
5/10	DBU	-- 0.1	1	0	0	0	0	7
5/12	at HBU	-- 0.1	1	0	0	0	0	5
5/16	* at Texas A&M	W 6.2	6	2	2	0	6	89
5/26	vs. UNO	-- 1.0	2	1	0	0	0	13
5/27	* vs. UCA	W 5.2	3	2	2	0	5	95
6/2	vs. Arizona	-- 0.2	2	0	0	0	0	5
6/4	* at Texas Tech	ND 2.1	4	2				

MLB DRAFT STREAK EXTENDED TO 11

Sam Houston relief pitcher Greg Belton was selected in the 27th round of the Major League Baseball Draft in June by the Los Angeles Angels of Anaheim. The right-hander became the 54th Bearkat to be chosen in the draft while moving the streak of Sam Houston players drafted to 11 straight years.

STARTING PITCHING BACKED WITH TALENT

Sam Houston returns all three members of its 2016 weekend rotation including D1Baseball.com Freshman All-American **Riley Gossett**, Southland Conference Tournament MVP **Heath Donica** and **Dakota Mills**. The trio combined to post a 19-7 record in 248.1 innings pitched alongside a 3.15 ERA.

STATISTICALLY SPEAKING

Sam Houston starting pitcher **Heath Donica** finished the 2016 season ranked 18th nationally in victories (10) and 20th for complete games (4). Third baseman **Andrew Fregia** took 11th in the country with seven triples while **Bryce Johnson** collected 90 hits to finish ranked 20th nationally.

KATS BOOST STRONG PRESENCE IN PRO BALL

With Opening Day underway in Minor League Baseball, 11 Sam Houston alums are active in the ranks of professional baseball this season. Right-handed pitcher **Ryan Tepera** represents the Kats in the major leagues with the Toronto Blue Jays. **Ryan O'Hearn** and **Corey Toups** begin their seasons at Triple-A Omaha (Kansas City Royals), ranked as the organization's No. 8 and No. 25 prospects. **Tyler Eppler** is touted as the Pittsburgh Pirates' No. 27 prospect and starts at Triple-A Indianapolis.

Name	Pos.	Level	Team	SHSU
Ryan Tepera	RHP	MLB	Toronto Blue Jays	2008-09
Ryan O'Hearn	1B/OF	AAA	Omaha Storm Chasers	2012-14
Corey Toups	SS	AAA	Omaha Storm Chasers	2012-14
Cody Dickson	LHP	AAA	Indianapolis Indians	2011-13
Tyler Eppler	RHP	AAA	Indianapolis Indians	2013-14
Dustin Martin	OF	AAA	Tojos de Tijuana (Mexican League)	2003-06
Caleb Smith	LHP	AA	Trenton Thunder	2011-13
Ryan Brinley	RHP	AA	Harrisburg Senators	2014-15
Greg Belton	RHP	A	Burlington Bees	2015-16
Logan Boyd	LHP	A	Greenville Drive	2013-15
Alex Bisacca	RHP	A	Tampa Yankees	2014-15

SAM HOUSTON IN NATIONAL RANKINGS

DATE	BA	NCBWA	CB	USA	D1	PG
PS	NR	RV	23	RV	NR	28
Feb. 20	NR	RV	18	-	NR	NR
Feb. 27	NR	NR	NR	-	NR	NR
Mar. 6	NR	RV	NR	NR	NR	NR
Mar. 13	NR	NR	NR	NR	NR	NR
Mar. 20	NR	RV	NR	RV	NR	NR
Mar. 27	NR	RV	NR	RV	NR	NR
Apr. 3	NR	RV	NR	RV	NR	NR
Apr. 10	NR	RV	29	RV	NR	NR
Apr. 17	NR	RV	NR	NR	NR	NR
Apr. 24	NR	NR	NR	NR	NR	NR
May 1	NR	RV	NR	NR	NR	NR
May 8	NR	RV	NR	NR	NR	NR
May 15	NR	NR	NR	NR	NR	NR
May 22	NR	NR	NR	NR	NR	-
May 29	NR	RV	27	RV	NR	NR
June 7	-	14	13	-	-	-

NATIONAL POLLS

BA	Baseball America
CB	Collegiate Baseball
NCBWA	National Collegiate Baseball Writers Association
USA	USA Today Coaches
PG	Perfect Game
D1	D1Baseball.com

MOST RECENT RANKING IN EACH POLL

Poll	Date	Ranking
NCBWA	June 7	14
USA Today	May 29	RV
Collegiate Baseball	June 7	13
Perfect Game	Preseason	28

NATIONAL RANKINGS

**BASEBALL AMERICA
(May 29)**

- Oregon State
- North Carolina
- Texas Tech**
- LSU
- Florida
- Louisville
- TCU
- Long Beach State
- Stanford
- Kentucky
- Arkansas
- Virginia
- Wake Forest
- Southern Miss
- Florida State
- Houston**
- Cal State Fullerton
- Arizona**
- Clemson
- Mississippi State
- Texas**
- UCF
- Auburn
- Florida Gulf Coast
- Nebraska

**COLLEGIATE BASEBALL
(June 7)**

- Oregon State
- LSU
- Florida
- Louisville
- TCU
- Long Beach St.
- Kentucky
- Missouri St.
- Wake Forest
- Florida State**
- Mississippi St.
- Cal St. Fullerton
- SAM HOUSTON**
- Vanderbilt
- Texas A&M**
- Davidson
- North Carolina
- Stanford
- Texas Tech**
- Dallas Baptist**
- Virginia
- Arkansas
- Southern Mississippi
- Arizona**
- Clemson
- South Alabama
- Houston**
- Texas**
- Auburn
- NC State

**NCBWA
(June 7)**

- Oregon State
- LSU
- Louisville
- Florida
- TCU
- Long Beach State
- Kentucky
- Wake Forest
- Cal State Fullerton
- Florida State**
- Missouri State
- Mississippi State
- Vanderbilt
- SAM HOUSTON**
- North Carolina
- Davidson
- Texas A&M**
- Texas Tech**
- Stanford
- Texas**
- Southern Miss
- Arkansas
- Virginia
- Clemson
- Houston**
- Arizona**
- Auburn
- Dallas Baptist**
- NC State
- Bethune-Cookman

**USA TODAY COACHES
(May 29)**

- Oregon State
- North Carolina
- LSU
- Florida
- Texas Tech**
- Louisville
- TCU
- Stanford
- Long Beach State
- Kentucky
- Virginia
- Arkansas
- Southern Miss
- Wake Forest
- Clemson
- Arizona**
- Florida State**
- Mississippi State
- Cal State Fullerton
- Houston**
- Michigan
- Missouri State
- St. John's
- UCF
- Texas**

**PERFECT GAME
(May 29)**

- Oregon State
- North Carolina
- LSU
- Texas Tech**
- Florida
- Louisville
- Virginia
- TCU
- Stanford
- Long Beach State
- Kentucky
- Arkansas
- Southern Miss
- Houston**
- Cal State Fullerton
- Clemson
- Michigan
- Mississippi State
- Wake Forest
- Florida State**
- Arizona**
- UCF
- USF
- Missouri State
- Texas**

**D1BASEBALL
(May 29)**

- Oregon State
- North Carolina
- LSU
- Florida
- Texas Tech**
- TCU
- Louisville
- Stanford
- Long Beach State
- Southern Miss
- Kentucky
- Arkansas
- Virginia
- Wake Forest
- Houston
- Florida State**
- Mississippi State
- Arizona**
- Texas**
- Cal State Fullerton
- Clemson
- Missouri State
- UCF
- Michigan
- St. John's

Bold - 2017 opponents



DON SANDERS STADIUM

TOP-15 ATTENDANCE MARKS - SINGLE GAME

Game	Date	Attendance	Result
1. #16 Texas	Feb. 22, 2017	2,815	L, 7-2
2. #9 Texas A&M	May 1, 2012	2,036	L, 10-0
3. #5 Texas A&M	May 6, 2008	1,821	L, 13-9
4. Texas A&M	April 16, 2013	1,752	W, 9-8 (11)
5. Baylor	March 17, 2015	1,729	L, 4-3 (10)
6. Texas State	March 28, 2016	1,520	W, 8-6
7. Rice	March 28, 2017	1,517	L, 5-3
7. Texas A&M	May 4, 2010	1,517	L, 3-1
9. McNeese	April 29, 2017	1,477	L, 10-2
10. Incarnate Word	May 20, 2017	1,470	W, 15-1; 3-1
11. Baylor	April 8, 2014	1,336	W, 4-3
12. #25 Oklahoma	Feb. 27, 2016	1,263	W, 7-2
13. Nevada	Feb. 17, 2017	1,262	W, 1-0
14. Wichita State	Feb. 13, 2015	1,257	W, 8-5
15. Texas A&M	Feb. 14, 2006	1,253	L, 7-4

TOP-15 ATTENDANCE MARKS - SOUTHLAND SINGLE GAME

Game	Date	Attendance	Result
1. McNeese	April 29, 2017	1,477	L, 10-2
2. Incarnate Word	May 20, 2017	1,470	W, 15-1; 3-1
3. Stephen F. Austin	April 9, 2016	1,140	W, 8-6
4. A&M-Corpus Christi	May 3, 2015	1,132	W, 3-2
5. A&M-Corpus Christi	May 18, 2017	1,114	W, 19-1
6. McNeese	April 30, 2017	1,112	W, 8-6
7. Northwestern St.	March 30, 2014	1,102	L, 3-1
8. Stephen F. Austin	April 8, 2016	1,090	W, 7-3
9. McNeese	April 28, 2017	1,071	W, 10-9
10. Abilene Christian	April 24, 2016	1,046	W, 2-1 (13)
11. A&M-Corpus Christi	May 1, 2015	1,034	W, 3-2
12. Northwestern St.	March 19, 2016	1,032	W, 2-1
13. A&M-Corpus Christi	March 17, 2017	1,028	W, 12-3
14. Houston Baptist	May 21, 2016	1,019	W, 5-4
15. Lamar	May 16, 2015	1,015	L, 3-2 (10)

• Don Sanders Baseball Stadium, Sam Houston State University's \$5.5 million facility, opened Feb. 11, 2006, with a 16-3 victory over Texas Southern.

• Sam Houston is 241-120 (.667) all-time at The Don including a 25-9 record at the facility in 2017.

• The stadium is named to honor Houston entrepreneur and philanthropist Don Sanders who donated \$1 million to establish an endowment fund to enhance the baseball program at Sam Houston State University, Sanders' alma mater.

• Among Sam Houston's top-15 attendance marks, seven were set during 2016 or 2017.

• Sam Houston unveiled a new top-of-the-line \$300,000 video board for the 2014 season. The board is 31 feet, 10.4 inches tall by 36 feet wide and features a 20mm video display with 198 lines of resolution by 360 columns of resolution.

• Prior to the 2016 season, Sam Houston began the installation of a new 183,040-square foot AstroTurf surface. It includes 105,340-square feet of green turf, 12,750-square feet of skin area and a warning track of 19,560-square feet. The entire surface is made up entirely of turf, including areas of the infield, warning track and foul territory where dirt used to lie.

• The \$1.4 million AstroTurf project, which took roughly 2 ½ months to complete leading into the 2016 season, features logos painted in foul territory as well as the official 'SH Paw' logo placed boldly in center field.

• The seating capacity is 1,163 with the field dimensions measuring at 330 feet down the left-field line, 375 feet to left center, 400 feet to center field, 375 feet to right center and 330 feet to right field.



MATT DEGGS FILE
COACHING EXPERIENCE

Sam Houston State Bearkats
Head coach (2015-present)
 ___ 117-71 record
 ___ 2016 NCAA Lafayette Regional
 ___ 2016 Southland Conference Champions
 ___ 2016 Southland Tournament champions
 ___ 2 Southland Tournament title appearances

Louisiana Ragin' Cajuns
Assistant Coach (2013-14)
 ___ Duties: Hitting, team personnel
 ___ 101-30 Record
 ___ 2013 & 2014 NCAA Regionals
 ___ 2014 National Seed
 ___ 2014 NCAA Super Regional Host

Texas A&M Aggies
Associate Head Coach (2006-2011)
 ___ Duties: Hitting, team personnel
 ___ 199-113-2 Record
 ___ 2007, 2008, 2009 & 2010 NCAA Regionals
 ___ 2007 & 2008 NCAA Super Regionals
 ___ 2008 Big 12 Champions
 ___ 2007 & 2010 Big 12 Tournament Champions

Arkansas Razorbacks
Assistant Coach (2003-2005)
 ___ Duties: Hitting and recruiting coordinator
 ___ 119-66 Record
 ___ 2003, 2004 & 2005 NCAA Regionals
 ___ 2004 NCAA Super Regional
 ___ 2004 College World Series
 ___ 2004 SEC Co-Champions

Texarkana College
Head Coach (1998-2002)
 ___ 187-100 Record
 ___ Two TEAC Titles
 ___ School's first JUCO World Series

Northwestern State
Assistant Coach (1996-1997)
 ___ Duties: Hitting and infield
 ___ 69-50 Record
 ___ 1997 Southland Conference Champions



- Matt Deggs is in the midst of his third season as head coach at Sam Houston State after taking the helm as the program's eighth head coach on June 27, 2014.
- In 2016, led SHSU to Southland Conference regular-season championship and Southland Conference Tournament championship in the same season for the first time in program history
- Third Sam Houston coach to be named (2016) Clay Gould Southland Conference Coach of the Year
- Guided Kats to 42-22 record in 2016 and highest RPI in program history (34)
- Among Southland Conference members, the 2016 Bearkats concluded regular season ranked first in stolen bases against (7), stolen base against percentage (.350), second in fielding percentage (.973), second in batting average (.306), second in opponent batting average (.231), second in triples (11), second in stolen bases (45), third in hits (309), third in total bases (442) and third in ERA (2.95).
- Tutored five Sam Houston players who ranked in six top-20 national statistical categories in 2016
- Has overseen six Sam Houston players selected in two Major League Baseball Drafts
- Guided Bearkats to Southland Tournament title game in first season with program (2015)
- While an assistant at Louisiana, the Cajuns finished one game away from the College World Series in 2014 as the squad posted the most wins in both Sun Belt and program history (58)
- Guided two straight Louisiana offenses revered as the best in college baseball as the Ragin' Cajuns finished 2014 ranked in the top 10 in the nation in 14 offensive categories and had an OPS of .902.
- Saw UL reach highest preseason ranking in school history at No. 14 in the Baseball America poll
- The Cajuns squad cracked the Top 10 for the first time since 2000 three and later became the first team in the history of UL athletics to earn top billing in the nation in any sport with a No. 1 ranking in the Collegiate Baseball weekly poll.
- Has been part of three programs ranked inside top 5 (Louisiana, Texas A&M, Arkansas) and two programs (UL, Texas A&M) ranked No. 1 in the nation
- During a five-year stretch at Texas A&M, Deggs helped build teams that played in the NCAA College World Series, appeared in three NCAA Super Regionals, five NCAA Regionals, captured five Big 12 Championships (regular season/conference tournament) and broke a school record with five consecutive trips to the NCAA Tournament.
- Between 2007-2009, the Aggies hit .309 with 232 home runs and over 2,000 hits while driving in nearly 1,300 runs—the best three-year totals in a decade.
- One of only a handful of coaches in the nation to have won both SEC and Big 12 titles in their careers, Deggs spent three seasons at the University of Arkansas as the hitting coach and recruiting coordinator for Dave Van Horn from 2003 to 2005.
- Prior to his stint at Arkansas, Deggs tallied a record of 187-100 as the head coach at Texarkana College.

Year	Overall	Conf.	Place	Home	Road	Neutral	SLC Tourn	NCAA
2015	31-28	17-12	5th	16-7	12-16	3-5	3-2	--
2016	42-22	24-6	1st	22-6	15-13	5-3	4-1	1-2
2017	44-21	19-11		25-9	10-11	9-1	4-0	4-1
Career	117-71	60-29		63-22	37-40	17-9	11-3	5-3



Jay Sirianni
Pitching coach



Lance Harvell
Assistant Coach



Gary Miller
Assistant Coach



Hayden Nixon
Student Manager



Zach Smith
Student Manager

2017 SEASON RESULTS

Record: 44-21 Home: 25-9 Away: 11-12 Neutral: 8-0 Southland: 19-11

DATE	OPPONENT	SCORE	R-H-E	R-H-E	INNS	OVERALL	SLC	PITCHER OF RECORD	ATTEND	TIME
Feb 17, 2017	NEVADA	W 1-0	1-5-0	0-1-0	9	1-0-0	0-0-0	Donica, H. (W 1-0)	1262	2:10
Feb 18, 2017	NEVADA	4-5 L	4-7-1	5-11-3	(10)	1-1-0	0-0-0	Mikolajchak, (L 0-1)	1082	3:03
Feb 19, 2017	NEVADA	W 8-2	8-9-1	2-8-1	9	2-1-0	0-0-0	Wesneski, H. (W 1-0)	939	2:53
Feb 22, 2017	#16 TEXAS	2-7 L	2-9-1	7-6-1	9	2-2-0	0-0-0	Mills, D. (L 0-1)	2815	2:51
Feb 24, 2017	#13 LOUISIANA	0-2 L	0-2-0	2-7-0	9	2-3-0	0-0-0	Donica, H. (L 1-1)	1128	2:40
Feb 25, 2017	#13 LOUISIANA	1-6 L	1-5-2	6-13-2	9	2-4-0	0-0-0	Ballew, S. (L 0-1)	1233	2:36
Feb 26, 2017	#13 LOUISIANA	W 8-3	8-10-0	3-10-1	9	3-4-0	0-0-0	Wesneski, H. (W 2-0)	1052	2:26
Feb 28, 2017	at Texas State	W 7-4	7-9-2	4-10-3	9	4-4-0	0-0-0	Mills, D. (W 1-1)	1435	3:09
Mar 01, 2017	PEPPERDINE	W 2-1	2-3-1	1-7-0	9	5-4-0	0-0-0	Backhus, K. (W 1-0)	909	2:55
Mar 03, 2017	BRADLEY	W 7-1	7-12-2	1-6-3	9	6-4-0	0-0-0	Donica, H. (W 2-1)	906	2:25
Mar 04, 2017	BRADLEY	W 14-7	14-15-2	7-10-3	9	7-4-0	0-0-0	Cannon, J. (W 1-0)	709	2:53
Mar 04, 2017	BRADLEY	W 8-2	8-12-1	2-8-0	9	8-4-0	0-0-0	Wesneski, H. (W 3-0)	709	2:18
Mar 07, 2017	#10 BAYLOR	5-6 L	5-9-2	6-10-0	9	8-5-0	0-0-0	Sequeira, G. (L 0-1)	1183	3:22
Mar 10, 2017	LAMAR*	W 9-4	9-13-0	4-9-0	9	9-5-0	1-0-0	Donica, H. (W 3-1)	802	2:36
Mar 11, 2017	LAMAR*	W 6-4	6-13-0	4-8-1	9	10-5-0	2-0-0	Mills, D. (W 2-1)	851	2:42
Mar 12, 2017	LAMAR*	W 3-1	3-3-0	1-4-0	9	11-5-0	3-0-0	Wesneski, H. (W 4-0)	854	2:12
Mar 14, 2017	at Rice	W 6-2	6-6-1	2-5-1	9	12-5-0	3-0-0	Cannon, J. (W 2-0)	2429	2:25
Mar 17, 2017	A&M-CORPUS CHRISTI*	W 12-3	12-18-0	3-10-1	9	13-5-0	4-0-0	Donica, H. (W 4-1)	1028	2:57
Mar 18, 2017	A&M-CORPUS CHRISTI*	W 19-1	19-16-0	1-7-1	9	14-5-0	5-0-0	Ballew, S. (W 1-1)	1114	2:56
Mar 19, 2017	A&M-CORPUS CHRISTI*	W 6-3	6-8-3	3-11-1	9	15-5-0	6-0-0	Wesneski, H. (W 5-0)	902	2:35
Mar 21, 2017	UT ARLINGTON	W 14-2	14-17-1	2-7-1	9	16-5-0	6-0-0	Mills, D. (W 3-1)	1120	2:35
Mar 23, 2017	BUFFALO	3-5 L	3-7-1	5-6-0	9	16-6-0	6-0-0	Backhus, K. (L 1-1)	815	2:54
Mar 24, 2017	BUFFALO	W 20-5	20-21-0	5-9-1	9	17-6-0	6-0-0	Ballew, S. (W 2-1)	709	3:01
Mar 25, 2017	BUFFALO	4-10 L	4-9-1	10-14-1	9	17-7-0	6-0-0	Wesneski, H. (L 5-1)	954	3:00
Mar 28, 2017	RICE	3-5 L	3-7-1	5-11-1	9	17-8-0	6-0-0	Backhus, K. (L 1-2)	1517	2:50
Mar 31, 2017	at Abilene Christian*	W 13-3	13-16-1	3-6-4	9	18-8-0	7-0-0	Donica, H. (W 5-1)	675	3:03
Apr 01, 2017	at Abilene Christian*	W 14-3	14-13-1	3-6-4	9	19-8-0	8-0-0	Ballew, S. (W 3-1)	895	3:06
Apr 01, 2017	at Abilene Christian*	W 19-12	19-19-2	12-14-2	9	20-8-0	9-0-0	Robinson, D. (W 1-0)	895	5:05
Apr 04, 2017	at Texas	1-8 L	1-3-0	8-12-1	9	20-9-0	9-0-0	Mills, D. (L 3-2)	4235	2:49
Apr 07, 2017	NICHOLLS*	W 8-3	8-11-0	3-11-2	9	21-9-0	10-0-0	Donica, H. (W 6-1)	914	3:00
Apr 08, 2017	NICHOLLS*	W 6-5	6-13-3	5-12-1	9	22-9-0	11-0-0	Ballew, S. (L 4-1)	1095	2:54
Apr 09, 2017	NICHOLLS*	W 11-2	11-16-0	2-6-2	9	23-9-0	12-0-0	Mills, D. (W 4-2)	1043	2:38
Apr 11, 2017	at Baylor	W 7-4	7-8-2	4-9-2	9	24-9-0	12-0-0	Backhus, K. (W 2-2)	2004	2:47
Apr 13, 2017	at Stephen F. Austin*	W 3-2	3-7-0	2-6-0	9	25-9-0	13-0-0	Donica, H. (W 7-1)	209	2:32
Apr 14, 2017	at Stephen F. Austin*	1-5 L	1-6-2	5-8-0	9	25-10-0	13-1-0	Ballew, S. (L 4-2)	257	2:08
Apr 15, 2017	at Stephen F. Austin*	2-12 L	2-6-2	12-17-0	8	25-11-0	13-2-0	Mills, D. (L 4-3)	304	3:05
Apr 18, 2017	vs. Houston#	W 5-4	5-12-0	4-8-3	9	26-11-0	13-2-0	Wesneski, H. (W 6-1)	1298	3:20
Apr 22, 2017	at Central Arkansas*	2-3 L	2-6-2	3-6-0	(10)	26-12-0	13-3-0	Cooper, R. (L 0-1)	212	2:35
Apr 22, 2017	at Central Arkansas*	3-5 L	3-9-4	5-6-1	9	26-13-0	13-4-0	Backhus, K. (L 2-3)	212	2:32
Apr 23, 2017	at Central Arkansas*	5-7 L	5-12-3	7-12-1	9	26-14-0	13-5-0	Wesneski, H. (L 2-1)	385	2:37
Apr 25, 2017	at Houston	W 12-2	12-14-2	2-3-1	9	27-14-0	13-5-0	Hammel, M. (W 1-0)	1511	3:19
Apr 28, 2017	MCNEESE*	W 10-9	10-17-5	9-11-1	9	28-14-0	14-5-0	Backhus, K. (W 3-3)	1071	3:28
Apr 29, 2017	MCNEESE*	2-10 L	2-13-0	10-14-0	9	28-15-0	14-6-0	Ballew, S. (L 4-3)	1477	2:57
Apr 30, 2017	MCNEESE*	W 8-6	8-10-2	6-8-1	9	29-15-0	15-6-0	Wesneski, H. (W 7-2)	1112	3:01
May 02, 2017	HOUSTON	W 3-2	3-10-1	2-5-0	9	30-15-0	15-6-0	Mills, D. (W 5-3)	1185	2:38
May 05, 2017	at Southeastern La.*	1-2 L	1-9-0	2-8-0	(11)	30-16-0	15-7-0	Cooper, R. (L 0-2)	1093	2:50
May 06, 2017	at Southeastern La.*	2-3 L	2-8-0	3-7-1	9	30-17-0	15-8-0	Mikolajchak, (L 0-2)	1071	2:33
May 07, 2017	at Southeastern La.*	W 10-3	10-8-0	3-7-2	9	31-17-0	16-8-0	Wesneski, H. (W 8-2)	1066	2:56
May 10, 2017	DALLAS BAPTIST	W 7-5	7-7-1	5-13-1	9	32-17-0	16-8-0	Ballew, S. (W 5-3)	1093	2:50
May 12, 2017	at Houston Baptist*	1-2 L	1-7-2	2-8-2	(14)	32-18-0	16-9-0	Cooper, R. (L 0-3)	393	4:05
May 13, 2017	at Houston Baptist*	1-9 L	1-4-3	9-12-1	9	32-19-0	16-10-0	Backhus, K. (L 3-4)	417	2:31
May 14, 2017	at Houston Baptist*	8-9 L	8-11-0	9-15-0	9	32-20-0	16-11-0	Mikolajchak, (L 0-3)	456	3:11
May 16, 2017	at Texas A&M	W 8-2	8-10-2	2-6-0	9	33-20-0	16-11-0	Mills, D. (W 6-3)	4968	2:44
May 18, 2017	INCARNATE WORD*	W 15-1	15-20-0	1-5-1	9	34-20-0	17-11-0	Donica, H. (W 8-1)	830	2:32
May 19, 2017	INCARNATE WORD*	W 10-4	10-15-0	4-8-0	9	35-20-0	18-11-0	Wesneski, H. (W 9-2)	1470	2:05
May 19, 2017	INCARNATE WORD*	W 3-1	3-7-0	1-8-1	9	36-20-0	19-11-0	Ballew, S. (W 6-3)	1470	2:24
May 24, 2017	vs Stephen F. Austin	W 13-1	13-14-1	1-3-2	7	37-20-0	19-11-0	Donica, H. (W 9-1)	0	2:02
May 25, 2017	vs Southeastern La.	W 8-4	8-11-2	4-6-2	9	38-20-0	19-11-0	Backhus, K. (W 4-4)	1492	2:32
May 26, 2017	vs New Orleans	W 7-1	7-11-2	1-6-1	9	39-20-0	19-11-0	Cooper, R. (W 1-3)	1572	2:47
May 27, 2017	vs Central Arkansas	W 9-4	9-12-3	4-6-2	9	40-20-0	19-11-0	Mills, D. (W 7-3)	1368	2:50
June 2, 2017	vs Arizona	W 5-4	5-10-3	4-13-1	9	41-20-0	19-11-0	Cooper, R. (W 2-3)	4732	3:12
June 3, 2017	at Texas Tech	0-6 L	0-4-1	6-9-0	9	41-21-0	19-11-0	Donica, H. (L 9-2)	4732	2:52
June 4, 2017	vs Arizona	W 9-3	9-9-0	3-10-0	9	42-21-0	19-11-0	Wesneski, H. (W 10-2)	4732	3:02
June 4, 2017	at Texas Tech	W 9-8	9-14-2	8-15-3	9	43-21-0	19-11-0	Cooper, R. (3-3)	4732	3:55
June 5, 2017	vs Texas Tech	W 4-3	4-8-0	3-12-2	9	44-21-0	19-11-0	Cooper, R. (4-3)	4732	2:55

* Southland Conference game

Constellation Field - Sugar Land, Texas

() extra inning game

2017 Sam Houston State Overall Statistics

Record: 44-21 Home: 25-9 Away: 11-12 Neutral: 8-0 Conference: 19-11

Player	avg	gp-gs	ab	r	h	2b	3b	hr	rbi	tb	slg%	bb	hp	so	gdp	ob%	sf	sh	sb-att	po	a	e	fld%	
44 Johnson, Bryce	.350	65-65	254	62	89	12	5	0	43	111	.437	34	17	38	7	.456	2	6	33-40	181	9	3	.984	
9 Rojas, Robie	.347	65-64	236	46	82	15	1	7	45	120	.508	21	8	30	7	.413	4	3	7-11	460	81	15	.973	
27 Chisolm, Blake	.343	56-49	175	42	60	17	4	4	35	97	.554	23	20	52	1	.468	2	0	1-4	70	7	1	.987	
8 Hearn, Hunter	.329	62-59	207	42	68	12	4	2	40	94	.454	19	7	39	9	.400	2	0	3-4	255	19	6	.979	
7 Fregia, Andrew	.310	65-65	271	46	84	10	5	7	47	125	.461	19	5	57	1	.365	1	4	14-17	61	143	15	.932	
17 Beene, Taylor	.301	65-65	196	36	59	6	1	2	39	73	.372	25	21	32	9	.427	4	17	7-8	87	156	11	.957	
47 Harp, Clayton	.297	62-55	219	45	65	12	3	5	50	98	.447	30	3	59	2	.383	4	1	6-10	74	3	1	.987	
5 Miles, Lance	.283	58-57	212	36	60	13	0	1	33	76	.358	22	5	27	2	.363	1	9	8-10	95	167	12	.956	
2 McKnight, Riley	.239	62-49	159	33	38	4	3	1	22	51	.321	20	7	37	2	.349	0	17	11-18	244	24	2	.993	

14 Southerland, Hunter	.412	18-1	17	1	7	1	0	0	4	8	.471	1	0	6	0	.444	0	0	0-0	31	4	0	1.000	
42 Biles, Josh	.257	27-10	35	3	9	3	1	1	7	17	.486	5	3	13	1	.386	1	0	0-0	8	0	1	.889	
3 Grisham, Jaxxon	.243	52-26	107	23	26	2	1	1	13	33	.308	19	3	22	2	.361	4	2	3-4	102	3	0	1.000	
1 Odom, Mac	.239	52-13	46	19	11	0	0	0	7	11	.239	14	1	17	0	.419	1	7	8-10	35	1	2	.947	
33 Williams, Mike	.208	19-5	24	1	5	1	0	0	0	6	.250	3	0	10	0	.296	0	1	1-2	8	0	0	1.000	
32 Austin, Cross	.125	13-2	16	0	2	0	0	0	2	2	.125	0	0	4	1	.111	2	0	0-0	13	0	0	1.000	
15 VanDyke, Nate	.000	7-0	7	0	0	0	0	0	2	0	.000	1	0	2	0	.111	1	1	0-0	0	0	0	.000	
4 Adams, Austin	.000	4-0	2	0	0	0	0	0	0	0	.000	1	0	1	0	.333	0	0	0-0	0	0	0	.000	
16 Miller, Garrett	.000	4-0	0	2	0	0	0	0	0	0	.000	0	0	0	0	.000	0	0	0-0	0	0	0	.000	
Totals	.305	65	2183	437	665	108	28	31	389	922	.422	257	100	446	44	.398	29	68	102-138	1749	699	77	.970	
Opponents	.255	65	2213	273	565	80	13	49	242	818	.370	190	59	507	39	.329	12	32	30-54	1687	722	74	.970	

LOB - Team (513), Opp (485). DPs turned - Team (51), Opp (57). CI - Team (1), Rojas, R. 1. IBB - Team (2), Harp, C. 1, Miles, L. 1, Opp (12). Picked off - McKnight, R. 2, Hearn, H. 2, Beene, T. 2, Grisham, J. 1, Chisolm, B. 1, Miles, L. 1, Johnson, B. 1, Harp, C. 1.

(All games Sorted by Earned run avg)

Player	era	w-l	app	gs	cg	sho	sv	ip	h	r	er	bb	so	2b	3b	hr	b/avg	wp	hp	bks	sfa	sha
18 Donica, Heath	1.91	9-2	16	15	2	1/0	0	108.1	80	29	23	29	106	11	1	6	.208	3	14	1	0	7
23 Wesneski, Hayden	3.80	10-2	18	13	0	0/0	0	83.0	85	44	35	21	46	10	0	7	.263	7	6	0	2	5
11 Ballew, Seth	3.96	6-3	17	14	0	0/0	0	72.2	75	36	32	33	58	11	4	6	.272	3	3	2	2	6
41 Mills, Dakota	4.20	7-3	21	13	0	0/0	1	70.2	76	38	33	7	55	12	1	13	.270	3	2	0	2	1

27 Chisolm, Blake	0.00	0-0	2	0	0	0/0	0	1.0	1	0	0	0	0	0	0	0	.250	1	0	0	0	0
10 Demco, Brad	2.95	0-0	13	1	0	0/0	0	18.1	16	8	6	14	21	3	0	0	.232	5	2	1	0	1
21 Mikolajchak, N.	3.14	0-3	31	0	0	0/0	13	28.2	28	10	10	10	32	7	0	0	.252	2	2	0	2	1
12 Cooper, Riley	3.28	4-3	23	0	0	0/0	1	46.2	38	19	17	10	42	6	2	3	.218	2	5	1	0	2
25 Cannon, Jordan	3.32	2-0	20	1	0	0/0	0	21.2	26	11	8	6	12	0	1	2	.299	6	5	0	2	2
30 Robinson, Dominic	4.11	1-0	22	1	0	0/0	3	35.0	43	18	16	14	36	8	1	5	.314	2	2	1	1	3
19 Backhus, Kyle	4.18	4-4	27	5	0	0/0	2	56.0	54	30	26	27	61	3	3	3	.256	2	12	0	0	3
34 Cameron, Colin	5.06	0-0	14	1	0	0/0	1	16.0	14	10	9	6	19	1	0	3	.226	4	2	0	0	0
29 Sequeira, Gabriel	5.56	0-1	8	1	0	0/0	0	11.1	12	9	7	6	8	4	0	0	.286	1	3	0	1	0
40 Hammel, Mark	6.59	1-0	13	0	0	0/0	0	13.2	17	11	10	7	11	4	0	1	.327	2	1	0	0	1
Totals	3.58	44-21	65	65	2	1/0	21	583.0	565	273	232	190	507	80	13	49	.255	43	59	6	12	32
Opponents	6.16	21-44	65	65	2	2/2	4	562.1	665	437	385	257	446	108	28	31	.305	44	100	6	29	68

PB - Team (8), Rojas, R. 8, Opp (14). Pickoffs - Team (7), Rojas, R. 4, Backhus, K. 1, Ballew, S. 1, Donica, H. 1, Opp (11). SBA/ATT - Rojas, R. (30-53), Donica, H. (6-10), Backhus, K. (3-9), Ballew, S. (5-8), Mills, D. (3-6), Demco, B. (1-4), Cooper, R. (3-4), Mikolajchak, (3-3), Hammel, M. (1-2), Cameron, C. (2-2), Robinson, D. (1-2), Sequeira, G. (1-2), Cannon, J. (1-1), Wesneski, H. (0-1).

2017 NCAA Lubbock Regional Statistics

Record: 4-1 Home: 0-0 Away: 1-1 Neutral: 3-0 Conference: 0-0

Player	avg	gp-gs	ab	r	h	2b	3b	hr	rbi	tb	slg%	bb	hp	so	gdp	ob%	sf	sh	sb-att	po	a	e	fld%
8 Hearn, Hunter	.471	5-5	17	4	8	1	0	0	2	9	.529	1	2	3	1	.550	0	0	0-1	27	5	0	1.000
9 Rojas, Robie	.412	5-5	17	5	7	3	0	1	4	13	.765	1	3	6	0	.524	0	0	2-2	38	4	0	1.000
3 Grisham, Jaxxon	.364	4-3	11	3	4	0	0	0	1	4	.364	3	0	3	0	.500	0	0	1-1	1	0	0	1.000
44 Johnson, Bryce	.353	5-5	17	4	6	1	0	0	4	7	.412	2	2	3	1	.476	0	0	3-3	17	0	0	1.000
47 Harp, Clayton	.263	5-5	19	3	5	1	0	0	5	6	.316	2	0	5	0	.333	0	0	0-0	8	0	1	.889
5 Miles, Lance	.235	5-5	17	2	4	0	0	0	0	4	.235	2	0	4	0	.316	0	2	0-0	2	18	2	.909
7 Fregia, Andrew	.200	5-5	20	2	4	1	0	0	3	5	.250	1	0	7	0	.238	0	0	1-2	14	8	1	.957
17 Beene, Taylor	.167	5-5	18	2	3	1	0	0	4	4	.222	1	1	5	2	.250	0	0	1-1	6	7	1	.929
2 McKnight, Riley	.167	5-5	18	2	3	0	0	0	1	3	.167	2	0	8	0	.250	0	0	1-2	17	2	0	1.000

27 Chisolm, Blake	.111	3-2	9	0	1	1	0	0	0	2	.222	0	1	4	0	.200	0	0	0-0	0	1	0	1.000
14 Southerland, Hunter	.000	1-0	0	0	0	0	0	0	0	0	.000	0	0	0	0	.000	0	0	0-0	1	0	0	1.000
1 Odom, Mac	.000	4-0	0	0	0	0	0	0	0	0	.000	0	0	0	0	.000	0	1	0-0	2	0	0	1.000
Totals	.276	5	163	27	45	9	0	1	24	57	.350	15	9	48	4	.369	0	3	9-12	135	50	6	.969
Opponents	.309	5	191	24	59	14	1	6	23	93	.487	13	5	36	2	.368	0	0	1-2	129	55	6	.968

LOB - Team (34), Opp (50). DPs turned - Team (3), Opp (7). IBB - Team (0), Opp (2). Picked off - Hearn, H. 1.

(NCAA Regional Stats Sorted by Earned run avg)

Player	era	w-l	app	gs	cg	sho	sv	ip	h	r	er	bb	so	2b	3b	hr	b/avg	wp	hp	bk	sfa	sha
23 Wesneski, Hayden	1.50	1-0	1	0	0	0/0	0	6.0	7	1	1	0	3	2	0	1	.292	0	2	0	0	0
11 Ballew, Seth	3.60	0-0	2	2	0	0/0	0	5.0	5	2	2	3	1	2	0	0	.263	0	1	0	0	0
18 Donica, Heath	4.91	0-1	2	1	0	0/0	0	7.1	11	6	4	2	6	2	0	3	.333	1	1	0	0	0
12 Cooper, Riley	5.91	3-0	3	0	0	0/0	0	10.2	14	7	7	0	9	4	1	0	.304	1	1	1	0	0

10 Demco, Brad	0.00	0-0	1	0	0	0/0	0	1.1	0	0	0	2	3	0	0	0	.000	1	0	0	0	0
34 Cameron, Colin	0.00	0-0	1	0	0	0/0	0	0.2	0	0	0	0	0	0	0	0	.000	0	0	0	0	0
19 Backhus, Kyle	2.08	0-0	2	1	0	0/0	0	4.1	6	1	1	2	4	1	0	0	.316	1	0	0	0	0
21 Mikolajchak, N.	5.40	0-0	3	0	0	0/0	3	3.1	5	2	2	2	6	2	0	0	.333	0	0	0	0	0
41 Mills, Dakota	5.40	0-0	3	1	0	0/0	0	3.1	7	2	2	0	1	1	0	1	.438	1	0	0	0	0
25 Cannon, Jordan	6.75	0-0	2	0	0	0/0	0	1.1	2	1	1	0	1	0	0	0	.333	0	0	0	0	0
30 Robinson, Dominic	10.80	0-0	2	0	0	0/0	0	1.2	2	2	2	2	2	0	0	1	.286	0	0	0	0	0
Totals	4.40	4-1	5	5	0	0/0	3	45.0	59	24	22	13	36	14	1	6	.309	5	5	1	0	0
Opponents	4.60	1-4	5	5	0	1/1	0	43.0	45	27	22	15	48	9	0	1	.276	3	9	0	0	3

PB - Team (1), Rojas, R. 1, Opp (1). Pickoffs - Team (0), Opp (1). SBA/ATT - Rojas, R. (1-2), Cooper, R. (1-1), Backhus, K. (0-1).

TEAM GAME HIGHS**BATTING**

At bats:.....44	vs Incarnate Word (May 18, 2017)
Runs scored:.....20	vs Buffalo (Mar 24, 2017)
Hits:.....21	vs Buffalo (Mar 24, 2017)
RBI's:.....19	vs A&M-Corpus Christi (Mar 18, 2017)
.....19	vs Buffalo (Mar 24, 2017)
Doubles:.....7	vs Buffalo (Mar 24, 2017)
Triples:.....3	vs UT Arlington (Mar 21, 2017)
.....3	at Houston (Apr 25, 2017)
Home runs:.....5	vs Nicholls (Apr 09, 2017)
Total bases:.....36	vs Nicholls (Apr 09, 2017)
Walks:.....11	vs A&M-Corpus Christi (Mar 18, 2017)
Strikeouts:.....14	at Southeastern La. (May 05, 2017)
Sac hits:.....6	vs Bradley (Mar 03, 2017)
Sac flies:.....2	(4 games)
Stolen bases:.....8	at Abilene Christian (Mar 31, 2017)
Hit by pitch:.....5	at Southeastern La. (May 07, 2017)
Caught stealing:.....4	at Houston Baptist (May 12, 2017)
Runners LOB:.....14	vs Houston (Apr 18, 2017 at Sugar Land, Texas)
.....14	vs McNeese (Apr 29, 2017)
Hit into DP:.....3	vs McNeese (Apr 29, 2017)

FIELDING

Putouts:.....41	at Houston Baptist (May 12, 2017)
Assists:.....25	at Houston Baptist (May 12, 2017)
Errors:.....5	vs McNeese (Apr 28, 2017)
Passed balls:.....1	(8 games)
DPs turned:.....3	(4 games)

PITCHING

Innings pitched:.....13.2	at Houston Baptist (May 12, 2017)
Runs allowed:.....12	at Abilene Christian (Apr 01, 2017)
.....12	at Stephen F. Austin (Apr 15, 2017)
Earned runs:.....11	at Abilene Christian (Apr 01, 2017)
Walks allowed:.....8	at Stephen F. Austin (Apr 15, 2017)
Strikeouts:.....15	at Abilene Christian (Apr 01, 2017)
Hits allowed:.....17	at Stephen F. Austin (Apr 15, 2017)
Doubles allowed:.....7	at Abilene Christian (Apr 01, 2017)
Triples allowed:.....2	vs Buffalo (Mar 24, 2017)
.....2	vs Houston (Apr 18, 2017 at Sugar Land, Texas)
Homers allowed:.....3	(2 games)
Wild pitches:.....3	vs Buffalo (Mar 23, 2017)
Hit batters:.....5	at Houston Baptist (May 13, 2017)

INDIVIDUAL GAME HIGHS**BATTING**

At bats:.....6	(17 games)
Runs scored:.....5	Johnson, Bryce vs A&M-Corpus Christi (Mar 18, 2017)
.....5	Harp, Clayton vs A&M-Corpus Christi (Mar 18, 2017)
Hits:.....5	Chisolm, Blake at Abilene Christian (Apr 01, 2017)
RBI's:.....6	Hearn, Hunter vs Buffalo (Mar 24, 2017)
Doubles:.....2	(12 games)
Triples:.....2	Chisolm, Blake at Abilene Christian (Apr 01, 2017)
.....2	Hearn, Hunter at Abilene Christian (Apr 01, 2017)
Home runs:.....1	(30 games)
Total bases:.....11	Chisolm, Blake at Abilene Christian (Apr 01, 2017)
Walks:.....3	(7 games)
Strikeouts:.....4	Harp, Clayton at Stephen F. Austin (Apr 13, 2017)
.....4	Chisolm, Blake at Southeastern La. (May 05, 2017)
Sac hits:.....2	(4 games)
Sac flies:.....2	Rojas, Robie vs Baylor (Mar 07, 2017)
Stolen bases:.....3	(4 games)
Hit by pitch:.....2	(13 games)
Caught stealing:.....2	Chisolm, Blake vs A&M-Corpus Christi (Mar 19, 2017)
Runners LOB:.....6	Miles, Lance vs Bradley (Mar 03, 2017)
.....6	Beene, Taylor vs A&M-Corpus Christi (Mar 18, 2017)
.....6	Miles, Lance vs McNeese (Apr 29, 2017)

FIELDING

Putouts:.....18	McKnight, Riley at Abilene Christian (Mar 31, 2017)
Assists:.....9	Beene, Taylor vs Nicholls (Apr 07, 2017)
Errors:.....3	Rojas, Robie vs Nicholls (Apr 08, 2017)
Passed balls:.....1	(7 games)

PITCHING

Innings pitched: 10.0	Donica, Heath at Southeastern La. (May 05, 2017)
Runs allowed:.....6	(5 games)
Earned runs:.....6	Wesneski, Hayden vs Buffalo (Mar 25, 2017)
.....6	Backhus, Kyle at Houston Baptist (May 13, 2017)
Walks allowed:.....5	(4 games)
Strikeouts:.....14	Donica, Heath vs Nevada (Feb 17, 2017)
Hits allowed:.....9	Ballew, Seth vs Buffalo (Mar 24, 2017)
.....9	Wesneski, Hayden vs Buffalo (Mar 25, 2017)
.....9	Robinson, Dominic at Baylor (Apr 11, 2017)
Doubles allowed:.....3	(4 games)
Triples allowed:.....2	Ballew, Seth vs Buffalo (Mar 24, 2017)
Homers allowed:.....3	Donica, Heath vs Texas Tech (June 03, 2017)
Wild pitches:.....2	Wesneski, Hayden vs Incarnate Word (May 19, 2017)
Hit batters:.....2	(11 games)

GAME-BY-GAME OFFENSIVE STATISTICS

DATE	OPPONENT	AB	R	H	RBI	2B	3B	HR	TB	BB	IBB	SB	CS	HBP	SAC	SF	GDP	K	PO	A	E	LOB	AVG.
Feb 17, 2017	NEVADA	26	1	5	1	0	0	0	5	2	0	2	0	0	1	1	1	7	27	13	0	5	.192
Feb 18, 2017	NEVADA	34	4	7	2	0	0	0	7	1	0	1	0	0	1	1	0	5	30	11	1	3	.200
Feb 19, 2017	NEVADA	30	8	9	7	6	0	1	18	7	0	1	0	0	2	0	0	1	27	12	1	7	.233
Feb 22, 2017	TEXAS	33	2	9	2	0	0	0	9	5	0	0	0	1	0	0	2	11	27	9	1	10	.244
Feb 24, 2017	LOUISIANA	27	0	2	0	1	0	0	3	3	0	2	0	1	2	0	0	9	27	11	0	6	.213
Feb 25, 2017	LOUISIANA	30	1	5	1	0	0	0	5	1	0	0	0	0	2	0	0	12	27	19	2	5	.206
Feb 26, 2017	LOUISIANA	30	8	10	7	3	1	0	15	1	0	2	2	1	3	0	1	7	27	10	0	3	.224
Feb 28, 2017	at Texas State	32	7	9	6	2	0	1	14	8	0	5	1	0	2	0	0	8	27	8	2	8	.231
Mar 01, 2017	PEPPERDINE	23	2	3	1	0	0	0	3	9	0	0	1	1	1	0	0	8	27	10	1	8	.223
Mar 03, 2017	BRADLEY	33	7	12	4	1	0	0	13	2	0	4	0	2	6	0	1	3	27	13	2	12	.238
Mar 04, 2017	BRADLEY	37	14	15	12	4	1	2	27	8	0	4	0	0	1	2	0	5	27	15	2	10	.257
Mar 04, 2017	BRADLEY	33	8	12	8	3	1	0	17	1	0	4	0	2	1	1	0	2	27	8	1	6	.266
Mar 07, 2017	BAYLOR	31	5	9	5	1	0	0	10	6	0	1	0	4	1	2	0	8	27	10	2	12	.268
Mar 10, 2017	LAMAR	34	9	13	9	2	2	0	19	3	0	0	1	2	0	1	1	4	27	7	0	7	.277
Mar 11, 2017	LAMAR	34	6	13	5	1	0	1	17	2	0	1	2	1	0	0	1	8	27	5	0	7	.285
Mar 12, 2017	LAMAR	26	3	3	3	1	0	0	4	6	0	2	0	0	0	1	0	7	27	16	0	6	.276
Mar 14, 2017	at Rice	30	6	6	5	1	0	0	7	3	0	0	0	0	1	1	2	7	27	10	1	2	.272
Mar 17, 2016	A&M-CORPUS CHRISTI	41	12	18	10	4	1	0	24	3	0	1	0	1	0	0	1	5	27	11	0	9	.284
Mar 18, 2017	A&M-CORPUS CHRISTI	40	19	16	19	2	1	2	26	11	0	3	0	4	0	0	0	4	27	7	0	12	.291
Mar 19, 2017	A&M-CORPUS CHRISTI	28	6	8	4	2	0	0	10	4	0	2	2	2	1	0	0	6	27	11	3	5	.291
Mar 21, 2017	UT ARLINGTON	36	14	17	12	0	3	0	23	3	0	2	1	2	2	2	0	5	27	13	1	7	.301
Mar 23, 2017	BUFFALO	33	3	7	3	1	0	0	8	4	0	1	0	1	0	1	0	9	27	4	1	9	.297
Mar 24, 2017	BUFFALO	42	20	21	19	7	2	1	35	6	0	1	0	2	1	1	2	5	27	10	0	8	.308
Mar 25, 2017	BUFFALO	34	4	9	4	2	1	0	13	7	0	2	0	2	1	0	0	3	27	12	1	13	.306
Mar 28, 2017	RICE	29	3	7	3	0	0	1	10	5	0	0	2	0	1	0	2	8	27	11	1	5	.304
Mar 31, 2017	at Abilene Christian	41	13	16	11	2	1	0	20	3	0	8	1	4	1	1	0	5	27	17	1	10	.308
Apr 01, 2017	at Abilene Christian	40	14	13	13	4	2	0	21	8	0	5	0	1	2	0	0	7	27	14	1	10	.309
Apr 01, 2017	at Abilene Christian	42	19	19	15	0	2	2	29	10	0	7	1	1	2	0	0	12	27	6	2	9	.315
Apr 04, 2017	at Texas	29	1	3	1	0	0	0	3	4	0	0	1	1	0	0	0	8	24	7	0	6	.309
Apr 07, 2017	NICHOLLS	34	8	11	5	1	0	0	12	2	0	0	2	1	0	0	2	6	27	15	0	5	.309
Apr 08, 2017	NICHOLLS	35	6	13	6	6	1	1	24	1	0	0	0	1	0	0	1	4	27	15	3	7	.312
Apr 09, 2017	NICHOLLS	40	11	16	10	5	0	5	36	2	0	0	0	1	0	1	1	6	27	13	0	9	.315
Apr 11, 2017	at Baylor	34	7	8	7	1	0	1	12	4	0	1	0	0	1	1	1	8	27	12	2	6	.312
Apr 13, 2017	at Stephen F. Austin	28	3	7	3	0	0	0	7	7	0	1	1	3	3	0	1	6	27	13	0	11	.311
Apr 14, 2017	at Stephen F. Austin	31	1	6	1	2	0	0	8	6	0	0	0	0	0	1	0	4	24	11	2	10	.308
Apr 15, 2017	at Stephen F. Austin	27	2	6	2	2	0	0	8	4	0	0	1	1	0	0	2	7	22	9	2	6	.306
Apr 18, 2017	vs Houston	38	5	12	4	1	0	0	13	5	0	0	1	2	0	1	0	3	27	16	0	14	.306
Apr 22, 2017	at Central Arkansas	33	2	6	2	0	0	0	6	5	0	0	0	0	1	0	0	12	29	17	2	7	.303
Apr 22, 2017	at Central Arkansas	36	3	9	3	1	1	0	12	1	0	0	0	0	0	0	0	6	24	8	4	7	.301
Apr 23, 2017	at Central Arkansas	37	5	12	4	1	0	0	13	3	0	3	0	2	0	1	1	5	24	14	3	11	.302
Apr 25, 2017	at Houston	39	12	14	11	1	3	1	24	2	0	2	0	2	1	1	0	10	27	12	2	6	.304
Apr 28, 2017	MCNEESE	39	10	17	10	1	1	0	20	4	0	3	1	1	0	0	1	8	27	14	5	9	.307
Apr 29, 2017	MCNEESE	36	2	13	2	1	0	0	14	3	0	0	0	3	0	1	3	3	27	8	0	14	.309
Apr 30, 2017	MCNEESE	31	8	10	7	1	0	1	14	6	0	2	1	1	1	1	0	6	27	8	2	8	.309
May 02, 2017	HOUSTON	31	3	10	3	4	0	1	17	0	0	2	0	3	1	0	0	10	27	12	1	8	.309
May 05, 2017	at Southeastern La.	39	1	9	1	0	0	0	9	3	0	0	0	0	2	0	1	14	32	15	0	10	.307
May 06, 2017	at Southeastern La.	34	2	8	2	0	1	0	10	1	1	1	0	0	1	0	1	8	24	11	0	7	.306
May 07, 2017	at Southeastern La.	31	10	8	10	1	1	1	14	7	0	1	1	5	4	1	1	8	27	13	0	11	.305
May 10, 2017	DALLAS BAPTIST	25	7	7	6	1	0	0	8	3	0	0	1	3	2	2	2	9	27	8	1	4	.304
May 12, 2017	at Houston Baptist	43	1	7	0	2	0	0	9	8	0	0	4	1	3	0	1	10	41	25	2	12	.301
May 13, 2017	at Houston Baptist	29	1	4	1	1	0	0	5	0	0	0	0	3	1	0	2	4	24	5	3	5	.298
May 14, 2017	at Houston Baptist	35	8	11	6	3	0	2	20	2	0	2	1	4	2	0	0	8	26	6	0	8	.298
May 16, 2017	at Texas A&M	32	8	10	7	1	0	1	14	4	0	3	1	3	2	0	1	4	27	6	2	6	.299
May 18, 2017	INCARNATE WORD	44	15	20	14	3	0	1	26	2	0	3	0	4	0	1	0	5	27	7	0	12	.302
May 19, 2017	INCARNATE WORD	36	10	15	9	3	1	1	23	3	0	0	2	3	0	0	1	4	27	14	0	8	.305
May 19, 2017	INCARNATE WORD	30	3	7	3	0	0	0	7	4	1	5	0	1	1	1	0	5	27	6	0	10	.303
May 24, 2017	vs Stephen F. Austin	30	13	14	12	2	0	2	22	3	0	1	0	1	0	0	1	6	21	6	1	3	.306
May 25, 2017	vs Southeastern La.	35	8	11	7	2	0	0	13	1	0	1	0	2	0	0	0	6	27	10	2	6	.306
May 26, 2017	vs New Orleans	34	7	11	6	2	1	1	18	5	0	0	0	2	1	1	1	9	27	5	2	9	.306
May 27, 2017	vs Central Arkansas	36	9	12	9	0	0	0	12	5	0	1	1	2	3	0	1	5	27	5	3	10	.307
June 02, 2017	vs Arizona	34	5	10	4	1	0	1	14	0	0	0	0	1	1	0	1	8	27	8	3	4	.307
June 03, 2017	at Texas Tech	29	0	4	0	0	0	0	4	2	0	1	2	4	0	0	0	13	27	14	1	8	.304
June 04, 2017	vs Arizona	30	9	9	9	4	0	0	13	5	0	1	1	2	0	0	2	8	27	11	0	4	.304
June 04, 2017	at Texas Tech	37	9	14	8	1	0	0	15	5	0	4	0	2	2	0	0	8	27	7	2	10	.306
June 05, 2017	vs Texas Tech	33	4	8	3	3	0	0	11	3	0	3	0	0	0	0	1	11	27	10	0	8	.305
Totals		2183	437	665	389	108	28	31	922	257	2	102	36	100	68	29	44	446	1749	699	77	513	.305

GAME-BY-GAME PITCHING STATISTICS

DATE	OPPONENT	IP	H	R	ER	BB	SO	2B	3B	HR	WP	BK	HBP	DP	IBB	Score	W	L	SV	ERA
Feb 17, 2017	NEVADA	9.0	1	0	0	2	14	0	0	0	0	0	1	1	0	1-0	1	0	0	0.00
Feb 18, 2017	NEVADA	10.0	11	5	5	4	9	0	0	2	1	0	0	0	0	4-5	1	1	0	2.37
Feb 19, 2017	NEVADA	9.0	8	2	2	2	7	0	0	1	0	0	0	0	0	8-2	2	1	0	2.25
Feb 22, 2017	TEXAS	9.0	6	7	6	5	5	1	0	2	1	0	0	0	0	2-7	2	2	0	3.16
Feb 24, 2017	LOUISIANA	9.0	7	2	2	3	14	0	0	0	0	0	1	1	0	0-2	2	3	0	2.93
Feb 25, 2017	LOUISIANA	9.0	13	6	5	4	5	1	0	1	2	1	0	2	0	1-6	2	4	0	3.27
Feb 26, 2017	LOUISIANA	9.0	10	3	3	0	3	1	0	1	0	0	0	1	0	8-3	3	4	1	3.23
Feb 28, 2017	at Texas State	9.0	10	4	3	2	9	2	0	1	0	0	1	0	0	7-4	4	4	2	3.21
Mar 01, 2017	PEPPERDINE	9.0	7	1	0	2	6	3	0	0	0	0	1	1	0	2-1	5	4	3	2.85
Mar 03, 2017	BRADLEY	9.0	6	1	0	0	9	0	0	0	0	0	2	0	0	7-1	6	4	3	2.57
Mar 04, 2017	BRADLEY	9.0	10	7	7	4	8	1	0	3	1	0	3	1	0	14-7	7	4	4	2.97
Mar 04, 2017	BRADLEY	9.0	8	2	2	3	9	2	0	0	0	0	1	1	0	8-2	8	4	4	2.89
Mar 07, 2017	BAYLOR	9.0	10	6	5	4	3	0	0	1	0	0	3	1	0	5-6	8	5	4	3.05
Mar 10, 2017	LAMAR	9.0	9	4	4	1	12	2	1	1	1	0	1	1	0	9-4	9	5	4	3.12
Mar 11, 2017	LAMAR	9.0	8	4	4	4	8	0	0	1	1	0	0	1	0	6-4	10	5	5	3.18
Mar 12, 2017	LAMAR	9.0	4	1	1	2	2	1	0	0	0	0	0	0	0	3-1	11	5	6	3.04
Mar 14, 2017	at Rice	9.0	5	2	2	0	11	1	0	1	0	0	2	0	0	6-2	12	5	6	2.98
Mar 17, 2017	A&M-CORPUS CHRISTI	9.0	10	3	3	6	7	2	0	0	1	0	1	1	0	12-3	13	5	6	2.98
Mar 18, 2017	A&M-CORPUS CHRISTI	9.0	7	1	1	2	11	0	1	0	0	0	1	2	0	19-1	14	5	7	2.88
Mar 19, 2017	A&M-CORPUS CHRISTI	9.0	11	3	2	1	7	1	0	0	1	0	0	0	0	6-3	15	5	7	2.83
Mar 21, 2017	UT ARLINGTON	9.0	7	2	2	3	3	0	0	1	0	0	0	3	0	14-2	16	5	7	2.79
Mar 23, 2017	BUFFALO	9.0	6	5	5	5	14	0	0	0	3	0	3	0	0	3-5	16	6	7	2.89
Mar 24, 2017	BUFFALO	9.0	9	5	5	2	8	2	2	0	1	0	1	0	1	20-5	17	6	7	2.99
Mar 25, 2017	BUFFALO	9.0	14	10	10	2	7	1	0	0	2	0	3	0	0	4-10	17	7	7	3.28
Mar 28, 2017	RICE	9.0	11	5	4	0	10	1	0	2	0	0	0	0	0	3-5	17	8	7	3.31
Mar 31, 2017	at Abilene Christian	9.0	6	3	3	1	4	1	0	1	0	0	0	1	0	13-3	18	8	7	3.29
Apr 01, 2017	at Abilene Christian	9.0	6	3	2	5	4	1	0	1	0	0	1	0	0	14-3	19	8	7	3.25
Apr 01, 2017	at Abilene Christian	9.0	14	12	11	5	15	7	1	2	2	0	1	1	1	19-12	20	8	7	3.52
Apr 04, 2017	at Texas	8.0	12	8	8	2	5	3	0	1	1	0	2	1	0	1-8	20	9	7	3.69
Apr 07, 2017	NICHOLLS	9.0	11	3	3	1	5	2	0	0	0	0	0	0	0	8-3	21	9	7	3.67
Apr 08, 2017	NICHOLLS	9.0	12	5	4	3	11	2	0	1	0	1	0	1	0	6-5	22	9	8	3.68
Apr 09, 2017	NICHOLLS	9.0	6	2	2	2	7	1	1	1	0	0	1	3	0	11-2	23	9	8	3.62
Apr 11, 2017	at Baylor	9.0	9	4	2	3	8	3	0	0	1	0	0	1	0	7-4	24	9	9	3.58
Apr 13, 2017	at Stephen F. Austin	9.0	6	2	2	2	9	0	0	1	0	0	2	2	0	3-2	25	9	10	3.53
Apr 14, 2017	at Stephen F. Austin	8.0	8	5	3	1	8	1	0	1	0	1	0	1	0	1-5	25	10	10	3.53
Apr 15, 2017	at Stephen F. Austin	7.1	17	12	10	8	4	0	0	2	0	0	2	1	0	2-12	25	11	10	3.73
Apr 18, 2017	vs Houston	9.0	8	4	4	6	3	1	2	0	1	0	1	3	0	5-4	26	11	11	3.73
Apr 22, 2017	at Central Arkansas	9.2	6	3	2	3	6	0	0	0	0	0	0	0	0	2-3	26	12	11	3.68
Apr 22, 2017	at Central Arkansas	8.0	6	5	1	6	8	0	0	0	2	0	0	1	0	3-5	26	13	11	3.62
Apr 23, 2017	at Central Arkansas	8.0	12	7	4	3	8	2	0	0	2	0	0	1	0	5-7	26	14	11	3.64
Apr 25, 2017	at Houston	9.0	3	2	2	7	10	0	0	2	1	0	1	2	0	12-2	27	14	12	3.60
Apr 28, 2017	MCNEESE	9.0	11	9	7	3	12	2	0	2	0	0	4	0	0	10-9	28	14	12	3.68
Apr 29, 2017	MCNEESE	9.0	14	10	10	5	6	4	1	1	2	1	2	1	1	2-10	28	15	12	3.83
Apr 30, 2017	MCNEESE	9.0	8	6	3	3	7	1	0	0	0	0	1	0	0	8-6	29	15	13	3.81
May 02, 2017	HOUSTON	9.0	5	2	1	5	4	0	0	0	1	0	2	2	0	3-2	30	15	14	3.75
May 05, 2017	at Southeastern La.	10.2	8	2	2	2	10	1	0	0	1	0	1	0	1	1-2	30	16	14	3.69
May 06, 2017	at Southeastern La.	8.0	7	3	3	4	8	3	0	1	0	0	1	0	1	2-3	30	17	14	3.69
May 07, 2017	at Southeastern La.	9.0	7	3	3	0	8	0	0	1	1	0	0	0	0	10-3	31	17	15	3.67
May 10, 2017	DALLAS BAPTIST	9.0	13	5	5	1	7	1	1	1	1	0	0	1	0	7-5	32	17	16	3.70
May 12, 2017	at Houston Baptist	13.2	8	2	1	7	9	1	0	0	1	1	2	3	1	1-2	32	18	16	3.61
May 13, 2017	at Houston Baptist	8.0	12	9	8	1	6	3	1	0	0	0	5	0	0	1-9	32	19	16	3.70
May 14, 2017	at Houston Baptist	8.2	15	9	8	3	12	2	0	2	1	0	0	0	1	8-9	32	20	16	3.79
May 16, 2017	at Texas A&M	9.0	6	2	2	0	8	0	0	2	0	0	0	0	0	8-2	33	20	16	3.75
May 18, 2017	INCARNATE WORD	9.0	5	1	1	4	11	0	0	1	0	0	0	0	0	15-1	34	20	17	3.70
May 19, 2017	INCARNATE WORD	9.0	8	4	4	2	5	0	1	0	2	0	0	0	0	10-4	35	20	17	3.71
May 19, 2017	INCARNATE WORD	9.0	8	1	1	3	7	1	0	0	1	0	1	1	1	3-1	36	20	18	3.66
May 24, 2017	vs Stephen F. Austin	7.0	3	1	0	5	9	0	0	0	0	0	1	0	0	13-1	37	20	18	3.61
May 25, 2017	vs Southeastern La.	9.0	6	4	3	4	11	0	0	1	1	0	0	0	2	8-4	38	20	18	3.60
May 26, 2017	vs New Orleans	9.0	6	1	0	2	7	0	0	0	0	0	1	0	0	7-1	39	20	18	3.54
May 27, 2017	vs Central Arkansas	9.0	6	4	2	2	8	1	0	1	0	0	0	0	0	9-4	40	20	18	3.51
June 02, 2017	vs Arizona	9.0	13	4	4	3	8	2	1	0	0	0	0	1	0	5-4	41	20	19	3.52
June 03, 2017	at Texas Tech	9.0	9	6	4	4	9	2	0	3	2	0	1	0	1	0-6	41	21	19	3.53
June 04, 2017	vs Arizona	9.0	10	3	3	2	3	3	0	1	0	0	3	2	0	9-3	42	21	19	3.52
June 04, 2017	at Texas Tech	9.0	15	8	8	2	10	3	0	2	2	1	1	0	0	9-8	43	21	20	3.59
June 05, 2017	vs Texas Tech	9.0	12	3	3	2	6	4	0	0	1	0	0	1	0	4-3	44	21	21	3.58
Totals		583.0	565	273	232	190	507	80	13	49	43	6	59	51	12	437-273	44	21	21	3.58

STARTERS BREAKDOWN

(Win-Loss record in parenthesis)

PITCHER:

18 Donica, Heath	15	(10-5)
23 Wesneski, Hayden	13	(11-2)
11 Ballew, Seth	14	(9-5)
41 Mills, Dakota	13	(7-6)
19 Backhus, Kyle	5	(2-3)
30 Robinson, Dominic	1	(1-0)
10 Demco, Brad	1	(1-0)
34 Cameron, Colin	1	(1-0)
29 Sequeira, Gabriel	1	(1-0)
25 Cannon, Jordan	1	(1-0)

CATCHER:

9 Rojas, Robie	64	(43-21)
14 Southerland, Hunt	1	(1-0)

FIRST BASE:

8 Hearn, Hunter	26	(18-8)
2 McKnight, Riley	18	(11-7)
27 Chisolm, Blake	11	(10-1)
3 Grisham, Jaxxon	10	(5-5)

SECOND BASE:

5 Miles, Lance	50	(34-16)
2 McKnight, Riley	8	(8-0)
17 Beene, Taylor	7	(2-5)

THIRD BASE:

7 Fregia, Andrew	45	(30-15)
17 Beene, Taylor	13	(12-1)
5 Miles, Lance	7	(2-5)

SHORTSTOP:

17 Beene, Taylor	45	(30-15)
7 Fregia, Andrew	20	(14-6)

LEFT FIELD:

47 Harp, Clayton	47	(29-18)
1 Odom, Mac	10	(10-0)
33 Williams, Mike	5	(3-2)
42 Biles, Josh	2	(1-1)
8 Hearn, Hunter	1	(1-0)

CENTER FIELD:

44 Johnson, Bryce	65	(44-21)
-------------------	----	---------

RIGHT FIELD:

8 Hearn, Hunter	29	(20-9)
2 McKnight, Riley	23	(15-8)
47 Harp, Clayton	8	(6-2)
1 Odom, Mac	3	(1-2)
42 Biles, Josh	2	(2-0)

DESIGNATED HITTER:

27 Chisolm, Blake	38	(24-14)
3 Grisham, Jaxxon	16	(13-3)
42 Biles, Josh	6	(5-1)
8 Hearn, Hunter	3	(1-2)
32 Austin, Cross	2	(1-1)

GAME-BY-GAME STARTERS BY POSITION

Date	Opponent	C	1B	2B	3B	SS	LF	CF	RF	DH
2/17	Nevada	Rojas	McKnight	Miles	Fregia	Beene	Williams	Johnson	Harp	Grisham
2/18	Nevada	Rojas	McKnight	Miles	Fregia	Beene	Harp	Johnson	Hearn	Grisham
2/19	Nevada	Rojas	McKnight	Miles	Fregia	Beene	Harp	Johnson	Hearn	Grisham
2/22	Texas	Rojas	Hearn	Miles	Fregia	Beene	Harp	Johnson	McKnight	Biles
2/24	Louisiana	Rojas	McKnight	Miles	Fregia	Beene	Williams	Johnson	Harp	Grisham
2/25	Louisiana	Rojas	Grisham	Miles	Fregia	Beene	Williams	Johnson	Harp	Chisolm
2/26	Louisiana	Rojas	Hearn	Miles	Fregia	Beene	Odom	Johnson	Biles	Chisolm
2/28	at Texas State	Rojas	Hearn	Miles	Fregia	Beene	Odom	Johnson	Biles	Chisolm
3/1	Pepperdine	Rojas	McKnight	Miles	Fregia	Beene	Harp	Johnson	Odom	Chisolm
3/3	Bradley	Rojas	McKnight	Miles	Fregia	Beene	Odom	Johnson	McKnight	Chisolm
3/4	Bradley (G1)	Rojas	McKnight	Miles	Fregia	Beene	Odom	Johnson	Hearn	Chisolm
3/4	Bradley (G2)	Rojas	Grisham	Miles	Fregia	Beene	Williams	Johnson	Harp	Chisolm
3/7	Baylor	Rojas	McKnight	Miles	Fregia	Beene	Harp	Johnson	Hearn	Chisolm
3/10	Lamar*	Rojas	Hearn	Miles	Fregia	Beene	Odom	Johnson	McKnight	Chisolm
3/11	Lamar*	Rojas	Grisham	Miles	Fregia	Beene	Hearn	Johnson	McKnight	Chisolm
3/12	Lamar*	Southerland	Hearn	Miles	Fregia	Beene	Odom	Johnson	McKnight	Chisolm
3/14	at Rice	Rojas	Hearn	Miles	Fregia	Beene	Harp	Johnson	McKnight	Chisolm
3/17	A&M-Corpus Christi*	Rojas	Hearn	Miles	Fregia	Beene	Harp	Johnson	McKnight	Chisolm
3/18	A&M-Corpus Christi*	Rojas	Grisham	Miles	Fregia	Beene	Harp	Johnson	Hearn	Chisolm
3/19	A&M-Corpus Christi*	Rojas	Hearn	Miles	Fregia	Beene	Harp	Johnson	McKnight	Chisolm
3/21	UT Arlington	Rojas	Hearn	Miles	Fregia	Beene	Harp	Johnson	McKnight	Chisolm
3/23	Buffalo	Rojas	Hearn	Miles	Fregia	Beene	Harp	Johnson	McKnight	Chisolm
3/24	Buffalo	Rojas	Hearn	Miles	Fregia	Beene	Harp	Johnson	McKnight	Chisolm
3/25	Buffalo	Rojas	Grisham	Miles	Fregia	Beene	Harp	Johnson	Hearn	Chisolm
3/28	Rice	Rojas	Hearn	Miles	Fregia	Beene	Harp	Johnson	McKnight	Chisolm
3/31	at Abilene Christian*	Rojas	McKnight	Miles	Fregia	Beene	Odom	Johnson	Harp	Hearn
4/1	at Abilene Christian*	Rojas	McKnight	Miles	Fregia	Beene	Odom	Johnson	Harp	Chisolm
4/2	at Abilene Christian*	Rojas	Hearn	Miles	Fregia	Beene	Odom	Johnson	Harp	Chisolm
4/4	at Texas	Rojas	Grisham	Miles	Fregia	Beene	Harp	Johnson	Hearn	Chisolm
4/7	Nicholls*	Rojas	McKnight	Miles	Fregia	Beene	Harp	Johnson	Hearn	Chisolm
4/8	Nicholls*	Rojas	Hearn	Miles	Fregia	Beene	Williams	Johnson	Harp	Chisolm
4/9	Nicholls*	Rojas	Grisham	Miles	Fregia	Beene	Harp	Johnson	Hearn	Chisolm
4/11	at Baylor	Rojas	Grisham	Miles	Fregia	Beene	Harp	Johnson	Hearn	Chisolm
4/13	at Stephen F. Austin*	Rojas	McKnight	Miles	Fregia	Beene	Harp	Johnson	Hearn	Chisolm
4/14	at Stephen F. Austin*	Rojas	McKnight	Miles	Fregia	Beene	Harp	Johnson	Odom	Hearn
4/15	at Stephen F. Austin*	Rojas	Grisham	Miles	Fregia	Beene	Harp	Johnson	Hearn	Chisolm
4/18	vs. Houston^	Rojas	McKnight	Miles	Fregia	Beene	Odom	Johnson	Hearn	Biles
4/22	at Central Arkansas*	Rojas	McKnight	Miles	Fregia	Beene	Harp	Johnson	Odom	Hearn
4/22	at Central Arkansas*	Rojas	Grisham	Miles	Fregia	Beene	Harp	Johnson	Hearn	Chisolm
4/23	at Central Arkansas*	Rojas	Hearn	Miles	Fregia	Beene	Harp	Johnson	McKnight	Chisolm
4/25	at Houston	Rojas	Hearn	Miles	Fregia	Beene	Biles	Johnson	McKnight	Austin
4/28	McNeese*	Rojas	Hearn	Miles	Fregia	Beene	Harp	Johnson	McKnight	Biles
4/29	McNeese*	Rojas	Hearn	Miles	Fregia	Beene	Harp	Johnson	McKnight	Chisolm
4/30	McNeese*	Rojas	Hearn	Miles	Fregia	Beene	Harp	Johnson	McKnight	Biles
5/2	Houston	Rojas	Chisolm	Beene	Miles	Fregia	Harp	Johnson	Hearn	Biles
5/5	at Southeastern La.*	Rojas	McKnight	Beene	Miles	Fregia	Harp	Johnson	Hearn	Chisolm
5/6	at Southeastern La.*	Rojas	Chisolm	Beene	Miles	Fregia	Harp	Johnson	Hearn	Grisham
5/7	at Southeastern La.*	Rojas	Chisolm	McKnight	Fregia	Beene	Harp	Johnson	Hearn	Biles
5/10	Dallas Baptist	Rojas	Hearn	Beene	Miles	Fregia	Harp	Johnson	McKnight	Chisolm
5/12	at Houston Baptist*	Rojas	Hearn	Beene	Miles	Fregia	Harp	Johnson	McKnight	Chisolm
5/13	at Houston Baptist*	Rojas	Hearn	Beene	Miles	Fregia	Biles	Johnson	McKnight	Austin
5/14	at Houston Baptist*	Rojas	Hearn	Beene	Miles	Fregia	Harp	Johnson	McKnight	Chisolm
5/16	at Texas A&M	Rojas	Chisolm	McKnight	Beene	Fregia	Harp	Johnson	Hearn	Grisham
5/18	Incarnate Word*	Rojas	Chisolm	McKnight	Beene	Fregia	Harp	Johnson	Hearn	Grisham
5/19	Incarnate Word*	Rojas	Chisolm	McKnight	Beene	Fregia	Harp	Johnson	Hearn	Grisham
5/19	Incarnate Word*	Rojas	Chisolm	Miles	Beene	Fregia	Harp	Johnson	Hearn	Grisham
5/24	vs. Stephen F. Austin	Rojas	Chisolm	McKnight	Beene	Fregia	Harp	Johnson	Hearn	Grisham
5/25	vs. Southeastern La.	Rojas	Chisolm	McKnight	Beene	Fregia	Harp	Johnson	Hearn	Grisham
5/26	vs. UNO	Rojas	Chisolm	McKnight	Beene	Fregia	Harp	Johnson	Hearn	Grisham
5/27	vs. Central Arkansas	Rojas	Chisolm	McKnight	Beene	Fregia	Harp	Johnson	Hearn	Grisham
6/2	vs. Arizona	Rojas	McKnight	Miles	Beene	Fregia	Harp	Johnson	Hearn	Chisolm
6/3	at Texas Tech	Rojas	McKnight	Miles	Beene	Fregia	Harp	Johnson	Hearn	Chisolm
6/4	vs. Arizona	Rojas	Hearn	Miles	Beene	Fregia	Harp	Johnson	McKnight	Grisham
6/4	at Texas Tech	Rojas	Hearn	Miles	Beene	Fregia	Harp	Johnson	McKnight	Grisham
6/5	vs. Texas Tech	Rojas	Hearn	Miles	Beene	Fregia	Harp	Johnson	McKnight	Grisham

^ Constellation Field (Sugar Land, Texas)

* Southland Conference game

GAME-BY-GAME BATTING ORDER

Date	Opponent	Leadoff	2	3	Cleanup	5	6	7	8	9
2/17	Nevada	Fregia	Johnson	McKnight	Miles	Grisham	Rojas	Harp	Williams	Beene
2/18	Nevada	Fregia	McKnight	Johnson	Miles	Grisham	Rojas	Harp	Hearn	Beene
2/19	Nevada	Johnson	McKnight	Miles	Fregia	Grisham	Rojas	Harp	Hearn	Beene
2/22	Texas	Johnson	McKnight	Miles	Fregia	Rojas	Biles	Hearn	Harp	Beene
2/24	Louisiana	Johnson	Williams	Fregia	Rojas	Harp	Grisham	Miles	McKnight	Beene
2/25	Louisiana	Johnson	Williams	Fregia	Rojas	Harp	Grisham	Chioslm	Miles	Beene
2/26	Louisiana	Johnson	Odom	Miles	Fregia	Rojas	Chisolm	Biles	Hearn	Beene
2/28	at Texas State	Johnson	Odom	Fregia	Chisolm	Rojas	Biles	Hearn	Miles	Beene
3/1	Pepperdine	Johnson	Odom	Fregia	Chisolm	Rojas	Harp	Miles	Beene	McKnight
3/3	Bradley	Johnson	Odom	Miles	Fregia	Chisolm	Rojas	Hearn	Beene	McKnight
3/4	Bradley (G1)	Johnson	Odom	Miles	Fregia	Chisolm	Rojas	Hearn	Beene	McKnight
3/4	Bradley (G2)	Johnson	Williams	Miles	Fregia	Chisolm	Rojas	Harp	Beene	Grisham
3/7	Baylor	Johnson	McKnight	Miles	Fregia	Chisolm	Rojas	Harp	Hearn	Beene
3/10	Lamar*	Johnson	Odom	Miles	Fregia	Chisolm	Rojas	Hearn	Beene	McKnight
3/11	Lamar*	Johnson	Grisham	Miles	Fregia	Chisolm	Rojas	Hearn	Beene	McKnight
3/12	Lamar*	Johnson	Odom	Miles	Fregia	Chisolm	Hearn	Southerland	Beene	McKnight
3/14	at Rice	Johnson	Harp	Miles	Fregia	Chisolm	Rojas	Hearn	Beene	McKnight
3/17	A&M-Corpus Christi*	Johnson	Harp	Miles	Fregia	Chisolm	Rojas	Hearn	Beene	McKnight
3/18	A&M-Corpus Christi*	Johnson	Harp	Miles	Fregia	Chisolm	Rojas	Hearn	Grisham	Beene
3/19	A&M-Corpus Christi*	Johnson	Harp	Miles	Fregia	Chisolm	Rojas	Hearn	Beene	McKnight
3/21	UT Arlington	Johnson	Harp	Miles	Fregia	Chisolm	Rojas	Hearn	Beene	McKnight
3/23	Buffalo	Johnson	Harp	Miles	Fregia	Chisolm	Rojas	Hearn	Beene	McKnight
3/24	Buffalo	Johnson	Harp	Miles	Fregia	Chisolm	Rojas	Hearn	Beene	McKnight
3/25	Buffalo	Johnson	Harp	Miles	Fregia	Chisolm	Rojas	Hearn	Grisham	Beene
3/28	Rice	Johnson	Harp	Miles	Fregia	Chisolm	Rojas	Hearn	Beene	McKnight
3/31	at Abilene Christian*	Johnson	Odom	Harp	Hearn	Fregia	Rojas	Miles	Beene	McKnight
4/1	at Abilene Christian*	Johnson	Odom	Harp	Chisolm	Fregia	Rojas	Miles	Beene	McKnight
4/2	at Abilene Christian*	Johnson	Odom	Harp	Chisolm	Hearn	Fregia	Rojas	Miles	Beene
4/4	at Texas	Johnson	Miles	Harp	Hearn	Chisolm	Fregia	Grisham	Rojas	Beene
4/7	Nicholls*	Johnson	Fregia	Harp	Hearn	Chisolm	Rojas	Miles	Beene	McKnight
4/8	Nicholls*	Johnson	Fregia	Harp	Chisolm	Hearn	Rojas	Miles	Beene	Williams
4/9	Nicholls*	Johnson	Fregia	Harp	Hearn	Chisolm	Rojas	Grisham	Miles	Beene
4/11	at Baylor	Johnson	Fregia	Harp	Hearn	Chisolm	Rojas	Grisham	Miles	Beene
4/13	at Stephen F. Austin*	Johnson	Fregia	Harp	Hearn	Chisolm	Rojas	Miles	Beene	McKnight
4/14	at Stephen F. Austin*	Johnson	Odom	Fregia	Harp	Hearn	Rojas	Miles	Beene	McKnight
4/15	at Stephen F. Austin*	Johnson	Harp	Fregia	Chisolm	Rojas	Hearn	Grisham	Miles	Beene
4/18	vs. Houston^	Johnson	Odom	Fregia	Rojas	Hearn	Biles	Miles	Beene	McKnight
4/22	at Central Arkansas*	Johnson	Odom	Fregia	Rojas	Harp	Hearn	Miles	Beene	McKnight
4/22	at Central Arkansas*	Johnson	Grisham	Rojas	Chisolm	Fregia	Harp	Hearn	Miles	Beene
4/23	at Central Arkansas*	Johnson	Harp	Miles	Fregia	Chisolm	Rojas	Hearn	Beene	McKnight
4/25	at Houston	Johnson	McKnight	Miles	Fregia	Rojas	Hearn	Biles	Austin	Beene
4/28	McNeese*	Johnson	McKnight	Miles	Fregia	Rojas	Hearn	Biles	Harp	Beene
4/29	McNeese*	Johnson	McKnight	Miles	Harp	Fregia	Rojas	Hearn	Chisolm	Beene
4/30	McNeese*	Johnson	Beene	Miles	Fregia	Rojas	Hearn	Harp	Biles	McKnight
5/2	Houston	Johnson	Beene	Miles	Harp	Fregia	Chisolm	Hearn	Rojas	Biles
5/5	at Southeastern La.*	Johnson	Beene	Miles	Harp	Fregia	Chisolm	Hearn	Rojas	McKnight
5/6	at Southeastern La.*	Johnson	Beene	Miles	Harp	Fregia	Chisolm	Rojas	Grisham	Hearn
5/7	at Southeastern La.*	Johnson	Beene	Harp	Fregia	Chisolm	Rojas	Hearn	Biles	McKnight
5/10	Dallas Baptist	Johnson	Beene	Miles	Harp	Fregia	Rojas	Chisolm	Hearn	McKnight
5/12	at Houston Baptist*	Johnson	Beene	Miles	Fregia	Harp	Rojas	Chisolm	Hearn	McKnight
5/13	at Houston Baptist*	Fregia	McKnight	Johnson	Rojas	Beene	Hearn	Miles	Biles	Austin
5/14	at Houston Baptist*	McKnight	Johnson	Fregia	Harp	Rojas	Chisolm	Hearn	Miles	Beene
5/16	at Texas A&M	McKnight	Johnson	Fregia	Harp	Rojas	Chisolm	Hearn	Grisham	Beene
5/18	Incarnate Word*	McKnight	Johnson	Fregia	Harp	Rojas	Chisolm	Hearn	Grisham	Beene
5/19	Incarnate Word*	McKnight	Johnson	Fregia	Harp	Rojas	Chisolm	Hearn	Grisham	Beene
5/19	Incarnate Word*	Miles	Johnson	Fregia	Harp	Rojas	Chisolm	Hearn	Grisham	Beene
5/24	vs. Stephen F. Austin	McKnight	Johnson	Fregia	Harp	Rojas	Chisolm	Hearn	Grisham	Beene
5/25	vs. Southeastern La.	McKnight	Johnson	Fregia	Harp	Rojas	Chisolm	Hearn	Grisham	Beene
5/26	vs. UNO	McKnight	Johnson	Fregia	Harp	Rojas	Chisolm	Hearn	Grisham	Beene
5/27	vs. Central Arkansas	McKnight	Johnson	Fregia	Harp	Rojas	Chisolm	Hearn	Grisham	Beene
6/2	vs. Arizona	McKnight	Johnson	Fregia	Harp	Rojas	Chisolm	Hearn	Miles	Beene
6/3	at Texas Tech	McKnight	Johnson	Fregia	Harp	Rojas	Chisolm	Hearn	Miles	Beene
6/4	vs. Arizona	McKnight	Johnson	Fregia	Harp	Rojas	Grisham	Hearn	Miles	Beene
6/4	at Texas Tech	McKnight	Johnson	Fregia	Harp	Rojas	Grisham	Hearn	Miles	Beene
6/5	vs. Texas Tech	McKnight	Johnson	Fregia	Harp	Rojas	Grisham	Hearn	Miles	Beene

^ Constellation Field (Sugar Land, Texas)

* Southland Conference game

STARTERS BREAKDOWN

(Win-Loss record in parenthesis)

LEADOFF:

44 Johnson, Bryce	48	(31-17)
2 McKnight, Riley	13	(11-2)
7 Fregia, Andrew	3	(1-2)
5 Miles, Lance	1	(1-0)

2ND SPOT:

44 Johnson, Bryce	15	(13-2)
1 Odom, Mac	13	(11-2)
47 Harp, Clayton	11	(6-5)
2 McKnight, Riley	8	(3-5)
17 Beene, Taylor	7	(4-3)
7 Fregia, Andrew	5	(5-0)
33 Williams, Mike	3	(1-2)
3 Grisham, Jaxxon	2	(1-1)
5 Miles, Lance	1	(0-1)

3RD SPOT:

5 Miles, Lance	29	(19-10)
7 Fregia, Andrew	22	(15-7)
47 Harp, Clayton	10	(9-1)
44 Johnson, Bryce	2	(0-2)
9 Rojas, Robie	1	(0-1)
2 McKnight, Riley	1	(1-0)

CLEANUP:

7 Fregia, Andrew	25	(18-7)
47 Harp, Clayton	20	(14-6)
27 Chisolm, Blake	7	(5-2)
8 Hearn, Hunter	6	(5-1)
9 Rojas, Robie	5	(1-4)
5 Miles, Lance	2	(1-1)

5TH SPOT:

27 Chisolm, Blake	23	(17-6)
9 Rojas, Robie	22	(18-4)
7 Fregia, Andrew	8	(4-4)
8 Hearn, Hunter	4	(3-1)
47 Harp, Clayton	4	(0-4)
3 Grisham, Jaxxon	3	(2-1)
17 Beene, Taylor	1	(0-1)

6TH SPOT:

9 Rojas, Robie	31	(22-9)
27 Chisolm, Blake	15	(11-4)
8 Hearn, Hunter	7	(4-3)
3 Grisham, Jaxxon	5	(3-2)
42 Biles, Josh	3	(2-1)
7 Fregia, Andrew	2	(1-1)
47 Harp, Clayton	2	(1-1)

7TH SPOT:

8 Hearn, Hunter	35	(25-10)
5 Miles, Lance	11	(7-4)
47 Harp, Clayton	6	(4-2)
3 Grisham, Jaxxon	4	(2-2)
42 Biles, Josh	3	(3-0)
27 Chisolm, Blake	3	(1-2)
9 Rojas, Robie	2	(1-1)
14 Southerland, Hunt	1	(1-0)

8TH SPOT:

17 Beene, Taylor	23	(18-5)
5 Miles, Lance	13	(8-5)
3 Grisham, Jaxxon	11	(9-2)
8 Hearn, Hunter	6	(3-3)
42 Biles, Josh	3	(2-1)
9 Rojas, Robie	3	(1-2)
47 Harp, Clayton	2	(1-1)
33 Williams, Mike	1	(1-0)
27 Chisolm, Blake	1	(0-1)
32 Austin, Cross	1	(1-0)
2 McKnight, Riley	1	(0-1)

9TH SPOT:

17 Beene, Taylor	34	(22-12)
2 McKnight, Riley	26	(19-7)
33 Williams, Mike	1	(1-0)
42 Biles, Josh	1	(1-0)
8 Hearn, Hunter	1	(0-1)
3 Grisham, Jaxxon	1	(1-0)
32 Austin, Cross	1	(0-1)

SAM HOUSTON RECORD WHEN...

	2017
Overall	44-21
Conference	19-11
Non-Conference	25-10
Home games	25-9
Away games	11-12
Neutral site	8-0
Day games	23-13
Night games	21-8
vs Left starter	8-4
vs Right starter	36-17
1-Run games	10-7
2-Run games	5-5
5+Run games	24-8
Extra innings	0-4
Shutouts	1-2
Scoring 0-2 runs	2-13
..... 3-5 runs	7-7
..... 6-9 runs	20-1
..... 10+ runs	15-0
Opponent 0-2 runs	18-3
..... 3-5 runs	21-7
..... 6-9 runs	4-8
..... 10+ runs	1-3
Scored in 1st inning	24-4
Opp. scored in 1st	13-6
Scores first	28-5
Opp. scores first	16-16
After 6 leading	40-2
..... trailing	2-14
..... tied	2-5
After 7 leading	40-4
..... trailing	2-16
..... tied	1-1
After 8 leading	42-1
..... trailing	1-17
..... tied	0-2
Hit 0 home runs	24-19
... 1 home run	15-1
... 2+ home runs	5-1
Opponent 0 home runs	21-9
..... 1 home run	17-6
..... 2+ HRs	6-6
Made 0 errors	18-6
.... 1 error	10-6
.... 2+ errors	16-9
Opp. made 0 errors	10-10
..... 1 error	18-8
..... 2+ errors	16-3
Out-hit opponent	31-5
Out-hit by opponent	11-14
Hits are tied	2-2

MISCELLANEOUS STATS

HITTING	Longest	Current
8 Hearn, Hunter	15	4
47 Harp, Clayton	11	-
44 Johnson, Bryce	9	1
7 Fregia, Andrew	9	-
5 Miles, Lance	8	-
9 Rojas, Robie	8	4
17 Beene, Taylor	7	2
27 Chisolm, Blake	5	4
2 McKnight, Riley	4	-
3 Grisham, Jaxxon	3	1
33 Williams, Mike	3	-
32 Austin, Cross	2	2
1 Odom, Mac	2	-
14 Southerland, Hunt	2	-
42 Biles, Josh	2	1

REACHED BASE	Longest	Current
5 Miles, Lance	25	1
47 Harp, Clayton	22	1
8 Hearn, Hunter	20	4
7 Fregia, Andrew	20	2
17 Beene, Taylor	17	9
9 Rojas, Robie	15	4
27 Chisolm, Blake	15	13
44 Johnson, Bryce	10	2
3 Grisham, Jaxxon	9	9
2 McKnight, Riley	8	4
1 Odom, Mac	6	1
33 Williams, Mike	4	-
42 Biles, Josh	3	1
32 Austin, Cross	2	2
14 Southerland, Hunt	2	-
15 VanDyke, Nate	1	1
4 Adams, Austin	1	-

MULTI-HIT GAMES	2	3	4	5+	Tot
44 Johnson, Bryce	18	9	1	-	28
7 Fregia, Andrew	16	7	1	-	24
9 Rojas, Robie	12	6	2	-	20
47 Harp, Clayton	14	3	-	-	17
17 Beene, Taylor	13	3	-	-	16
8 Hearn, Hunter	12	2	2	-	16
5 Miles, Lance	9	3	2	-	14
27 Chisolm, Blake	6	7	-	1	14
2 McKnight, Riley	6	1	-	-	7
3 Grisham, Jaxxon	4	-	-	-	4
1 Odom, Mac	2	-	-	-	2
42 Biles, Josh	2	-	-	-	2
14 Southerland, Hunt	1	-	-	-	1
TEAM	115	41	8	1	165

MULTI-RBI GAMES	2	3	4	5+	Tot
7 Fregia, Andrew	6	2	3	-	11
47 Harp, Clayton	6	2	3	-	11
5 Miles, Lance	8	1	-	1	10
9 Rojas, Robie	8	1	-	1	10
44 Johnson, Bryce	10	-	-	-	10
8 Hearn, Hunter	5	2	-	2	9
27 Chisolm, Blake	5	3	1	-	9
2 McKnight, Riley	6	-	1	-	7
17 Beene, Taylor	2	2	1	-	5
3 Grisham, Jaxxon	3	-	-	-	3
42 Biles, Josh	-	1	-	-	1
14 Southerland, Hunt	1	-	-	-	1
TEAM	60	14	9	4	87

GAME SUMMARY

Record when team scores:

Runs	0	1	2	3	4	5	6	7	8	9	10+
W-L	0-2	1-6	1-5	4-3	1-2	2-2	4-0	5-0	7-1	4-0	15-0

Record when opponent scores:

Runs	0	1	2	3	4	5	6	7	8	9	10+
W-L	1-0	8-0	9-3	9-2	9-0	3-5	1-3	1-2	1-1	1-2	1-3

Record when leading after:

Inn.	1	2	3	4	5	6	7	8
W-L	20-2	28-2	32-2	33-3	36-2	40-2	40-4	42-1

Record when trailing after:

Runs	1	2	3	4	5	6	7	8
W-L	8-5	6-11	6-13	6-14	4-15	2-14	2-16	1-17

Record when tied after:

Runs	1	2	3	4	5	6	7	8
W-L	16-14	10-8	6-6	5-4	4-4	2-5	1-1	0-2

General summary:

Current winning streak	3
Longest winning streak	9
Longest losing streak	3

Home attendance:	37429 (34 dates avg = 1100)
Away attendance:	51887 (31 dates avg = 1673)
Total attendance:	89316 (65 dates avg = 1374)

INNING-BY-INNING SUMMARY

	1	2	3	4	5	6	7	8	9	EX	Total
Sam Houston State	51	49	43	52	73	67	41	40	21	0	437
Opponents	37	15	30	37	33	27	34	39	17	4	273

SAM HOUSTON HOME RUNS

No.	Player	Game #	Opponent (Date)	Runs	Outs	Count	Inning	Pitcher
1.	Fregia, A.	3	Nevada (Feb. 19)	1	0	1-2	4	Ford, Grant
2.	Chisolm, B.	8	Texas State (Feb. 28)	3	1	0-2	7	Reich, Connor
3.	Fregia, A.	11	Bradley (March 4)	2	1	1-1	3	Olson, Ben
4.	Chisolm, B.	11	Bradley (March 4)	2	1	1-2	6	Strong, Nathan
5.	Fregia, A.	15	Lamar (March 11)	1	0	2-0	4	Cambell, Jace
6.	Harp, C.	19	A&M-CC (March 18)	2	0	2-1	2	Romere, Chad
7.	Fregia, A.	19	A&M-CC (March 18)	2	2	1-1	5	Rhodes, Aaron
8.	Beene, T.	23	Buffalo (Mar 24)	3	2	3-2	7	White, Andrew
9.	Hearn, H.	25	Rice (March 28)	3	2	0-1	4	Jefferies, Kendal
10.	Harp, C.	28	Abilene Christian (Apr 1)	2	0	2-1	3	Lambright, Brandon
11.	Rojas, R.	28	Abilene Christian (Apr 1)	1	0	2-2	8	Scott, Derek
12.	Harp, C.	31	Nicholls (Apr 8)	2	0	3-1	5	Hatcher, Cayden
13.	Fregia, A.	32	Nicholls (Apr 9)	1	0	0-0	1	Hanchar, Mike
14.	Beene, T.	32	Nicholls (Apr 9)	1	0	0-0	3	Hanchar, Mike
15.	Rojas, R.	32	Nicholls (Apr 9)	1	0	1-0	4	Hanchar, Mike
16.	Hearn, H.	32	Nicholls (Apr 9)	1	0	0-0	5	Hanchar, Mike
17.	Miles, L.	32	Nicholls (Apr 9)	4	0	1-2	5	Craft, Kyle
18.	Harp, C.	33	Baylor (Apr 11)	1	2	1-2	9	Robertson, Drew
19.	McKnight, R.	41	Houston (Apr 25)	2	0	2-0	8	David Kanada
20.	Biles, J.	44	McNeese (April 30)	2	0	1-1	5	King, Bryan
21.	Chisolm, B.	45	Houston (May 2)	2	2	2-0	6	Henry, Carter
22.	Rojas, R.	48	Southeastern La. (May 7)	2	1	0-1	9	Green, Josh
23.	Fregia, A.	52	Houston Baptist (May 14)	1	0	0-1	4	Endsley, Daniel
24.	Harp, C.	52	Houston Baptist (May 14)	1	0	2-2	7	Newton, JT
25.	Rojas, R.	53	Texas A&M (May 16)	2	2	0-1	5	Doxakis, John
26.	Chisolm, B.	54	Incarinate Word (May 18)	2	2	0-0	4	Taggart, Luke
27.	Fregia, A.	55	Incarinate Word (May 19)	2	1	1-1	5	Martinez, Bernie
28.	Rojas, R.	57	Stephen F. Austin (May 24)	3	2	0-1	1	Grabowske, Tony
29.	Grisham, J.	57	Stephen F. Austin (May 24)	2	2	2-1	1	Grabowske, Tony
30.	Rojas, R.	59	New Orleans (May 26)	1	1	1-1	6	Gillis, Matt
31.	Rojas, R.	61	Arizona (June 2)	3	2	1-0	6	Cloney, JC

HOME RUN BREAKDOWN

at Home	18
on the Road	9
at Neutral Site	4
vs. RHP	20
vs. LHP	11
vs. Southland Teams	20
vs. Non-Conference Teams	11
with 0 outs	15
with 1 out	7
with 2 outs	9
Solo HR	11
2-run HR	13
3-run HR	5
Grand Slam	1
Inside-the-Park HR	0
February	2
March	7
April	11
May	10
June	1
in 1st inning	3
in 2nd inning	1
in 3rd inning	3
in 4th inning	6
in 5th inning	7
in 6th inning	4
in 7th inning	3
in 8th inning	2
in 9th inning	2
in extra innings	0
Leadoff hitter	0
2-hole	3
3-hole	5
Cleanup	7
5-hole	5
6-hole	4
7-hole	2
8-hole	4
9-hole	1
Pinch hitter	0
to Left Field	19
to Left Center	4
to Centerfield	1
to Right Center	2
to Right Field	5
Day Games	20
Night Games	11
Starters	18
Relievers	13
To tie the game	3
To put SHSU ahead	8
Walkoff HR	0
To lead off a game	0
To lead off an inning	8
Record with HR	20-2
Record without HR	24-19

BUNTS FOR BASE HITS

No.	Player	Game #	Opponent (Date)	Outs	Count	Inning	Situation
1.	Johnson, B.	2	Nevada (Feb. 18)	1	0-0	1	Runner on first
2.	Odom, M.	8	Texas State (Feb. 28)	0	0-1	5	Runner on first
3.	Beene, T.	10	Bradley (March 3)	0	1-0	4	Runner on second
4.	Johnson, B.	10	Bradley (March 3)	0	0-1	6	Runner on first
5.	Beene, T.	10	Bradley (March 3)	1	0-1	7	No one aboard
6.	McKnight, R.	10	Bradley (March 3)	1	0-0	7	Runner on first
7.	McKnight, R.	13	Baylor (March 7)	0	3-2	4	Runner on first
8.	Johnson, B.	15	Lamar (March 11)	0	1-1	1	No one aboard
9.	McKnight, R.	15	Lamar (March 11)	0	1-0	5	No one aboard
10.	Johnson, B.	15	Lamar (March 11)	0	0-0	5	Runner on second
11.	Miles, L.	16	Lamar (March 12)	0	0-0	6	Runner on first
12.	Miles, L.	19	A&M-CC (March 18)	0	0-0	1	Runners on first, second
13.	Fregia, A.	21	UT Arlington (March 21)	0	0-0	3	Runner on first
14.	McKnight, R.	21	UT Arlington (March 21)	0	0-0	4	Runner on first
15.	Johnson, B.	21	UT Arlington (March 21)	0	0-0	4	Runners on first, second
16.	Beene, T.	26	Abilene Christian (March 31)	0	2-2	5	Runner on second
17.	McKnight, R.	34	Stephen F. Austin (April 13)	0	1-1	8	Runner on first
18.	Odom, M.	37	Houston (April 18)	0	2-1	1	Runner on first
19.	Beene, T.	39	Central Arkansas (April 21)	0	1-1	5	Runner on second
20.	McKnight, R.	40	Central Arkansas (April 22)	0	0-0	3	Runner on second
21.	Johnson, B.	41	Houston (April 25)	2	0-0	4	No one aboard
22.	Fregia, A.	42	McNeese (April 28)	0	0-0	3	Runner on first
23.	McKnight, R.	43	McNeese (April 29)	0	0-0	1	Runner on first
24.	Beene, T.	53	Texas A&M (May 16)	0	0-0	5	Runner on first
25.	McKnight, R.	55	Incarnate Word (May 19)	0	0-2	1	Bases empty
26.	Beene, T.	55	Incarnate Word (May 19)	1	0-0	6	Runners on the corners
27.	Johnson, B.	57	Stephen F. Austin (May 24)	1	1-0	2	No one aboard
28.	McKnight, R.	57	Stephen F. Austin (May 24)	0	0-0	3	Runners on first, second
29.	McKnight, R.	58	Southeastern La. (May 25)	0	1-2	5	No one aboard
30.	Fregia, A.	59	New Orleans (May 26)	1	1-0	3	No one aboard
31.	McKnight, R.	59	New Orleans (May 26)	0	1-0	5	Runner on first
32.	Miles, L.	65	Texas Tech (June 5)	1	1-0	2	Runner on first

BIG INNINGS (FOUR-PLUS RUNS)

SAM HOUSTON

Date	Opponent	Inning	Runs	Result
2/26	#13 Louisiana	5	4	W, 8-3
3/4	Bradley (G1)	3	4	W, 14-7
3/4	Bradley (G1)	6	5	W, 14-7
3/4	Bradley (G2)	4	4	W, 8-2
3/10	Lamar	5	5	W, 9-4
3/11	Lamar	5	4	W, 6-4
3/14	at Rice	8	4	W, 6-2
3/17	A&M-Corpus Christi	6	5	W, 12-3
3/18	A&M-Corpus Christi	11	5	W, 19-1
3/19	A&M-Corpus Christi	6	4	W, 6-3
3/21	UT Arlington	4	4	W, 14-2
3/24	Buffalo	6	5	W, 20-5
3/24	Buffalo	7	4	W, 20-5
3/31	Abilene Christian	4	4	W, 13-3
4/1	Abilene Christian (G1)	6	6	W, 14-3
4/1	Abilene Christian (G2)	3	5	W, 19-12
4/1	Abilene Christian (G2)	6	8	W, 19-12
4/1	Abilene Christian (G2)	8	4	W, 19-12
4/7	Nicholls	1	5	W, 8-3
4/8	Nicholls	5	5	W, 6-5
4/9	Nicholls	5	6	W, 11-2
4/28	McNeese	3	5	W, 10-9
5/7	Southeastern La.	9	5	W, 10-3
5/10	Dallas Baptist	2	6	W, 7-5
5/14	Houston Baptist	4	5	L, 9-8
5/16	Texas A&M	5	5	W, 8-2
5/19	Incarnate Word	5	4	W, 10-4
5/19	Incarnate Word	6	4	W, 10-4
5/24	Stephen F. Austin	1	6	W, 13-1
5/24	Stephen F. Austin	3	4	W, 13-1
6/4	Arizona	2	8	W, 9-3

OPPONENTS

Date	Opponent	Inning	Runs	Result
3/25	Buffalo	1	5	L, 10-4
4/1	Abilene Christian (G2)	3	4	W, 19-12
4/1	Abilene Christian (G2)	4	4	W, 19-12
4/4	Texas	3	5	L, 8-1
4/11	Baylor	6	4	W, 7-4
4/15	Stephen F. Austin	7	6	L, 12-2
4/18	Houston	7	4	W, 5-4
4/28	McNeese	3	4	W, 10-9
4/29	McNeese	4	4	L, 10-2
5/13	Houston Baptist	1	4	L, 9-1
5/25	Southeastern La.	1	4	W, 8-4

SHSU ALL-TIME VS. OPPONENTS

Abilene Christian	35-7
A&M-Corpus Christi	29-22
Arizona	2-2
Baylor	45-63
Bradley	3-0
Buffalo	1-2
Central Arkansas	17-16
Dallas Baptist	26-17
Florida State	0-0
Houston	82-81
Houston Baptist	43-11
Incarnate Word	12-2
Lamar	68-61-1
Louisiana	10-18
McNeese	93-53
Nevada	2-1
New Orleans	8-3
Nicholls	59-29
Pepperdine	1-0
Rice	70-62-1
Southeastern La.	38-33
Stephen F. Austin	78-31
Texas	19-75
Texas A&M	38-87-2
Texas State	52-52
Texas Tech	6-6
UT Arlington	52-46

DEGGS VS. 2017 OPPONENTS

Abilene Christian	8-1
A&M-Corpus Christi	10-3
Arizona	2-2
Baylor	3-3
Bradley	3-0
Buffalo	1-2
Central Arkansas	5-5
Dallas Baptist	1-0
Florida State	0-0
Houston	4-3
Houston Baptist	4-5
Incarnate Word	9-0
Lamar	3-2
Louisiana	1-5
McNeese	3-2
Nevada	2-1
New Orleans	5-2
Nicholls	8-1
Pepperdine	1-0
Rice	2-4
Southeastern La.	2-2
Stephen F. Austin	4-5
Texas	1-3
Texas A&M	2-1
Texas State	3-0
Texas Tech	2-4
UT Arlington	1-0

DEGGS RECORD BY MONTH

February	12-15
March	32-23
April	31-16
May	31-14
June	5-3

DEGGS RECORD BY VENUE

Home	63-22
Away	37-41
Neutral	16-8

DEGGS DAY-NIGHT RECORD

Day	64-37
Night	52-34

SERIES-BY-SERIES BATTING

	AVG.	GP	AB	R	H	2B	3B	HR	RBI	TB	SLG%	BB	HP	SO	GDP	OB%	SF	SH	SB-ATT
NEVADA	.233	3	90	13	21	6	0	1	10	30	.333	10	0	13	1	.304	2	4	4-4
LOUISIANA	.195	3	87	9	17	4	1	0	8	23	.264	5	2	28	1	.255	0	7	4-6
BRADLEY	.379	3	103	29	39	8	2	2	24	57	.553	11	4	10	1	.446	3	8	12-12
LAMAR	.309	3	94	18	29	4	2	1	17	40	.426	11	3	19	2	.391	2	0	3-6
A&M-CORPUS CHRISTI	.385	3	109	37	42	8	2	2	33	60	.550	18	7	15	1	.500	0	1	6-8
BUFFALO	.339	3	109	27	37	10	3	1	26	56	.514	17	5	17	2	.444	2	2	4-4
at Abilene Christian	.390	3	123	46	48	6	5	2	39	70	.569	21	6	24	0	.497	1	5	20-22
NICHOLLS	.367	3	109	25	40	12	1	6	21	72	.661	5	3	16	4	.407	1	0	0-2
at Stephen F. Austin	.221	3	86	6	19	4	0	0	6	23	.267	17	4	17	3	.370	1	3	1-3
at Central Arkansas	.255	3	106	10	27	2	1	0	9	31	.292	9	2	23	1	.322	1	1	3-3
MCNEESE	.377	3	106	20	40	3	1	1	19	48	.453	13	5	17	4	.460	2	1	5-7
at Southeastern La.	.240	3	104	13	25	1	2	1	13	33	.317	11	5	30	3	.339	1	7	2-3
at Houston Baptist	.206	3	107	10	22	6	0	2	7	34	.318	10	8	22	3	.320	0	6	2-7
INCARNATE WORD	.382	3	110	28	42	6	1	2	26	56	.509	9	8	14	1	.457	2	1	8-10
SLC TOURNAMENT	.356	4	135	37	48	6	1	3	34	65	.481	14	7	26	3	.439	1	4	3-4
LUBBOCK REGIONAL	.276	5	163	27	45	9	0	1	24	57	.350	15	9	48	4	.369	0	3	9-12

SERIES-BY-SERIES PITCHING

	ERA	W-L	GS	CG	SV	IP	H	R	ER	BB	SO	2B	3B	HR	B/AVG.
NEVADA	2.25	2-1	3	1	0	28.0	20	7	7	8	30	0	0	3	.200
LOUISIANA	3.33	1-2	3	0	1	27.0	30	11	10	7	22	2	0	2	.291
BRADLEY	3.00	3-0	3	3	1	27.0	24	10	9	7	26	3	0	3	.238
LAMAR	3.00	3-0	3	0	2	27.0	21	9	9	7	22	3	1	2	.216
A&M-CORPUS CHRISTI	2.00	3-0	3	0	1	27.0	28	7	6	9	25	3	1	0	.275
BUFFALO	6.67	1-2	3	0	0	27.0	29	20	20	9	29	3	2	0	.266
at Abilene Christian	5.33	3-0	3	0	0	27.0	26	18	16	11	23	9	1	4	.255
NICHOLLS	3.00	3-0	3	0	1	27.0	29	10	9	6	23	5	1	2	.287
at Stephen F. Austin	5.55	1-2	3	3	1	24.1	31	19	15	11	21	1	0	4	.316
at Central Arkansas	2.45	0-3	3	0	0	25.2	24	15	7	12	22	2	0	0	.267
MCNEESE	6.67	2-1	3	0	1	27.0	33	25	20	11	25	7	1	3	.292
at Southeastern La.	2.60	1-2	3	0	1	27.2	22	8	8	6	26	4	0	2	.222
at Houston Baptist	5.04	0-3	3	0	0	30.1	35	20	17	11	27	6	1	2	.299
INCARNATE WORD	2.00	3-0	3	0	2	27.0	21	6	6	9	23	1	1	1	.212
SLC TOURNAMENT	1.32	4-0	4	1	0	34.0	21	10	5	13	35	1	0	2	.167
LUBBOCK REGIONAL	4.40	4-1	5	0	3	45.0	59	24	22	13	36	14	1	6	.309

MONTH-BY-MONTH BATTING

	AVG.	GP	AB	R	H	2B	3B	HR	RBI	TB	SLG%	BB	HP	SO	GDP	OB%	SF	SH	SB-ATT
February	.231	8	242	31	56	12	1	2	26	76	.314	28	3	60	4	.316	2	13	13-16
March	.339	18	605	154	205	34	13	7	137	286	.473	86	30	102	10	.437	13	18	36-46
April	.310	18	629	119	195	28	10	11	106	276	.439	77	21	121	13	.399	8	11	24-33
May	.301	16	544	106	164	25	4	10	96	227	.417	51	37	115	13	.395	6	23	20-31
June	.276	5	163	27	45	9	0	1	24	57	.350	15	9	48	4	.369	0	3	9-12

MONTH-BY-MONTH PITCHING

	ERA	W-L	GS	CG	SV	IP	H	R	ER	BB	SO	2B	3B	HR	B/AVG.
February	3.21	4-4	8	1	2	73.0	66	29	26	22	66	5	0	7	.244
March	3.33	14-4	18	0	5	162.0	148	65	60	42	139	18	4	11	.243
April	4.59	11-7	18	0	6	157.0	169	102	80	68	136	30	5	15	.281
May	2.71	10-5	16	1	5	146.0	123	53	44	45	130	13	3	10	.227
June	4.40	4-1	5	0	3	45.0	59	24	22	13	36	14	1	6	.309

HOME-AWAY-NEUTRAL BATTING

	AVG.	GP	AB	R	H	2B	3B	HR	RBI	TB	SLG%	BB	HP	SO	GDP	OB%	SF	SH	SB-ATT
Home	.328	34	1125	242	369	67	16	18	216	522	.464	130	51	208	23	.415	20	32	51-69
Away	.265	23	788	135	209	26	11	9	119	284	.360	100	37	182	14	.371	7	31	44-59
Neutral	.322	8	270	60	87	15	1	4	54	116	.430	27	12	56	7	.405	2	5	7-10

HOME-AWAY-NEUTRAL PITCHING

	ERA	W-L	GS	CG	SV	IP	H	R	ER	BB	SO	2B	3B	HR	B/AVG.
Home	3.49	25-9	34	1	12	307.0	294	133	119	93	263	33	8	23	.253
Away	4.11	11-12	23	0	6	206.0	207	116	94	71	189	36	2	23	.264
Neutral	2.44	7-0	8	8	1	70.0	64	24	19	26	55	11	3	3	.237

DAY-NIGHT BATTING

	AVG.	GP	AB	R	H	2B	3B	HR	RBI	TB	SLG%	BB	HP	SO	GDP	OB%	SF	SH	SB-ATT
Day	.308	36	1219	257	375	77	18	22	232	554	.454	155	52	230	24	.404	14	35	58-76
Night	.301	29	964	180	290	31	10	9	157	368	.382	102	48	216	20	.390	15	33	44-62

DAY-NIGHT PITCHING

	ERA	W-L	GS	CG	SV	IP	H	R	ER	BB	SO	2B	3B	HR	B/AVG.
Day	3.95	22-13	36	1	10	321.1	333	169	141	110	272	48	8	26	.270
Night	3.13	21-8	29	1	11	261.2	232	104	91	80	235	32	5	23	.237

SAM HOUSTON SEASON RECORD BOOK

BATTING AVERAGE

1. Nick Zaleski (2007)	.419
2. Kelly Eddlemon (1999)	.416
3. Terry Pirtle (1987)	.411
4. Keith Stein (2007)	.407
5. Richard Johnson (1985)	.397
6. Terry Pirtle (1986)	.391
7. Ryan Rosplock (1995)	.391
8. Dustin Martin (2006)	.389
9. Braeden Riley (2009)	.387
10. Brent Bubela (1996)	.382

AT-BATS

1. Braeden Riley (2009)	287
2. Todd Sebek (2008)	283
3. Colt Atwood (2014)	271
Andrew Fregia (2017)	271
5. Keith Stein (2008)	262
6. Bryce Johnson (2016)	261
7. Keith Stein (2007)	255
8. Bobby Verbick (2007)	254
Bryce Johnson (2017)	254

HITS

1. Braeden Riley (2009)	111
2. Keith Stein (2007)	103
3. Todd Sebek (2008)	101
4. Nick Zaleski (2009)	99
5. Bobby Verbick (2007)	94
6. Kelly Eddlemon (1999)	92
7. Bryce Johnson (2016)	90
8. Bryce Johnson (2017)	89
9. Terry Pirtle (1987)	85
10. Terry Pirtle (1986)	84
Andrew Fregia (2017)	84
APPROACHING:	
Robie Rojas (2017)	82

DOUBLES

1. Todd Sebek (2008)	25
2. Kelly Eddlemon (1999)	24
3. Keith Stein (2008)	24
4. Bobby Verbick (2007)	23
5. Nick Zaleski (2009)	22
6. Anthony Azar (2013)	21

TRIPLES

1. Jake Arrington (2012)	10
2. Hootie Murray (1961)	9
3. Joe Pearson (1954)	7
4. Terry Pirtle (1986)	7
5. Lou Ferrell (2003)	7
6. Andrew Fregia (2016)	7
7. Keith Stein (2008)	6
8. Gary Fischenbeck (1983)	6
9. Luke Pluchek (2012)	5
10. Mark Hudson (2011)	5
11. Bobby Verbick (2008)	5
12. Bobby Verbick (2007)	5
13. Todd Sebek (2007)	5
14. Richard Johnson (1985)	5
15. Steve Bates (1984)	5
Andrew Fregia (2017)	5
Bryce Johnson (2017)	5

HOME RUNS

1. Kelly Eddlemon (1999)	26
2. Richard Johnson (1985)	18
3. Richard Johnson (1984)	17
4. Kelly Eddlemon (2000)	15
5. Tommy Cliffe (1999)	14
6. Isaias Garcia (2005)	14
7. Bobby Verbick (2007)	14
8. Bobby Verbick (2008)	14
9. Mark Wyatt (2009)	14
10. Chris Andreas (2011)	12

RBI

1. Kelly Eddlemon (1999)	95
2. Bobby Verbick (2007)	81
3. Richard Johnson (1985)	69
4. Terry Pirtle (1986)	63
5. Nick Zaleski (2008)	61

RUNS SCORED

1. Bryan McDonald (1986)	81
2. Todd Sebek (2008)	68
3. Keith Stein (2008)	68
4. Clint Mann (2007)	66
5. Bryan McDonald (1987)	63

APPROACHING:

Bryce Johnson (2017)	62
----------------------	----

WALKS

1. Rick Reimer (1981)	53
2. Bobby Verbick (2008)	49
3. Clint Mann (2007)	47
4. Brad Kelley (1986)	41
5. Gary Fischbeck (1982)	41

STOLEN BASES

1. Bryan McDonald (1986)	53
2. Mike Holt (1968)	34
3. Bryce Johnson (2017)	33
4. Brad Kelley (1987)	31
5. Willis Stewart (1975)	28
6. Ryan Mooney (2011)	28
7. Chris Burton (1987)	25
8. Tom Jones (1990)	23
9. Chris Burton (1988)	22
10. Bryan McDonald (1987)	22
11. Chris Burton (1986)	22

GAMES PLAYED

1. Bryce Johnson (2017)	65
Robie Rojas (2017)	65
Andrew Fregia (2017)	65
Taylor Beene (2017)	65
5. Jerry Holzbach (2007)	64
6. Clint Mann (2007)	64
7. Keith Stein (2007)	64
8. Bobby Verbick (2007)	64
9. Bryce Johnson (2016)	64
10. Karl Krailo (2007)	63
11. Zach Smith (2016)	63
APPROACHING:	
Hunter Hearn (2017)	62
Clayton Harp (2017)	62
Riley McKnight (2017)	62

INNINGS PITCHED

1. Heath Donica (2013)	113.0
2. Albert Choate (1965)	111.2
3. Jacob Howard (2007)	110.0
4. Tyler Eppler (2014)	109.2
5. Ron Kainer (1975)	108.1
Heath Donica (2017)	108.1
7. Jim Miller (1974)	107.0
8. Andy Warren (1999)	107.0
9. Stephen Prihoda (1994)	104.7
10. Stephen Prihoda (1995)	104.7

PITCHING VICTORIES

1. Nathan Partain (1979)	12
2. Albert Choate (1965)	12
3. Hugh Hamilton (1969)	11
4. Steve Sparks (1987)	11
5. Fred Beene (1967)	11
6. Ray Burgess (1975)	11
7. Jim Miller (1974)	11
8. Mike Stavinoha (1986)	11
9. Ron Kainer (1974)	11
10. Ron Kainer (1975)	11
11. Jacob Howard (2007)	11
12. Ronnie Matney (1967)	10
13. Hugh Hamilton (1970)	10
14. Jud Chamblee (1981)	10
15. Sam Odom (2016)	10
16. Heath Donica (2016)	10
Hayden Wesneski (2017)	10
APPROACHING:	
Heath Donica (2017)	9

ERA

1. Luke Prihoda (2007)	1.61
2. Heath Donica (2017)	1.91
3. Steve Sparks (1987)	1.94
4. Stephen Prihoda (1994)	2.15
5. Andrew Godail (2015)	2.30
6. Sam Odom (2016)	2.33
7. Alex Bisacca (2015)	2.35
8. Stephen Prihoda (1995)	2.41
9. Mike Nau (1988)	2.43
10. Stephen Prihoda (1993)	2.44

STRIKEOUTS

1. Albert Choate (1965)	117
2. Ron Kainer (1974)	107
3. Heath Donica (2017)	106
4. Fred Beene (1963)	99
5. Heath Donica (2016)	96
6. Stephen Prihoda (1994)	92
7. Cody Dickson (2013)	91
8. Stephen Prihoda (1995)	88
9. Andrew Godail (2015)	88
10. Ron Kainer (1975)	86
11. Jim Miller (1974)	84

SAVES

1. Luke Prihoda (2007)	18
2. Greg Belton (2016)	13
Nick Mikolajchak (2017)	13
4. Michael Burchett (2012)	10
5. Richard Zastoupil (1991)	9
6. Jason Simms (2013)	9
7. Bubba Butler (1987)	8
8. Ryan Brinley (2014)	8
9. Phillip Wuthrich (1980)	7
10. Frank Romero (1979)	6
11. Kevin Renz (1984)	6
12. Scott Davis (1996)	6
13. Kevin Hermes (1996)	6

SAM HOUSTON CAREER RECORD BOOK

BATTING AVERAGE

1. Keith Stein (2007-08)	.379
2. Glenn Wilson (1978-80)	.372
3. Andrew Kasperek (2003-04)	.376
4. Richard Johnson (1982-85)	.375
5. Terry Pirtle (1984-87)	.360
6. Mike Holt (1967-70)	.357
Tommy Wendt (1974-77)	.357
Floyd Ciruti (1970-73)	.357
Bobby Verbick (2007-08)	.357
10. David Mire (1976-77)	.355

AT-BATS

1. Colt Atwood (2012-15)	987
2. Braeden Riley (2008-11)	868
3. Jeremy Holzbach (2003-07)	758
4. Terry Pirtle (1984-87)	753
5. Karl Krailo (2004-07)	751
6. Todd Sebek (2007-09)	748
7. Brian Gaffney (1995-98)	740
8. Kelly Eddlemon (1997-00)	736
9. Nick Zaleski (2006-09)	709
10. Phillip Weaver (2000-03)	689

HITS

1. Colt Atwood (2012-15)	294
2. Braeden Riley (2008-11)	291
3. Terry Pirtle (1984-87)	271
4. Kelly Eddlemon (1997-00)	255
5. Richard Johnson (1982-85)	248
6. Karl Krailo (2004-07)	244
7. Nick Zaleski (2006-09)	239
8. Bryce Johnson (2015-)	237
9. Tommy Wendt (1974-77)	230
10. Ryan Mooney (2008-11)	222

DOUBLES

1. Kelly Eddlemon (1997-00)	61
2. Karl Krailo (2004-07)	54
3. Tommy Wendt (1974-77)	50
Richard Johnson (1982-85)	50
Nick Zaleski (2006-09)	50
6. Steve Hume (1978-81)	45
Braeden Riley (2008-11)	45
8. Lou Ferrell (2001-03)	42
9. Brian Gaffney (1995-98)	40
10. Chris Burton (1986-89)	38

TRIPLES

1. Hootie Murray (1961-62)	14
Gary Fischbeck (1980-83)	14
T3. Steve Bates (1982-85)	12
T3 Andrew Fregia (2016-)	12
4. Richard Johnson (1982-85)	11
Terry Pirtle (1984-87)	11
Lou Ferrell (2001-03)	11
Luke Plucheck (2011-14)	11
9. Jake Arrington (2010-11)	10
Tommy Wendt (1974-77)	10
Bobby Verbick (2007-08)	10
Keith Stein (2007-08)	10

HOME RUNS

1. Richard Johnson (1982-85)	57
2. Kelly Eddlemon (1997-00)	48
3. Bryan McDonald (1984-87)	29
4. Bobby Verbick (2007-08)	28
5. Glenn Wilson (1978-80)	27
6. Karl Krailo (2004-07)	25
7. Jason Harrison (1999-01)	24
8. Jeff Jenson (1992-94)	22
9. Nick Zaleski (2006-09)	21
10. Jimmy Pitts (1969-72)	20

RBI

1. Richard Johnson (1982-85)	205
2. Kelly Eddlemon (1997-00)	202
3. Terry Pirtle (1984-87)	179
4. Karl Krailo (2004-07)	176
5. Nick Zaleski (2006-09)	154
6. Glenn Wilson (1978-80)	142
7. Bobby Verbick (2007-08)	139
8. Andy Deen (1986-89)	138
9. Jimmy Pitts (1969-72)	136
Tommy Wendt (1974-77)	136

RUNS SCORED

1. Brian McDonald (1984-87)	204
2. Chris Burton (1986-89)	200
3. Terry Pirtle (1984-87)	166
4. Kelly Eddlemon (1997-00)	159
5. Steve Hume (1978-81)	155
6. Nick Zaleski (2006-09)	147
7. Bryce Johnson (2015-)	146
8. Braeden Riley (2008-11)	143
9. Ray Crone (1983-85)	141
Richard Johnson (1982-85)	141

WALKS

1. Gary Fischbeck (1980-83)	132
2. Floyd Ciruti (1970-73)	118
3. Bryan McDonald (1984-87)	117
4. Rick Volz (1977-80)	114
5. Andy Deen (1986-89)	110
6. Ray Crone (1983-85)	109
7. Karl Krailo (2004-07)	103
Steve Hume (1978-81)	103
9. Steve Bates (1982-85)	101
10. Chris Burton (1986-89)	94

STOLEN BASES

1. Bryan McDonald (1984-87)	88
2. Chris Burton (1986-89)	85
3. Mike Holt (1967-70)	81
4. Bryce Johnson (2015-)	67
5. Floyd Ciruti (1970-73)	65
6. Tom Jones (1986-90)	61
7. Willie Stewart (1972-75)	58
8. Brad Kelley (1985-87)	54
9. Gary Fischbeck (1980-83)	53
10. Rick Volz (1977-80)	52

GAMES PLAYED

1. Colt Atwood (2012-15)	240
2. Terry Pirtle (1984-87)	224
3. Luke Plucheck (2011-14)	223
4. Brian Gaffney (1995-98)	216
5. Richard Johnson (1982-85)	215
6. Chris Burton (1986-89)	212
7. Karl Krailo (2004-07)	211
Rick Volz (1977-80)	211
9. Braeden Riley (2008-11)	208
10. Tommy Wendt (1974-77)	204
Benny Jasek (1981-84)	204

INNINGS PITCHED

1. Stephen Pridhoda (1992-95)	349.1
2. Dennis Kainer (1979-82)	308.3
3. Jeff Vanlandingham (1999-02)	305.3
4. Andy Warren (1997-00)	297.3
5. Tim Gray (2004-07)	293.0
6. Ron Kainer (1972-75)	281.3
7. Jim Miller (1971-74)	261.0
8. Mike Stavinoha (1985-88)	255.6
9. Hugh Hamilton (1969-70)	243.0
10. Dallas Gallant (2008-10)	239.2

PITCHING VICTORIES

1. Hugh Hamilton (1967-70)	32
2. Pat Centelli (1957-60)	30
Dennis Kainer (1979-82)	30
4. Ron Kainer (1972-75)	28
5. Ray Burgess (1972-75)	26
Mike Nau (1985-88)	26
Jim Miller (1971-74)	26
Mike Stavinoha (1985-88)	26
9. Fred Beene (1962-64)	25
Stephen Pridhoda (1992-95)	25

ERA

1. Ron Kainer (1972-75)	1.50
2. Ray Burgess (1972-75)	1.53
3. Jim Miller (1971-74)	1.66
4. Hugh Hamilton (1967-70)	1.67
5. Roy Norrell (1971-73)	1.78
6. Rick Mutala (1973-75)	2.07
7. Alex Bisacca (2014-15)	2.17
8. Buddy Whitleyman (1969-71)	2.33
9. Luke Pridhoda (2006-07)	2.44
10. Stephen Pridhoda (1992-95)	2.45

APPROACHING:

Heath Donica (2016-)	2.68
----------------------	------

STRIKEOUTS

1. Stephen Pridhoda (1992-95)	285
2. Ron Kainer (1972-75)	239
3. Dennis Kainer (1979-82)	235
4. Andy Warren (1997-00)	204
Caleb Smith (2011-14)	204
6. Dallas Gallant (2008-10)	202
Heath Donica (2016-)	202
8. Jeff Vanlandingham (1999-02)	192
9. Hugh Hamilton (1967-70)	191
Jim Miller (1971-74)	191

SAVES

1. Luke Pridhoda (2006-07)	23
2. Michael Burchett (2010-12)	21
3. Richard Zastoupil (1990-91)	14
4. Jason Simms (2013-14)	13
Greg Belton (2016)	13
Nick Mikolajchak (2017-)	13
7. Ryan Brinley (2014-15)	12
8. Bubba Butler (1986-88)	10
Alan Scott (2012-14)	10
10. Steve Stinson (1981-82)	9
Rip Matthews (1985-87)	9

THE LAST TIME SAM HOUSTON...

Won 5 or more consecutive games _____ 9 games (May 16, 2017 - June 2, 2017)
 Won 6 or more consecutive games _____ 9 games (May 16, 2017 - June 2, 2017)
 Won 8 or more consecutive games _____ 9 games (May 16, 2017 - June 2, 2017)
 Won 13 or more consecutive games _____ 13 games (March 23 - April 13, 2012)
 Won 19 or more consecutive games _____ 19 (1974 season)

Won 5 or more consecutive home games _____ 6 games (April 30, 2017-present)
 Won 10 or more consecutive home games _____ 11 games (April 22, 2016-April 13, 2017)
 Won 12 or more consecutive home games _____ 12 games (April 21, 2013-Feb. 17, 2014)
 Won 30 or more consecutive home games _____ 30 (1972-73 seasons)

Won 5 or more consecutive road games _____ 8 games (May 15, 2016-April 1, 2017)
 Won 6 or more consecutive road games _____ 8 games (May 15, 2016-April 1, 2017)
 Won 9 or more consecutive road games _____ 9 games (1976-77 seasons)

Won 5 or more consecutive conference games _____ 18 games (May 15, 2016-April 13, 2017)
 Won 10 or more consecutive conference games _____ 18 games (May 15, 2016-April 13, 2017)
 Won 15 or more consecutive conference games _____ 18 games (May 15, 2016-April 13, 2017)

Won 8 or more consecutive conference home games _____ 16 games (April 22, 2016-April 29, 2017)
 Won 12 or more consecutive conference home games _____ 16 games (April 22, 2016-April 29, 2017)
 Won 17 or more consecutive conference home games _____ 17 games (April 11, 2014-March 20, 2015)

Won 5 or more consecutive conference road games _____ 6 games (May 15, 2016-April 13, 2017)
 Won 6 or more consecutive conference road games _____ 6 games (May 15, 2016-April 13, 2017)
 Won 8 or more consecutive conference road games _____ 8 games (March 13-May 6, 2016)

Won 5 or more consecutive midweek games _____ 6 games (April 11, 2017-present)
 Won 6 or more consecutive midweek games _____ 6 games (April 11, 2017-present)
 Won 10 or more consecutive midweek games _____ 10 games (1986)

Lost 5 or more consecutive midweek home games _____ 6 games (1996)
 Lost 6 or more consecutive midweek home games _____ 6 games (1996)
 Lost 10 or more consecutive midweek home games _____ Never Happened

Lost 5 or more consecutive games _____ 5 games (Feb. 19-Feb. 24, 2016)
 Lost 6 or more consecutive games _____ 6 games (May 23, 2015-Feb. 24, 2016)
 Lost 8 or more consecutive games _____ 10 games (April 30-May 16, 2010)
 Lost 12 or more consecutive games _____ 12 games (Feb. 27-March 19, 2004)

Lost 5 or more consecutive home games _____ 7 games (April 30-May 16, 2010)
 Lost 6 or more consecutive home games _____ 7 games (April 30-May 16, 2010)
 Lost 8 or more consecutive home games _____ Never Happened

Lost 5 or more consecutive road games _____ 5 games (April 14, 2017-April 23, 2017)
 Lost 6 or more consecutive road games _____ 6 games (March 15-April 8, 2011)
 Lost 8 or more consecutive road games _____ 11 games (Feb. 27-March 19, 2004)
 Lost 14 or more consecutive road games _____ 14 games (April 24, 1999-Feb. 13, 2000)

Lost 5 or more consecutive conference games _____ 5 games (April 14, 2017-May 14, 2017)
 Lost 6 or more consecutive conference games _____ 11 games (April 23-May 16, 2010)
 Lost 10 or more consecutive conference games _____ 11 games (April 23-May 16, 2010)

Lost 5 or more consecutive conference home games _____ 8 games (April 24-May 16, 2010)
 Lost 6 or more consecutive conference home games _____ 8 games (April 24-May 16, 2010)
 Lost 8 or more consecutive conference home games _____ 8 games (April 24-May 16, 2010)

Lost 5 or more consecutive conference road games _____ 7 games (April 14, 2017-May 6, 2017)
 Lost 6 or more consecutive conference road games _____ 7 games (April 14, 2017-May 6, 2017)
 Lost 9 or more consecutive conference road games _____ 9 games (April 1-May 9, 2010)

Shutout an opponent _____ vs. Nevada (Feb. 17, 2017)
 Shutout an opponent on Opening Day _____ vs. Nevada (Feb. 17, 2017)
 Shutout an opponent at home _____ vs. Nevada (Feb. 17, 2017)
 Shutout a Southland opponent at home _____ vs. Central Arkansas (April 1, 2016)
 Shutout an opponent on the road _____ vs. #2 Texas A&M (May 17, 2016)
 Shutout a Southland opponent on the road _____ vs. Southeastern La. (May 12, 2013)
 Shutout an opponent on a neutral field _____ vs. Texas State @ Natchitoches, La., 2-0 (May 23, 2007)
 Shutout a midweek opponent at home _____ vs. Texas Southern (May 4, 2016)
 Shutout a midweek opponent on the road _____ vs. #2 Texas A&M (May 17, 2016)
 Shutout back-to-back opponents _____ vs. Houston, 4-0; vs. Texas Southern, 5-0 (May 3-4, 2016)

Was shutout _____ vs. #5 Texas Tech, 6-0 @ NCAA Lubbock Regional (June 3, 2017)
 Was shutout on Opening Day _____ vs. Tulane, 2-0 @ San Marcos, Texas (Feb. 15, 2013)
 Was shutout at home _____ vs. #13 Louisiana, 2-0 (Feb. 24, 2017)
 Was shutout by a Southland opponent _____ vs. Stephen F. Austin, 1-0 @ Sugar Land, Texas (May 28, 2016)
 Was shutout on the road _____ vs. Wichita State, 2-0 (March 5, 2016)
 Was shutout on the road by a Southland opponent _____ vs. Northwestern State, 1-0 (March 14, 2015)
 Was shutout on a neutral field _____ vs. #5 Texas Tech, 6-0 @ NCAA Lubbock Regional (June 3, 2017)
 Was shutout against a midweek opponent at home _____ vs. #4 Rice, 5-0 (May 15, 2012)
 Was shutout against a midweek opponent on the road _____ vs. Houston, 3-0 (April 28, 2015)
 Was shutout against a non-conference opponent at a neutral site _____ vs. Texas Tech @ Lubbock Regional (June 3, 2017)

Run-ruled an opponent _____ 13-1, 7 inn. vs. SFA @ SLC Tournament (May 24, 2017)
 Run-ruled an opponent at home _____ 13-3, 8 inn. vs. A&M-Corpus Christi (May 16, 2014)
 Run-ruled a Southland opponent at home _____ 13-3, 8 inn. vs. A&M-Corpus Christi (May 16, 2014)
 Run-ruled an opponent on the road _____ 14-4, 7 inn. vs. Stephen F. Austin (March 30, 2013)
 Run-ruled a Southland opponent on the road _____ 14-4, 7 inn. vs. Stephen F. Austin (March 30, 2013)

Was run-ruled _____ 2-12, 8 inn. at Stephen F. Austin (April 15, 2017)
 Was run-ruled at home _____ 3-13, 7 inn. vs. Nicholls (April 25, 2010)
 Was run-ruled by a Southland opponent at home _____ 3-13, 7 inn. vs. Nicholls (April 25, 2010)
 Was run-ruled on the road _____ 2-12, 8 inn. at Stephen F. Austin (April 15, 2017)
 Was run-ruled by a Southland opponent on the road _____ 2-12, 8 inn. at Stephen F. Austin (April 15, 2017)

Played extra innings _____ 14 innings, at Houston Baptist (L, 2-1) (May 12, 2017)
 Played 14 or more innings _____ 14 innings, at Houston Baptist (L, 2-1) (May 12, 2017)
 Played 20 or more innings _____ 22 innings, vs. TCU @ Fort Worth, Texas (L, 3-2) (May 31, 2014)

Won both games of a doubleheader _____ vs. Arizona: 9-3, vs. Texas Tech, 9-8 (June 4, 2017)
 Shutout opponent in both games of doubleheader _____ at Nicholls: 1-0; 2-0 (March 20, 1993)
 Lost both games of a doubleheader _____ at Central Arkansas (April 22, 2017)
 Was shutout in both games of a doubleheader _____ vs. Northwestern State: 0-4; 0-1 (April 4, 1993)

Swept a 3-game series at home _____ vs. Incarnate Word (April 18-19, 2017)
 Swept a 3-game series at home in non-conference _____ vs. Bradley (March 3-4, 2017)
 Swept a 3-game series on the road _____ vs. Abilene Christian (March 31-April 1, 2017)
 Swept a 3-game Southland series at home _____ vs. Incarnate Word (April 18-19, 2017)
 Swept a midweek series at home _____ 2 games, vs. Texas Southern (April 27, 2016)
 Swept a midweek series on the road _____ 2 games, vs. A&M-Corpus Christi (March 21, 2006)
 Swept a midweek series at a neutral site _____ 2 games, vs. TCU; Louisiana Tech (1990)

Was swept in a 3-game series at home _____ vs. A&M-Corpus Christi (May 19-21, 2011)
 Was swept in a 3-game series at home in non-conference _____ vs. Utah (Feb. 26-27, 2010)
 Was swept in a 3-game series on the road _____ vs. Houston Baptist (May 12-14, 2017)
 Was swept in a 3-game Southland series at home _____ vs. A&M-Corpus Christi (May 19-21, 2011)
 Was swept in a 3-game Southland series on the road _____ vs. Houston Baptist (May 12-14, 2017)

Swept 5 or more Southland series in a season _____ 5, 2016 (NICH, UCA, UIU, ACU, HBU)
 Swept 6 or more Southland series in a season _____ 6, 2014 (UNO, ACU, SLU, SFA, HBU, AMCC)
 Was swept in 2 or more Southland series in a season _____ 2, 2017 (UCA, HBU)
 Was swept in 4 or more Southland series in a season _____ 5, 2010 (NWST, LU, SFA, SLU, UCA)

Swept Abilene Christian in a 3-game series at home _____ 2016
 Swept Abilene Christian in a 3-game series on the road _____ 2017
 Was swept by Abilene Christian in a 3-game series at home _____ Never Happened
 Was swept by Abilene Christian in a 3-game series on the road _____ Never Happened

Swept A&M-Corpus Christi in a 3-game series at home _____ 2017
 Swept A&M-Corpus Christi in a 3-game series on the road _____ Never Happened
 Was swept by A&M-Corpus Christi in a 3-game series at home _____ 2011
 Was swept by A&M-Corpus Christi in a 3-game series on the road _____ 2004

Swept Central Arkansas in a 3-game series at home _____ 2016
 Swept Central Arkansas in a 3-game series on the road _____ Never Happened
 Was swept by Central Arkansas in a 3-game series at home _____ 2010
 Was swept by Central Arkansas in a 3-game series on the road _____ 2017

Swept Houston Baptist in a 3-game series at home _____ 2016
 Swept Houston Baptist in a 3-game series on the road _____ 2014
 Was swept by Houston Baptist in a 3-game series at home _____ Never Happened
 Was swept by Houston Baptist in a 3-game series on the road _____ 2017

Swept Incarnate Word in a 3-game series at home _____ 2017
 Swept Incarnate Word in a 3-game series on the road _____ 2016
 Was swept by Incarnate Word in a 3-game series at home _____ Never Happened
 Was swept by Incarnate Word in a 3-game series on the road _____ Never Happened

THE LAST TIME SAM HOUSTON...

Swept Lamar in a 3-game series at home _____ 2017
 Swept Lamar in a 3-game series on the road _____ 2008
 Was swept by Lamar in a 3-game series at home _____ 2007
 Was swept by Lamar in a 3-game series on the road _____ 2010

Swept McNeese in a 3-game series at home _____ 2013
 Swept McNeese in a 3-game series on the road _____ 2009
 Was swept by McNeese in a 3-game series at home _____ Never Happened
 Was swept by McNeese in a 3-game series on the road _____ 2003

Swept Nicholls in a 3-game series at home _____ 2017
 Swept Nicholls in a 3-game series on the road _____ 2016
 Was swept by Nicholls in a 3-game series at home _____ Never Happened
 Was swept by Nicholls in a 3-game series on the road _____ Never Happened

Swept Southeastern La. in a 3-game series at home _____ 2014
 Swept Southeastern La. in a 3-game series on the road _____ 1986
 Was swept by Southeastern La. in a 3-game series at home _____ 2009
 Was swept by Southeastern La. in a 3-game series on the road _____ 2010

Swept Stephen F. Austin in a 3-game series at home _____ 2014
 Swept Stephen F. Austin in a 3-game series on the road _____ 2011
 Was swept by Stephen F. Austin in a 3-game series at home _____ 2010
 Was swept by Stephen F. Austin in a 3-game series on the road _____ Never Happened

Defeated a Top 25 ranked team _____ vs. #5 Texas Tech, 4-3 (June 5, 2017)
 Defeated a Top 25 ranked team at home _____ vs. #20 Houston, 3-2 (May 2, 2017)
 Defeated a Top 25 ranked team on the road _____ at #22 Texas A&M, 8-2 (May 16, 2017)
 Defeated a Top 25 ranked team at a neutral site _____ vs. #5 Texas Tech, 4-3 @ Lubbock (June 5, 2017)

Defeated a Top 10 ranked team _____ vs. #5 Texas Tech, 4-3 @ Lubbock (June 5, 2017)
 Defeated a Top 10 ranked team at home _____ vs. #3 Rice, 9-8 (March 15, 2006)
 Defeated a Top 10 ranked team on the road _____ at #2 Texas A&M, 5-0 (May 17, 2016)
 Defeated a Top 10 ranked team at a neutral site _____ vs. #5 Texas Tech, 4-3 @ Lubbock (June 5, 2017)

Defeated a Top 5 ranked team _____ vs. #5 Texas Tech, 4-3 @ Lubbock (June 5, 2017)
 Defeated a Top 5 ranked team at home _____ vs. #3 Rice, 9-8 (March 15, 2006)
 Defeated a Top 5 ranked team on the road _____ at #2 Texas A&M, 5-0 (May 17, 2016)
 Defeated a Top 5 ranked team at a neutral site _____ vs. #5 Texas Tech, 4-3 @ Lubbock (June 5, 2017)

Defeated a #1 ranked team _____ Never Happened
 Defeated a #1 ranked team on the road _____ Never Happened
 Defeated a #1 ranked team at a neutral site _____ Never Happened

Won a series against a Top 25 ranked team _____ vs. #25 Oklahoma (Feb. 26-28, 2016)
 Won a series against a Top 10 ranked team _____ Never Happened
 Won a series against a Top 25 ranked team at home _____ vs. #25 Oklahoma (Feb. 26-28, 2016)
 Won a series against a Top 10 ranked team at home _____ Never Happened
 Won a series against a Top 25 ranked team on the road _____ vs. #23 Oklahoma (April 24-26, 2015)
 Swept a series against a Top 25 ranked team at home _____ vs. #25 Oklahoma (Feb. 26-28, 2016)
 Swept a series against a Top 25 ranked team on the road _____ Never Happened
 Played to a tie _____ at Texas A&M, 6-6 (8 inn) (April 5, 2005)

Hit back-to-back home runs _____ Spence Rahm, Hayden Simerly vs. Wichita State, 4th inn (Feb 14, 2015)
 Hit 2 or more home runs in an inning _____ 2, vs. SFA @ SLC Tournament, 1st inn (May 24, 2017)
 Hit 3 or more home runs in a game _____ 5, vs. Nicholls (April 9, 2017)
 Hit 4 or more home runs in a game _____ 5, vs. Nicholls (April 9, 2017)
 Hit 5 or more home runs in a game _____ 5, vs. Nicholls (April 9, 2017)
 Hit 6 or more home runs in a game _____ Never Happened

Scored 10 or more runs in 3 consecutive games _____ 3 games (March 31-April 1, 2017)
 Scored 10 or more runs in 4 consecutive games _____ 4 games (March 28-April 1, 2012)
 Scored 10 or more runs in 5 consecutive games _____ 5 games (1975)
 Scored 15 or more runs in a game _____ 19 vs. Abilene Christian (April 1, 2017)
 Scored 20 or more runs in a game _____ 23 vs. Incarnate Word (April 15, 2016)
 Scored 25 or more runs in a game _____ 32 vs. Saint Thomas (April 30, 1968)

Scored 10 or more runs in a loss _____ 13-14, vs. Stephen F. Austin (May 1, 2010)
 Scored 13 or more runs in a loss _____ 13-14, vs. Stephen F. Austin (May 1, 2010)
 Scored 15 or more runs in a loss _____ 15-16, vs. Southwest Texas (April 4, 1998)

Scored in 5 consecutive innings _____ 6 (1st-6th inn) vs. Incarnate Word (May 18, 2017)
 Scored in 6 consecutive innings _____ 6 (1st-6th inn) vs. Incarnate Word (May 18, 2017)
 Scored in 7 consecutive innings _____ 7 (1st-7th inn) vs. UT Arlington (March 21, 2017)
 Scored 5 or more runs in the first inning _____ 6, vs. SFA @ SLC Tournament (May 24, 2017)
 Scored 7 or more runs in the first inning _____ 12, vs. Prairie View A&M (March 22, 2016)
 Scored 9 or more runs in the first inning _____ 12, vs. Prairie View A&M (March 22, 2016)
 Scored 10 or more runs in the first inning _____ 12, vs. Prairie View A&M (March 22, 2016)
 Scored 7 or more runs in an inning _____ 8, vs. Arizona, 2nd inning (June 4, 2017)
 Scored 8 or more runs in an inning _____ 8, vs. Arizona, 2nd inning (June 4, 2017)
 Scored 9 or more runs in an inning _____ 11, vs. A&M-Corpus Christi (March 18, 2017)
 Scored 12 or more runs in an inning _____ 12, vs. Prairie View A&M (March 22, 2016)

Scored 10 or more runs in a road game _____ 10, at Southeastern La. (April 7, 2017)
 Scored 15 or more runs in a road game _____ 19, at Abilene Christian (May 1, 2017)
 Scored 20 or more runs in a road game _____ 23, at Incarnate Word (April 15, 2016)
 Scored 25 or more runs in a road game _____ Never Happened

Allowed 10 or more runs in a loss _____ 12, at Stephen F. Austin (April 15, 2017)
 Allowed 10 or more runs in a win _____ 12, at Abilene Christian (W, 19-12) (April 1, 2017)
 Allowed 15 or more runs in a game _____ 20, at #10 Texas Tech (L, 3-20) (April 13, 2016)
 Allowed 20 or more runs in a game _____ 20, at #10 Texas Tech (L, 3-20) (April 13, 2016)
 Allowed 7 or more runs in an inning _____ 9 (7th inn), at #10 Texas Tech (L, 3-20) (April 13, 2016)
 Allowed 5 or more runs in the first inning _____ 5, vs. Buffalo (March 25, 2017)
 Allowed 6 or more runs in the first inning _____ 6, vs. Central Arkansas (April 3, 2016)

Overcame a deficit of 5 or more runs in a win _____ 5, at Abilene Christian (W, 19-12) (April 1, 2017)
 Overcame a deficit of 6 or more runs in a win _____ 6 vs. Central Arkansas (W, 9-7) (April 3, 2016)
 Overcame a deficit of 7 or more runs in a win _____ 8 at Wichita State (W, 15-11) (March 4, 2016)
 Overcame a deficit of 3 or more runs in the 9th to win _____ 5 vs. Northern Colorado (Feb 27, 2011)
 Overcame a deficit of 5 or more runs in the 9th to win _____ 5 vs. Northern Colorado (Feb 27, 2011)

Squandered a lead of 4 or more runs in a loss _____ 4, at Houston Baptist (L, 9-8) (May 14, 2017)
 Squandered a lead of 5 or more runs in a loss _____ 5, vs. Northwestern St. (L, 5-7) (March 18, 2016)
 Squandered a multi-run lead in the 9th in a loss _____ 5, vs. Northwestern St. (L, 5-7) (March 18, 2016)

Had 15 or more hits in a game _____ 20, vs. Incarnate Word (May 18, 2017)
 Had 15 or more hits in a win _____ 20, vs. Incarnate Word (May 18, 2017)
 Had 20 or more hits in a win _____ 20, vs. Incarnate Word (May 18, 2017)
 Had 25 or more hits in a win _____ 30, at Incarnate Word (April 15, 2016)
 Had 30 or more hits in a win _____ 30, at Incarnate Word (April 15, 2016)
 Had 60 or more hits in a Southland series _____ 61 at Incarnate Word (April 15-16, 2016)
 Had 15 or more hits in a loss _____ 17, vs. Nicholls (L, 12-15) (April 24, 2010)
 Had 19 or more hits in a loss _____ 19, at Nicholls (L, 5-6: 18 inn) (March 30, 2002)

Had 6 or more stolen bases in a game _____ 7, at Abilene Christian (April 1, 2017)
 Had 7 or more stolen bases in a game _____ 7, at Abilene Christian (April 1, 2017)
 Had 8 or more stolen bases in a game _____ 8, at Abilene Christian (March 31, 2017)
 Had 10 or more stolen bases in a game _____ 10, at Incarnate Word (April 15, 2016)

Committed 4 or more errors in a game _____ 5, vs. McNeese (April 28, 2017)
 Committed 5 or more errors in a game _____ 5, vs. McNeese (April 28, 2017)
 Committed 6 or more errors in a game _____ 6, at Oklahoma (April 25, 2015)

THE LAST TIME A SAM HOUSTON INDIVIDUAL...**HITTING:**

Hit an inside-the-park home run _____ Luke Plucheck vs. Nicholls, 6th inn (May 5, 2013)
 Hit a pinch-hit home run _____ Hayden Simerly vs. UCONN, 8th inn (March 8, 2013)
 Hit a grand slam _____ Lance Miles vs. Nicholls (April 9, 2017)
 Hit a grand slam on the road _____ Andrew Fregia at Nicholls (March 25, 2016)
 Hit a grand slam at home _____ Lance Miles vs. Nicholls (April 9, 2017)
 Hit a home run in 9th inning to tie game _____ Robie Rojas at New Orleans (March 12, 2016)
 Hit a walk-off home run _____ Hayden Simerly vs. UCONN (March 9, 2013)
 Hit an extra-inning home run _____ Hunter Courson, 12th inn vs. Purdue (Feb. 21, 2015)
 Hit an extra-inning, walk-off home run _____ Corey Toups, 11th inn vs. Abilene Christian (April 12, 2014)
 Hit 2 home runs in an inning _____ 2, Ryan Rosplock vs. UTSA (April 21, 1996)
 Hit 3 or more home runs in a game _____ 3, Bobby Verbick vs. Lamar (Feb. 23, 2008)

Reached base safely in 20 consecutive games _____ 25 games, Lance Miles (March 31, 2017-May 12, 2017)
 Reached base safely in 25 consecutive games _____ 25 games, Lance Miles (March 31, 2017-May 12, 2017)
 Reached base safely in 30 consecutive games _____ 46 games, Bryce Johnson (April 25, 2015-April 10, 2016)
 Reached base safely in 40 consecutive games _____ 46 games, Bryce Johnson (April 25, 2015-April 10, 2016)

Hit safely in 20 consecutive games _____ 21, Bryce Johnson (April 26, 2015-Feb 28, 2016)
 Hit safely in 25 consecutive games _____ 26, Chris Andreas (April 7-May 22, 2010)
 Hit safely in 30 consecutive games _____ Terry Pirtle (1987 season)

Had a walk-off base hit _____ Clayton Harp vs. McNeese (April 28, 2017)
 Had a walk-off base hit in extra-innings _____ Bryce Johnson vs. #25 Oklahoma (Feb. 28, 2016)
 Had a walk-off walk _____ Zach Smith vs. Houston Baptist (May 21, 2016)

THE LAST TIME A SAM HOUSTON INDIVIDUAL...

Had 4 or more hits in a game _____ 4, B. Johnson/R. Rojas vs. SFA (May 24, 2017)
 Had 5 or more hits in a game _____ 5, Blake Chisolm at Abilene Christian (April 1, 2017)
 Had 6 or more hits in a game _____ 7, Clayton Harp at Incarnate Word (April 15, 2016)
 Had 7 or more hits in a game _____ 7, Clayton Harp at Incarnate Word (April 15, 2016)

Scored 4 or more runs in a game _____ 4, Bryce Johnson vs. Incarnate Word (May 18, 2017)
 Scored 5 or more runs in a game _____ 5, Clayton Harp/Bryce Johnson vs. A&M-Corpus Christi (March 18, 2017)
 Scored 6 or more runs in a game _____ 6, Bryan McDonald at McNeese (March 10, 1986)

Hit 3 or more doubles in a game _____ 3, Clayton Harp at Incarnate Word (April 15, 2016)
 Hit 2 or more triples in a game _____ 2, Hunter Hearn at Abilene Christian (April 1, 2017)

Had 3 or more extra-base hits in a game _____ 3, Andrew Fregia vs. Nicholls (April 9, 2017)
 Had 4 or more extra-base hits in a game _____ 4, Blake Chisolm at Abilene Christian (April 1, 2017)

Had 5 or more RBIs in a game _____ 5, Robie Rojas vs. SFA (May 24, 2017)
 Had 6 or more RBIs in a game _____ 6, Hunter Hearn vs. Buffalo (March 24, 2017)
 Had 7 or more RBIs in a game _____ 7, Anthony Azar at New Orleans (March 15, 2014)

Had 3 or more walks in a game _____ 3, Bryce Johnson vs. Central Arkansas (May 27, 2017)
 Had 4 or more walks in a game _____ 4, Greg Olson vs. San Diego (Feb. 19, 2012)
 Had 5 or more walks in a game _____ 5, Nick Zaleski vs. Missouri State (Feb. 28, 2009)

Stole home _____ Mac Odom, 4th inn, at Abilene Christian (March 31, 2017)
 Had 3 or more stolen bases in a game _____ 3, Mac Odom at Abilene Christian (March 31, 2017)
 Had 4 or more stolen bases in a game _____ 4, Todd Sebek vs. Texas Southern (April 10, 2007)
 Had 5 or more stolen bases in a game _____ Never Happened

PITCHING:

Had 3 or more consecutive scoreless starts _____ 3, Cody Dickson (April 30-May 17, 2013)
 Had a scoreless streak of at least 10 innings _____ Heath Donica, 11 (June 3, 2016-Feb. 24, 2017)
 Had a scoreless streak of at least 15 innings _____ Greg Belton, 19 (April 13-May 15, 2016)
 Had a scoreless streak of at least 20 innings _____ Cody Dickson, 28 (April 27- May 23, 2013)

Threw a 7-inning no-hitter _____ Ron Nottebart vs. UTA (1977)
 Threw a 9-inning no-hitter _____ Alton Alton vs. Defiance (1961)
 Carried a no-hitter through 5.0 or more innings _____ 8.1 innings, Heath Donica vs. SFA (May 28, 2016)
 Carried a no-hitter through 7.0 or more innings _____ 8.1, Heath Donica vs. SFA (May 28, 2016)

Retired 10 or more consecutive hitters _____ 13, Dakota Mills vs. Central Arkansas (May 27, 2017)
 Retired 14 or more consecutive hitters _____ 15, Heath Donica vs. Nevada (Feb 17, 2017)
 Retired 20 or more consecutive hitters in relief _____ 28, Greg Belton (May 28-June 5, 2016)

Struck out 10 or more hitters in a game _____ 11, Heath Donica vs. Louisiana (Feb. 24, 2017)
 Struck out 12 or more hitters in a game _____ 14, Heath Donica vs. Nevada (Feb 17, 2017)
 Struck out 20 or more hitters in a game _____ 20, Ron Kainer vs. Adams State (1974)

Pitched 9 or more innings _____ 10, Heath Donica at Southeastern La. (May 5, 2017)
 Pitched 9 or more scoreless innings _____ 9, Heath Donica vs. Nevada (Feb 17, 2017)
 Pitched a 9-inning, complete game _____ 9, Heath Donica vs. Nevada (Feb 17, 2017)
 Pitched a 9-inning, complete game shutout _____ 9, Heath Donica vs. Nevada (Feb 17, 2017)

ALPHABETICAL ROSTER

No.	Name	Pos.	B/T	Ht.	Wt.	Cl.	Hometown/Previous School
32	Cross Austin	R/R	IF	6-4	225	Fr.	The Woodlands, Texas (John Cooper HS)
19	Kyle Backhus	L/L	LHP	6-3	160	Fr.	New Waverly, Texas (Willis HS)
11	Seth Ballew	L/L	LHP	5-10	180	RSo.	Sugar Land, Texas (Fort Bend Travis HS / Blinn JC)
17	Taylor Beene	R/R	IF	6-0	170	Sr.	Humble, Texas (Atascocita HS / Galveston JC)
42	Josh Biles	R/R	OF	6-3	225	So.	Sugar Land, Texas (Dulles HS)
34	Colin Cameron	R/R	RHP	6-3	190	So.	The Woodlands, Texas (College Park HS)
25	Jordan Cannon	R/R	RHP	6-2	185	So.	Centerville, Texas (Centerville HS)
27	Blake Chisolm	L/R	IF/RHP	6-5	210	Jr.	Friendswood, Texas (Clear Springs HS / Alvin CC)
12	Riley Cooper	L/L	LHP	5-10	150	RJr.	Texas City, Texas (Texas City HS / Louisiana)
10	Brad Demco	R/L	LHP	6-2	175	Fr.	Austin, Texas (Lake Travis HS)
18	Heath Donica	R/R	RHP	6-2	200	Sr.	Corsicana, Texas (Corsicana HS / Navarro JC)
7	Andrew Fregia	R/R	IF	6-0	170	So.	Liberty, Texas (Liberty HS)
24	Riley Gossett	R/R	RHP	6-1	175	So.	Cypress, Texas (Cy Ranch HS)
3	Jaxxon Grisham	L/R	IF	6-2	195	So.	College Station, Texas (College Station HS)
40	Mark Hammel	R/R	RHP	6-0	195	Jr.	Cypress, Texas (Cy Woods HS / Alvin CC)
47	Clayton Harp	L/R	OF	6-4	170	So.	El Campo, Texas (El Campo HS)
8	Hunter Hearn	R/R	1B/OF	6-1	200	So.	Crosby, Texas (Crosby HS)
44	Bryce Johnson	S/R	OF	6-2	180	Jr.	Cypress, Texas (Cy Ranch HS)
45	Christian Kuhl	R/R	C	6-0	195	Fr.	Willis, Texas (Willis HS)
2	Riley McKnight	R/R	UTL	6-1	180	So.	Spring, Texas (Oak Ridge HS)
21	Nick Mikolajchak	R/R	RHP	6-2	185	Fr.	Houston, Texas (Klein Collins HS)
5	Lance Miles	S/R	IF	6-0	185	RSr.	The Woodlands, Texas (The Woodlands HS / Kansas State)
41	Dakota Mills	R/R	RHP	6-2	220	RJr.	Meadows Place, Texas (Dulles HS / Blinn JC)
1	Mac Odom	S/R	OF	5-10	170	So.	Klein, Texas (Klein HS)
30	Dominic Robinson	L/L	LHP	6-1	185	Fr.	Tomball, Texas (Tomball Memorial HS)
9	Robie Rojas	R/R	C	5-8	200	Sr.	Jersey Village, Texas (Jersey Village HS / Blinn JC)
29	Gabriel Sequeira	L/L	LHP	6-0	175	Fr.	Cypress, Texas (Cy Creek HS)
14	Hunter Southerland	S/R	C	6-0	200	RJr.	Fort Worth, Texas (Northwest HS / Northeast Texas CC)
15	Nate VanDyke	R/R	IF	5-9	175	Jr.	Montgomery, Texas (Montgomery HS)
23	Hayden Wesneski	R/R	RHP	6-2	190	Fr.	Cypress, Texas (Cy-Fair HS)

SUPPORT STAFF

Amy Van Horn	Trainer
Trevor Williams	Strength Coach
Hayden Nixon	Student Manager
Zach Smith	Student Manager

PRONUNCIATION GUIDE

19	Kyle Backhus	BACK-us
11	Seth Ballew	buh-loo
7	Andrew Fregia	FREE-shzay
45	Chrisian Kuhl	cool
21	Nick Mikolajchak	mic-OH-lah-chick
9	Robie Rojas	ROB-ee
29	Gabriel Sequeira	sec-AIR-uh
14	Hunter Southerland	suth-er-land
	Jay Sirianni	Seer-ee-ahni

SAM HOUSTON COACHING STAFF TIMELINE

Jay Sirianni

2015-now: Sam Houston State
Pitching Coach
2005-14: UT Arlington
Pitching/Recruiting
2002-04: Barton County CC
Pitching
2001: Liberal Bee Jays
Assistant Coach
2001: Nebraska
Graduate Assistant

Lance Harvell

2015-now: Sam Houston State
Hitting Coach
2013-14: Louisiana Ragin' Cajuns
Volunteer Assistant
2010-12: Texarkana JC
Hitting/Recruiting
2008-09: Texas A&M
Graduate Assistant

Gary Miller

2015-now: Sam Houston State
Assistant Coach

Asst. Coach

NUMERICAL ROSTER

#	Name	Pos.	Yr.
1	Mac Odom	OF	So.
2	Riley McKnight	INF	So.
3	Jaxxon Grisham	OF	So.
5	Lance Miles	INF	RSr.
7	Andrew Fregia	INF	So.
8	Hunter Hearn	1B/OF	So.
9	Robie Rojas	C	Sr.
10	Brad Demco	LHP	Fr.
11	Seth Ballew	LHP	RSo.
12	Riley Cooper	LHP	RJr.
14	Hunter Southerland	C	RJr.
15	Nate VanDyke	INF	Jr.
17	Taylor Beene	INF	Sr.
18	Heath Donica	RHP	Sr.
19	Kyle Backhus	LHP	Fr.
21	Nick Mikolajchak	RHP	Fr.
23	Hayden Wesneski	RHP	Fr.
24	Riley Gossett	RHP	So.
25	Jordan Cannon	RHP	So.
27	Blake Chisolm	INF/RHP	Jr.
29	Gabriel Sequeira	LHP	Fr.
30	Dominic Robinson	LHP	Fr.
32	Cross Austin	INF	Fr.
34	Colin Cameron	RHP	So.
40	Mark Hammel	RHP	Jr.
41	Dakota Mills	RHP	RJr.
42	Josh Biles	OF	So.
44	Bryce Johnson	OF	Jr.
45	Christian Kuhl	C	Fr.
47	Clayton Harp	OF	So.

EXPERIENCE BREAKDOWN

Seniors (4) _____ Miles, Rojas, Beene, Donica
Juniors (7) ____ Cooper, Southerland, Mills, VanDyke
____ Chisolm, Hammel, Johnson
Sophomores (11) _____ Ballew, Odom, McKnight,
____ Grisham, Fregia, Hearn,
____ Gossett, Cannon, Cameron, Biles, Harp
Freshmen (8) _____ Demco, Backhus, Mikolajchak,
____ Wesneski, Sequeira, Robinson,
____ Austin, Kuhl

STATE BREAKDOWN

Texas (30) _____ Everyone

POSITION BREAKDOWN

Left-handed pitchers (6) _____ Demco, Ballew,
____ Cooper, Backhus
____ Sequeira, Robinson
Right-handed pitchers (8) ____ Donica, Mikolajchak,
____ Wesneski, Gossett, Cannon,
____ Cameron, Hammel, Mills
Catchers (3) _____ Rojas, Southerland, Kuhl
Infielders (7) _____ Chisolm, Grisham, Miles,
____ Fregia, VanDyke, Beene, Austin
Outfielders (6) _____ McKnight, Odom,
____ Hearn, Biles, Johnson, Harp

RADIO/TV ROSTER



1
Mac Odom
So. • 5-10 • 170 • S/R
OF • Klein



2
Riley McKnight
So. • 6-1 • 180 • R/R
INF • Spring



3
Jaxxon Grisham
So. • 6-2 • 195 • L/R
INF • College Station



5
Lance Miles
RSr. • 6-0 • 185 • S/R
INF • The Woodlands



7
Andrew Fregia
So. • 6-0 • 170 • R/R
INF • Liberty



8
Hunter Hearn
So. • 6-1 • 200 • R/R
1B/OF • Crosby



9
Robie Rojas
Sr. • 5-8 • 200 • R/R
C • Jersey Village



10
Brad Demco
Fr. • 6-2 • 175 • R/L
LHP • Austin



11
Seth Ballew
RSo. • 5-10 • 180 • L/L
LHP • Sugar Land



12
Riley Cooper
R Jr. • 5-10 • 150 • L/L
LHP • Texas City



14
Hunter Southerland
R Jr. • 6-0 • 195 • S/R
C • Fort Worth



15
Nate VanDyke
Jr. • 5-9 • 175 • R/R
INF • Montgomery



17
Taylor Beene
Sr. • 6-0 • 170 • R/R
INF • Humble



18
Heath Donica
Sr. • 6-2 • 200 • R/R
RHP • Corsicana



19
Kyle Backhus
Fr. • 6-3 • 160 • L/L
LHP • New Waverly



21
Nick Mikolajchak
Fr. • 6-2 • 185 • R/R
RHP • Houston



23
Hayden Wesneski
Fr. • 6-2 • 190 • R/R
RHP • Cypress



24
Riley Gossett
So. • 6-1 • 175 • R/R
RHP • Cypress



25
Jordan Cannon
So. • 6-2 • 185 • R/R
RHP • Centerville



27
Blake Chisolm
Jr. • 6-5 • 210 • L/R
DH • Friendswood



29
Gabriel Sequeira
Fr. • 6-0 • 175 • L/L
LHP • Cypress



30
Dominic Robinson
Fr. • 6-1 • 185 • L/L
LHP • Tomball



32
Cross Austin
Fr. • 6-4 • 225 • R/R
INF • The Woodlands




34
Colin Cameron
So. • 6-3 • 190 • R/R
RHP • The Woodlands



40
Mark Hammel
Jr. • 6-0 • 195 • R/R
RHP • Cypress



41
Dakota Mills
R Jr. • 6-2 • 220 • R/R
RHP • Meadows Place




42
Josh Biles
So. • 6-3 • 225 • R/R
OF • Sugar Land



44
Bryce Johnson
Jr. • 6-2 • 180 • S/R
OF • Cypress



45
Christian Kuhl
Fr. • 6-0 • 195 • R/R
C • Willis



47
Clayton Harp
So. • 6-4 • 170 • L/R
OF • El Campo



28
Matt Deggs
Head Coach
3rd Season



31
Jay Sirianni
Assistant Coach
3rd Season




22
Lance Harvell
Assistant Coach
3rd Season



46
Gary Miller
Operations Coordinator
3rd Season



6
Zach Smith
Student Manager
1st Season



38
Hayden Nixon
Student Manager
1st Season