



TWO THOUSAND SEVENTEEN FLORIDA STATE BASEBALL

21 COLLEGE WORLD SERIES APPEARANCES • 22 FIRST ROUND DRAFT PICKS • 43 1ST TEAM ALL-AMERICANS

2017 SCHEDULE

FLORIDA STATE (35-20, 14-14 ACC)

Date	Ranking (FSU/Opp)	Opponent	Result/Time
2/17	3/-	VCU	L, 0-3
2/18	3/-	VCU	W, 12-3
2/19	3/-	VCU	W, 11-3
2/21	3/-	USF	L, 4-2
2/24	3/-	Samford	W, 16-3
2/25	3/-	Samford	W, 8-0
2/26	3/-	Samford	W, 13-4
2/28	3/-	at Jacksonville	W, 6-5
3/3	3/-	Oakland	W, 18-10
3/4	3/-	Oakland	W, 12-1
3/5	3/-	Oakland	W, 14-6
3/7	3/-	at UCF	W, 5-2
3/8	3/-	at UCF	W, 5-0
3/10	3/-	Boston College*	L, 5-8
3/11	3/-	Boston College*	W, 11-1
3/11	3/-	Boston College*	W, 13-0
3/14	1/5	at Florida	L, 0-1
3/15	1/22	at FGCU	L, 2-5
3/17	1/-	at Virginia Tech*	W, 9-2
3/18	1/-	at Virginia Tech*	L, 12-13
3/19	1/-	at Virginia Tech*	L, 0-17
3/21	13/-	Jacksonville	W, 10-9
3/24	13/-	at Notre Dame*	W, 8-2
3/24	13/-	at Notre Dame*	W, 8-3 (13)
3/25	13/-	at Notre Dame*	W, 5-1
3/28	12/9	vs. Florida (Jax)	L, 1-4
3/31	12/8	North Carolina*	L, 1-3
4/1	12/8	North Carolina*	L, 2-5 (11)
4/2	12/8	North Carolina*	L, 7-9
4/4	22/20	FGCU	W, 7-6
4/5	22/20	FGCU	W, 3-2 (5)
4/7	22/-	at NC State*	W, 16-7
4/8	22/-	at NC State*	L, 3-4
4/9	22/-	at NC State*	L, 4-8
4/11	-/12	Florida	L, 7-10
4/15	-/4	Clemson*	L, 10-12
4/16	-/4	Clemson*	W, 7-3
4/17	-/3	Clemson*	W, 7-6
4/19	-/-	Stetson	W, 7-3
4/21	-/-	at Miami*	W, 6-2
4/22	-/-	at Miami*	L, 5-4 (10)
4/25	-/-	at Stetson	W, 11-5
4/28	-/14	Virginia*	W, 6-4
4/29	-/14	Virginia*	L, 0-8
4/30	-/14	Virginia*	L, 5-7
5/5	-/-	Pacific	W, 9-8
5/6	-/-	Pacific	W, 18-5
5/6	-/-	Pacific	W, 5-3
5/7	-/-	Pacific	W, 5-3
5/9	-/-	Jacksonville	W, 21-2
5/12	-/21	Wake Forest*	L, 3-4
5/13	-/21	Wake Forest*	W, 4-0
5/14	-/21	Wake Forest*	L, 9-10
5/18	-/2	at Louisville*	W, 12-9
5/19	-/2	at Louisville*	W, 8-2
5/24	-/-	vs. Notre Dame ¹	11:00 AM
5/26	-/5	vs. Louisville ²	3:00 PM
6/2-4		NCAA Regionals	
6/9-11		NCAA Super Regionals	
6/18-29		NCAA College World Series	

*ACC Game; Home Game
¹ACC Championship

Rankings listed are from D1Baseball.com

FLORIDA STATE SEMINOLES



35-20
14-14 ACC Head Coach
Mike Martin (Florida State '66)
Career: 1933-691-4 (.736) | 38th Season
At FSU: Same

BY THE NUMBERS

OVERALL | 35-20 PROBABLE
CURRENT | W2 STARTERS
ACC | 14-14
CURRENT | W2 WED | Drew Parrish
HOME | 23-12 (5-3, 5.54 ERA)
AWAY | 12-7
NEUTRAL | 0-1 FRI | Tyler Holton
LAST 5 | 3-2 (8-2, 2.55 ERA)
LAST 10 | 8-2

#5 LOUISVILLE CARDINALS



35-20
14-14 ACC Head Coach
Dan McDonnell (The Citadel '92)
Career: 502-200 (.715) | 11th Season
At Louisville: Same

BY THE NUMBERS

OVERALL | 46-9 PROBABLE
CURRENT | L3 STARTERS
ACC | 23-6
CURRENT | L2 THU | Brendan McKay
HOME | 29-4 (8-3, 2.22 ERA)
AWAY | 14-5
NEUTRAL | 3-0
LAST 5 | 2-3 FRI | Kade McClure
LAST 10 | 7-3 (7-2, 2.99 ERA)

NOTRE DAME FIGHTING IRISH



26-30
10-20 ACC Head Coach
Mik Aoki (Davidson '90)
Career: 375-409-2 (.478) | 17th Season
At Notre Dame: 174-161-1 (.519) | 7th Season

BY THE NUMBERS

OVERALL | 26-30 PROBABLE
CURRENT | L3 STARTERS
ACC | 10-20
CURRENT | L6 WED | Brad Bass
HOME | 18-9 (3-7, 3.92 ERA)
AWAY | 4-15
NEUTRAL | 4-6 THU | TBA
LAST 5 | 1-4
LAST 10 | 3-7

STARTING 9: WHAT TO KNOW

- Noles looking for 7th ACC Championship:** Florida State begins a quest for a 7th ACC Tournament title with two pool play games against Notre Dame (Wednesday, 11 a.m.) and Louisville (Friday, 3 p.m.). FSU is 5-0 against the two teams this year, including winning both games against the No. 2 Cardinals last weekend in Louisville.
- Last time out:** FSU took a two-game sweep against No. 2 Louisville, winning 12-9 and 8-2 before the finale was rained out. FSU is the first team since Louisville joined the ACC to win a regular season series at Jim Patterson Stadium. FSU's 12 runs scored are the most this season against the Cardinals.
- All-ACC:** Five Seminoles were named to the All-ACC & All-Freshman teams, the league announced Monday. Sophomore Tyler Holton is one of three First Team starting pitchers; Quincy Nieporte is Second Team DH, and Dylan Busby is Third Team 3B. J.C. Flowers (OF) and Drew Mendoza (1B) both earned All-Freshman nods.
- Holton pitching:** Tyler Holton is just the second pitcher in ACC history to earn Pitcher of the Week honors five times in one season after allowing just one run on five hits, while striking out 11, at No. 2 Louisville Friday night. Mike Rogers (NC State) also won five POTW awards in 2004.
- Holton 10+ K:** Holton has tallied 109 strikeouts this season, second-most in the ACC behind Player of the Year Brendan McKay. Four times this season Holton recorded double-digit strikeouts, including a career-high 13 against Oakland (3/4). Sean Gilmartin (2011) is the last FSU player with four double-digit strikeout games in one season.
- Quincy Nieporte:** Senior designated hitter Quincy Nieporte has 68 runs batted in this season after recording 7 in two games at No. 2 Louisville. Q's 68 runs batted in are the most for a Seminole since Mike McGee had 73 in 2010. Nieporte also has four grand slams this season, the most in the country.
- Busby National POTW:** Dylan Busby was named the NCBWA National Hitter of the Week (4/25) after going 8-for-18 with three HR, two doubles and 10 RBI in four games. Busby hit two home runs against Stetson (4/18) and had three RBI in five straight games, the first player in FSU history to do so. His .305 average is second on the team.
- Martin's 3,000th game:** Game 1 against Virginia (4/28) was head coach Mike Martin's 3,000th as a member of Florida State (Player - 96 - 1965-66; Asst. Coach - 288 - 1975-79; Head Coach - 2,628 - 1980-Present). Martin is the NCAA active leader in wins (1,933) & pct. (.736) and just 43 wins from the all-time mark (Augie Garrido, 1,975).
- J.D. Drew jersey retired:** Florida State baseball retired the No. 39 jersey of J.D. Drew (1995-97) on April 15. Drew, a two-time All-American and the only member of the 30 HR/30 SB club in college (1997), is just the second FSU player to have his jersey/number retired (No. 34 Dick Howser).

ROSTER

No.	Name	B-T	Pos.	Ht.	Wt	Cl	Hometown / Previous School
1	Tyler Daughtry	L/R	INF	5-10	180	Fr.	Warner Robins, Ga. / Veterans
2	Jackson Lueck	S/R	OF	6-1	190	So.	Orlando, Fla. / Orangewood Christian
3	Nick Derr	R/R	INF	6-0	190	Fr.	Lakewood Ranch, Fla. / Sarasota
5	Justin Sorokowski	R/R	RHP/INF	6-2	205	Fr.	Mechanicsville, Va. / Lee Davis
6	Cobi Johnson	R/R	RHP	6-4	210	Jr.	Holiday, Fla. / J.W. Mitchell
7	Steven Wells, Jr.	R/R	RHP/OF	6-2	175	Jr.	Key West, Fla. / Key West
8	J.C. Flowers	R/R	RHP/OF	6-2	185	Fr.	Orange Park, Fla. / Trinity Christian Academy
10	Taylor Walls	S/R	INF	5-10	180	Jr.	Cordele, Ga. / Crisp County
12	Brandon Reitz	R/R	RHP	6-1	175	Fr.	Ocala, Fla. / Trinity Catholic
14	Tyler Holton	L/L	LHP/OF	6-2	200	So.	Tallahassee, Fla. / Lincoln
15	Hank Truluck	R/R	INF/OF	6-1	190	Sr.	Ocala, Fla. / Forest
16	Jared Herron	R/R	C	6-1	210	Fr.	Orlando, Fla. / Trinity Prep
17	Clayton Kwiatkowski	L/L	LHP	6-2	215	Fr.	Tampa, Fla. / Jesuit
18	Ed Voyles	R/R	RHP	6-7	205	RJr.	Atlanta, Ga. / Holy Innocents Episcopal
19	Andrew Karp	R/R	RHP	6-3	210	RSO.	Winter Garden, Fla. / West Orange
20	Kyle Cavanaugh	R/R	1B	6-5	230	RJr.	Winter Park, Fla. / Trinity Prep / Tallahassee CC
21	Alex Carpenter	R/R	RHP	6-1	195	RFr.	Satellite Beach, Fla./Melbourne Central Cath./Eastern Fla.
22	Drew Mendoza	L/R	INF	6-4	210	Fr.	Minneola, Fla. / Lake Minneola
23	Ryan Mejia	R/R	OF	6-1	190	Fr.	Tampa, Fla. / Alonso
24	Matt Henderson	S/R	INF	5-9	165	Sr.	Chico, Calif. / Pleasant Valley / Santa Barbara CC
25	Ronnie Ramirez	R/R	RHP	5-9	180	So.	Tampa, Fla. / Jesuit
26	Cole Sands	R/R	RHP	6-3	210	So.	Tallahassee, Fla. / North Florida Christian
28	Dylan Busby	R/R	INF	6-3	190	Jr.	Sarasota, Fla. / Sarasota
29	Quincy Nieporte	R/R	1B	6-1	223	Sr.	Atlanta, Ga. / St. Pius X Catholic / Tallahassee CC
30	Will Zirzow	R/R	RHP	6-5	220	RJr.	Fleming Island, Fla. / The Bolles School
31	Alec Byrd	L/L	LHP	6-3	175	Sr.	Miami Shores, Fla. / St. Thomas Aquinas
32	Grant Stewart	L/L	LHP	5-10	170	Fr.	Paxton, Fla. / Paxton
33	Chase Haney	R/R	RHP	6-6	225	So.	Winter Garden, Fla. / Windermere Prep
35	Cal Raleigh	S/R	C	6-3	205	So.	Cullowhee, N.C. / Smoky Mountain
36	Dillon Brown	R/R	RHP	6-0	170	RFr.	Lynn Haven, Fla. / Mosley
38	Rhett Aplin	L/L	LHP	6-2	220	Jr.	Fleming Island, Fla. / Fleming Island / Seminole State
42	Jim Voyles	R/R	RHP	6-7	205	Sr.	Atlanta, Ga. / Holy Innocents Episcopal
43	Drew Parrish	L/L	LHP/OF	5-11	180	Fr.	Rockledge, Fla. / Rockledge
46	Drew Carlton	R/R	RHP	6-1	207	Jr.	Lakeland, Fla. / George Jenkins
53	Bryan Bussey	R/R	C	6-2	220	Sr.	Weaverville, N.C. / North Buncombe / Walters State CC

COACHING STAFF

- 11 Head Coach: Mike Martin - 38th Season/Florida State (1966)
- 44 Associate Head Coach: Mike Bell - 6th Season/Florida State (1996)
- 4 Assistant Coach: Mike Martin, Jr. - 20th Season/Florida State (1995)
- 41 Volunteer Assistant Coach: Clyde Keller - 2nd Season/Florida State (1990)

PRONUNCIATION GUIDE

Jackson LUECK	Luke
Justin SOROKOWSKI	Sore-o-cow-ski
Brandon REITZ	Rights
Jared HERRON	Hair-in
Clayton KWIATKOWSKI	Quit-cow-ski
Ryan MEJIA	Muh-he-uh
Quincy NIEPORTE	Knee-port-e
Will ZIRZOW	Zeer-zow
Chase HANEY	Hay-knee
Rhett APLIN	App-lin
Bryan BUSSEY	Bus-E

2017 INFORMATION

Average (3.00 plate app/game)

Rhett Aplin	.322
Dylan Busby	.305
Quincy Nieporte	.302
Jackson Lueck	.299

Hits

Quincy Nieporte	61
Dylan Busby	58
Taylor Walls	54
J.C. Flowers	48

RBI

Quincy Nieporte	68
Dylan Busby	50
Taylor Walls	42
Jackson Lueck	38

Walks

Taylor Walls	51
Matt Henderson	36
Cal Raleigh	33
Tyler Daughtry	29

2017 QUICK FACTS

Location	Tallahassee, FL
Nickname	Seminoles
Colors	Garnet & Gold
Enrollment	41,773
President	John Thrasher
Athletics Director	Stan Wilcox
Conference	Atlantic Coast
Home Field	Dick Howser Stadium
Capacity	6,700
Surface	Natural Grass
Dimensions	LF-340, CF-400, RF-320
Alleys	365-LC; 360-RC
Ht of Wall - 10'; Ht of RF Screen - 30'	
Letterwinners R/L	22/11
Position Starters R/L	10/4
Pitcher R/L	12/7
All-Time Record (Yrs)	2833-1062-10 (70)
All-Time ACC Record (Yrs)	473-211-0 (26)
All-Time NCAA Record (Yrs)	184-121-0 (54)
Years in NCAA Regional (Last)	54 (2016)
All-Time CWS Record (Yrs)	28-42-0 (21)
Last CWS Appearance	2012

MEDIA INFORMATION

Baseball SID	Steven McCartney
Phone Number	850.644.3920
Fax Number	850.644.3820
Cell Phone	850.322.6711
Press Box Number	850.644.1553
Email Address	smccartney@fsu.edu
Athletic Website	seminoles.com

INTERVIEW POLICY

All player and coach interviews must be arranged through the FSU Sports Information Office. On game days, coach Martin and requested players will be available to the media after the game and following a 10-minute cooling off period. Interviews will take place in the Tradition Room at Dick Howser Stadium.



HEAD COACH MIKE MARTIN

38th season as Head Coach | 43rd season coaching at FSU | 45th season at Florida State

- » **Born:** February 12, 1944, in Charlotte, N.C.
- » **High School:** Garinger HS, Charlotte, N.C.
- » **Playing Experience:**
Wingate Junior College - 1963-64
Florida State - 1965-66
- » **Family:**
Wife - Carol; **Children** - Mary Beth, Mike Jr., Melanie
Grandchildren - Hannah Elizabeth, Tyler,
Thomas Joseph (T.J.), Lexi

THE WINNINGEST ACTIVE COACH IN COLLEGE BASEBALL, MARTIN...

- » was inducted into the American Baseball Coaches Association Hall of Fame January 5, 2007
- » was inducted into the Florida Sports Hall of Fame in 2005
- » has 24 50-win seasons (no other coach at FSU has one)
- » owns the highest career winning percentage among active DI collegiate coaches (.736)
- » owns the second-most wins all-time in NCAA Division I baseball history and most among active coaches (1,933)
- » has led Florida State to 37 consecutive NCAA Regional appearances
- » has taken the Noles on 15 trips to the College World Series
- » has overseen 17 conference championships (11 Metro Conference, 6 Atlantic Coast Conference - 95, 97, 02, 04, 10, 15)
- » coached eight consecutive ACC Atlantic Division Championships (2007-2014) including setting the school record for the most conference wins in a season with a 24-6 mark in 2008 & 2012
- » produced 19 first round draft picks with 17 coming since 1990. Overall, Martin has coached 49 of FSU's 69 players that have reached the Major Leagues
- » coached 89 All-Americans, 128 All-ACC selections and a record four Golden Spikes winners
- » is a seven-time ACC Coach of the Year - 1996, 1998, 1999, 2001, 2007, 2009, 2012
- » is a six-time Metro Conference Coach of the Year
- » garnered Baseball America College Coach of the Year honors for the first time in his career in 2012
- » has led FSU to a top 15 final national ranking 32 times in 37 years as FSU head coach
- » was named to FSU's list of 100 distinguished graduates in celebration of the FSU Alumni Association centennial

WINNINGEST ACTIVE COACHES...(through games on May 22, 2017)

(Minimum five years as a Division I head coach; includes record at four-year colleges only.)

		by PERCENTAGE				
COACH, TEAM	YRS.	WON	LOST	TIED	PCT.	
1. Mike Martin, Florida St.	38	1,933	691	4	.736	
2. Mike Fox, North Carolina	34	1,380	498	5	.734	
3. Brian O'Connor, Virginia	14	637	236	2	.729	
4. Dan McDonnell, Louisville	11	502	200	0	.715	
5. Wayne Graham, Rice	26	1,141	495	0	.697	
6. Jim Morris, Miami (FL)	36	1,564	689	4	.694	
7. Jim Schlossnagle, TCU	16	681	315	0	.684	
8. Kevin O'Sullivan, Florida	10	436	204	0	.681	
9. Gary Gilmore, Coastal Carolina	28	1,137	558	3	.670	

		by VICTORIES			
COACH, TEAM	YRS.	WON	LOST	TIED	
1. Mike Martin, Florida St.	38	1,931	691	4	
2. Mark Marquess, Stanford	41	1,621	876	7	
3. Jim Morris, Miami (FL)	36	1,564	689	4	
4. Mike Fox, North Carolina	34	1,380	498	5	
5. Paul Mainieri, LSU	35	1,364	691	7	
6. John Anderson, Minnesota	36	1,241	843	3	
7. Keith Guttin, Missouri St.	35	1,213	754	0	
8. Danny Hall, Georgia Tech	30	1,196	620	1	
9. Wayne Graham, Rice	26	1,141	495	0	

MARTIN AT FSU

PLAYER

Year	W-L-T	Pct.	Postseason
1965	32-11-1	.739	College World Series
1966	39-13	.750	NCAA Regionals
Total	71-24-1	.745	

ASST. COACH

Year	W-L-T	Pct.	Postseason
1975	49-10	.831	College World Series
1976	40-16	.714	NCAA Regionals
1977	37-13	.740	-
1978	44-18	.710	NCAA Regionals
1979	43-17-1	.713	NCAA Regionals
Total	213-74-1	.741	

HEAD COACH

Year	W-L-T	Pct.	Postseason
1980	51-12	.809	College World Series
1981	56-23	.709	NCAA Regionals
1982	56-17-1	.764	NCAA Regionals
1983	55-18-1	.750	NCAA Regionals
1984	55-29	.655	NCAA Regionals
1985	59-23	.720	NCAA Regionals
1986	61-13	.824	College World Series
1987	55-18	.753	College World Series
1988	50-18-1	.732	NCAA Regionals
1989	54-18	.750	College World Series
1990	57-15	.792	NCAA Regionals
1991	57-14	.789	College World Series
1992	49-21	.700	College World Series
1993	46-19	.708	NCAA Regionals
1994	53-22	.706	College World Series
1995	53-16	.768	College World Series
1996	52-17	.754	College World Series
1997	50-17	.746	NCAA Regionals
1998	53-20	.726	College World Series
1999	57-14	.800	College World Series
2000	53-19	.736	College World Series
2001	47-19	.712	NCAA Super Regionals
2002	60-14	.811	NCAA Super Regionals
2003	54-13-1	.801	NCAA Super Regionals
2004	45-23	.662	NCAA Super Regionals
2005	53-20	.726	NCAA Super Regionals
2006	44-21-0	.676	NCAA Regionals
2007	45-13	.776	NCAA Regionals
2008	54-14	.794	College World Series
2009	45-18	.714	NCAA Super Regionals
2010	48-20	.706	College World Series
2011	46-19	.708	NCAA Super Regionals
2012	50-17	.746	College World Series
2013	47-17	.734	NCAA Super Regionals
2014	43-17	.717	NCAA Regionals
2015	44-21	.677	NCAA Super Regionals
2016	41-22	.651	NCAA Super Regionals
2017	35-20	.636	-
Total	1933-691-4	.736	
FSU Totals	2217-789-6	.737	

MARTIN (CONT.)

11 GETS WIN NO. 1,900

- » Florida State head coach Mike Martin won the 1,900th game of his 38-year career in FSU's 11-3 win over VCU on February 19.
- » For perspective, if a head coach started coaching today and went 56-0 each season (the maximum number of regular season games a team can play under current NCAA rules), it would take almost 34 seasons for a coach to get 1,900 career wins.
- » Martin becomes just the second coach in NCAA history to reach 1,900 career wins and the first to do so at one program.
- » Martin participated in his 3,000th game against as a Seminole vs. Virginia on April 28 - 96 as a player (1965-66), 288 as assistant coach (1975-79) and 2,628 as head coach (1980-present).
- » Here is a look at the other milestone wins of Martin's illustrious career:

Win	Score	Date
1	FSU 9, Miami 8	2/24/80
100	FSU 5, Valdosta St. 3	4/27/81
200	FSU 8, Georgia Southern 1	4/20/83
300	FSU 17, Southern Miss 6	3/23/85
400	FSU 8, Samford 7	2/18/87
500	FSU 8, Arizona State 3	2/5/89
600	FSU 4, Cincinnati 1	5/13/90
700	FSU 3, Miami 2	4/26/92
800	FSU 15, Furman 0	4/24/94
900	FSU 4, Jacksonville 1	4/10/96
1000	FSU 4, Jacksonville 3	4/8/98
1100	FSU 17, Duke 0	3/10/00
1200	FSU 4, Appalachian State 2	3/13/02
1300	FSU 4, Oral Roberts 3	2/22/04
1400	FSU 12, Minneosta 4	2/25/06
1500	FSU 17, Georgia Tech 8	3/16/08
1600	FSU 9, Virginia Tech 6	4/4/10
1700	FSU 8, Georgia Tech 4	4/8/12
1800	FSU 4, Wake Forest 3 (13 inn)	4/21/14
1900	FSU 11, VCU 3	2/19/17

MARTIN VS. 2017 OPPONENTS

Opponent	Record	in 2017
VCU	2-1	2-1
USF	48-15	0-1
Samford	21-1	3-0
Jacksonville	87-24	3-0
Oakland	6-0	3-0
UCF	34-6	2-0
Boston College	30-5	2-1
Florida	76-71	0-3
Florida Gulf Coast	9-4	2-1
Virginia Tech	42-14	1-2
Notre Dame	11-7	3-0
North Carolina	53-28	0-3
NC State	66-27	1-2
Clemson	55-53-1	2-1
Stetson	30-4	2-0
Miami	98-102-3	1-1
Virginia	52-29	1-2
Pacific	4-0	4-0
Wake Forest	71-21	1-2
Louisville	22-4	2-0

OPP. NOTES vs. UL

AGAINST THE CARDINALS

- » FSU won both games at No. 2 Louisville, beating the Cardinals 12-9 (5/18) and 8-2 (5/19).
- » FSU is the only team to win a series at UofL since the Cardinals joined the ACC, snapping a 33-series streak and a perfect 14-0 series record at home vs. ACC teams.
- » FSU's 12 runs in the opener are the most Louisville has allowed this season, and the most since FSU scored 16 and 12 runs vs. UofL in 2016.
- » In the opener, Dylan Busby and Taylor Walls tied career highs with four hits and four runs, respectively. Quincy Nieporte became the first FSU player this year with three doubles in a game.
- » Tyler Holton allowed just one run and struck out 11 on Friday night, earning ACC Pitcher of the Week honors. Saturday's finale was rained out.

SUPERLATIVES vs. LOUISVILLE

Most Runs, FSU	18-4, 1988
Most Runs, UL	9-12, 2017
Margin of Vict., FSU	18-4, 1988
Margin of Vict., UL	7-0, 2015
High-Scoring Game	FSU 18-4, 1988
Low-Scoring Game	FSU 5-1, 1991; FSU 6-0, 2015
Longest FSU Win Streak	12 (1983-91)
Longest UL Win Streak	2 (2015)
Shutouts by FSU	2, last 6-0 in 2015
Shutouts by UL	1, 7-0 in 2015

OPP. NOTES vs. ND

AGAINST THE FIGHTING IRISH

- » FSU swept Notre Dame on the road in March, winning 8-2, 8-3 and 5-1.
- » Drew Parrish threw the first complete game of his career on Saturday in the 5-1 win.
- » The Seminoles won both games of the doubleheader on Friday in earning the first 3-game road sweep since 2014 (BC).

SUPERLATIVES vs. NOTRE DAME

Most Runs, FSU	12 (3x), last 12-6, 2016
Most Runs, ND	10 (2x), last 10-4, 2002
Margin of Vict., FSU	11-2, 2014
Margin of Vict., ND	10-1, 1998
High-Scoring Game	FSU 12-6, 2016
Low-Scoring Game	ND 2-1, 2015
Longest FSU Win Streak	4 (1956-93)
Longest ND Win Streak	3 (1993-02; 2015)
Shutouts by FSU	None
Shutouts by ND	None

ACC/NCAA

ACC Standings - through games 5/20

Atlantic	ACC	Overall
Louisville	23-6	46-9
Wake Forest	19-11	38-17
Clemson	17-13	39-17
NC State	16-14	33-22
Florida State	14-14	35-20
Boston College	11-19	25-26
Notre Dame	10-20	26-30

Coastal	ACC	Overall
North Carolina	23-7	44-11
Virginia	18-12	41-13
Miami	16-13	29-26
Duke	12-18	28-27
Georgia Tech	11-19	27-26
Virginia Tech	9-21	23-32
Pitt	9-21	23-30

ACC Player of the Week

Tyler Holton	Pitcher	2/27
Tyler Holton	Pitcher	3/6
Tyler Holton	Pitcher	4/3
Dylan Busby	Player	4/24
Tyler Holton	Pitcher	5/15
Tyler Holton	Pitcher	5/22

All-ACC

Tyler Holton	Starting Pitcher	First Team
Quincy Nieporte	Designated Hitter	Second Team
Dylan Busby	Third Base	Third Team
J.C. Flowers	Outfield	Freshman
Drew Mendoza	First Base	Freshman

Team Statistics - through games 5/21

Category	NCAA	ACC	Value
Base on Balls	3	1	323
Batting Average	164	10	.269
Complete Games	-	-	-
Double Plays	200	11	35
Double Plays per game	226	11	.64
Doubles	112	10	94
Doubles per game	152	10	1.71
Earned Run Average	81	7	4.13
Fielding Pct.	115	9	.971
Hit Batters	91	4	54
Hit by Pitch	20	2	72
Hits	130	10	494
Hits Allowed per nine innings	47	7	8.50
Home Runs	39	7	58
Home Runs per game	46	7	1.05
On-Base Pct.	26	3	.393
Runs	16	3	413
Sacrifice Bunts	179	11	26
Sacrifice Flies	3	2	35
Scoring	17	3	7.5
Shutouts	53	4	4
Slugging Pct.	84	9	.423
Stolen Bases	119	7	52
Stolen Bases per game	134	7	.95
K-to-BB Ratio	27	3	2.73
Strikeouts per nine innings	26	3	9.0
Triple Plays	-	-	-
Triples	179	9	9
Triples per game	199	9	.16
WHIP	44	4	1.31
WL Pct.	53	6	.636
Walks Allowed per nine innings	59	4	3.30

Individual - Top 50 Nationally

Category	Name	NCAA/ACC	Value
Base on Balls	Taylor Walls	5/2	51
BB per game	Taylor Walls	8/2	.94
Games Started	Tyler Holton	20/3	14
	Cole Sands	20/3	14
Hits All. per 9 IP	Tyler Holton	9/1	5.40
Runs	Taylor Walls	15/3	60
RBI	Quincy Nieporte	7/3	68
RBI per game	Quincy Nieporte	10/3	1.26
Runs per game	Taylor Walls	17/3	1.11
Sacrifice Flies	Quincy Nieporte	16/2	7
Strikeouts	Tyler Holton	13/2	109
Strikeouts per 9 IP	Tyler Holton	33/4	11.11
Victories	Tyler Holton	33/2	8
WHIP	Tyler Holton	12/1	.87

GAME NOTES vs. NOTRE DAME & LOUISVILLE

HOLTON IN ELITE COMPANY

- » Tallahassee native Tyler Holton continues to show why he is one of the top pitchers in college baseball this season, with a 2.55 ERA and 8-2 record in 14 starts.
- » **On Monday, Holton was named First Team All-ACC as a starting pitcher.**
- » **Holton has been named ACC Pitcher of the Week five times this season, just the second pitcher in league history to win the award five times in one season.**
- » At No. 2 Louisville (5/19), Holton allowed a run and five hits while striking out 11 Cardinal hitters in FSU's 8-2 win.
- » Against No. 20 Wake Forest (5/13), Holton threw a complete-game shutout, allowing four hits (all singles), no walks and nine strikeouts in FSU's 4-0 win.
- » The Demon Deacons did not have a runner reach second base.

Last 5 Complete Game Shutouts

5/13/17	Tyler Holton vs. Wake Forest	FSU, 4-0
6/11/16	Drew Carlton at Florida (Super Reg.)	FSU, 3-0
3/6/15	Mike Compton vs. Boston College	FSU, 7-0
3/28/14	Luke Weaver at Boston College	FSU, 6-0
3/9/14	Mike Compton vs. Maryland	FSU, 7-0

- » Against No. 4 Clemson (4/16), Holton threw a career-high 8.0 innings, allowing three runs while striking out nine.
- » Holton was stellar against No. 8 North Carolina (4/1), pitching a no-hitter before being pulled after 109 pitches in the eighth inning. He walked only one batter, his final of the game, and struck out 8.

Holton vs. Ranked Opponents, 2017

4/1 vs. #8 UNC	7.0 IP, 0 H, 0 ER, 1 BB, 8 K
4/16 vs. #4 Clemson	8.0 IP, 7 H, 3 ER, 3 BB, 9 K
4/29 vs. #14 UVA	4.1 IP, 5 H, 2 ER, 1 BB, 1 K
5/13 vs. #20 Wake Forest	9.0 IP, 4 H, 0 ER, 0 BB, 9 K
5/19 at #2 Louisville	8.0 IP, 5 H, 1 ER, 3 BB, 11 K
Totals	36.1 IP, 21 H, 6 ER, 8 BB, 38 K (1.49 ERA)

- » Against Oakland (3/4), Holton struck out a career-high 13 batters in just six innings of work without allowing a walk.
- » Holton also became the first Nole with 13 K since Luke Weaver had 14 against Troy in the 2013 NCAA Regionals. He is the first Seminole with consecutive games of 10+ K's since Sean Gilmartin in 2011.
- » Holton had double-digit strikeouts for the fourth time this year at Louisville, becoming the first Seminole since Gilmartin in 2011 with four 10+ strikeout games.

Date	Pitcher	K's	Opponent
5/19/17	Tyler Holton	11	Louisville
5/6/17	Tyler Holton	10	Pacific
3/14/17	Andrew Karp	11	Florida
3/4/17	Tyler Holton	13	Oakland
2/25/17	Tyler Holton	11	Samford
5/2/15	Mike Compton	11	Coastal Carolina

- » Holton is hitting .375 (9-for-24) on the season, with a pair of home runs, 7 RBI, 6 runs and 3 walks.
- » In his first start of the year, against Pacific, Holton hit a three-run home run in his first at-bat. His two-run home run against Wake Forest (5/12) trimmed the Demon Deacons lead to 3-2.
- » After not having a multi-hit game in 2016, Holton already has three in 2017. His three RBI against Pacific set a career-high, as did his three runs scored against Wake Forest (5/14).

NIERTE PERFECT IN FINAL HOME GAME

- » Designated hitter Quincy Nieporte was a perfect 5-for-5 against Wake Forest (5/14), with all five hits coming on singles.
- » Entering the game, Nieporte's career high was four hits, done once each in 2015 and 2016. This season, Nieporte's high was two hits, done on 13 separate occasions.
- » Nieporte is the first player since Josh Delph against Miami (17 innings) with five hits, and the first player since Jayce Boyd in 2011 to go 5-for-5.

Seminole with 5 hits, last 5 times:

5/14/17	Quincy Nieporte (vs. Wake Forest)	5-for-5
4/24/15	Josh Delph (at Miami)	5-for-7
4/27/12	Jayce Boyd (vs. Rhode Island)	5-for-6
4/17/11	Jayce Boyd (at Virginia Tech)	5-for-5
5/31/09	Stephen Cardullo (vs. Ohio State)	7-for-9
5/31/09	Mike Meschke (vs. Ohio State)	5-for-5

- » Nieporte had 3 doubles and 5 RBI at Louisville (5/18), the first FSU player this year with 3 doubles in a game.

MENDOZA'S BIG DAY LEADS NOLES

- » First baseman Drew Mendoza hit two home runs and had four RBI in FSU's 21-2 rout of Jacksonville (5/9).
- » The Minneola, Fla., native is the first FSU freshman with six RBI since DJ Stewart had six against Georgia Tech in 2013. He is the first Seminole with two HR and six RBI in a game since Chris Marconcini against Pittsburgh in 2015.
- » For the Seminoles, the 21 runs are the most since scoring 23 against Rhode Island in 2016. The 17 hits tied a season high (17 vs. Pacific, 5/6), and Mendoza's two HR were FSU's only extra-base hits.

Seminole with 2 HR, 6 RBI (last 5):

5/9/17	Drew Mendoza (vs. Jacksonville)	2 HR, 6 RBI
4/17/15	Chris Marconcini (vs. Pitt)	2 HR, 6 RBI
3/22/15	D.J. Stewart (at Virginia)	2 HR, 6 RBI
3/11/15	Quincy Nieporte (at UCF)	2 HR, 7 RBI
6/8/12	Devon Travis (vs. Stanford)	2 HR, 6 RBI

NOLES IMPROVING ON DEFENSE

- » Florida State had gone five consecutive games without committing an error before a 7th-inning flub at Louisville (5/18), the longest streak for the program since February 25-March 4, 2012 (also five games).
- » FSU has just three errors in the month of May.
- » FSU's 56 inning stretch without an error was the program's second-longest over the past 15 seasons.

Consecutive Games w/o an error, since 2003:

3/24-4/1/07	6 games	64 innings
5/7-5/18/17	5 games	56 innings
2/25-3/4/12	5 games	53 innings
4/26-5/6/14	4 games	50 innings

BUSBY NATIONAL POTW

- » Junior third baseman Dylan Busby became the first FSU player ever with at least three RBI in five straight games after hitting a three-run homer against Miami (4/21).
- » After a two-run home run at Louisville (5/18), his 12th of the year, Busby now has 35 career home runs, the most among active players in the ACC, three ahead of Seth Beer (Clemson).
- » For his efforts, Busby was named the NCBWA National Hitter of the Week (FSU's first since DJ Stewart in 2015) and the ACC Player of the Week.

SANDS DEALING ON THE ROAD

- » Sophomore pitcher Cole Sands is 5-3 this season, including a perfect 3-0 mark in five ACC road games. The Seminoles have won all five of Sands road starts (Virginia Tech, Notre Dame, NC State, Miami, Louisville). Sands has 26 strikeouts on the road, including 7 each against VT, ND, and Miami, tying a career-high.
- » Sands also tied a career high with 6.0 innings pitched against the Irish and Wolfpack. The Seminoles bats have also come alive for Sands, as FSU is outscoring opponents 51-23 in those five games.

NOLES USING LONG BALL

- » Florida State has hit 58 home runs in 2017, already eclipsing the 2016 total of 57 in eight fewer games played.
- » The Seminoles hit a home run in nine consecutive games from April 8-22, FSU's longest streak since 2010 (May 27-June 13).

FSU Home Runs, Last 8 Seasons:

2017	58 in 55 games	2013	35 in 64 games
2016	57 in 63 games	2012	46 in 67 games
2015	59 in 65 games	2011	61 in 65 games
2014	26 in 60 games	2010	86 in 68 games

RALEIGH DURABLE BEHIND HOME

- » Sophomore catcher Cal Raleigh is the only Seminole to play in every game this season, starting all 55 games behind home plate.
- » Centerfielder J.C. Flowers missed the first game of the Pacific series, yielding to Tyler Holton, snapping his games started streak at 45. Rhett Aplin, now out for the season with a foot injury, had played every game prior to the Stetson game on April 25.
- » After starting as the designated hitter against Toledo on March 9 last season, Raleigh has started 105 consecutive games at catcher.

WALLS' LEADOFF HR vs. UF & CU

- » Taylor Walls led off the game against Florida (4/11) with his fourth home run of the season.
- » In doing so, he became the first FSU player to lead off a first inning with a home run since Sherman Johnson in 2012.
- » In 2011, FSU hit five leadoff homeruns - three by current Blue Jays second baseman Devon Travis, and two by current Blue Jays minor leaguer Raffy Lopez.
- » Walls hit another leadoff home run against Clemson (4/16).

APLIN LEADS OUTFIELD IN ASST'S

- » Before being sidelined for the season with a broken foot, Rhett Aplin had four of Florida State's six outfield assists this season after throwing a runner out at the plate to preserve a tie game vs. No. 3 Clemson (4/17).
- » J.C. Flowers added FSU's seventh assist against Jacksonville (5/9), gunning a runner down at the plate.
- » FSU entered the NC State (4/9) game with three outfield assists on the season. In the 5th inning against the Wolfpack, Aplin and Flowers each had an assist.
- » At Louisville (5/19), Jackson Lueck had his first two assists of the season, including one in the seventh inning at the plate to help preserve FSU's lead.
- » Lueck is the first player with two in one game since Steven Wells had a pair against Miami (5/21) in 2016.

Player	Date	Opponent	Inning	Assist
Lueck	5/19	Louisville	9th	7-6-5
Lueck	5/19	Louisville	7th	7-6-2
Flowers	5/9	Jacksonville	5th	8-2
Aplin	4/17	Clemson	7th	9-2
Flowers	4/9	NC State	5th	8-5-3-2
Aplin	4/9	NC State	5th	7-5
Aplin	4/4	FGCU	8th	9-6
Aplin	3/24	Notre Dame	3rd	9-2
Wells	2/24	Samford	8th	F9-4-6 DP

PARRISH CG SHUTS DOWN IRISH

- » Freshman Drew Parrish allowed just three hits and one unearned run in FSU's 5-1 win over Notre Dame (3/25), throwing the first complete game of his young career.
- » **Parrish is the first FSU freshman to throw a complete game since Sean Gilmartin had two in 2009.**

Last 5 complete games:

5/13/17	Wake Forest	Tyler Holton	W, 4-0
3/25/17	at Notre Dame	Drew Parrish	W, 5-1
6/11/16	at Florida	Drew Carlton	W, 3-0
3/6/15	Boston College	Mike Compton	W, 7-0
4/18/14	at Wake Forest	Luke Weaver	W, 7-1

NOLES SWEEP IRISH

- » When FSU swept Notre Dame on March 24 and 25, it was the first three-game road sweep for Florida State since winning three times at Boston College in 2014.
- » It was FSU's first time winning a game at Frank Eck Stadium after the Noles were swept in 2015. Notre Dame joined the ACC prior to the 2014 season.
- » The sweep was the fifth for the Seminoles since 2010, and only once in that span has FSU swept two opponents on the road in one season:

Year	Opponent	Scores
2017	at Notre Dame	8-2, 8-3 (13), 5-1
2014	at Boston College	6-0, 11-7, 10-1
2012	at Georgia Tech	2-1 (10), 12-7, 8-4
2012	at Duke	5-3, 5-0, 10-2
2010	at Wake Forest	10-1, 5-4, 17-16

WALK-OFF WINS

- » For the first time this season, FSU won on a walk-off hit when freshman J.C. Flowers' two-run single capped FSU's 10-9 comeback win vs. Jacksonville (3/21).
- » The Seminoles trailed 7-0 after the top of the first inning, the second time this year that FSU rallied from a 7-0 deficit (Oakland, 3/3).
- » Against the Dolphins, the FSU bullpen allowed just one earned run in 8.1 innings, striking out 8 without walking a batter.
- » Against FGCU on April 4, Jackson Lueck tallied his third hit of the game, an RBI double that scored Taylor Walls in FSU's 7-6 win.

GAME NOTES

7-R 1st = WINNING RECORD

- » The Jacksonville game (3/21) was the fifth time in school history that FSU has allowed seven runs in the first inning, and the Noles are amazingly 3-2 in those games.
- » The 7 runs allowed are the most in school history in a first inning, and was done most recently in 2010 against NC State.

Date	Opponent	After 1	Score
3/21/17	Jacksonville	1-7	W, 10-9
5/16/10	NC State	0-7	W, 12-9 (7)
2/8/02	Stanford	0-7	L, 3-9
3/6/84	UNLV	4-7	L, 9-14
4/29/52	Fla. Southern	4-7	W, 22-11

NIEPORTE SETS SLAM RECORD

- » With a grand slam in each of the first two games at Virginia Tech (3/17-18), senior Quincy Nieporte set an FSU record with his fourth grand slam this season.
- » Q also leads the country in grand slams and is the only player in the country with more than two this year.
- » The national record for grand slams in a season is 6, by Kyle Bryan of Alabama in 1984.
- » Nieporte also had six RBI in the game at Virginia Tech (3/18), a new season high and one shy of his career high of 7 at UCF in 2015, when he hit his only grand slam prior to this season.
- » With his fourth grand slam, he passed five other Seminoles that previously had three in a season:

Year	Player	Grand Slams
2017	Quincy Nieporte	4
2012	Seth Miller	3
2008	Buster Posey	3
2006	Dennis Guinn	3
1996	Jeremy Morris	3
1996	J.D. Drew	3

KARP SETS RECORD WITH 11 K'S

- » Against Florida (3/14), sophomore Andrew Karp struck out 11 Gator batters, topping his career-high of nine from his first start this season (USF, 2/21).
- » He joins Tyler Holton (13 vs. Oakland, 11 vs. Samford, 10 vs. Pacific, 11 at Louisville) with 10+ strikeouts in a game this season.
- » Before this year, the last time an FSU player had double-digit strikeouts was Mike Compton against Coastal Carolina in 2015.
- » Karp is just the 10th FSU pitcher, and first since 1996, to record at least 11 strikeouts against the Gators:

10+ Strikeouts vs. Florida, FSU history:

Date	Player	Score
3/14/17	Andrew Karp	11
2/29/96	Randy Choate	11
3/10/90	Ricky Kimball	13
3/1/75	Danny O'Brien	14
5/24/68	Steve Mastin	12
5/20/67	Wayne Vincent	11
5/29/64	Marty Howell	11
3/28/59	Frank Davis	14
6/7/58	Frank Slusser - NCAA Tourney	11
4/6/57	Jerry Boxer	13

GAMES WITHOUT A WALK

- » Florida State leads the nation in walks this season with 323, so it is very rare that the Seminoles do not record a walk.
- » Against Florida (3/14), the Seminoles were held without a walk for the first time this season and just the fifth time since 2013.
- » The game against the Gators was the first in that span that the Seminoles did not win:

Games w/o Drawing a Walk, Last 5:

Date	at Florida	Score
3/14/17	at Florida	L, 0-1
5/8/16	Bowling Green State	W, 6-1
4/7/15	Florida Gulf Coast	W, 5-0
5/17/13	Clemson	W, 2-1
3/3/13	Villanova	W, 2-1

GAMES WITHOUT ALLOWING BB

- » In the same game that FSU did not draw a walk at Florida (3/14), Andrew Karp and Chase Haney combined to not allow a walk as well.
- » Andrew Karp went 7.0 innings, striking out 11 and not walking any. Chase Haney pitched the eighth inning without allowing a walk.

- » FSU has done it three other times this year, most recently Tyler Holton's complete-game shutout against Wake Forest (5/13).

Games w/o Allowing a Walk, Last 5:

Date	Opponent	Score
5/13/17	Wake Forest	W, 4-0
5/6/17	Pacific	W, 5-3
3/14/17	at Florida	L, 0-1
2/17/17	VCU	L, 0-3
6/11/16	at Florida (Super Regional)	W, 3-0

LARGEST ACC SHUTOUT SINCE '03

- » FSU's 13-0 win in the second game of a doubleheader vs. Boston College (3/11) was the largest ACC shutout for FSU since 2003 against Duke (also 13-0).
- » It is the fifth straight season that Florida State has shut out Boston College, including the only game played in 2016 (3-0 at BC).
- » It was the seventh time since joining the league in 1992 that FSU has scored more than 10 runs in a shutout of an ACC opponent:

Date	Opponent	Score
3/10/00	Duke	FSU, 17-0
3/11/17	Boston College	FSU, 13-0
5/22/03	Duke	FSU, 13-0 (ACC Tourn.)
5/26/06	Virginia	FSU, 11-0 (ACC Tourn.)
3/23/00	Maryland	FSU, 11-0
3/24/00	Maryland	FSU, 11-0
3/17/93	Virginia	FSU, 11-0

DERR TIES SCHOOL RECORD

- » Freshman Nick Derr tied a school record after getting hit by three pitches against Boston College in the second game of a doubleheader (3/11).
- » Derr is one of 35 players with three HBP in a game this season.
- » He is the fourth player in school history to get hit by three pitches, and the third player in the last four years to earn the honor:

Date	Player w/ 3 HBP	Opponent
3/11/17	Nick Derr	Boston College
3/3/15	Hayden Kelly	USF
2/15/14	Justin Gonzalez	Niagara
3/6/01	Karl Jernigan	St. Joseph's

FSU AMONG LEADERS IN WALKS

- » Taylor Walls' 51 walks rank fifth in the country.
- » FSU's 323 are the third-most for a team:

Team Walks, 2017:

1.	South Alabama	55	335
2.	Liberty	53	329
3.	Florida State	55	323
4.	New Mexico	55	311
5.	Southern Miss	56	308

FSU Nat'l Rank in Walks, Last 8 Seasons:

Year	Rank	Walks	Year	Rank	Walks
2017	3	323	2013	3	359
2016	6	332	2012	1	386
2015	1	379	2011	1	381
2014	1	330	2010	1	402

FIRST STARTS ON THE MOUND

- » Freshman Drew Parrish allowed just two hits and a run while striking out six in six innings in his first career start vs. Samford (2/26).
- » Senior Will Zirzow allowed two runs in three innings in his first career start, against FGCU (4/5).
- » Here is a look at how other Noles fared in their first career start:

Pitcher	Year	IP	H	ER	BB	First Start
A Byrd (L vs. UCF)	2014	2.1 IP	4 H	4 ER	2/2 K/BB	
D Carlton (W vs. USF)	2015	5.0 IP	5 H	0 ER	5/0 K/BB	
C Johnson (W vs. Oak)	2015	5.0 IP	2 H	0 ER	6/2 K/BB	
E Voyles (L vs. Wake)	2015	1.2 IP	3 H	0 ER	2/0 K/BB	
J Voyles (ND vs. USF)	2015	1.1 IP	2 H	3 ER	2/3 K/BB	
T Holton (L vs. JU)	2016	3.0 IP	9 H	4 ER	2/2 K/BB	
A Karp (W vs. Stetson)	2016	5.0 IP	3 H	1 ER	1/0 K/BB	
C Sands (W vs. RIU)	2016	5.0 IP	2 H	0 ER	6/1 K/BB	
D Parrish (W vs. Sam)	2017	6.0 IP	2 H	1 ER	6/0 K/BB	
W Zirzow (ND vs. FGCU)	2017	3.0 IP	4 H	2 ER	5/0 K/BB	

RECORD BROKEN DOWN...

	2017	2016
Overall	35-20	41-22
Home	23-12	30-9
Away	12-7	8-11
Neutral	0-1	3-2
vs. Ranked Teams	8-12	12-9
On TV	1-0	1-5
On Internet	33-17	39-14
ACC	14-14	16-10
ACC Home	6-9	10-3
ACC Away	8-5	6-7
vs. ACC (non-conference)	0-0	3-1
vs. Atlantic-10	2-1	3-0
vs. American	2-1	3-0
vs. Atlantic Sun	7-1	2-2
vs. Big East	0-0	3-1
vs. Big XII	0-0	1-1
vs. Colonial Athletic	0-0	2-1
vs. Conference USA	0-0	1-0
vs. Horizon	3-0	0-0
vs. MAAC	0-0	4-0
vs. SEC	0-3	1-5
vs. SoCon	3-0	0-0
vs. SWAC	0-0	1-0
vs. Sun Belt	0-0	1-0
vs. West Coast	4-0	0-0
Extra Innings	1-2	4-1
Morning Start	0-0	1-2
Afternoon Start	19-10	19-10
Evening Start	16-10	20-11
In Florida	28-16	32-13
In Indiana	3-0	0-0
In Kentucky	2-0	0-0
In Massachusetts	0-0	1-0
In North Carolina	1-2	5-5
In Pennsylvania	0-0	2-1
In South Carolina	0-0	1-2
In Virginia	1-2	0-0
On Monday	1-0	0-2
On Tuesday	6-4	4-5
On Wednesday	3-1	5-2
On Thursday	1-0	1-1
On Friday	10-4	10-3
On Saturday	9-6	12-4
On Sunday	5-5	10-7
In February	6-2	5-1
In March	12-7	13-5
In April	9-9	9-4
In May	8-2	9-8
In June	0-0	4-2
FSU scores 0-3 runs	1-11	4-16
FSU scores 4-7 runs	13-6	10-3
FSU scores 8+ runs	21-3	27-2
Opp scores 0-3 runs	22-3	21-4
Opp scores 4-7 runs	9-8	17-10
Opp scores 8+	4-9	4-7
FSU homers	23-11	29-8
Opponent homers	12-12	14-11
FSU has more hits	27-1	36-6
Opp has more hits	5-16	2-16
Hits are tied	3-3	2-1
versus LHP (Starter)	16-4	7-7
versus RHP (Starter)	19-16	34-15
when a reliever pitches	34-20	40-22
In one-run games	6-6	7-3
In two-run games	3-5	1-3
As the No. 1 team	1-4	0-0
Against the No. 1 team	0-0	0-1

NOLES IN THE PROS

Major Leagues

<i>Name</i>	<i>MLB Team</i>
Kevin Cash	Tampa Bay Rays
Stephen Drew	Washington Nationals

10-day DL

Buster Posey	San Francisco Giants
Robby Scott	Boston Red Sox
Devon Travis	Toronto Blue Jays

Minor Leagues

<i>Name</i>	<i>MLB Team</i>
Robert Benincasa	Harrisburg (Nationals)
Boomer Biegalski	Stockton (Athletics)
Jayce Boyd	Las Vegas (Mets)
Jose Brizuela	Stockton (Athletics)
Stephen Cardullo	Albuquerque (Rockies)

Reserve List

Danny de la Calle	Hudson Valley (Rays)
Ben DeLuzio	Kane County (D-Backs)
Josh Delph	Inland Empire (Angels)
Sean Gilmartin	Las Vegas (Mets)
Sherman Johnson	Salt Lake (Angels)
Brandon Leibbrandt	Reading (Phillies)
Raffy Lopez	Buffalo (Blue Jays)
Stephen McGee	San Antonio (Padres)
John Nogowski	Stockton (Athletics)
Shane Robinson	Salt Lake (Angels)
John Sansone	Dayton (Reds)
D.J. Stewart	Bowie (Orioles)
Billy Strode	Lynchburg (Indians)
Tyler Warmoth	Mobile (Angels)
Luke Weaver	Memphis (Cardinals)

As of May 23, 2017

HONORS

ALL-ACC

First Team - Tyler Holton (SP)
 Second Team - Quincy Nieporte (DH)
 Third Team - Dylan Busby (3B)
 Freshman Team - J.C. Flowers (OF)
 Freshman Team - Drew Mendoza (1B)

COLLEGIATE BASEBALL

First Team All-American - Dylan Busby & Taylor Walls

PERFECT GAME

Third Team All-American - Cal Raleigh & Taylor Walls

BASEBALL AMERICA

Second Team All-American - Dylan Busby
 Third Team All-American - Taylor Walls
 Top 100 Draft Prospects - Taylor Walls (24) & Dylan Busby (25)

NCBWA

First Team All-American - Dylan Busby and Taylor Walls
 Third Team All-American - Jackson Lueck and Cal Raleigh
 Stopper of the Year - Midseason Watch List - Drew Carlton

D1Baseball.com

Second Team All-American - Cal Raleigh and Taylor Walls

D1Baseball.com PLAYER RANKINGS

Dylan Busby	First Base	#5
Drew Carlton	Starting Pitcher	#73
J.C. Flowers	Outfield	#150
	Freshman	#70
Tyler Holton	Starting Pitcher	#101
Jackson Lueck	Outfield	#11
	2018 Prospects	#27
Drew Mendoza	Third Base	#5
	Freshman	#2
Quincy Nieporte	First Base	#41
Cal Raleigh	Catcher	#2
	2018 Prospects	#9
Cole Sands	Starting Pitcher	#63
	2018 Prospects	#14
Taylor Walls	Shortstop	#2

Midseason Golden Spikes Award Watch List

LHP Tyler Holton

Midseason D1Baseball.com 2017 Prospects

Taylor Walls	#30
Dylan Busby	#62

HOME RUNS

No.	Player	SEASON		
		Date	Opp	Type
1	Aplin	2/18	VCU	2-R
2	Nieporte	2/19	VCU	Solo
3	Busby	2/24	Samford	3-R
4	Flowers	2/24	Samford	Solo
5	Aplin (2)	2/24	Samford	2-R
6	Nieporte (2)	2/25	Samford	GS
7	Raleigh	2/28	J-Ville	Solo
8	Nieporte (3)	3/3	Oakland	GS
9	Truluck	3/3	Oakland	Solo
10	Nieporte (4)	3/5	Oakland	Solo
11	Busby (2)	3/10	BC	2-R
12	Walls	3/10	BC	2-R
13	Flowers (2)	3/11	BC	3-R
14	Walls (2)	3/11	BC	Solo
15	Raleigh (2)	3/17	VT	Solo
16	Nieporte (5)	3/17	VT	GS
17	Busby (3)	3/18	VT	2-R
18	Nieporte (6)	3/18	VT	GS
19	Aplin (3)	3/18	VT	2-R
20	Derr	3/21	J-Ville	Solo
21	Walls (3)	3/21	J-Ville	Solo
22	Raleigh (3)	3/21	J-Ville	Solo
23	Busby (4)	3/24	ND	3-R
24	Lueck	3/24	ND	2-R
25	Daughtry	3/24	ND	3-R
26	Lueck (2)	3/25	ND	2-R
27	Aplin (4)	3/25	ND	Solo
28	Aplin (5)	4/2	UNC	3-R
29	Raleigh (4)	4/4	FGCU	Solo
30	Aplin (6)	4/8	NC State	2-R
31	Mendoza	4/9	NC State	2-R
32	Walls (4)	4/11	Florida	Solo
33	Lueck (3)	4/15	Clemson	2-R
34	Walls (5)	4/16	Clemson	Solo
35	Nieporte (7)	4/16	Clemson	2-R
36	Busby (5)	4/16	Clemson	3-R
37	Raleigh (5)	4/17	Clemson	Solo
38	Busby (6)	4/19	Stetson	Solo
39	Busby (7)	4/19	Stetson	2-R
40	Raleigh (6)	4/19	Stetson	Solo
41	Busby (8)	4/21	Miami	3-R
42	Nieporte (8)	4/22	Miami	Solo
43	Lueck (4)	4/22	Miami	Solo
44	Busby (9)	4/28	Virginia	Solo
45	Lueck (5)	4/28	Virginia	Solo
46	Mendoza (2)	4/28	Virginia	2-R
47	Busby (10)	4/30	Virginia	Solo
48	Mendoza (3)	4/30	Virginia	2-R
49	Nieporte (9)	4/30	Virginia	2-R
50	Holton	5/5	Pacific	3-R
51	Busby (11)	5/5	Pacific	Solo
52	Lueck (6)	5/6	Pacific	Solo
53	Mendoza (4)	5/9	J-Ville	2-R
54	Mendoza (5)	5/9	J-Ville	GS
55	Holton (2)	5/12	W. Forest	2-R
56	Raleigh (7)	5/14	W. Forest	2-R
57	Raleigh (8)	5/18	Louisville	Solo
58	Busby (12)	5/18	Louisville	2-R

CAREER

Player	Total	2017	2016	2015
Busby	35	12	14	9
Nieporte	21	9	5	7
Raleigh	18	8	10	-
Walls	11	5	6	-
Lueck	10	6	4	-
Aplin	6	6	-	-
Mendoza	5	5	-	-
Holton	4	2	2	-
Flowers	2	2	-	-
Truluck	2	1	1	-
Wells	2	-	1	1
Derr	1	1	-	-
Daughtry	1	1	-	-

GRAND SLAMS

Player	Total	2017	2016	2015
Nieporte	5	4	-	1
Mendoza	1	1	-	-
Busby	1	-	1	-
Walls	1	-	1	-

PROJECTED STARTERS: vs. ND/UL

C 35



CAL RALEIGH • 6-3, 205, SO.

» Hitting .223 with 13 doubles, a triple and eight home runs.
 » Led off 7th inning with HR at #2 Louisville (5/18); FSU swept the Cardinals.
 » First HR of season came at JU (2/28); Noles rallied to win 6-5.

	AVG	AB	R	H	2B	3B	HR	RBI	BB	OBP
LAST 5	.143	21	3	3	0	0	2	4	2	.217
LAST 10	.200	35	9	7	2	0	2	8	6	.326

1B 22



DREW MENDOZA • 6-4, 210, FR.

» Hitting .278 with 27 hits in 97 at-bats after missing first 26 games of the year.
 » 2 HR, 6 RBI in 21-2 win over JU; first FSU freshman with 6 RBI since DJ Stewart in '13.
 » Two HR vs. Virginia (4/28, 4/30), including game-winning 2-R shot in 6-4 win on Friday.

	AVG	AB	R	H	2B	3B	HR	RBI	BB	OBP
LAST 5	.211	19	3	4	1	0	0	2	1	.238
LAST 10	.265	34	11	9	2	0	2	9	8	.409

2B 24



MATT HENDERSON • 5-9, 165, SR.

» Hitting .250 with 33 hits, 29 runs and 17 RBI.
 » Three-run double vs. Clemson (4/15) part of career-high 4 RBI night.
 » Since April 1, average has jumped 60 points (from .190).

	AVG	AB	R	H	2B	3B	HR	RBI	BB	OBP
LAST 5	.118	17	2	2	0	0	0	1	0	.211
LAST 10	.267	30	5	8	1	0	0	4	4	.405

3B 28



DYLAN BUSBY • 6-3, 190, JR.

» Second on team with .305 average; 14 doubles, 1 triple and 12 home runs.
 » NCBWA National Hitter of the Week (4/25); third-team All-ACC.
 » First Nole with at least three RBI in five straight games (3 vs. Clemson, Stetson, Miami).

	AVG	AB	R	H	2B	3B	HR	RBI	BB	OBP
LAST 5	.250	20	3	5	0	0	1	4	3	.348
LAST 10	.333	33	10	11	1	0	2	6	9	.476

SS 10




TAYLOR WALLS • 5-10, 180, JR.

» Hitting .262 with 15 extra base hits (7 doubles, 3 triples, 5 home runs).
 » Leadoff home run against Florida (4/11) was FSU's first since 2012 (S. Johnson).
 » Career-high tying four runs at No. 2 Louisville (5/18).

	AVG	AB	R	H	2B	3B	HR	RBI	BB	OBP
LAST 5	.368	19	8	7	0	1	0	5	5	.500
LAST 10	.317	41	14	13	0	1	0	11	11	.462

LF 2




JACKSON LUECK • 6-1, 190, SO.

» Hitting .299 with eight doubles and six home runs; career-high 10 gm hitting streak.
 » Has 38 RBI in 40 starts; surpassed last year's HR total (4).
 » Has missed extended time due to shin splints, shingles and illness.

	AVG	AB	R	H	2B	3B	HR	RBI	BB	OBP
LAST 5	.263	19	4	5	2	0	0	4	4	.391
LAST 10	.342	38	9	13	2	0	1	9	7	.444

CF 8



J.C. FLOWERS • 6-2, 185, FR.

» Hitting .277 with eight extra base hits (4 doubles, 2 triples, 2 home runs).
 » Started 54 of 55 games this season in centerfield.
 » Walk-off two-run single vs. JU (3/21) capped FSU rally from 9-7 deficit in 9th.

	AVG	AB	R	H	2B	3B	HR	RBI	BB	OBP
LAST 5	.176	17	3	3	1	0	0	0	1	.263
LAST 10	.333	33	9	11	1	0	0	6	1	.361

RF 14




TYLER HOLTON • 6-2, 200, SO.

» Hitting .375 (9-for-24) with two home runs and three walks.
 » Home runs against Pacific (1st AB in 1st start this year) and Wake Forest (5/12).
 » Leads FSU with 8 wins on the mound; first-team All-ACC starting pitcher.

	AVG	AB	R	H	2B	3B	HR	RBI	BB	OBP
LAST 5	.385	13	4	5	0	0	1	3	1	.429
LAST 10	.409	22	6	9	0	0	2	7	3	.462

DH 29



QUINCY NIEPORTE • 6-1, 223, SR.

» Hitting .302 with 16 doubles, nine home runs; 3 doubles at No. 2 Louisville (5/18).
 » 5-for-5 vs. WF (5/14) in final home game; FSU's 1st 5-for-5 since Jayce Boyd in 2011.
 » Four of nine home runs have been Grand Slams (most in the country).

	AVG	AB	R	H	2B	3B	HR	RBI	BB	OBP
LAST 5	.500	20	4	10	5	0	0	11	1	.522
LAST 10	.400	40	7	16	6	0	0	17	1	.432

TRACKING THE BATS

HITTING STREAK

	Career	Season	Current
Quincy Nieporte	11	11	4
Jackson Lueck	10	10	10
Dylan Busby	10	8	-
Rhett Aplin	7	7	3
Drew Mendoza	7	7	1
J.C. Flowers	6	6	2
Tyler Holton	6	6	6
Cal Raleigh	7	6	-
Matt Henderson	5	5	1
Taylor Walls	16	5	3
Tyler Daughtry	4	4	2
Nick Derr	4	4	-
Bryan Bussey	2	2	1
Hank Truluck	2	2	1
Kyle Cavanaugh	1	1	-
Ryan Mejia	1	1	1
Steven Wells	2	1	1
Will Zirzow	1	1	1

REACHING BASE

	Career	Season	Current
Taylor Walls	34	21	21
Matt Henderson	17	17	1
J.C. Flowers	16	16	2
Quincy Nieporte	17	14	6
Drew Mendoza	13	13	1
Jackson Lueck	12	12	10
Cal Raleigh	14	12	3
Rhett Aplin	11	11	4
Dylan Busby	19	10	-
Tyler Holton	6	6	6
Nick Derr	6	6	5
Tyler Daughtry	6	6	2
Hank Truluck	5	3	2
Kyle Cavanaugh	2	2	-
Steven Wells	6	2	2
Bryan Bussey	3	2	1
Ryan Mejia	2	2	1
Will Zirzow	1	1	1

MULTI-HIT GAMES

	2	3	4	5+	Total
Dylan Busby	9	6	1	-	16
Quincy Nieporte	13	1	-	1	15
Taylor Walls	8	5	1	-	14
J.C. Flowers	11	1	1	-	13
Cal Raleigh	9	3	-	-	12
Rhett Aplin	7	3	1	-	11
Jackson Lueck	7	3	-	-	10
Drew Mendoza	7	1	-	-	8
Matt Henderson	6	1	-	-	7
Nick Derr	4	2	-	-	6
Tyler Daughtry	1	2	-	-	3
Tyler Holton	3	-	-	-	3
Kyle Cavanaugh	1	-	-	-	1
Totals	86	28	4	1	119

MULTI-RBI GAMES

	2	3	4	5+	Total
Quincy Nieporte	12	3	1	4	20
Dylan Busby	7	4	3	-	14
Taylor Walls	6	7	-	-	13
J.C. Flowers	7	3	-	-	10
Jackson Lueck	4	2	1	1	8
Cal Raleigh	7	-	-	-	7
Drew Mendoza	3	1	1	1	6
Rhett Aplin	3	2	1	-	6
Nick Derr	3	1	-	-	4
Tyler Daughtry	2	2	-	-	4
Matt Henderson	1	1	1	-	3
Tyler Holton	1	1	-	-	2
Steven Wells	1	-	-	-	1
Ryan Mejia	1	-	-	-	1
Totals	59	27	8	6	100

WALKOFFS: (FSU SINCE 2009)

Name, Date	Walk-off Description
Jackson Lueck, April 4, 2017	RBI Double to Right Field vs. FGCU (9th)
J.C. Flowers, March 21, 2017	2-Run Single to Left Field vs. Jacksonville (9th)
Dylan Busby, May 28, 2016 (ACC Tournament)	RBI Single to Left Field vs. Miami (9th)
Jackson Lueck, May 21, 2016	Solo HR vs. Miami (12th)
Jackson Lueck, April 23, 2016	RBI Single to Left Field vs. Notre Dame (12th)
Taylor Walls, March 23, 2016	RBI Single to Left Field vs. UCF (11th)
Matt Henderson, March 9, 2016	Squeeze Bunt Down First Base Line vs. Toledo (9th)
Cal Raleigh, March 2, 2016	Sacrifice Fly to Right Field vs. Villanova (14th)
Josh Delph, May 29, 2015 (NCAA Tallahassee Regional)	RBI Single vs. Mercer (10th)
Quincy Nieporte, April 14, 2015	Solo HR vs. Florida (12th)
Josh Delph, March 29, 2015	RBI Single/2B Throwing Error vs Virginia Tech
John Nogowski, May 3, 2014 (Game 1)	RBI Single vs Minnesota
Casey Smit, April 4, 2014	RBI Single vs. Notre Dame (12th)
Jose Brizuela, March 15, 2014 (Game 2)	RBI Single vs. NC State (13th)
Stephen McGee, May 5, 2013	RBI Single vs. UCF
DJ Stewart, February 17, 2013	2-Run HR vs Rhode Island (10th)
Jayce Boyd, April 29, 2012	2-Run Double vs. Rhode Island
Sherman Johnson, April 22, 2012	RBI Single vs Miami (10th)
Rafael Lopez, March 13th, 2011	RBI Sac-Fly vs Boston College
Mike McGee, June 11th, 2010 (NCAA Tallahassee Super Regional)	Solo HR vs Vanderbilt
Mike McGee, May 4th, 2010	RBI Single vs Jacksonville (13th)
Mike McGee, April 25th, 2010	2-Run HR vs Miami
Stuart Tapley, April 24th, 2010	2-Run Double vs Miami
Ohmed Danesh, May 15th, 2009	2-Run HR vs Grambling State
Tommy Oravetz, April 22th, 2009	Solo HR vs UNC-Asheville (11th)
Jason Stidham, April 15th, 2009	RBI Single vs North Florida
Jason Stidham, April 12th, 2009	2-Run Single vs North Carolina
Rafael Lopez, April 10th, 2009	RBI Sac-Fly vs. North Carolina
Mike McGee, March 22th, 2009	3-Run HR vs Clemson
Mike Meschke, February 26th, 2009	RBI Single vs Auburn

SERIES STATS VS. OPPONENTS

	AVG	BATTING									
		AB	R	H	RBI	2B	3B	HR	BB	K	
VCU	.265	98	23	26	21	5	0	2	19	16	
USF	.214	28	2	1	2	1	0	0	4	9	
Samford	.327	98	37	32	32	5	0	4	32	19	
Jacksonville	.372	113	37	42	31	3	0	6	18	25	
Oakland	.333	102	44	34	37	6	1	3	24	15	
UCF	.214	70	10	15	10	4	0	0	12	22	
Boston College	.316	98	29	31	28	6	1	4	26	20	
Florida	.216	97	8	21	7	4	0	1	8	19	
Florida Gulf Coast	.275	80	12	22	10	5	2	1	12	21	
Virginia Tech	.242	99	21	24	21	3	1	5	20	25	
Notre Dame	.265	117	21	31	18	8	1	5	14	23	
North Carolina	.149	94	10	14	8	3	1	1	20	26	
NC State	.262	103	23	27	22	7	1	2	21	21	
Clemson	.318	107	24	34	23	5	0	5	13	27	
Stetson	.290	62	18	18	16	5	0	3	15	17	
Miami	.217	69	10	15	10	2	0	3	6	20	
Virginia	.167	90	11	15	11	4	0	6	14	20	
Pacific	.346	136	37	47	33	9	0	3	25	18	
Wake Forest	.245	98	16	24	16	4	1	2	13	24	
Louisville	.280	75	20	21	18	5	0	2	7	20	

	W-L	ERA	PITCHING									
			IP	H	R	ER	2B	3B	HR	BB	K	
VCU	2-1	2.00	27.0	23	9	6	3	0	0	5	23	
USF	0-1	3.00	9.0	4	4	3	0	0	0	3	11	
Samford	3-0	2.33	27.0	18	7	7	3	0	2	8	34	
Jacksonville	3-0	4.85	26.0	26	16	14	8	0	0	11	24	
Oakland	3-0	3.67	27.0	29	17	11	9	0	0	10	38	
UCF	2-0	1.00	18.0	9	2	2	1	1	1	4	22	
Boston College	2-1	2.00	27.0	22	9	6	4	0	0	10	28	
Florida	0-3	4.85	26.0	22	15	14	7	0	1	11	27	
Florida Gulf Coast	2-1	4.50	22.0	21	13	11	4	1	2	12	21	
Virginia Tech	1-2	10.80	25.0	36	32	30	13	2	4	16	26	
Notre Dame	3-0	1.45	31.0	20	6	5	3	0	0	8	33	
North Carolina	0-3	2.48	29.0	29	17	8	4	0	4	8	29	
NC State	1-2	6.12	25.0	29	19	17	9	0	5	10	23	
Clemson	2-1	5.67	27.0	34	21	17	8	0	5	12	26	
Stetson	2-0	4.00	18.0	16	8	8	1	2	2	4	13	
Miami	1-1	3.44	18.1	12	8	7	2	0	2	8	21	
Virginia	1-2	6.00	27.0	36	19	18	8	1	1	13	12	
Pacific	4-0	4.25	36.0	32	19	17	9	0	3	9	39	
Wake Forest	1-2	4.67	27.0	25	14	14	2	0	4	12	24	
Louisville	2-0	5.00	18.0	20	11	10	8	0	2	6	17	

GOLDEN PERFORMANCES

Here is a look at how Florida State has fared when wearing the gold uniforms at home dating back to 2009:

[^]denotes walk-off win; *NCAA Tourney

2009 (6-1)

2010 (10-0)

2011 (8-2)

Feb. 20	VMI	W, 15-0
Feb. 27	Hofstra	W, 7-0
Mar. 13	Boston College [^]	W, 4-3
Mar. 27	Wake Forest	W, 11-2
Apr. 10	North Carolina	L, 6-7
Apr. 24	Duke	W, 13-9
May 8	UCF	W, 6-1
June 5	Alabama*	W, 11-1
June 12	Texas A&M*	W, 23-9
June 13	Texas A&M*	L, 2-11

2012 (11-0)

Feb. 19	Hofstra	W, 13-6
Feb. 26	FIU	W, 2-1
Mar. 4	Maine	W, 18-2
Mar. 4	Maine	W, 10-0
Mar. 18	Virginia	W, 4-3
Apr. 1	Virginia Tech	W, 11-4
Apr. 22	Miami [^] (10)	W, 8-7
Apr. 29	Rhode Island [^]	W, 6-5
May 6	Maryland	W, 9-2
June 3	Samford*	W, 5-2
June 10	Stanford*	W, 18-7

2013 (9-1)

Feb. 17	Rhode Island [^] (10)	W, 8-6
Feb. 24	USF	W, 8-0
Feb. 24	USF	W, 5-2
Mar. 3	Villanova	W, 2-1
Mar. 10	Boston College	W, 9-1
Mar. 24	Georgia Tech	W, 8-6
Apr. 28	Wake Forest	W, 11-2
May 5	UCF [^]	W, 5-4
June 2	Troy*	W, 11-4
June 9	Indiana*	L, 6-11

2014 (6-1)

Feb. 16	Niagara (8)	W, 13-0
Mar. 2	Miami	W, 13-6
Mar. 9	Maryland	W, 7-0
Apr. 6	Notre Dame - GM 1	W, 11-2
Apr. 6	Notre Dame - GM 2	W, 4-3
Apr. 27	Virginia	L, 3-4
May 4	Minnesota	W, 7-1

2015 (5-1)

Feb. 15	Oakland	W, 5-1
Mar. 1	UNC Wilmington	W, 9-8
Mar. 8	Boston College	W, 8-4
Mar. 15	Wake Forest	W, 9-6
Mar. 29	Virginia Tech [^]	W, 6-5
May 3	Coastal Carolina	L, 2-4

2016 (7-1)

Feb. 21	Rhode Island	W, 23-4
Feb. 28	College of Charleston	W, 11-2
Mar. 6	St. John's	L, 1-5
Mar. 13	Georgia Tech	W, 8-3
Apr. 10	Louisville	W, 16-5
Apr. 24	Notre Dame	W, 11-6
May 9	Bowling Green	W, 6-1
June 5	South Alabama	W, 18-6

2017 (5-3)

Feb. 19	VCU	W, 11-3
Feb. 26	Samford	W, 13-4
Mar. 5	Oakland	W, 14-6
Apr. 2	North Carolina	L, 7-9
Apr. 16	Clemson	W, 7-3
Apr. 30	Virginia	L, 5-7
May 7	Pacific	W, 5-3
May 14	Wake Forest	L, 9-10

THE LAST TIME IT HAPPENED

HITTING

A Seminole Hit A Grand Slam: Drew Mendoza vs. Jacksonville, May 9, 2017
Final Score: FSU 21, Jacksonville 2

Florida State Hit Two Grand Slams: DJ Stewart & Chris Marconcini, April 17, 2015;
Final Score: FSU 15 Pitt 2

Hit A Walk Off Home Run: Jackson Lueck vs. Miami, May 21, 2016, Solo (10th);
Final Score: FSU 3 Miami 2 (10)

Had A Walk Off Hit: Jackson Lueck vs. FGCU (RBI double), April 4, 2017
Final Score: FSU 7, FGCU 6

Had A Walk Off Bunt: Matt Henderson vs. Toledo, March 9, 2016 - Bunt down first base line (9th), scoring Darren Miller from third; **Final Score:** FSU 3 Toledo 2

Had A Walk Off Sacrifice Hit: Cal Raleigh vs. Villanova, March 3, 2016 - Sacrifice to right field (14th);
Final Score: FSU 11 Villanova 10 (14)

Florida State Hit 2 Home Runs In An Inning: D. Busby & D. Mendoza vs. Virginia, 4th Inning, April 30, 2017
Final Score: Virginia 7, FSU 5

Florida State Hit 3 Home Runs In An Inning: Cal Raleigh, Dylan Busby, Tyler Holton, 3rd Inning vs. South Alabama, June 5, 2016; **Final Score:** FSU 18 South Alabama 6

Florida State Hit 4 Home Runs In An Inning: Ryne Malone (2), Jack Rye, Dennis Guinn, 5th Inning, Brown, March 4, 2006; **Final Score:** FSU 21 Brown 5

Florida State Hit 5 Home Runs In A Game: 5 - Stephen Cardullo (3) & Mike McGee (2) vs. Virginia, May 27, 2010;
Final Score: FSU 11 Virginia 4

Florida State Hit 6 Home Runs In A Game: 6 - Dylan Busby (2), Cal Raleigh, Tyler Holton, Jackson Lueck, Hayden Kelly vs. Alabama State, June 5, 2016; **Final Score:** FSU 18 South Alabama 6

Florida State Hit 7+ Home Runs In A Game: 7 - T. Holt (2), M. McGee (2), S. Cardullo, S.Tapley, J. Stidham vs. Miami, April 3, 2009; **Final Score:** FSU 14 Miami 4

A Seminole Hit An Inside-The-Park Home Run: James Ramsey vs. Hofstra, 2nd Inning, Feb. 25, 2011; **Final Score:** FSU 14 Hofstra 3

A Seminole Hit Two Or More Home Runs In An Inning: Ryne Malone (2) vs. Brown, 5th Inning, March 4, 2006;
Final Score: FSU 21 Brown 5

A Seminole Led Off The Game With A Home Run: Taylor Walls vs. Clemson, April 16, 2017
Final Score: FSU 7, Clemson 3

A Seminole Hit Back-To-Back Home Runs In Consecutive At-Bats: Dylan Busby vs. Stetson, April 19, 2017
Final Score: FSU 7, Stetson 3

Florida State Hit Back-To-Back Home Runs: D. Busby & J. Lueck vs. Virginia, 1st Inning, April 28, 2017
Final Score: FSU 6, Virginia 4

Florida State Hit Back-To-Back-To-Back Home Runs: T. Holt, S. Cardullo, M. McGee, 4th Inning, vs. Boston College, May 9, 2010; **Final Score:** FSU 11 BC 6

A Seminole Hit Two Home Runs In One Game: Drew Mendoza vs. Jacksonville, May 9, 2017
Final Score: FSU 21, Jacksonville 2

A Seminole Hit Three Home Runs In One Game: Stephen Cardullo (3) vs. Virginia, May 27, 2010; **Final Score:** FSU 11 Virginia 4

A Seminole Hit For The Cycle: Tyler Holt vs. Maryland, March 28, 2010 (In order - 1B(1), 2B(2), 3B(3), HR(5));
Final Score: FSU 9 Maryland 5

A Seminole Had 5 Hits In One Game: Quincy Nieporte (5-for-5) vs. Wake Forest, May 14, 2017
Final Score: Wake Forest 10, FSU 9

A Seminole Had 6 + Consecutive Hits: John Nogowski vs. Minnesota - 5/3/14 - 5/4/14 (1B, 1B, 1B, 1B, 1B, 2B) [seven straight hits]

A Seminole Had 7 Hits In One Game: Stephen Cardullo (7-for-9) vs. Ohio State, May 31, 2009; **Final Score:** FSU 37 OSU 6

A Seminole Had 3 Doubles In One Game: Quincy Nieporte (3) at Louisville, May 18, 2017
Final Score: FSU 12, Louisville 9

A Seminole Had 6 RBI In One Game: Drew Mendoza (6) vs. Jacksonville, May 9, 2017
Final Score: FSU 21, Jacksonville 2

A Seminole Had 7 RBI In One Game: Quincy Nieporte (7) vs. UCF, March 11, 2015;
Final Score: FSU 15 UCF 11

A Seminole Had 8+ RBI In One Game: Marshall McDougall (16) at Maryland, May 9, 1999; **Final Score:** FSU 26 Maryland 2

Florida State Had Multiple Players With 4+ RBI: J. Lueck (4) and Q. Nieporte (4) vs. Oakland, March 3, 2017
Final Score: FSU 18, Oakland 10

A Seminole Stole 5 Bases In One Game: Chip Bifano (6) vs. Kearney State, April 7, 1977;
Final Score: FSU 11 Kearney St. 1

A Seminole Stole Home: Dylan Busby vs. Jacksonville, May 9, 2017
Final Score: FSU 21, Jacksonville 2

A Seminole Struck Out Four Or More Times In A Game: Jackson Lueck (4) vs. Stetson, April 19, 2017
Final Score: FSU 7, Stetson 3

A Seminole Recorded 12 Total Bases: Stephen Cardullo (12: 1 3B, 3 2B, 3 1B) vs. Ohio State, May 31, 2009;
Final Score: FSU 37 OSU 6

A Seminole Scored 5 Runs In A Game: Jayce Boyd (5) vs. Texas A&M, June 12, 2011;
Final Score: FSU 23, Texas A&M 9

Florida State Left 15 Or More Runners On: 15 at Florida Gulf Coast, March 15, 2017
Final Score: Florida Gulf Coast 5, FSU 2

An Opposing Player Hit Two Home Runs In A Game: Bruce Steel, Wake Forest, May 14, 2017
Final Score: Wake Forest 10, FSU 9

An Opponent Hit Back-To-Back Home Runs: AJ Murray & Mott Hyde - Georgia Tech, ACC Tournament, 9th Inning, May 22, 2013; **Final Score:** Georgia Tech 4, FSU 3

An Opponent Hit Back-To-Back-To-Back Home Runs: Jeroloman, McArthur and Leclerc at Florida, June 10, 2005; **Final Score:** UF 8 FSU 1

PITCHING

A Seminole Pitcher Threw A No-Hitter: Chris Chavez vs. Charleston Southern, February 18, 1998; **Final Score:** FSU 13 CSU 0

Florida State Combined to Throw A No-Hitter: Cole Sands/Cobi Johnson/Jim Voyes vs. Toledo, March 9, 2016;
Final Score: FSU 3 Toledo 2

Florida State Was No-Hit: Terry Harvey, NC State, March 26, 1993
Final Score: NC State 8 FSU 0

A Seminole Pitcher Threw A Complete Game: Tyler Holton vs. Wake Forest, May 13, 2017
Final Score: FSU 4, Wake Forest 0

A Seminole Pitcher Threw A Complete Game Shutout: Tyler Holton vs. Wake Forest, May 13, 2017
Final Score: FSU 4, Wake Forest 0

A Seminole Pitcher Threw A Complete Game (7 INN or <): Sean Gilmartin vs. Grambling State, May 14, 2009;
Final Score: FSU 9 GSU 1 (6 Inn, Rain)

A Seminole Pitcher Threw A Complete Game Shutout (7 INN): Mike Hyde vs. Virginia, May 26, 2006; **Final Score:** FSU 11 UVA 0

An Opposing Pitcher Threw A Complete Game: Peyton Gray (5.0), FGCU, April 5, 2017
Final Score: FSU 3, FGCU 2

Florida State Shut Out An Opponent: vs. Wake Forest, May 13, 2017
Final Score: FSU 4, Wake Forest 0 [4th shutout in 2017]

Florida State Was Shut Out: vs. Virginia, April 29, 2017
Final Score: Virginia 8, FSU 0 [4th shutout in 2017]

A Seminole Pitcher Gave Up Three HR In a Game: Dylan Silva at NC State, April 4, 2015;
Final Score: NC State 11 FSU 7

A Seminole Pitcher Gave Up Four HR in a Game: Bryan Henry vs. Florida, June 10, 2005;
Final Score: Florida 8 FSU 1

A Seminole Pitcher Gave Up A Grand Slam: Tyler Holton at Miami (Michael Burns), April 22, 2017
Final Score: Miami 5, FSU 4 (10)

A Seminole Struck Out 10 Or More Batters: Tyler Holton (11) at Louisville, May 19, 2017
Final Score: FSU 8, Louisville 2

A Seminole Struck Out 10 Or More Batters in Consecutive Games:
 Tyler Holton - 11 vs. Samford (2/25/17), 13 vs. Oakland (3/4/17)

A Seminole Struck Out 15 Or More Batters: Tyler Chambliss (15) vs. Maryland, March 11, 2006; **Final Score:** FSU 6 Maryland 2

Florida State Walked 10 or More Batters: 10 - vs. Texas Tech, April 5, 2016
Final Score: FSU 10, Texas Tech 1 (4th time in 2016 season with 10+ walks)

Florida State Did Not Walk A Batter: vs. Wake Forest, May 13, 2017
Final Score: FSU 4, Wake Forest 0

A Seminole Pitcher Won 13+ Games In A Season: Bryan Henry, 2007, 14-2

A Seminole Pitcher Won 20 Games In A Season: Mike Loynd, 1986, 20-1

SCORING & MISCELLANEOUS

Florida State Recorded 20 Or More Hits: 24 vs. Rhode Island, February 21, 2016;
Final Score: FSU 23, Rhode Island 4

Florida State Scored 20 Or More Runs: 20 vs. Jacksonville, May 9, 2017
Final Score: FSU 21, Jacksonville 2

Florida State Scored 30 Or More Runs: 37 vs. Ohio State, May 31, 2009;
Final Score: FSU 37, Ohio State 6

Florida State Scored 10 Or More Runs In An Inning: 10 (7th Inn) at NC State, April 7, 2017
Final Score: FSU 16, NC State 7

An Opponent Scored 10 Or More Runs In An Inning: 10 (6th Inn) at Virginia Tech, March 19, 2017
Final Score: Virginia Tech 17, FSU 0

Florida State Swept A Three-Game ACC Series At Home: Notre Dame, April 22-24, 2016;
Scores: 12-6, 7-6 (12), 11-6 (Second time in 2016)

Florida State Swept A Three-Game ACC Series On The Road: at Notre Dame, March 24-25, 2017
Final Scores: 8-2, 8-3 (13), 5-1

Florida State Was Swept In An ACC Series At Home: North Carolina, March 31-April 2, 2017
Final Scores: 3-1, 5-2 (11), 9-7

Florida State Was Swept In An ACC Series On The Road: at Notre Dame, April 10-12, 2015;
Scores: 2-5, 1-4, 1-2

Florida State Lost An ACC Series At Home: Wake Forest, May 12-14, 2017
Final Scores: WF 4-3, FSU 4-0, WF 10-9

Florida State Was Swept At Home: North Carolina, March 31-April 2, 2017
Final Scores: 3-1, 5-2 (11), 9-7

Florida State Was Swept In A Non-ACC Series: Florida, March 14 & 28, April 11, 2017
Final Scores: 1-0, 4-1, 10-7

Florida State Played 20 or more innings: Wake Forest, May 6, 2006
Final Score: FSU 4 Wake Forest 3 (20)

Florida State Turned a Triple Play: Virginia Tech, May 3, 2009; 3rd Inning (9-2-4) RF - Ruairi O'Connor to C - Parker Brunelle to 2B - Jason Stidham

Florida State Recorded A Walk-Off Win: FGCU, April 4, 2017 (Jackson Lueck RBI double)
Final Score: FSU 7, FGCU 6

A Florida State Opponent Recorded A Walk-Off Win: at Miami, April 22, 2017 (Taylor Walls error)
Final Score: Miami 5, FSU 4 (10)

Committed 5+ Errors In One Game: 5 vs. North Carolina, April 2, 2017; **Final Score:** UNC 9, FSU 7

2017 BATTING ORDER: GAME-BY-GAME

<i>Date</i>	<i>Opponent</i>	<i>1</i>	<i>2</i>	<i>3</i>	<i>4</i>	<i>5</i>	<i>6</i>	<i>7</i>	<i>8</i>	<i>9</i>	<i>SP</i>
2/17	VCU	Walls	Lueck	Nieporte	Raleigh	Busby	Aplin	Henderson	Flowers	Daughtry	Carlton
2/18	VCU	Walls	Lueck	Raleigh	Busby	Nieporte	Aplin	Henderson	Daughtry	Flowers	Sands
2/19	VCU	Walls	Lueck	Raleigh	Busby	Nieporte	Henderson	Derr	Cavanaugh	Flowers	Holton
2/21	USF	Walls	Lueck	Nieporte	Raleigh	Aplin	Busby	Daughtry	Henderson	Flowers	Karp
2/24	Samford	Walls	Lueck	Raleigh	Nieporte	Aplin	Busby	Derr	Henderson	Flowers	Sands
2/25	Samford	Walls	Lueck	Raleigh	Aplin	Nieporte	Derr	Flowers	Henderson	Truluck	Holton
2/26	Samford	Walls	Lueck	Raleigh	Aplin	Nieporte	Busby	Daughtry	Flowers	Henderson	Parrish
2/28	at Jacksonville	Walls	Lueck	Busby	Nieporte	Raleigh	Flowers	Derr	Cavanaugh	Henderson	Karp
3/3	Oakland	Walls	Lueck	Raleigh	Nieporte	Daughtry	Derr	Busby	Flowers	Henderson	Sands
3/4	Oakland	Walls	Lueck	Aplin	Nieporte	Raleigh	Derr	Busby	Daughtry	Flowers	Holton
3/5	Oakland	Walls	Lueck	Raleigh	Nieporte	Aplin	Derr	Busby	Daughtry	Flowers	Parrish
3/7	at UCF	Walls	Busby	Aplin	Nieporte	Raleigh	Derr	Daughtry	Flowers	Henderson	Karp
3/8	at UCF	Walls	Busby	Aplin	Nieporte	Raleigh	Derr	Daughtry	Flowers	Henderson	E. Voyles
3/10	Boston College	Walls	Busby	Aplin	Nieporte	Raleigh	Daughtry	Derr	Flowers	Henderson	Sands
3/11	Boston College	Walls	Busby	Aplin	Nieporte	Raleigh	Daughtry	Derr	Flowers	Henderson	Holton
3/11	Boston College	Walls	Busby	Aplin	Raleigh	Daughtry	Derr	Flowers	Wells	Henderson	Parrish
3/14	at Florida	Walls	Busby	Aplin	Raleigh	Nieporte	Daughtry	Derr	Flowers	Henderson	Karp
3/15	at FGCU	Walls	Busby	Aplin	Nieporte	Raleigh	Daughtry	Derr	Flowers	Henderson	E. Voyles
3/17	at Virginia Tech	Walls	Derr	Raleigh	Nieporte	Aplin	Busby	Daughtry	Flowers	Henderson	Sands
3/18	at Virginia Tech	Walls	Derr	Raleigh	Nieporte	Aplin	Busby	Daughtry	Flowers	Henderson	Holton
3/19	at Virginia Tech	Walls	Derr	Raleigh	Nieporte	Aplin	Busby	Daughtry	Flowers	Henderson	Parrish
3/21	Jacksonville	Walls	Daughtry	Raleigh	Nieporte	Aplin	Lueck	Busby	Derr	Flowers	Karp
3/24	at Notre Dame	Walls	Daughtry	Raleigh	Nieporte	Aplin	Busby	Lueck	Derr	Flowers	Sands
3/24	at Notre Dame	Walls	Derr	Raleigh	Nieporte	Busby	Aplin	Lueck	Flowers	Henderson	Holton
3/25	at Notre Dame	Walls	Lueck	Raleigh	Nieporte	Busby	Aplin	Derr	Daughtry	Flowers	Parrish
3/28	vs. Florida	Walls	Lueck	Raleigh	Nieporte	Aplin	Flowers	Daughtry	Derr	Henderson	Karp
3/31	vs. UNC	Walls	Lueck	Aplin	Nieporte	Raleigh	Mendoza	Flowers	Derr	Henderson	Sands
4/1	vs. UNC	Walls	Lueck	Raleigh	Nieporte	Aplin	Mendoza	Flowers	Daughtry	Henderson	Holton
4/2	vs. UNC	Flowers	Lueck	Aplin	Raleigh	Nieporte	Mendoza	Daughtry	Derr	Henderson	Parrish
4/4	vs. FGCU	Walls	Lueck	Aplin	Nieporte	Raleigh	Busby	Mendoza	Flowers	Henderson	Karp
4/5	vs. FGCU	Walls	Lueck	Aplin	Nieporte	Raleigh	Busby	Mendoza	Flowers	Henderson	Zirzow
4/7	at NC State	Walls	Busby	Raleigh	Nieporte	Derr	Mendoza	Flowers	Truluck	Henderson	Sands
4/8	at NC State	Walls	Busby	Raleigh	Nieporte	Derr	Mendoza	Flowers	Truluck	Henderson	Holton
4/9	at NC State	Walls	Busby	Aplin	Nieporte	Raleigh	Mendoza	Derr	Flowers	Henderson	Parrish
4/11	Florida	Walls	Daughtry	Aplin	Nieporte	Mendoza	Raleigh	Petrey	Flowers	Henderson	Karp
4/15	Clemson	Walls	Busby	Lueck	Nieporte	Raleigh	Mendoza	Aplin	Flowers	Henderson	Sands
4/16	Clemson	Walls	Lueck	Aplin	Mendoza	Raleigh	Nieporte	Busby	Flowers	Henderson	Holton
4/17	Clemson	Walls	Busby	Lueck	Nieporte	Raleigh	Mendoza	Aplin	Henderson	Flowers	Parrish
4/19	Stetson	Walls	Busby	Lueck	Nieporte	Raleigh	Aplin	Mendoza	Henderson	Flowers	Zirzow
4/21	at Miami	Walls	Busby	Lueck	Nieporte	Raleigh	Aplin	Mendoza	Henderson	Flowers	Sands
4/22	at Miami	Walls	Busby	Lueck	Nieporte	Raleigh	Aplin	Mendoza	Henderson	Flowers	Holton
4/25	at Stetson	Walls	Busby	Lueck	Nieporte	Raleigh	Mendoza	Henderson	Derr	Flowers	Parrish
4/28	Virginia	Walls	Busby	Lueck	Nieporte	Raleigh	Mendoza	Derr	Henderson	Flowers	Sands
4/29	Virginia	Walls	Busby	Lueck	Nieporte	Raleigh	Mendoza	Aplin	Henderson	Flowers	Holton
4/30	Virginia	Walls	Busby	Raleigh	Nieporte	Mendoza	Aplin	Henderson	Wells	Flowers	Karp
5/5	Pacific	Walls	Busby	Aplin	Nieporte	Lueck	Mendoza	Raleigh	Holton	Henderson	Sands
5/6	Pacific	Walls	Aplin	Lueck	Nieporte	Mendoza	Raleigh	Flowers	Henderson	Truluck	Holton
5/6	Pacific	Walls	Busby	Lueck	Nieporte	Mendoza	Raleigh	Holton	Flowers	Henderson	Karp
5/7	Pacific	Walls	Busby	Lueck	Nieporte	Raleigh	Mendoza	Flowers	Derr	Henderson	Parrish
5/9	Jacksonville	Walls	Busby	Lueck	Nieporte	Mendoza	Raleigh	Holton	Flowers	Henderson	Zirzow
5/12	Wake Forest	Walls	Busby	Lueck	Nieporte	Mendoza	Raleigh	Holton	Flowers	Henderson	Sands
5/13	Wake Forest	Walls	Busby	Lueck	Nieporte	Raleigh	Mendoza	Derr	Flowers	Henderson	Holton
5/14	Wake Forest	Walls	Busby	Lueck	Nieporte	Mendoza	Raleigh	Holton	Flowers	Henderson	Parrish
5/18	at Louisville	Walls	Busby	Lueck	Nieporte	Raleigh	Holton	Mendoza	Henderson	Flowers	Sands
5/19	at Louisville	Walls	Busby	Lueck	Nieporte	Raleigh	Mendoza	Derr	Flowers	Henderson	Holton

2017 BY POSITION: GAME-BY-GAME

<i>Date</i>	<i>Opponent</i>	<i>Times (Record)</i>	<i>C</i>	<i>1B</i>	<i>2B</i>	<i>3B</i>	<i>SS</i>	<i>LF</i>	<i>CF</i>	<i>RF</i>	<i>DH</i>
2/17	VCU	1 (0-1)	Raleigh	Nieporte	Henderson	Busby	Walls	Lueck	Flowers	Aplin	Daughtry
2/18	VCU	2 (1-1)	Raleigh	Nieporte	Henderson	Busby	Walls	Lueck	Flowers	Aplin	Daughtry
2/19	VCU	1 (1-0)	Raleigh	Nieporte	Henderson	Busby	Walls	Lueck	Flowers	Derr	Cavanaugh
2/21	USF	3 (1-2)	Raleigh	Nieporte	Henderson	Busby	Walls	Lueck	Flowers	Aplin	Daughtry
2/24	Samford	1 (1-0)	Raleigh	Nieporte	Henderson	Busby	Walls	Lueck	Flowers	Derr	Aplin
2/25	Samford	1 (1-0)	Raleigh	Nieporte	Henderson	Truluck	Walls	Lueck	Flowers	Derr	Aplin
2/26	Samford	4 (2-2)	Raleigh	Nieporte	Henderson	Busby	Walls	Lueck	Flowers	Aplin	Daughtry
2/28	at Jacksonville	2 (2-0)	Raleigh	Nieporte	Henderson	Busby	Walls	Lueck	Flowers	Derr	Cavanaugh
3/3	Oakland	1 (1-0)	Raleigh	Nieporte	Henderson	Busby	Walls	Lueck	Flowers	Derr	Daughtry
3/4	Oakland	1 (1-0)	Raleigh	Nieporte	Derr	Busby	Walls	Lueck	Flowers	Aplin	Daughtry
3/5	Oakland	2 (2-0)	Raleigh	Nieporte	Derr	Busby	Walls	Lueck	Flowers	Aplin	Daughtry
3/7	at UCF	1 (1-0)	Raleigh	Nieporte	Henderson	Busby	Walls	Daughtry	Flowers	Derr	Aplin
3/8	at UCF	2 (2-0)	Raleigh	Nieporte	Henderson	Busby	Walls	Daughtry	Flowers	Derr	Aplin
3/10	Boston College	3 (2-1)	Raleigh	Nieporte	Henderson	Busby	Walls	Daughtry	Flowers	Derr	Aplin
3/11	Boston College	4 (3-1)	Raleigh	Nieporte	Henderson	Busby	Walls	Daughtry	Flowers	Derr	Aplin
3/11	Boston College	1 (1-0)	Raleigh	Busby	Henderson	Daughtry	Walls	Wells	Flowers	Aplin	Derr
3/14	at Florida	1 (0-1)	Raleigh	Busby	Henderson	Daughtry	Walls	Aplin	Flowers	Derr	Nieporte
3/15	at Florida Gulf Coast	2 (0-2)	Raleigh	Busby	Henderson	Daughtry	Walls	Aplin	Flowers	Derr	Nieporte
3/17	at Virginia Tech	3 (1-2)	Raleigh	Busby	Henderson	Daughtry	Walls	Aplin	Flowers	Derr	Nieporte
3/18	at Virginia Tech	4 (1-3)	Raleigh	Busby	Henderson	Daughtry	Walls	Aplin	Flowers	Derr	Nieporte
3/19	at Virginia Tech	5 (1-4)	Raleigh	Busby	Henderson	Daughtry	Walls	Aplin	Flowers	Derr	Nieporte
3/21	Jacksonville	1 (1-0)	Raleigh	Busby	Derr	Daughtry	Walls	Lueck	Flowers	Aplin	Nieporte
3/24	at Notre Dame	2 (2-0)	Raleigh	Busby	Derr	Daughtry	Walls	Lueck	Flowers	Aplin	Nieporte
3/24	at Notre Dame	1 (1-0)	Raleigh	Busby	Henderson	Derr	Walls	Lueck	Flowers	Aplin	Nieporte
3/25	at Notre Dame	3 (3-0)	Raleigh	Busby	Derr	Daughtry	Walls	Lueck	Flowers	Aplin	Nieporte
3/28	vs. Florida	1 (0-1)	Raleigh	Nieporte	Henderson	Daughtry	Walls	Lueck	Flowers	Aplin	Derr
3/31	North Carolina	1 (0-1)	Raleigh	Nieporte	Henderson	Mendoza	Walls	Lueck	Flowers	Aplin	Derr
4/1	North Carolina	1 (0-1)	Raleigh	Nieporte	Henderson	Mendoza	Walls	Lueck	Flowers	Aplin	Daughtry
4/2	North Carolina	1 (0-1)	Raleigh	Nieporte	Henderson	Mendoza	Daughtry	Lueck	Flowers	Aplin	Derr
4/4	FGCU	1 (1-0)	Raleigh	Mendoza	Henderson	Busby	Walls	Lueck	Flowers	Aplin	Nieporte
4/5	FGCU	2 (2-0)	Raleigh	Mendoza	Henderson	Busby	Walls	Lueck	Flowers	Aplin	Nieporte
4/7	at NC State	1 (1-0)	Raleigh	Mendoza	Henderson	Busby	Walls	Truluck	Flowers	Derr	Nieporte
4/8	at NC State	2 (1-1)	Raleigh	Mendoza	Henderson	Busby	Walls	Truluck	Flowers	Derr	Nieporte
4/9	at NC State	1 (0-1)	Raleigh	Mendoza	Henderson	Busby	Walls	Aplin	Flowers	Derr	Nieporte
4/11	Florida	1 (0-1)	Raleigh	Mendoza	Henderson	Daughtry	Walls	Aplin	Flowers	Petrey	Nieporte
4/15	Clemson	3 (2-1)	Raleigh	Mendoza	Henderson	Busby	Walls	Lueck	Flowers	Aplin	Nieporte
4/16	Clemson	4 (3-1)	Raleigh	Mendoza	Henderson	Busby	Walls	Lueck	Flowers	Aplin	Nieporte
4/17	Clemson	5 (4-1)	Raleigh	Mendoza	Henderson	Busby	Walls	Lueck	Flowers	Aplin	Nieporte
4/19	Stetson	6 (5-1)	Raleigh	Mendoza	Henderson	Busby	Walls	Lueck	Flowers	Aplin	Nieporte
4/21	at Miami	7 (6-1)	Raleigh	Mendoza	Henderson	Busby	Walls	Lueck	Flowers	Aplin	Nieporte
4/22	at Miami	8 (6-2)	Raleigh	Mendoza	Henderson	Busby	Walls	Lueck	Flowers	Aplin	Nieporte
4/25	at Stetson	1 (1-0)	Raleigh	Mendoza	Henderson	Busby	Walls	Lueck	Flowers	Derr	Nieporte
4/28	Virginia	2 (2-0)	Raleigh	Mendoza	Henderson	Busby	Walls	Lueck	Flowers	Derr	Nieporte
4/29	Virginia	9 (6-3)	Raleigh	Mendoza	Henderson	Busby	Walls	Lueck	Flowers	Aplin	Nieporte
4/30	Virginia	1 (0-1)	Raleigh	Mendoza	Henderson	Busby	Walls	Aplin	Flowers	Wells	Nieporte
5/5	Pacific	1 (1-0)	Raleigh	Mendoza	Henderson	Busby	Walls	Lueck	Holton	Aplin	Nieporte
5/6	Pacific	1 (1-0)	Raleigh	Mendoza	Henderson	Truluck	Walls	Lueck	Flowers	Aplin	Nieporte
5/6	Pacific	1 (1-0)	Raleigh	Mendoza	Henderson	Busby	Walls	Lueck	Flowers	Holton	Nieporte
5/7	Pacific	3 (3-0)	Raleigh	Mendoza	Henderson	Busby	Walls	Lueck	Flowers	Derr	Nieporte
5/9	Jacksonville	2 (2-0)	Raleigh	Mendoza	Henderson	Busby	Walls	Lueck	Flowers	Holton	Nieporte
5/12	Wake Forest	3 (2-1)	Raleigh	Mendoza	Henderson	Busby	Walls	Lueck	Flowers	Holton	Nieporte
5/13	Wake Forest	3 (3-0)	Raleigh	Mendoza	Henderson	Busby	Walls	Lueck	Flowers	Derr	Nieporte
5/14	Wake Forest	4 (2-2)	Raleigh	Mendoza	Henderson	Busby	Walls	Lueck	Flowers	Holton	Nieporte
5/18	at Louisville	5 (3-2)	Raleigh	Mendoza	Henderson	Busby	Walls	Lueck	Flowers	Holton	Nieporte
5/19	at Louisville	4 (4-0)	Raleigh	Mendoza	Henderson	Busby	Walls	Lueck	Flowers	Derr	Nieporte

PITCHING (STARTERS)

Date	Opp. (W-L-ND)	IP	H	R	ER	BB	K
2/17	VCU (L)	5.2	9	2	2	0	4
2/18	VCU (W)	5.2	4	2	0	2	2
2/19	VCU (W)	6.0	3	2	1	1	8
2/21	USF (ND)	7.0	3	0	0	0	9
2/24	Samford (W)	5.0	3	2	2	2	6
2/25	Samford (W)	7.0	2	0	0	3	11
2/26	Samford (W)	6.0	2	1	1	0	6
2/28	at Jacksonville (ND)	6.0	5	3	3	1	7
3/3	Oakland (ND)	3.0	7	7	3	2	2
3/4	Oakland (W)	6.0	2	0	0	0	13
3/5	Oakland (ND)	4.0	7	5	4	2	5
3/7	at UCF (ND)	4.0	2	2	2	2	6
3/8	at UCF (ND)	2.0	3	0	0	0	1
3/10	Boston College (L)	6.0	8	5	5	1	2
3/11	Boston College (W)	6.0	2	1	0	2	8
3/11	Boston College (W)	6.0	6	0	0	2	5
3/14	at Florida (L)	7.0	5	1	1	0	11
3/15	at FGCU (L)	0.1	3	3	2	1	0
3/17	at Virginia Tech (W)	5.2	3	1	1	2	7
3/18	at Virginia Tech (ND)	3.2	6	6	6	3	3
3/19	at Virginia Tech (L)	5.1	8	7	7	2	7
3/21	vs. Jacksonville (ND)	0.2	3	6	6	2	0
3/24	at Notre Dame (W)	6.0	5	1	1	2	7
3/24	at Notre Dame (ND)	6.1	5	2	2	1	7
3/25	at Notre Dame (W)	9.0	3	1	0	1	7
3/28	vs. Florida (L)	5.0	5	4	4	2	5
3/31	North Carolina (L)	6.0	7	2	2	2	6
4/1	North Carolina (ND)	7.0	0	0	0	1	8
4/2	North Carolina (ND)	4.0	7	5	2	1	4
4/4	FGCU (ND)	4.0	6	3	3	0	1
4/5	FGCU (ND)	3.0	4	2	2	0	5
4/7	at NC State (W)	6.0	7	3	3	1	3
4/8	at NC State (L)	5.1	6	4	4	1	6
4/9	at NC State (L)	3.1	8	7	7	1	3
4/11	Florida (ND)	1.2	2	4	3	2	0
4/15	Clemson (ND)	1.2	6	6	6	2	0
4/16	Clemson (W)	8.0	7	3	3	3	9
4/17	Clemson (ND)	4.1	4	3	2	1	6
4/19	Stetson (ND)	4.1	4	2	2	3	4
4/21	at Miami (ND)	4.1	5	2	2	1	7
4/22	at Miami (ND)	6.1	3	4	4	3	5
4/25	at Stetson (W)	7.0	7	5	5	1	3
4/28	Virginia (ND)	4.1	4	4	3	3	3
4/29	Virginia (L)	4.1	5	2	2	1	1
4/30	Virginia (L)	0.0	4	4	4	1	0
5/5	Pacific (ND)	6.0	4	5	5	2	7
5/6	Pacific (W)	5.1	3	4	2	2	10
5/6	Pacific (W)	7.0	6	1	1	0	8
5/7	Pacific (W)	7.2	6	3	3	2	4
5/9	Jacksonville (W)	4.0	3	1	1	3	3
5/12	Wake Forest (L)	4.1	5	4	4	2	1
5/13	Wake Forest (W)	9.0	4	0	0	0	9
5/14	Wake Forest (L)	3.0	5	6	6	4	6
5/18	at Louisville (ND)	4.0	6	7	7	2	1
5/19	at Louisville (W)	8.0	5	1	1	3	11
Totals		277.2	257	161	142	84	283

PITCHING (BULLPEN)

Date	Opp. (W-L-ND)	IP	H	R	ER	BB	K
2/17	VCU (ND)	3.1	3	1	1	0	3
2/18	VCU (ND)	3.1	1	1	1	1	4
2/19	VCU (ND)	3.0	3	1	1	1	2
2/21	USF (L)	2.0	1	4	3	3	2
2/24	Samford (ND)	4.0	3	1	1	1	6
2/25	Samford (ND)	2.0	3	0	0	0	2
2/26	Samford (ND)	3.0	5	3	3	2	3
2/28	at Jacksonville (W)	3.0	3	2	2	0	2
3/3	Oakland (W)	6.0	7	3	3	3	8
3/4	Oakland (ND)	3.0	3	1	1	2	3
3/5	Oakland (W)	5.0	3	1	0	1	7
3/7	at UCF (W)	5.0	0	0	0	1	6
3/8	at UCF (W)	7.0	4	0	0	1	9
3/10	Boston College (ND)	3.0	5	3	1	2	5
3/11	Boston College (ND)	3.0	0	0	0	1	4
3/11	Boston College (ND)	3.0	1	0	0	2	4
3/14	at Florida (ND)	1.0	1	0	0	0	1
3/15	at FGCU (ND)	7.2	2	2	2	7	4
3/17	at Virginia Tech (ND)	3.1	3	1	1	1	3
3/18	at Virginia Tech (L)	4.1	7	7	5	3	3
3/19	at Virginia Tech (ND)	2.2	9	10	10	5	3
3/21	vs. Jacksonville (W)	8.1	8	3	1	0	8
3/24	at Notre Dame (ND)	3.0	3	1	1	1	3
3/24	at Notre Dame (W)	6.2	4	1	1	3	9
3/25	at Notre Dame (-)	--	--	--	--	--	--
3/28	vs. Florida (ND)	4.0	1	0	0	1	4
3/31	North Carolina (ND)	3.0	1	1	1	2	3
4/1	North Carolina (L)	4.0	6	5	0	2	2
4/2	North Carolina (L)	5.0	8	4	3	0	6
4/4	FGCU (W)	5.0	5	3	2	3	7
4/5	FGCU (W)	2.0	1	0	0	1	4
4/7	at NC State (ND)	3.0	2	4	2	5	6
4/8	at NC State (ND)	2.2	1	0	0	1	2
4/9	at NC State (ND)	4.2	5	1	1	1	3
4/11	Florida (L)	7.1	8	6	6	6	6
4/15	Clemson (L)	7.1	9	6	4	6	6
4/16	Clemson (ND)	1.0	1	0	0	0	2
4/17	Clemson (W)	4.2	7	3	2	0	3
4/19	Stetson (W)	4.2	4	1	1	0	4
4/21	at Miami (W)	4.2	2	1	1	4	5
4/22	at Miami (ND)	3.0	2	1	0	0	4
4/25	at Stetson (ND)	2.0	1	0	0	0	2
4/28	Virginia (W)	4.2	3	0	0	1	2
4/29	Virginia (ND)	4.2	11	6	6	3	0
4/30	Virginia (ND)	9.0	9	3	3	4	6
5/5	Pacific (W)	3.0	6	3	3	2	3
5/6	Pacific (ND)	3.2	4	1	1	0	3
5/6	Pacific (ND)	2.0	2	2	2	0	4
5/7	Pacific (ND)	1.1	1	0	0	1	0
5/9	Jacksonville (ND)	4.0	4	1	1	5	4
5/12	Wake Forest (ND)	4.2	2	0	0	4	3
5/13	Wake Forest (-)	--	--	--	--	--	--
5/14	Wake Forest (ND)	6.0	9	4	4	2	5
5/18	at Louisville (W)	5.0	6	2	1	1	4
5/19	at Louisville (ND)	1.0	3	1	1	0	1
Totals		212.2	206	105	83	96	208

SEASON & CAREER HIGHS

1 • TYLER DAUGHTRY

DAUGHTRY SEASON & CAREER HIGHS

At-Bats	5 (three times), last vs. North Carolina (4/1/17)
Runs	3 (two times), last vs. Oakland (3/5/17)
Hits	3 (two times), last vs. Boston College (3/11/17)
RBI	3 (two times), last at Notre Dame (3/24/17)
Walks	4 (two times), last vs. Boston College (3/11/17)
Hit by Pitch	1 (two times), last vs. North Carolina (3/31/17)
Stolen Bases	1 (three times), last vs. Oakland (3/5/17)

2 • JACKSON LUECK

LUECK SEASON HIGHS

At-Bats	6 (two times), last vs. Oakland (3/5/17)
Runs	2 (eight times), last at Louisville (5/18/17)
Hits	3 (three times), last vs. Florida Gulf Coast (4/4/17)
RBI	5 vs. Samford (2/26/17)
Walks	2 (two times), last vs. Wake Forest (5/13/17)
Hit by Pitch	2 vs. Oakland (3/4/17)
Stolen Bases	1 (five times), last vs. Jacksonville (5/9/17)

LUECK CAREER HIGHS

At-Bats	6 (three times), last vs. Oakland (3/5/17)
Runs	2 (16 times), last at Louisville (5/18/17)
Hits	3 (six times), last vs. Oakland (3/3/17)
RBI	5 (two times), last vs. Samford (2/26/17)
Walks	3 vs. College of Charleston (2/27/16)
Hit by Pitch	2 vs. Oakland (3/4/17)
Stolen Bases	1 (seven times), last vs. Jacksonville (5/9/17)

3 • NICK DERR

DERR SEASON & CAREER HIGHS

At-Bats	5 (two times), last at Notre Dame (3/24/17)
Runs	3 (three times), last vs. NC State (4/7/17)
Hits	3 (two times), last vs. Samford (2/24/17)
RBI	3 at Stetson (4/25/17)
Walks	3 vs. Boston College (3/11/17)
Hit by Pitch	3 vs. Boston College (3/11/17)
Stolen Bases	2 at UCF (3/7/17)

6 • COBI JOHNSON

JOHNSON CAREER HIGHS

Innings Pitched	7.0 at Virginia (3/22/15)
Hits Allowed	7 (two times), last vs. Wake Forest (3/15/15)
Runs Allowed	6 (two times), last at NC State (4/4/15)
Earned Runs Allowed	6 vs. UNC Wilmington (3/1/15)
Walks Allowed	3 (three times), last vs. Villanova (3/2/16)
Strikeouts	6 (three times), last at Miami (4/24/15)

7 • STEVEN WELLS

WELLS SEASON HIGHS - BATTING

At-Bats	3 at NC State (4/9/17)
Runs	2 vs. Boston College (3/11/17)
Hits	1 (three times), last vs. Jacksonville (5/9/17)
RBI	2 vs. Jacksonville (5/9/17)
Walks	1 (five times), last at Louisville (5/18/17)
Hit by Pitch	1 vs. Boston College (3/11/17)
Stolen Bases	-

WELLS SEASON HIGHS - PITCHING

Innings Pitched	1.0 (two times), last at Virginia Tech (3/17/17)
Hits Allowed	2 (two times), last vs. Boston College (3/10/17)
Runs Allowed	2 vs. Boston College (3/10/17)
Earned Runs Allowed	1 vs. VCU (2/17/17)
Walks Allowed	1 vs. Boston College (3/10/17)
Strikeouts	1 (three times), last at Virginia Tech (3/19/17)

WELLS CAREER HIGHS - BATTING

At-Bats	6 vs. Notre Dame (4/23/16)
Runs	2 (nine times), last vs. Boston College (3/11/17)
Hits	3 (four times), last vs. Georgia Tech - ACC Tournament (5/26/16)
RBI	5 at Wake Forest (4/16/16)
Walks	3 vs. College of Charleston (2/27/16)
Hit by Pitch	1 (two times), last vs. Boston College (3/11/17)
Stolen Bases	1 (two times), last vs. Miami (5/21/16)

WELLS CAREER HIGHS - PITCHING

Innings Pitched	1.0 (three times), last at Virginia Tech (3/17/17)
Hits Allowed	2 (two times), last vs. Boston College (3/10/17)
Runs Allowed	2 vs. Boston College (3/10/17)
Earned Runs Allowed	1 vs. VCU (2/17/17)
Walks Allowed	1 vs. Boston College (3/10/17)
Strikeouts	2 at Miami (4/26/15)

8 • J.C. FLOWERS

FLOWERS SEASON & CAREER HIGHS

At-Bats	5 (four times), last vs. Pacific (5/6/17)
Runs	3 (two times), last vs. Pacific (5/6/17)
Hits	4 at Notre Dame (3/24/17)
RBI	3 (three times), last vs. Pacific (5/6/17)
Walks	3 vs. Oakland (3/3/17)
Hit by Pitch	2 at Notre Dame (3/24/17)
Stolen Bases	1 (seven times), last vs. Jacksonville (5/9/17)

10 • TAYLOR WALLS

WALLS SEASON HIGHS

At-Bats	6 (five times), last vs. Pacific (5/6/17)
Runs	4 at Louisville (5/18/17)
Hits	4 vs. Jacksonville (3/21/17)
RBI	3 (seven times), last vs. Wake Forest (5/14/17)
Walks	4 (two times), last at Notre Dame (3/24/17)
Hit by Pitch	1 vs. Boston College (3/11/17)
Stolen Bases	2 vs. Pacific (5/7/17)

WALLS CAREER HIGHS

At-Bats	6 (10 times), last vs. Pacific (5/6/17)
Runs	4 (two times), last at Louisville (5/18/17)
Hits	4 (three times), last vs. Jacksonville (3/21/17)
RBI	4 (two times), last vs. Florida Gulf Coast (5/11/16)
Walks	4 (three times), last at Notre Dame (3/24/17)
Hit by Pitch	1 (eight times), last vs. Boston College (3/11/17)
Stolen Bases	3 vs. Villanova (3/2/16)

12 • BRANDON REITZ

REITZ SEASON & CAREER HIGHS

Innings Pitched	1.0 (three times), last vs. Boston College (3/11/17)
Hits Allowed	2 vs. Oakland (3/4/17)
Runs Allowed	1 (two times), last vs. Oakland (3/4/17)
Earned Runs Allowed	1 (two times), last vs. Oakland (3/4/17)
Walks Allowed	1 (two times), last vs. Oakland (3/4/17)
Strikeouts	2 vs. Samford (2/24/17)

14 • TYLER HOLTON

HOLTON SEASON HIGHS - PITCHING

Innings Pitched	9.0 vs. Wake Forest (5/13/17)
Hits Allowed	6 (two times), last at NC State (4/8/17)
Runs Allowed	6 at Virginia Tech (3/18/17)
Earned Runs Allowed	6 at Virginia Tech (3/18/17)
Walks Allowed	3 (five times), last at Louisville (5/19/17)
Strikeouts	13 vs. Oakland (3/4/17)

HOLTON SEASON HIGHS - BATTING

At-Bats	5 at Louisville (5/18/17)
Runs	3 vs. Wake Forest (5/14/17)
Hits	2 (three times), last vs. Wake Forest (5/14/17)
RBI	3 vs. Pacific (5/5/17)
Walks	2 vs. Jacksonville (5/9/17)
Hit by Pitch	-
Stolen Bases	-

HOLTON CAREER HIGHS - PITCHING

Innings Pitched	9.0 vs. Wake Forest (5/13/17)
Hits Allowed	9 vs. Jacksonville (3/1/16)
Runs Allowed	6 (two times), last at Virginia Tech (3/18/17)
Earned Runs Allowed	6 at Virginia Tech (3/18/17)
Walks Allowed	3 (eight times), last at Louisville (5/19/17)
Strikeouts	13 vs. Oakland (3/4/17)

HOLTON CAREER HIGHS - BATTING

At-Bats	5 at Louisville (5/18/17)
Runs	3 vs. Wake Forest (5/14/17)
Hits	2 (three times), last vs. Wake Forest (5/14/17)
RBI	3 vs. Pacific (5/5/17)
Walks	2 vs. Jacksonville (5/9/17)
Hit by Pitch	2 vs. Rhode Island (2/21/16)
Stolen Bases	-

15 • HANK TRULUCK

TRULUCK SEASON HIGHS

At-Bats	4 vs. Pacific (5/6/17)
Runs	1 (six times), last vs. Jacksonville (5/9/17)
Hits	1 (five times), last vs. Pacific (5/6/17)
RBI	1 (two times), last vs. Pacific (5/6/17)
Walks	1 (three times), last vs. Jacksonville (5/9/17)
Hit by Pitch	2 (two times), last vs. Pacific (5/6/17)
Stolen Bases	-

TRULUCK CAREER HIGHS

At-Bats	4 (seven times), last vs. Pacific (5/6/17)
Runs	2 (five times), last at USF (3/8/16)
Hits	2 (six times), last vs. Bowling Green State (5/7/16)
RBI	4 vs. USF (3/15/15)
Walks	4 at Virginia (3/22/15)
Hit by Pitch	2 (three times), last vs. Pacific (5/6/17)
Stolen Bases	1 (five times), last vs. Coastal Carolina (5/21/15)

17 • CLAYTON KWIATKOWSKI

KWIATKOWSKI SEASON & CAREER HIGHS

Innings Pitched	3.2 vs. Stetson (4/19/17)
Hits Allowed	3 (two times), last vs. Stetson (4/19/17)
Runs Allowed	3 vs. Clemson (4/15/17)
Earned Runs Allowed	3 vs. Clemson (4/15/17)
Walks Allowed	4 vs. Jacksonville (5/9/17)
Strikeouts	3 (three times), last vs. Stetson (4/19/17)

18 • ED VOYLES

E. VOYLES SEASON HIGHS

Innings Pitched	3.0 vs. Pacific (5/6/17)
Hits Allowed	4 vs. Oakland (3/3/17)
Runs Allowed	3 (two times), last at Florida Gulf Coast (3/15/17)
Earned Runs Allowed	3 vs. Oakland (3/3/17)
Walks Allowed	1 at Florida Gulf Coast (3/15/17)
Strikeouts	3 vs. Pacific (5/6/17)

E. VOYLES CAREER HIGHS

Innings Pitched	4.0 (two times), last at Wake Forest (4/17/16)
Hits Allowed	5 (four times), last at Duke (5/15/16)
Runs Allowed	6 vs. Clemson - ACC Tournament (5/29/16)
Earned Runs Allowed	3 (three times), last vs. Oakland (3/3/17)
Walks Allowed	2 (five times), last vs. Clemson - ACC Tournament (5/29/16)
Strikeouts	6 vs. Villanova (3/2/16)

19 • ANDREW KARP

KARP SEASON HIGHS

Innings Pitched	7.0 (three times), last vs. Pacific (5/6/17)
Hits Allowed	6 (two times), last vs. Pacific (5/6/17)
Runs Allowed	6 vs. Jacksonville (3/21/17)
Earned Runs Allowed	6 vs. Jacksonville (3/21/17)
Walks Allowed	3 vs. Wake Forest (5/12/17)
Strikeouts	11 at Florida (3/14/17)

KARP CAREER HIGHS

Innings Pitched	7.0 (three times), last vs. Pacific (5/6/17)
Hits Allowed	6 (two times), last vs. Pacific (5/6/17)
Runs Allowed	6 vs. Jacksonville (3/21/17)
Earned Runs Allowed	6 vs. Jacksonville (3/21/17)
Walks Allowed	3 (two times), last vs. Wake Forest (5/12/17)
Strikeouts	11 at Florida (3/14/17)

SEASON & CAREER HIGHS

20 • KYLE CAVANAUGH

CAVANAUGH SEASON & CAREER HIGHS

At-Bats	2 (four times), last vs. Jacksonville (5/9/17)
Runs	1 (two times), last vs. Boston College (3/11/17)
Hits	2 vs. Samford (2/24/17)
RBI	–
Walks	1 (two times), last vs. Boston College (3/11/17)
Hit by Pitch	1 at Virginia Tech (3/17/17)
Stolen Bases	–

22 • DREW MENDOZA

MENDOZA SEASON & CAREER HIGHS

At-Bats	5 (three times), last at Louisville (5/18/17)
Runs	3 (two times), last vs. Jacksonville (5/9/17)
Hits	3 at NC State (4/7/17)
RBI	6 vs. Jacksonville (5/9/17)
Walks	3 vs. Pacific (5/6/17)
Hit by Pitch	1 (four times), last vs. Pacific (5/6/17)
Stolen Bases	1 (three times), last vs. Stetson (4/19/17)

23 • RYAN MEJIA

MEJIA SEASON & CAREER HIGHS

At-Bats	2 vs. Jacksonville (5/9/17)
Runs	1 vs. Jacksonville (5/9/17)
Hits	1 (three times), last vs. Jacksonville (5/9/17)
RBI	2 vs. Boston College (3/11/17)
Walks	1 vs. Samford (2/24/17)
Hit by Pitch	–
Stolen Bases	–

24 • MATT HENDERSON

HENDERSON SEASON HIGHS

At-Bats	5 at Louisville (5/18/17)
Runs	2 (six times), last vs. Pacific (5/6/17)
Hits	3 vs. Clemson (4/15/17)
RBI	4 vs. Clemson (4/15/17)
Walks	3 (four times), last at Stetson (4/25/17)
Hit by Pitch	1 (10 times), last vs. Wake Forest (5/14/17)
Stolen Bases	2 vs. Pacific (5/7/17)

HENDERSON CAREER HIGHS

At-Bats	5 (three times), last at Louisville (5/18/17)
Runs	3 (four times), last vs. South Alabama - NCAA Tournament (6/5/16)
Hits	4 vs. Louisville (4/8/16)
RBI	4 vs. Clemson (4/15/17)
Walks	3 (seven times), last at Stetson (4/25/17)
Hit by Pitch	2 vs. Miami (5/21/16)
Stolen Bases	2 (two times), last vs. Pacific (5/7/17)

25 • RONNIE RAMIREZ

RAMIREZ CAREER HIGHS

Innings Pitched	1.1 vs. St. John's (3/4/16)
Hits Allowed	4 vs. Georgia Tech (3/12/16)
Runs Allowed	4 vs. Georgia Tech (3/12/16)
Earned Runs Allowed	3 vs. Georgia Tech (3/12/16)
Walks Allowed	1 vs. Georgia Tech (3/12/16)
Strikeouts	1 (two times), last vs. Georgia Tech (3/12/16)

26 • COLE SANDS

SANDS SEASON HIGHS

Innings Pitched	6.0 (five times), last vs. Pacific (5/5/17)
Hits Allowed	8 vs. Boston College (3/10/17)
Runs Allowed	7 (two times), last at Louisville (5/18/17)
Earned Runs Allowed	7 at Louisville (5/18/17)
Walks Allowed	3 vs. Virginia (4/28/17)
Strikeouts	7 (four times), last vs. Pacific (5/5/17)

SANDS CAREER HIGHS

Innings Pitched	6.0 (seven times), last vs. Pacific (5/5/17)
Hits Allowed	8 (two times), last vs. Boston College (3/10/17)
Runs Allowed	7 (two times), last at Louisville (5/18/17)
Earned Runs Allowed	7 at Louisville (5/18/17)
Walks Allowed	5 at Pittsburgh (3/20/16)
Strikeouts	7 (four times), last vs. Pacific (5/5/17)

28 • DYLAN BUSBY

BUSBY SEASON HIGHS

At-Bats	7 at Notre Dame (3/24/17)
Runs	4 vs. Oakland (3/5/17)
Hits	4 at Louisville (5/18/17)
RBI	4 (three times), last at Miami (4/21/17)
Walks	2 (two times), last vs. Jacksonville (5/9/17)
Hit by Pitch	1 (seven times), last vs. Virginia (4/30/17)
Stolen Bases	2 vs. Samford (2/26/17)

BUSBY CAREER HIGHS

At-Bats	8 at Miami (4/24/15)
Runs	4 vs. Oakland (3/5/17)
Hits	4 (two times), last at Louisville (5/18/17)
RBI	5 (two times), last vs. Alabama State (6/3/16)
Walks	4 vs. Villanova (3/2/16)
Hit by Pitch	2 (two times), last vs. Coastal Carolina (5/3/15)
Stolen Bases	2 (four times), last vs. Samford (2/26/17)

29 • QUINCY NIEPORTE

NIEPORTE SEASON HIGHS

At-Bats	5 (nine times), last vs. Wake Forest (5/14/17)
Runs	3 vs. Samford (2/24/17)
Hits	5 vs. Wake Forest (5/14/17)
RBI	6 at Virginia Tech (3/18/17)
Walks	2 (three times), last at Florida Gulf Coast (3/15/17)
Hit by Pitch	2 vs. Oakland (3/3/17)
Stolen Bases	–

NIEPORTE CAREER HIGHS

At-Bats	6 (two times), last vs. Notre Dame (4/23/16)
Runs	3 (four times), last vs. Samford (2/24/17)
Hits	5 vs. Wake Forest (5/14/17)
RBI	7 vs. UCF (3/11/15)
Walks	2 (four times), last at Florida Gulf Coast (3/15/17)
Hit by Pitch	2 (two times), last vs. Oakland (3/3/17)
Stolen Bases	1 (three times), last at Pittsburgh (3/19/16)

30 • WILL ZIRZOW

ZIRZOW SEASON HIGHS

Innings Pitched	5.0 at UCF (3/8/17)
Hits Allowed	4 (three times), last vs. Stetson (4/19/17)
Runs Allowed	4 at Virginia Tech (3/18/17)
Earned Runs Allowed	2 (five times), last vs. Stetson (4/19/17)
Walks Allowed	3 (three times), last vs. Jacksonville (5/9/17)
Strikeouts	7 at UCF (3/8/17)

ZIRZOW CAREER HIGHS

Innings Pitched	5.0 at UCF (3/8/17)
Hits Allowed	4 (four times), last vs. Stetson (4/19/17)
Runs Allowed	4 (two times), last at Virginia Tech (3/18/17)
Earned Runs Allowed	4 at NC State (4/4/15)
Walks Allowed	3 (three times), last vs. Jacksonville (5/9/17)
Strikeouts	7 at UCF (3/8/17)

31 • ALEC BYRD

BYRD SEASON HIGHS

Innings Pitched	3.0 vs. Clemson (4/17/17)
Hits Allowed	5 (two times), last at Virginia Tech (3/19/17)
Runs Allowed	6 at Virginia Tech (3/19/17)
Earned Runs Allowed	6 at Virginia Tech (3/19/17)
Walks Allowed	3 at Florida Gulf Coast (3/15/17)
Strikeouts	4 at UCF (3/7/17)

BYRD CAREER HIGHS

Innings Pitched	5.2 vs. USF (3/4/15)
Hits Allowed	6 vs. UCF (3/10/15)
Runs Allowed	6 (two times), last at Virginia Tech (3/19/17)
Earned Runs Allowed	6 (two times), last at Virginia Tech (3/19/17)
Walks Allowed	3 (three times), last at Florida Gulf Coast (3/15/17)
Strikeouts	8 vs. UNC Wilmington (2/27/15)

32 • GRANT STEWART

STEWART SEASON & CAREER HIGHS

Innings Pitched	2.0 (two times), last at NC State (4/9/17)
Hits Allowed	3 (two times), last vs. Virginia (4/29/17)
Runs Allowed	2 at Virginia Tech (3/19/17)
Earned Runs Allowed	2 at Virginia Tech (3/19/17)
Walks Allowed	1 (seven times), last vs. Virginia (4/29/17)
Strikeouts	4 vs. Florida Gulf Coast (4/5/17)

33 • CHASE HANEY

HANEY SEASON HIGHS

Innings Pitched	2.1 vs. North Carolina (4/2/17)
Hits Allowed	4 (two times), last vs. Florida (4/11/17)
Runs Allowed	4 vs. Florida (4/11/17)
Earned Runs Allowed	4 vs. Florida (4/11/17)
Walks Allowed	1 (eight times), last vs. Jacksonville (5/9/17)
Strikeouts	3 at Notre Dame (3/24/17)

HANEY CAREER HIGHS

Innings Pitched	3.2 vs. Georgia Tech (3/12/16)
Hits Allowed	4 (four times), last vs. Florida (4/11/17)
Runs Allowed	4 vs. Florida (4/11/17)
Earned Runs Allowed	4 vs. Florida (4/11/17)
Walks Allowed	3 (two times), last at USF (3/8/16)
Strikeouts	4 at USF (3/8/16)

35 • CAL RALEIGH

RALEIGH SEASON HIGHS

At-Bats	7 at Notre Dame (3/24/17)
Runs	3 (four times), last vs. Pacific (5/6/17)
Hits	3 (three times), last vs. Pacific (5/6/17)
RBI	2 (seven times), last at Louisville (5/18/17)
Walks	3 at Stetson (4/25/17)
Hit by Pitch	1 (three times), last vs. Jacksonville (5/9/17)
Stolen Bases	1 vs. Oakland (3/5/17)

RALEIGH CAREER HIGHS

At-Bats	7 at Notre Dame (3/24/17)
Runs	3 (five times), last vs. Pacific (5/6/17)
Hits	3 (six times), last vs. Pacific (5/6/17)
RBI	4 at Pittsburgh (3/19/16)
Walks	3 at Florida - NCAA Tournament (6/1/16)
Hit by Pitch	1 (seven times), last vs. Jacksonville (5/9/17)
Stolen Bases	1 (two times), last vs. Oakland (3/5/17)

38 • RHETT APLIN

APLIN SEASON & CAREER HIGHS

At-Bats	5 (eight times), last vs. Clemson (4/15/17)
Runs	4 vs. Samford (2/24/17)
Hits	4 vs. Samford (2/24/17)
RBI	4 vs. Samford (2/24/17)
Walks	2 (six times), last vs. Virginia (4/29/17)
Hit by Pitch	1 (five times), last vs. Stetson (4/19/17)
Stolen Bases	2 at Florida Gulf Coast (3/15/17)

42 • JIM VOYLES

J. VOYLES SEASON HIGHS

Innings Pitched	3.1 vs. Jacksonville (3/21/17)
Hits Allowed	4 vs. Jacksonville (3/21/17)
Runs Allowed	4 (two times), last vs. Virginia (4/29/17)
Earned Runs Allowed	4 vs. Virginia (4/29/17)
Walks Allowed	3 at NC State (4/7/17)
Strikeouts	5 vs. Oakland (3/5/17)

J. VOYLES CAREER HIGHS

Innings Pitched	5.0 vs. UCF (3/22/16)
Hits Allowed	6 vs. Florida Gulf Coast (4/8/15)
Runs Allowed	7 vs. Clemson - ACC Tournament (5/29/16)
Earned Runs Allowed	7 vs. Clemson - ACC Tournament (5/29/16)
Walks Allowed	3 (four times), last at NC State (4/7/17)
Strikeouts	6 at Pittsburgh (3/19/16)

SEASON & CAREER HIGHS

43 • DREW PARRISH

PARRISH SEASON & CAREER HIGHS

Innings Pitched	9.0 at Notre Dame (3/25/17)
Hits Allowed	8 (two times), last at NC State (4/9/17)
Runs Allowed	7 (two times), last at NC State (4/9/17)
Earned Runs Allowed	7 (two times), last at NC State (4/9/17)
Walks Allowed	4 vs. Wake Forest (5/14/17)
Strikeouts	7 (two times), last at Notre Dame (3/25/17)

46 • DREW CARLTON

CARLTON SEASON HIGHS

Innings Pitched	5.2 vs. VCU (2/17/17)
Hits Allowed	9 vs. VCU (2/17/17)
Runs Allowed	5 vs. North Carolina (4/1/17)
Earned Runs Allowed	2 (five times), last vs. Wake Forest (5/14/17)
Walks Allowed	2 (two times), last vs. North Carolina (4/1/17)
Strikeouts	7 at Notre Dame (3/24/17)

CARLTON CAREER HIGHS

Innings Pitched	9.0 at Florida - NCAA Tournament (6/11/16)
Hits Allowed	11 at Wake Forest (4/16/16)
Runs Allowed	8 at Wake Forest (4/16/16)
Earned Runs Allowed	7 (three times), last at Wake Forest (4/16/16)
Walks Allowed	4 at Clemson (5/1/16)
Strikeouts	9 (three times), last vs. Bowling Green State (5/7/16)

53 • BRYAN BUSSEY

BUSSEY SEASON HIGHS

At-Bats	2 (two times), last vs. Pacific (5/6/17)
Runs	1 (four times), last vs. Jacksonville (5/9/17)
Hits	1 (three times), last vs. Jacksonville (5/9/17)
RBI	1 vs. Oakland (3/5/17)
Walks	1 (two times), last vs. Jacksonville (5/9/17)
Hit by Pitch	1 vs. Oakland (3/5/17)
Stolen Bases	-

BUSSEY CAREER HIGHS

At-Bats	3 (two times), last vs. Villanova (3/2/16)
Runs	1 (six times), last vs. Jacksonville (5/9/17)
Hits	1 (seven times), last vs. Jacksonville (5/9/17)
RBI	2 vs. Villanova (3/2/16)
Walks	1 (three times), last vs. Jacksonville (5/9/17)
Hit by Pitch	1 (three times), last vs. Oakland (3/5/17)
Stolen Bases	-

FSU SEASON STATS

2017 Florida State Baseball
Overall Statistics for Florida State (as of May 22, 2017)
(All games Sorted by Batting avg)



Record: 35-20 Home: 23-12 Away: 12-7 Neutral: 0-1 ACC: 14-14

Player	avg	gp-gs	ab	r	h	2b	3b	hr	rbi	tb	slg%	bb	hp	so	gdp	ob%	sf	sh	sb-att	po	a	e	fld%
38 APLIN,Rhett	.322	46-40	143	34	46	9	1	6	24	75	.524	24	5	30	3	.431	2	3	4-6	49	4	0	1.000
28 BUSBY,Dylan	.305	49-48	190	40	58	14	1	12	50	110	.579	18	7	52	4	.382	2	3	7-9	102	85	9	.954
29 NIEPORTE,Quincy	.302	54-54	202	38	61	16	0	9	68	104	.515	19	8	24	1	.373	7	1	0-0	150	9	3	.981
2 LUECK,Jackson	.299	42-40	157	31	47	8	0	6	38	73	.465	16	5	37	5	.376	3	0	5-6	55	2	0	1.000
8 FLOWERS,JC	.277	54-54	173	40	48	4	2	2	29	62	.358	28	9	42	7	.401	2	6	7-7	120	2	1	.992
10 WALLS,Taylor	.262	54-54	206	60	54	7	3	5	42	82	.398	51	1	35	4	.408	2	1	9-11	79	140	10	.956
24 HENDERSON,Matt	.250	54-50	132	29	33	4	0	0	17	37	.280	36	10	32	3	.436	3	8	7-8	75	105	8	.957
35 RALEIGH,Cal	.223	55-55	206	44	46	13	1	8	32	85	.413	33	3	30	6	.335	3	0	1-1	444	57	8	.984

30 ZIRZOW,Will	1.000	1-0	1	0	1	0	0	0	0	1	1.000	0	0	0	0	1.000	0	0	0-0	4	8	1	.923
14 HOLTON,Tyler	.375	8-6	24	6	9	0	0	2	7	15	.625	3	0	6	0	.429	1	0	0-0	12	17	1	.967
23 MELJIA,Ryan	.333	10-0	9	1	3	0	0	0	4	3	.333	1	0	0	0	.400	0	0	0-0	2	0	0	1.000
22 MENDOZA,Drew	.278	29-29	97	22	27	7	0	5	24	49	.505	19	4	32	3	.407	3	2	3-4	233	13	6	.976
15 TRULUCK,Hank	.227	34-4	22	6	5	2	0	1	2	10	.455	3	5	11	1	.433	0	1	0-2	8	8	0	1.000
3 DERR,Nick	.226	46-32	115	31	26	2	1	1	17	33	.287	28	9	36	1	.404	4	1	6-6	31	18	5	.907
53 BUSSEY,Bryan	.214	20-0	14	4	3	1	0	0	1	4	.286	2	1	0	0	.333	1	0	0-0	30	5	0	1.000
1 DAUGHTRY,Tyler	.209	32-24	86	19	18	6	0	1	13	27	.314	29	2	23	2	.412	2	0	3-3	19	30	4	.925
7 WELLS,Steven	.176	21-2	17	4	3	1	0	0	2	4	.235	5	1	5	0	.391	0	0	0-0	15	3	0	1.000
13 PETREY,Donovan	.158	22-1	19	2	3	0	0	0	4	3	.158	6	1	4	1	.385	0	0	0-0	7	0	2	.778
20 CAVANAUGH,Kyle	.158	16-2	19	2	3	0	0	0	0	3	.158	2	1	8	0	.273	0	0	0-0	20	2	0	1.000
46 CARLTON,Drew	.000	1-0	1	0	0	0	0	0	0	0	.000	0	0	0	0	.000	0	0	0-0	4	4	0	1.000
17 KWIATKOWSKI,Clayton	.000	1-0	1	0	0	0	0	0	0	0	.000	0	0	0	0	.000	0	0	0-0	1	2	1	.750
Totals	.269	55	1834	413	494	94	9	58	374	780	.425	323	72	407	41	.393	35	26	52-63	1471	552	60	.971
Opponents	.249	55	1863	266	463	106	7	38	246	697	.374	180	54	491	29	.330	18	32	29-43	1424	475	74	.962

LOB - Team (453), Opp (410). DPs turned - Team (35), Opp (46).

(All games Sorted by Earned run avg)

Player	era	w-l	app	gs	cg	sho	sv	ip	h	r	er	bb	so	2b	3b	hr	b/avg	wp	hp	bk	sfa	sha	
14 HOLTON,Tyler	2.55	8-2	14	14	1	1/1	0	88.1	53	29	25	24	109	10	0	6	.169	5	8	0	0	7	
43 PARRISH,Drew	5.54	5-3	14	11	1	0/1	0	65.0	68	46	40	21	60	10	1	6	.266	2	5	0	4	3	
26 SANDS,Cole	5.82	5-3	14	14	0	0/0	0	68.0	74	51	44	26	54	21	0	8	.281	3	7	1	1	2	

46 CARLTON,Drew	2.11	3-3	26	1	0	0/2	5	47.0	48	18	11	10	42	8	1	4	.262	2	8	0	4	3	
17 KWIATKOWSKI,Clayton	2.45	1-0	18	0	0	0/0	0	22.0	17	6	6	12	22	6	2	1	.218	2	2	1	2	0	
7 WELLS,Steven	2.70	0-0	6	0	0	0/0	0	3.1	8	3	1	1	3	2	0	0	.471	1	1	0	1	1	
30 ZIRZOW,Will	3.25	2-1	18	3	0	0/1	0	36.0	29	17	13	19	41	7	1	1	.215	10	6	0	0	4	
42 VOYLES,Jim	3.67	4-0	23	0	0	0/2	0	34.1	34	18	14	21	35	10	1	2	.252	6	1	0	1	0	
31 BYRD,Alec	4.62	2-2	28	0	0	0/1	1	25.1	25	16	13	15	27	4	0	2	.255	2	3	0	0	2	
33 HANEY,Chase	4.76	2-2	28	0	0	0/1	0	28.1	29	15	15	8	23	7	0	1	.271	1	4	1	4	1	
32 STEWART,Grant	4.91	1-0	10	0	0	0/0	0	11.0	13	6	6	7	14	5	0	1	.317	2	3	0	0	2	
19 KARP,Andrew	5.21	1-3	13	10	0	0/0	0	48.1	46	29	28	13	51	9	0	5	.254	1	5	0	0	4	
12 REITZ,Brandon	6.00	0-0	3	0	0	0/0	0	3.0	3	2	2	2	3	0	0	1	.250	2	0	0	0	0	
18 VOYLES,Ed	6.10	1-1	8	2	0	0/2	1	10.1	16	10	7	1	7	7	1	0	.364	0	1	0	1	3	
Totals	4.13	35-20	55	55	2	4/3	7	490.1	463	266	225	180	491	106	7	38	.249	39	54	3	18	32	
Opponents	6.84	20-35	55	55	1	4/4	14	474.2	494	413	361	323	407	94	9	58	.269	35	72	4	35	26	

PB - Team (10), RALEIGH,C 9, BUSSEY,B 1, Opp (22). Pickoffs - Team (6), RALEIGH,C 5, HOLTON,T 1, Opp (7).

FSU SEASON STATS (ACC)

2017 Florida State Baseball Conference statistics for Florida State (as of May 22, 2017) (ACC games only Sorted by Batting avg)



Record: 14-14 Home: 6-9 Away: 8-5 ACC: 14-14

Player	avg	gp-gs	ab	r	h	2b	3b	hr	rbi	tb	slg%	bb	hp	so	gdp	ob%	sf	sh	sb-att	po	a	e	fld%
29 NIEPORTE, Quincy	.321	27-27	106	16	34	11	0	5	37	60	.566	8	2	11	0	.367	4	0	0-0	37	2	1	.975
38 APLIN, Rhett	.316	23-20	76	16	24	2	1	4	11	40	.526	14	0	19	2	.418	1	2	1-3	28	3	0	1.000
28 BUSBY, Dylan	.301	25-25	103	16	31	7	0	8	31	62	.602	5	2	29	2	.339	2	1	0-1	63	36	3	.971
8 FLOWERS, JC	.250	28-28	92	19	23	3	2	1	9	33	.359	15	5	25	4	.384	0	1	3-3	69	1	0	1.000
10 WALLS, Taylor	.233	27-27	103	27	24	1	2	3	19	38	.369	22	1	20	3	.370	1	1	3-4	36	85	4	.968
24 HENDERSON, Matt	.224	28-26	67	14	15	2	0	0	10	17	.254	18	5	16	0	.413	2	5	2-2	40	55	7	.931
35 RALEIGH, Cal	.209	28-28	110	19	23	8	0	4	14	43	.391	14	1	14	3	.302	1	0	0-0	222	33	2	.992

14 HOLTON, Tyler	.357	4-3	14	4	5	0	0	1	3	8	.571	1	0	4	0	.400	0	0	0-0	6	11	0	1.000
23 MEJIA, Ryan	.333	3-0	3	0	1	0	0	0	2	1	.333	0	0	0	0	.333	0	0	0-0	1	0	0	1.000
22 MENDOZA, Drew	.254	19-19	67	12	17	4	0	3	13	30	.448	10	2	25	2	.358	2	1	1-2	157	11	6	.966
2 LUECK, Jackson	.254	19-18	71	14	18	3	0	5	14	36	.507	7	2	18	3	.333	1	0	0-0	33	2	0	1.000
1 DAUGHTRY, Tyler	.216	14-10	37	6	8	2	0	1	5	13	.351	16	1	11	1	.463	0	0	0-0	8	20	2	.933
53 BUSSEY, Bryan	.167	8-0	6	2	1	1	0	0	0	2	.333	1	0	0	0	.286	0	0	0-0	12	0	0	1.000
7 WELLS, Steven	.154	14-2	13	3	2	1	0	0	0	3	.231	3	1	4	0	.353	0	0	0-0	10	0	0	1.000
3 DERR, Nick	.140	22-17	57	15	8	1	1	0	6	11	.193	14	5	21	1	.351	1	0	2-2	17	9	3	.897
15 TRULUCK, Hank	.125	16-2	8	1	1	1	0	0	0	2	.250	1	2	5	0	.364	0	1	0-2	3	3	0	1.000
13 PETREY, Donovan	.100	12-0	10	0	1	0	0	0	1	1	.100	4	0	2	0	.357	0	0	0-0	5	0	1	.833
20 CAVANAUGH, Kyle	.000	6-0	5	1	0	0	0	0	0	0	.000	1	1	2	0	.286	0	0	0-0	10	0	0	1.000
46 CARLTON, Drew	.000	1-0	1	0	0	0	0	0	0	0	.000	0	0	0	0	.000	0	0	0-0	1	3	0	1.000
17 KWIATKOWSKI, Clayton	.000	1-0	1	0	0	0	0	0	0	0	.000	0	0	0	0	.000	0	0	0-0	0	2	0	1.000
Totals	.248	28	950	185	236	47	6	35	175	400	.421	154	30	226	21	.366	15	12	12-19	763	293	31	.971
Opponents	.267	28	986	156	263	61	3	27	146	411	.417	103	29	239	15	.350	10	16	16-26	759	247	27	.974

LOB - Team (217), Opp (225). DPs turned - Team (18), Opp (24).

(ACC games only Sorted by Earned run avg)

Player	era	w-l	app	gs	cg	sho	sv	ip	h	r	er	bb	so	2b	3b	hr	b/avg	wp	hp	bk	sfa	sha
14 HOLTON, Tyler	3.09	4-2	10	10	1	1/0	0	64.0	43	23	22	18	67	7	0	6	.187	2	5	0	0	6
43 PARRISH, Drew	6.00	2-3	8	7	1	0/1	0	39.0	45	31	26	15	41	7	0	4	.288	2	3	0	3	2
26 SANDS, Cole	6.33	3-3	10	10	0	0/0	0	48.1	56	35	34	18	37	14	0	7	.298	2	4	1	1	1

18 VOYLES, Ed	0.00	0-0	2	0	0	0/1	0	2.0	0	0	0	0	1	0	0	0	.000	0	0	0	0	0
7 WELLS, Steven	0.00	0-0	3	0	0	0/0	0	1.1	4	2	0	1	2	2	0	0	.444	0	0	0	0	0
12 REITZ, Brandon	0.00	0-0	1	0	0	0/0	0	1.0	0	0	0	0	1	0	0	0	.000	0	0	0	0	0
46 CARLTON, Drew	2.39	0-2	13	0	0	0/1	3	26.1	30	14	7	8	23	6	1	3	.286	2	6	0	3	3
17 KWIATKOWSKI, Clayton	3.38	0-0	10	0	0	0/0	0	10.2	8	4	4	5	11	4	1	0	.216	2	2	1	1	0
33 HANEY, Chase	3.55	1-1	11	0	0	0/1	0	12.2	11	5	5	3	12	2	0	1	.234	0	2	0	1	0
42 VOYLES, Jim	5.00	3-0	11	0	0	0/0	0	18.0	16	12	10	13	17	6	0	2	.232	4	0	0	1	0
31 BYRD, Alec	5.65	1-1	16	0	0	0/1	0	14.1	20	12	9	9	13	3	0	2	.328	2	2	0	0	1
30 ZIRZOW, Will	6.75	0-1	6	0	0	0/0	0	6.2	13	8	5	5	7	3	1	1	.371	4	2	0	0	1
32 STEWART, Grant	7.94	0-0	5	0	0	0/0	0	5.2	9	5	5	4	4	3	0	1	.409	0	2	0	0	1
19 KARP, Andrew	10.38	0-1	3	1	0	0/0	0	4.1	8	5	5	4	3	4	0	0	.444	1	1	0	0	1
Totals	4.67	14-14	28	28	2	2/1	3	254.1	263	156	132	103	239	61	3	27	.267	21	29	2	10	16
Opponents	5.91	14-14	28	28	0	2/2	9	253.0	236	185	166	154	226	47	6	35	.248	13	30	1	15	12

PB - Team (3), RALEIGH, C 2, BUSSEY, B 1, Opp (10). Pickoffs - Team (2), RALEIGH, C 2, Opp (4).