



# TWO THOUSAND SEVENTEEN FLORIDA STATE BASEBALL

21 COLLEGE WORLD SERIES APPEARANCES • 22 FIRST ROUND DRAFT PICKS • 43 1ST TEAM ALL-AMERICANS

## 2017 SCHEDULE

### #1 FLORIDA STATE (13-3, 2-1 ACC)

Date	Ranking (FSU/Opp)	Opponent	Result/Time
2/17	3/-	VCU	L, 0-3
2/18	3/-	VCU	W, 12-3
2/19	3/-	VCU	W, 11-3
2/21	3/-	USF	L, 4-2
2/24	3/-	Samford	W, 16-3
2/25	3/-	Samford	W, 8-0
2/26	3/-	Samford	W, 13-4
2/28	3/-	at Jacksonville	W, 6-5
3/3	3/-	Oakland	W, 18-10
3/4	3/-	Oakland	W, 12-1
3/5	3/-	Oakland	W, 14-6
3/7	3/-	at UCF	W, 5-2
3/8	3/-	at UCF	W, 5-0
3/10	3/-	Boston College*	L, 5-8
3/11	3/-	Boston College*	W, 11-1
3/11	3/-	Boston College*	W, 13-0
3/14	1/5	at Florida	6:30 PM
3/15	1/22	at FGCU	6:30 PM
3/17		at Virginia Tech*	5:30 PM
3/18		at Virginia Tech*	1:00 PM
3/19		at Virginia Tech*	1:00 PM
3/21		Jacksonville	6:00 PM
3/24		at Notre Dame*	6:05 PM
3/25		at Notre Dame*	4:05 PM
3/26		at Notre Dame*	1:05 PM
3/28		vs. Florida (Jax)	6:00 PM
3/31		North Carolina*	6:00 PM
4/1		North Carolina*	6:00 PM
4/2		North Carolina*	12:30 PM
4/4		FGCU	6:00 PM
4/5		FGCU	4:00 PM
4/7		at NC State*	6:30 PM
4/8		at NC State*	6:30 PM
4/9		at NC State*	1:00 PM
4/11		Florida	6:00 PM
4/15		Clemson*	6:00 PM
4/16		Clemson*	2:00 PM
4/17		Clemson*	7:00 PM
4/18		Stetson	6:00 PM
4/19		Stetson	4:00 PM
4/21		at Miami*	7:00 PM
4/22		at Miami*	7:00 PM
4/23		at Miami*	1:00 PM
4/25		at Stetson	5:00 PM
4/28		Virginia*	6:00 PM
4/29		Virginia*	1:00 PM
4/30		Virginia*	1:00 PM
5/5		Pacific	6:00 PM
5/6		Pacific	6:00 PM
5/7		Pacific	12:00 PM
5/9		Jacksonville	6:00 PM
5/12		Wake Forest*	6:00 PM
5/13		Wake Forest*	6:00 PM
5/14		Wake Forest*	1:00 PM
5/18		at Louisville*	6:00 PM
5/19		at Louisville*	6:00 PM
5/20		at Louisville*	7:30 PM
5/23-28		ACC Tournament - Louisville, Ky.	
6/2-4		NCAA Regionals	
6/9-11		NCAA Super Regionals	
6/18-29		NCAA College World Series	

\*ACC Game; Home Game

Rankings listed are from D1Baseball.com

### #1 FLORIDA STATE SEMINOLES



#### Head Coach

Mike Martin (Florida State '66)  
Career: 1911-674-4 (.739) | 38th Season  
At FSU: Same

#### BY THE NUMBERS

OVERALL	13-3	PROBABLE
CURRENT	W2	STARTERS
ACC	2-1	
CURRENT	W2	TUE   Andrew Karp
HOME	10-3	(0-0, 2.41 ERA)
AWAY	3-0	
NEUTRAL	0-0	
LAST 5	4-1	
LAST 10	9-1	

#### TV/RADIO

Watch: SECN+ (<http://es.pn/2m0pxva>)  
Listen: 106.1 FM or the FSU GameDay App

VS

13-3  
2-1 ACC

12-5  
0-0 SEC

### #5 FLORIDA GATORS



#### Head Coach

Kevin O'Sullivan (Virginia '91)  
Career: 408-194 (.678) | 10th Season  
At Florida: Same

#### BY THE NUMBERS

OVERALL	12-5	PROBABLE
CURRENT	W1	STARTERS
SEC	0-0	
CURRENT	-	TUE   Nate Brown
HOME	12-2	(1-0, 6.75 ERA)
AWAY	0-3	
NEUTRAL	0-0	
LAST 5	2-3	
LAST 10	6-4	



stats below as of March 13, 2017

### #1 FLORIDA STATE SEMINOLES



#### Head Coach

Mike Martin (Florida State '66)  
Career: 1911-674-4 (.739) | 38th Season  
At FSU: Same

#### BY THE NUMBERS

OVERALL	13-3	PROBABLE
CURRENT	W2	STARTERS
ACC	2-1	
CURRENT	W2	WED   TBA
HOME	10-3	
AWAY	3-0	
NEUTRAL	0-0	
LAST 5	4-1	
LAST 10	9-1	

#### TV/RADIO

Watch: None  
Listen: 106.1 FM or the FSU GameDay App

VS

13-3  
2-1 ACC

14-3  
0-0 A-SUN

### #22 FLORIDA GULF COAST EAGLES



#### Head Coach

Dave Tollet (Tusculum '88)  
Career: 504-299-3 (.627) | 15th Season  
At Florida Gulf Coast: Same

#### BY THE NUMBERS

OVERALL	14-3	PROBABLE
CURRENT	L1	STARTERS
A-SUN	0-0	
CURRENT	-	WED   TBA
HOME	10-3	
AWAY	4-0	
NEUTRAL	0-0	
LAST 5	4-1	
LAST 10	9-1	

March 15, 2017

#### TEAM COMPARISON

.279	BATTING AVG.	.284
.431	ON-BASE PCT.	.393
.421	SLUGGING PCT.	.411
14	HOME RUNS	11
23-23	STOLEN BASES	13-16
2.50	ERA	3.53
4.02	K-BB RATIO	3.28
.967	FIELDING PCT.	.959

#### ALL-TIME RESULTS

FSU leads, 7-3  
2016: FGCU def. Florida, 11-8, in Tallahassee  
2015: Teams split 5-0 wins in Tallahassee  
First meeting in Ft. Myers

# ROSTER

## NUMERICAL ROSTER

No.	Name	B-T	Pos.	Ht.	Wt	Cl	Hometown / Previous School
1	Tyler Daughtry	L/R	INF	5-10	180	Fr.	Warner Robins, Ga. / Veterans
2	Jackson Lueck	S/R	OF	6-1	190	So.	Orlando, Fla. / Orangewood Christian
3	Nick Derr	R/R	INF	6-0	190	Fr.	Lakewood Ranch, Fla. / Sarasota
5	Justin Sorokowski	R/R	RHP/INF	6-2	205	Fr.	Mechanicsville, Va. / Lee Davis
6	Cobi Johnson	R/R	RHP	6-4	210	Jr.	Holiday, Fla. / J.W. Mitchell
7	Steven Wells, Jr.	R/R	RHP/OF	6-2	175	Jr.	Key West, Fla. / Key West
8	J.C. Flowers	R/R	RHP/OF	6-2	185	Fr.	Orange Park, Fla. / Trinity Christian Academy
10	Taylor Walls	S/R	INF	5-10	180	Jr.	Cordele, Ga. / Crisp County
12	Brandon Reitz	R/R	RHP	6-1	175	Fr.	Ocala, Fla. / Trinity Catholic
13	Donovan Petrey	L/L	OF	5-10	195	So.	Arcadia, Fla. / Port Charlotte
14	Tyler Holton	L/L	LHP/OF	6-2	200	So.	Tallahassee, Fla. / Lincoln
15	Hank Truluck	R/R	INF/OF	6-1	190	Sr.	Ocala, Fla. / Forest
16	Jared Herron	R/R	C	6-1	210	Fr.	Orlando, Fla. / Trinity Prep
17	Clayton Kwiatkowski	L/L	LHP	6-2	215	Fr.	Tampa, Fla. / Jesuit
18	Ed Voyles	R/R	RHP	6-7	205	RJr.	Atlanta, Ga. / Holy Innocents Episcopal
19	Andrew Karp	R/R	RHP	6-3	210	RSO.	Winter Garden, Fla. / West Orange
20	Kyle Cavanaugh	R/R	1B	6-5	230	RJr.	Winter Park, Fla. / Trinity Prep / Tallahassee CC
21	Alex Carpenter	R/R	RHP	6-1	195	RFr.	Satellite Beach, Fla./Melbourne Central Cath./Eastern Fla.
22	Drew Mendoza	L/R	INF	6-4	210	Fr.	Minneola, Fla. / Lake Minneola
23	Ryan Mejia	R/R	OF	6-1	190	Fr.	Tampa, Fla. / Alonso
24	Matt Henderson	S/R	INF	5-9	165	Sr.	Chico, Calif. / Pleasant Valley / Santa Barbara CC
25	Ronnie Ramirez	R/R	RHP	5-9	180	So.	Tampa, Fla. / Jesuit
26	Cole Sands	R/R	RHP	6-3	210	So.	Tallahassee, Fla. / North Florida Christian
28	Dylan Busby	R/R	INF	6-3	190	Jr.	Sarasota, Fla. / Sarasota
29	Quincy Nieporte	R/R	1B	6-1	223	Sr.	Atlanta, Ga. / St. Pius X Catholic / Tallahassee CC
30	Will Zirzow	R/R	RHP	6-5	220	RJr.	Fleming Island, Fla. / The Bolles School
31	Alec Byrd	L/L	LHP	6-3	175	Sr.	Miami Shores, Fla. / St. Thomas Aquinas
32	Grant Stewart	L/L	LHP	5-10	170	Fr.	Paxton, Fla. / Paxton
33	Chase Haney	R/R	RHP	6-6	225	So.	Winter Garden, Fla. / Windermere Prep
35	Cal Raleigh	S/R	C	6-3	205	So.	Cullowhee, N.C. / Smoky Mountain
36	Dillon Brown	R/R	RHP	6-0	170	RFr.	Lynn Haven, Fla. / Mosley
38	Rhett Aplin	L/L	LHP	6-2	220	Jr.	Fleming Island, Fla. / Fleming Island / Seminole State
42	Jim Voyles	R/R	RHP	6-7	205	Sr.	Atlanta, Ga. / Holy Innocents Episcopal
43	Drew Parrish	L/L	LHP/OF	5-11	180	Fr.	Rockledge, Fla. / Rockledge
46	Drew Carlton	R/R	RHP	6-1	207	Jr.	Lakeland, Fla. / George Jenkins
53	Bryan Bussey	R/R	C	6-2	220	Sr.	Weaverville, N.C. / North Buncombe / Walters State CC

## COACHING STAFF

- 11 Head Coach: Mike Martin - 38th Season/Florida State (1966)
- 44 Associate Head Coach: Mike Bell - 6th Season/Florida State (1996)
- 4 Assistant Coach: Mike Martin, Jr. - 20th Season/Florida State (1995)
- 41 Volunteer Assistant Coach: Clyde Keller - 2nd Season/Florida State (1990)

## PRONUNCIATION GUIDE

Jackson LUECK	Luke
Justin SOROKOWSKI	Sore-o-cow-ski
Brandon REITZ	Rights
Donovan PETREY	Pee-tree
Jared HERRON	Hair-in
Clayton KWIATKOWSKI	Quit-cow-ski
Ryan MEJIA	Muh-he-uh
Quincy NIEPORTE	Knee-port-e
Will ZIRZOW	Zeer-zow
Chase HANEY	Hay-knee
Rhett APLIN	App-lin
Bryan BUSSEY	Bus-E

## 2017 INFORMATION

Average (3.00 plate app/game)

Jackson Lueck	.333
Nick Derr	.333
Rhett Aplin	.327
Quincy Nieporte	.321

### Hits

Quincy Nieporte	17
Rhett Aplin	16
Cal Raleigh	16
Dylan Busby	16

### RBIs

Quincy Nieporte	23
Taylor Walls	18
Jackson Lueck	15
Dylan Busby	14
J.C. Flowers	14

### ERA (min. 1 IP/game)

Tyler Holton (25.0 IP)	0.36
Andrew Karp (18.2 IP)	2.41
Drew Parrish (17.1 IP)	3.12
Cole Sands (19.2 IP)	4.58

## 2017 QUICK FACTS

Location	Tallahassee, FL
Nickname	Seminoles
Colors	Garnet & Gold
Enrollment	41,773
President	John Thrasher
Athletics Director	Stan Wilcox
Conference	Atlantic Coast
Home Field	Dick Howser Stadium
Capacity	6,700
Surface	Natural Grass
Dimensions	LF-340, CF-400, RF-320
Alleys	365-LC; 360-RC
Ht of Wall - 10'; Ht of RF Screen - 30'	
Letterwinners R/L	22/11
Position Starters R/L	10/4
Pitcher R/L	12/7
All-Time Record (Yrs)	2811-1045-10 (70)
All-Time ACC Record (Yrs)	461-198-0 (25)
All-Time NCAA Record (Yrs)	184-121-0 (54)
Years in NCAA Regional (Last)	54 (2016)
All-Time CWS Record (Yrs)	28-42-0 (21)
Last CWS Appearance	2012

## MEDIA INFORMATION

Baseball SID	Steven McCartney
Phone Number	850.644.3920
Fax Number	850.644.3820
Cell Phone	850.322.6711
Press Box Number	850.644.1553
Email Address	smccartney@fsu.edu
Athletic Website	seminoles.com

## INTERVIEW POLICY

All player and coach interviews must be arranged through the FSU Sports Information Office. On game days, coach Martin and requested players will be available to the media after the game and following a 10-minute cooling off period. Interviews will take place in the Tradition Room at Dick Howser Stadium.



# HEAD COACH MIKE MARTIN

38th season as Head Coach | 43rd season coaching at FSU | 45th season at Florida State

- » **Born:** February 12, 1944, in Charlotte, N.C.
- » **High School:** Garinger HS, Charlotte, N.C.
- » **Playing Experience:**  
Wingate Junior College - 1963-64  
Florida State - 1965-66
- » **Family:**  
**Wife:** Carol; **Children:** Mary Beth, Mike Jr., Melanie  
**Grandchildren:** Hannah Elizabeth, Tyler,  
Thomas Joseph (T.J.), Lexi

## THE WINNINGEST ACTIVE COACH IN COLLEGE BASEBALL, MARTIN...

- » was inducted into the American Baseball Coaches Association Hall of Fame January 5, 2007
- » was inducted into the Florida Sports Hall of Fame in 2005
- » has 24 50-win seasons (no other coach at FSU has one)
- » owns the highest career winning percentage among active DI collegiate coaches (.739)
- » owns the second-most wins all-time in NCAA Division I baseball history and most among active coaches (1,911)
- » has led Florida State to 37 consecutive NCAA Regional appearances
- » has taken the Noles on 15 trips to the College World Series
- » has overseen 17 conference championships (11 Metro Conference, 6 Atlantic Coast Conference - 95, 97, 02, 04, 10, 15)
- » coached eight consecutive ACC Atlantic Division Championships (2007-2014) including setting the school record for the most conference wins in a season with a 24-6 mark in 2008 & 2012
- » produced 19 first round draft picks with 17 coming since 1990. Overall, Martin has coached 49 of FSU's 69 players that have reached the Major Leagues
- » coached 89 All-Americans, 125 All-ACC selections and a record four Golden Spikes winners
- » is a seven-time ACC Coach of the Year - 1996, 1998, 1999, 2001, 2007, 2009, 2012
- » is a six-time Metro Conference Coach of the Year
- » garnered Baseball America College Coach of the Year honors for the first time in his career in 2012
- » has led FSU to a top 15 final national ranking 32 times in 37 years as FSU head coach
- » was named to FSU's list of 100 distinguished graduates in celebration of the FSU Alumni Association centennial

## WINNINGEST ACTIVE COACHES...[as of March 13, 2017]

(Minimum five years as a Division I head coach; includes record at four-year colleges only.)

		by PERCENTAGE				
	COACH, TEAM	YRS.	WON	LOST	TIED	PCT.
1.	Mike Martin, Florida St.	38	1,911	674	4	.739
2.	Mike Fox, North Carolina	34	1,348	491	5	.733
3.	Brian O'Connor, Virginia	14	609	226	2	.729
4.	Dan McDonnell, Louisville	11	471	191	0	.708
5.	Wayne Graham, Rice	26	1,120	477	0	.703
6.	Jim Morris, Miami (FL)	36	1,541	672	4	.697
7.	Jim Schlossnagle, TCU	16	654	304	0	.682
8.	Kevin O'Sullivan, Florida	10	408	194	0	.679
9.	Gary Gilmore, Coastal Carolina	28	1,111	547	2	.670

		by VICTORIES			
	COACH, TEAM	YRS.	WON	LOST	TIED
1.	<b>Mike Martin, Florida St.</b>	<b>38</b>	<b>1,909</b>	<b>673</b>	<b>4</b>
2.	Mark Marquess, Stanford	41	1,596	867	7
3.	Jim Morris, Miami (FL)	36	1,541	672	4
4.	Mike Fox, North Carolina	34	1,348	491	5
5.	Paul Mainieri, LSU	35	1,338	678	7
6.	John Anderson, Minnesota	36	1,217	830	3
7.	Keith Guttin, Missouri St.	35	1,188	742	0
8.	Danny Hall, Georgia Tech	30	1,179	598	1
9.	Wayne Graham, Rice	26	1,120	477	0

## MARTIN AT FSU

### PLAYER

Year	W-L-T	Pct.	Postseason
1965	32-11-1	.739	College World Series
1966	39-13	.750	NCAA Regionals
<b>Total</b>	<b>71-24-1</b>	<b>.745</b>	

### ASST. COACH

Year	W-L-T	Pct.	Postseason
1975	49-10	.831	College World Series
1976	40-16	.714	NCAA Regionals
1977	37-13	.740	—
1978	44-18	.710	NCAA Regionals
1979	43-17-1	.713	NCAA Regionals
<b>Total</b>	<b>213-74-1</b>	<b>.741</b>	

### HEAD COACH

Year	W-L-T	Pct.	Postseason
1980	51-12	.809	College World Series
1981	56-23	.709	NCAA Regionals
1982	56-17-1	.764	NCAA Regionals
1983	55-18-1	.750	NCAA Regionals
1984	55-29	.655	NCAA Regionals
1985	59-23	.720	NCAA Regionals
1986	61-13	.824	College World Series
1987	55-18	.753	College World Series
1988	50-18-1	.732	NCAA Regionals
1989	54-18	.750	College World Series
1990	57-15	.792	NCAA Regionals
1991	57-14	.789	College World Series
1992	49-21	.700	College World Series
1993	46-19	.708	NCAA Regionals
1994	53-22	.706	College World Series
1995	53-16	.768	College World Series
1996	52-17	.754	College World Series
1997	50-17	.746	NCAA Regionals
1998	53-20	.726	College World Series
1999	57-14	.800	College World Series
2000	53-19	.736	College World Series
2001	47-19	.712	NCAA Super Regionals
2002	60-14	.811	NCAA Super Regionals
2003	54-13-1	.801	NCAA Super Regionals
2004	45-23	.662	NCAA Super Regionals
2005	53-20	.726	NCAA Super Regionals
2006	44-21-0	.676	NCAA Regionals
2007	45-13	.776	NCAA Regionals
2008	54-14	.794	College World Series
2009	45-18	.714	NCAA Super Regionals
2010	48-20	.706	College World Series
2011	46-19	.708	NCAA Super Regionals
2012	50-17	.746	College World Series
2013	47-17	.734	NCAA Super Regionals
2014	43-17	.717	NCAA Regionals
2015	44-21	.677	NCAA Super Regionals
2016	41-22	.651	NCAA Super Regionals
2017	13-3	.813	—
<b>Total</b>	<b>1911-674-4</b>	<b>.739</b>	
<b>FSU Totals</b>	<b>2195-772-6</b>	<b>.739</b>	

# MARTIN (CONT.)

## 11 GETS WIN NO. 1,900

- » Florida State head coach Mike Martin won the 1,900th game of his 38-year career in FSU's 11-3 win over VCU on February 19.
- » For perspective, if a head coach started coaching today and went 56-0 each season (the maximum number of regular season games a team can play under current NCAA rules), it would take almost 34 seasons for a coach to get 1,900 career wins.
- » Martin becomes just the second coach in NCAA history to reach 1,900 career wins and the first to do so at one program. In fact, Martin is just 34 games away from participating in his 3,000th FSU baseball game - 96 as a player (1965-66), 288 as assistant coach (1975-79) and 2,589 as head coach (1980-present).
- » Here is a look at the other milestone wins of Martin's illustrious career:

Win	Score	Date
1	FSU 9, Miami 8	2/24/80
100	FSU 5, Valdosta St. 3	4/27/81
200	FSU 8, Georgia Southern 1	4/20/83
300	FSU 17, Southern Miss 6	3/23/85
400	FSU 8, Samford 7	2/18/87
500	FSU 8, Arizona State 3	2/5/89
600	FSU 4, Cincinnati 1	5/13/90
700	FSU 3, Miami 2	4/26/92
800	FSU 15, Furman 0	4/24/94
900	FSU 4, Jacksonville 1	4/10/96
1000	FSU 4, Jacksonville 3	4/8/98
1100	FSU 17, Duke 0	3/10/00
1200	FSU 4, Appalachian State 2	3/13/02
1300	FSU 4, Oral Roberts 3	2/22/04
1400	FSU 12, Minneosta 4	2/25/06
1500	FSU 17, Georgia Tech 8	3/16/08
1600	FSU 9, Virginia Tech 6	4/4/10
1700	FSU 8, Georgia Tech 4	4/8/12
1800	FSU 4, Wake Forest 3 (13 inn)	4/21/14
1900	FSU 11, VCU 3	2/19/17

## MARTIN VS. 2017 OPPONENTS

Opponent	Record	in 2017
VCU	2-1	2-1
USF	48-15	0-1
Samford	21-1	3-0
Jacksonville	85-24	1-0
Oakland	6-0	3-0
UCF	34-6	2-0
Boston College	30-5	2-1
<b>Florida</b>	<b>76-68</b>	<b>0-0</b>
<b>Florida Gulf Coast</b>	<b>7-3</b>	<b>0-0</b>
Virginia Tech	41-12	0-0
Notre Dame	8-7	0-0
North Carolina	53-25	0-0
NC State	65-25	0-0
Clemson	53-52-1	0-0
Stetson	28-4	0-0
Miami	97-101-3	0-0
Virginia	51-27	0-0
Pacific	0-0	0-0
Wake Forest	70-19	0-0
Louisville	20-4	0-0

# OPP. NOTES

## AGAINST THE GATORS

- » No. 5 Florida enters with a 12-5 record on the year after going 2-3 last week. Against the Noles, UF has won 7 of the last 8, including 5 of 6 in 2016.
- » FSU's last win in Gainesville was in 2013.
- » The teams will meet two more times in 2017 - at the Baseball Grounds in Jacksonville on March 28 and in Tallahassee on April 11.
- » Under head coach Mike Martin, FSU is 76-68 against Florida.

## FLORIDA TEAM LEADERS

Category	Player	Value
Average.....	Dalton Guthrie.....	328
Runs.....	Dalton Guthrie.....	14
Hits.....	Dalton Guthrie.....	21
Doubles.....	Jonthan India.....	5
Triples.....	Deacon Liput.....	1
.....	Mike Rivera.....	1
Home runs.....	(6 players).....	2
RBI.....	Jonathan India.....	11
Walks.....	Austin Langworth.....	15
ERA.....	Alex Faedo.....	1.37
Innings Pitched.....	Alex Faedo.....	26.1
Hits Allowed.....	Michael Byrne.....	21
.....	Brady Singer.....	21
Walks Allowed.....	Jackson Kowar.....	9
Strikeouts.....	Alex Faedo.....	30
Saves.....	Frank Rubio.....	2
Appearances.....	Andrew Baker.....	8

## AGAINST THE EAGLES

- » Florida Gulf Coast has enters the game 14-3 and had won 10 straight before falling to Ohio State on Sunday.
- » FSU is 7-3 all-time against FGCU, but the Eagles have won each of the past two games. This is the first game in Ft. Myers.
- » P Peyton Gray and INF Matt Reardon were named Atlantic Sun Players of the Week.

## FGCU TEAM LEADERS

Category	Player	Value
Average.....	Julio Gonzalez.....	.368
Runs.....	Eli Lovell.....	17
Hits.....	Julio Gonzalez.....	25
Doubles.....	Eli Lovell.....	8
Triples.....	Matt Reardon.....	2
Home runs.....	Nick Rivera.....	3
RBI.....	Julio Gonzalez.....	18
Walks.....	Nick Rivera.....	16
ERA.....	Kutter Crawford.....	1.04
Innings Pitched.....	Kutter Crawford.....	26.0
Hits Allowed.....	Josh Dye.....	24
Walks Allowed.....	Peyton Gray.....	7
.....	Christian Townsend.....	7
Strikeouts.....	Kutter Crawford.....	38
Saves.....	Sterling Koerner.....	4
Appearances.....	Sterling Koerner.....	7
.....	Christian Townsend.....	7

## ACC/NCAA

### Standings - 3/13

Atlantic	ACC	Overall
Louisville.....	3-0.....	15-0
Clemson.....	3-0.....	12-3
<b>Florida State.....</b>	<b>2-1.....</b>	<b>13-3</b>
Wake Forest.....	2-1.....	12-5
NC State.....	1-2.....	8-8
Boston College.....	1-2.....	6-8
Notre Dame.....	0-3.....	3-11

Coastal	ACC	Overall
North Carolina.....	2-1.....	12-4
Duke.....	2-1.....	10-8
Miami.....	2-1.....	6-9
Virginia.....	1-2.....	13-3
Georgia Tech.....	1-2.....	10-4
Virginia Tech.....	1-2.....	10-8
Pitt.....	0-3.....	7-7

### ACC Player of the Week

Tyler Holton.....	Pitcher.....	2/27
Tyler Holton.....	Pitcher.....	3/6

### Team Statistics - 3/12

Category	NCAA	ACC	Value
Base on Balls	1	1	123
Batting Average	.97	.6	.279
Complete Games	-	-	-
Double Plays	141	10	10
Double Plays per game	189	11	.63
Doubles	70	7	29
Doubles per game	108	9	1.81
Earned Run Average	17	4	2.50
Fielding Pct.	129	8	.967
Hit Batters	64	5	17
Hit by Pitch	5	2	29
Hits	82	7	148
Hits Allowed per nine innings	19	2	7.06
Home Runs	49	7	14
Home Runs per game	72	7	.88
On-Base Pct.	7	2	.431
Runs	5	1	151
Sacrifice Bunts	133	7	7
Sacrifice Flies	2	2	14
Scoring	3	1	9.4
Shutouts	12	2	3
Slugging Pct.	79	7	.421
Stolen Bases	36	6	23
Stolen Bases per game	51	6	1.44
K-to-BB Ratio	8	2	4.02
Strikeouts per nine innings	15	3	10.3
Triple Plays	-	-	-
Triples	166	9	2
Triples per game	204	11	.13
WHIP	12	2	1.07
WL Pct.	16	2	.813
Walks Allowed per nine innings	13	2	2.56

### Individual - Top 50 Nationally

Category	Name	NCAA/ACC	Value
Base on Balls	Taylor Walls	1/1	24
	Tyler Daughtry	4/3	18
	Matt Henderson	10/4	16
Base on Balls per game	Taylor Walls	1/1	1.50
	Tyler Daughtry	9/3	1.13
	Matt Henderson	17/4	1.07
Doubles	Cal Raleigh	35/3	7
Earned Run Average	Tyler Holton	14/1	0.36
Games Started	Tyler Holton	13/1	4
	Cole Sands	13/1	4
Hit by Pitch	Nick Derr	44/3	5
Hits All. per 9 IP	Tyler Holton	9/2	3.24
On-Base Pct.	Tyler Daughtry	40/2	.518
Runs	Taylor Walls	2/2	26
RBI	Quincy Nieporte	9/3	23
RBI per game	Quincy Nieporte	14/4	1.53
Runs per game	Taylor Walls	3/2	1.63
Strikeouts	Tyler Holton	8/1	40
K per 9 IP	Tyler Holton	12/2	14.40
Wins	Tyler Holton	1/1	4
WHIP	Tyler Holton	8/1	0.60



# GAME NOTES vs. FLORIDA & FGCU

## NOLES AT No. 1

- » For the first time in the three-year history of the D1Baseball.com poll, Florida State is the number one team in the country.
- » Florida State jumped from No. 3 to No. 1 after going 4-1 last week, including a pair of wins at UCF.
- » The Seminoles had ranked third in each of the first four polls this season.
- » The last time Florida State was No. 1 in any poll was in 2014, when the Noles spent at least one week at No. 1 in the NCBWA, Baseball America and USA Today Coaches Poll.
- » This week's opponents, No. 5 Florida and No. 22 Florida Gulf Coast, are the first ranked opponents FSU will face in 2017.

## LARGEST ACC SHUTOUT SINCE '03

- » FSU's 13-0 win in the second game of Saturday's doubleheader against Boston College was the largest ACC shutout for FSU since 2003 against Duke (also 13-0).
- » It is the fifth straight season that Florida State has shut out Boston College, including the only game played in 2016 (3-0 at BC).
- » It was the seventh time since joining the league in 1992 that FSU has scored more than 10 runs in a shutout of an ACC opponent:

Date	Opponent	Score
3/10/00	Duke	FSU, 17-0
3/11/17	<b>Boston College</b>	<b>FSU, 13-0</b>
5/22/03	Duke	FSU, 13-0 (ACC Tourn.)
5/26/06	Virginia	FSU, 11-0 (ACC Tourn.)
3/23/00	Maryland	FSU, 11-0
3/24/00	Maryland	FSU, 11-0
3/17/93	Virginia	FSU, 11-0

## DERR TIES SCHOOL RECORD

- » Freshman Nick Derr tied a school record after getting hit by three pitches against Boston College in the second game of Saturday's doubleheader.
- » Eight other players are tied for the single-game high this season with three HBPs.
- » He is the fourth player in school history to get hit by three pitches, and the third player in the last four years to earn the honor:

Date	Player w/ 3 HBP	Opponent
3/11/17	<b>Nick Derr</b>	<b>Boston College</b>
3/3/15	Hayden Kelly	USF
2/15/14	Justin Gonzalez	Niagara
3/6/01	Karl Jernigan	St. Joseph's

## NOLES LEAD NATION IN WALKS

- » Florida State junior Taylor Walls has reached base safely in 30 consecutive games, and his 24 walks are the most in the country.
- » Behind Walls, Tyler Daughtry (18 - 4th) and Matt Henderson (16 - 10th) also rank in the Top 10.
- » As a team, Florida State's 123 are the most in the country, and only two other teams have more than 100:

Team	Games	Walks
1. <b>Florida State</b>	<b>16</b>	<b>123</b>
2. Vanderbilt	17	105
3. Oklahoma State	15	100
4. Coastal Carolina	18	99
5. Mercer	17	98

## NOLES PERFECT ON THE BASES

- » Florida State is a perfect 23-for-23 on the basepaths this season, and one of just eight teams in the country that has not been caught (*chart below*).
- » Dylan Busby leads the team with five SB's, followed by freshman Nick Derr (4), Tyler Daughtry (3), J.C. Flowers (3) and Taylor Walls (3).
- » While FSU is perfect on the year, Cal Raleigh has thrown out 5 of 9 potential base stealers, and opponents are just 5-of-10 against FSU catchers this season.

Team	Stolen bases without a CS
1. <b>Florida State</b>	<b>23</b>
2. Navy	18
3. Binghamton	13
4. Nebraska	12
5. Princeton	6

## 9-GAME WINNING STREAK

- » The Seminoles had a nine-game winning streak snapped against Boston College (3/10).
- » It was FSU's longest winning streak since an 11-game stretch early in the 2015 season.
- » Wednesday's opponent FGCU had a 10-game winning streak snapped Sunday against Ohio State.

## HOLTON IN ELITE COMPANY

- » Tallahassee native Tyler Holton continues to show why he is one of the top pitchers in college baseball this season, with a 0.36 ERA and 4-0 record in four starts.
- » Nationally, he ranks 8th in strikeouts (40) and WHIP (0.60), 9th in Hits per 9 IP (3.24), 12th in K's per 9 IP (4.40) and 14th in ERA.
- » He is one of 16 pitchers in the country, and the only one in the ACC, with four wins. Holton is the first FSU pitcher since Brandon Leibrandt in 2013 to win each of his first four starts of a season.
- » Against Oakland (3/4), Holton struck out 13 batters in just six innings of work without allowing a walk. He set a career-high in strikeouts for the second consecutive week after having 11 against Samford (2/25).
- » Holton also became the first Nole with 13 K since Luke Weaver had 14 against Troy in the 2013 NCAA Regionals. He is the first Seminole with consecutive games of 10+ K's since Sean Gilmartin in 2011.
- » A look at the last five times a Seminole reached double-digit strikeouts:

Date	Pitcher	K's	Opponent
3/4/17	<b>Tyler Holton</b>	<b>13</b>	<b>Oakland</b>
2/25/17	<b>Tyler Holton</b>	<b>11</b>	<b>Samford</b>
5/2/15	Mike Compton	11	Coastal Carolina
5/1/15	Boomer Biegalski	12	Coastal Carolina
3/7/15	Boomer Biegalski	10	Boston College

## ZIRZOW WOWS VS. KNIGHTS

- » At UCF (3/8), redshirt junior Will Zirzow pitched a career-high five innings, allowing just one hit while striking out a career-high seven in earning the win in a 5-0 shutout.
- » Only two batters reached base against Big Z - a single that was erased on a pickoff, and a strikeout that reached on an error that was then erased on a double play.
- » Zirzow's previous career highs in innings and strikeouts came in last year's ACC Championship Game against Clemson (4.1 innings, 6 strikeouts).

## NOLES SCORE 44 vs. OAKLAND

- » In three games against Oakland (3/3-5), the Seminoles outscored the Golden Grizzlies 44-17 and scored 10+ runs in each game of the series.
- » It was the first time since 2010 against Hofstra that FSU scored in double-digits in each game of a three-game series. That season, FSU accomplished the feat each of the first two weekends of the season, against Georgia State and Hofstra.
- » Against Samford (2/24-26), FSU scored 37 runs in a three-game sweep.

## NIEPORTE HITS ANOTHER GS

- » Against Oakland (3/3), senior Quincy Nieporte connected for a grand slam for the second time this season. He also hit a grand slam in FSU's 8-0 win over Samford (2/25).
- » He is the first Seminole to have two grand slams in a season since DJ Stewart in 2015.
- » Against UCF in 2015, Nieporte had a pair of home runs in FSU's 15-11 win over the Knights - a three-run home run and a grand slam. The 7 RBI's remain a career high for the Atlanta, Ga., native.

## CARLTON MOVES TO BULLPEN - 2-for-2 on SAVES

- » Florida State's Opening Day starter, junior Drew Carlton, was named the team's closer after four games in 2017.
- » Carlton made his first relief appearance of the year against Samford (2/26) in a non-save situation.
- » Against Jacksonville (2/28), the Lakeland native was perfect for the final two innings in picking up his first

career save in FSU's 6-5 win over the Dolphins.

- » The game against Jacksonville was Carlton's 38th career appearance, but just his eighth out of the bullpen.
- » At UCF (3/7), Carlton again entered in the eighth inning and was perfect against all six batters faced, closing out FSU's 5-2 win. In two save situations this year, he has yet to allow a baserunner.
- » In 2016, Carlton started all 17 of his appearances, finishing with an 8-3 record and 3.94 ERA.

## PARRISH SHINES IN FIRST START

- » Freshman Drew Parrish allowed just two hits and a run while striking out six in six innings in his first career start vs. Samford (2/26).
- » He is the ninth current Seminole to start a game. Here is a look at how other Noles fared in their first career start:

Pitcher	First Start
A Byrd (L vs. UCF)	2014 2.1 IP, 4 H, 4 ER, 2/2 K/BB
D Carlton (W vs. USF)	2015 5.0 IP, 5 H, 0 ER, 5/0 K/BB
C Johnson (W vs. Oak)	2015 5.0 IP, 2 H, 0 ER, 6/2 K/BB
E Voyles (L vs. Wake)	2015 1.2 IP, 3 H, 0 ER, 2/0 K/BB
J Voyles (ND vs. USF)	2015 1.1 IP, 2 H, 3 ER, 2/3 K/BB
T Holton (L vs. JU)	2016 3.0 IP, 9 H, 4 ER, 2/2 K/BB
A Karp (W vs. Stetson)	2016 5.0 IP, 3 H, 1 ER, 1/0 K/BB
C Sands (W vs. RJU)	2016 5.0 IP, 2 H, 0 ER, 6/1 K/BB
<b>D Parrish (W vs. Sam)</b>	<b>2017 6.0 IP, 2 H, 1 ER, 6/0 K/BB</b>

## PITCHING SHINES TO BEGIN YEAR

- » Before allowing three runs in six innings at Jacksonville (3.00 ERA), FSU's starting pitching had a remarkable 1.28 ERA between five pitchers - Cole Sands, Tyler Holton, Drew Parrish, Andrew Karp, and Drew Carlton.
- » The team's ERA is currently at 2.50 (17th nationally).
- » Tyler Holton struck out a career-high 13 batters on Saturday (3/4) and has twice been named ACC Pitcher of the Week.
- » Drew Carlton, a hard luck loser in the season opener against VCU (2/17), allowed just two earned runs in 5.2 innings. He struck out four and walked zero. It was the second consecutive start that Carlton has not walked a batter after last season's 3-0 win in the Super Regionals at Florida.
- » In that game against Florida last season, Carlton threw a complete-game shutout, FSU's first shutout in 15 appearances in the Super Regionals.
- » Andrew Karp, the Noles midweek starter, allowed no runs and struck out nine against USF (2/21). It was the most strikeouts for Karp in his career and the longest outing (7.0). Karp retired the final 12 Bulls he faced. Against Jacksonville (2/28), Karp allowed three runs in the first two innings, but sat down the final 13 batters he faced.
- » Freshman Drew Parrish has twice thrown six innings without allowing a run - against Samford (2/26, W) and Boston College (3/11, W). He has a 3.12 ERA on the year.
- » FSU pitching has already registered three shutouts this season - against Samford (8-0), UCF (5-0) and Boston College (13-0). That matches the number of shutouts from 2016 in 65 games.
- » **For just the fourth time in school history, the Seminoles allowed no more than four runs in any of the first seven games of a season.**
- » The four times FSU has allowed four or fewer runs in each of the first seven games:

Year	Streak	Runs allowed in streak
2017	<b>7 games</b>	<b>20</b>
2011	8 games	14
1992	10 games	20
1975	11 games	18

## NEWCOMERS IMPRESS

- » Seven Seminoles made the first appearances of their careers in the opening series against VCU, and 10 have played this season.
- » With Jackson Lueck missing both games at UCF with an injury, the entire Seminole outfield was composed of freshmen: LF Tyler Daughtry (first start in the field), CF J.C. Flowers, and RF Nick Derr.
- » Five players - Nick Derr (LF), Rhett Aplin (LF), J.C. Flowers (CF), Kyle Cavanaugh (DH), Tyler Daughtry (DH) made the first starts of their career in the opening series against VCU.

# GAME NOTES

## NOLES ON THE ROAD

- » The Seminoles won at Jacksonville, 6-5, in its first road game of the season before sweeping UCF in two road games earlier this week.
- » Under head coach Mike Martin, the Seminoles have started 3-0 or better on the road eight times now, most recently in 2014 (5-0).
- » The Seminoles are on the road for five games this week - at Florida (3/14), at Florida Gulf Coast (3/15) and at Virginia Tech (3/17-19).
- » FSU is 9-2 since 2007 in the first road game of a season, including a 3-1 mark against Jacksonville:

Year	Opponent	Score
2017	at Jacksonville	W, 6-5
2016	at USF	W, 12-4
2015	at Jacksonville	L, 3-5
2014	at Jacksonville	W, 12-6
2013	at Florida	W, 4-1
2012	at UCF	W, 7-6
2011	at Georgia	W, 6-5
2010	at Jacksonville	W, 2-0
2009	at Auburn	L, 9-10
2008	at Auburn	W, 7-5
2007	at Florida	W, 14-6

## WALLS NAMED ALL-AMERICAN

- » Taylor Walls, one of the top shortstops in the country, was named the 43rd first team All-American in school history after earning the honor by Baseball America.
- » The Cordele, Ga., native started all 63 games for Florida State in 2016 and became just the third first team All-American shortstop at FSU, joining Dick Howser (1957-58) and Stephen Cardullo (2009).
- » Walls also earned third team marks from NCBWA and D1Baseball.com. Walls led FSU with 72 runs scored (No. 2 in the country) and had a .355 average on 88 hits.
- » Over the past summer, Walls played for the USA Collegiate National Team, leading the team with a .405 on-base percentage in 19 games.
- » Against Boston College last weekend, Walls' average rose 50 points to .259 after hitting .455 with a pair of home runs.
- » To begin 2017, Walls has three doubles, a triple and two home runs. He ranks second nationally with 26 runs scored and leads the nation in walks with 24.

## NOLES PLAY SUMMER BALL

- » Thirteen current Seminoles played summer ball throughout the country this season, including shortstop Taylor Walls and pitcher Cole Sands on the Team USA Collegiate National Team. Sands joined the team during the trip to Taiwan, while Walls played in 19 games in Cuba, Taiwan, Japan, and California.

Player	Team
Dillon Brown	Winchester Royals
0-2, 4.37 ERA, 9 G, 29 K, 35 IP	
Chase Haney	Amsterdam Mohawks
2-1, 4 SV, 0.76 ERA, 23.2 IP - All-League	
Tyler Holton	Falmouth Commodores
1-1, 5.53 ERA, 14 K, 13 IP; 3-19 hitting	
Cal Raleigh	Harwich Mariners
.204, 27 G, HR, 9 RBI, 8 BB	
#66 Prospect in Cape Cod (D1Baseball)	
Cole Sands	Falmouth Commodores
2-0, 18/5 K/BB, 14 IP	
#21 Prospect in Cape Cod (D1Baseball)	
Dylan Busby	Hyannis Harbor Hawks
.322, 4 HR, 10 2B, 12 RBI, 16 R, 9 SB - All-League	
#4 Prospect in Cape Cod (D1Baseball)	
#34 Prospect in Cape Cod (Baseball America)	
Andrew Karp	Chattam Anglers
1-3, 3.98 ERA, 6 GS, 22/4 K/BB	
Taylor Walls	Team USA
19 G, 14 GS, .415 OBP, 4 RBI, 14 BB, 1.000 FPCT	
#14 Prospect on Team USA (Baseball America)	
#16 Prospect on Team USA (D1Baseball)	
Steven Wells	Santa Barbara Foresters
1-0, 0.00 ERA, 11/2 K/BB, 9.2 IP	
Brian Bussey	Santa Barbara Foresters
.213, 10 H, 47 AB, 4 RBI, 2 BB, 18 G	
Alec Byrd	Cotuit Kettlehears
2 SV, 1.62 ERA, 16.2 IP, 9 G, 23/5 K/BB	

Matt Henderson	Santa Barbara Foresters
.349, 3 2B, 1 3B, 17 RBI, 17 BB, 7 SB - All-Star	
Quincy Nieporte	Green Bay Bullfrogs
.275, 54 G, 5 2B, 7 HR, 40 RBI, 27 BB, 12 K	

## MLB SPRING TRAINING BEGINS

- » With major league rosters reporting for spring training in Florida and Arizona, a number of former Seminole stars are trying to make major league rosters.
- » At the end of 2016, 10 Seminoles were playing in the major leagues, including three who made their first appearance in 2016: P Luke Weaver for the Cardinals, P Robby Scott for the Red Sox, and OF Stephen Cardullo for the Rockies.
- » In the minor leagues, 20 former Seminoles were on active rosters at the end of 2016, including John Sansone, an eighth round pick in last year's draft by the Cincinnati Reds.
- » Free agent Ben DeLuzio is with the Arizona Diamondbacks organization.
- » In total, 69 players in Florida State history have played in the Major League's, including 49 under head coach Mike Martin.
- » The first player to reach the major's from Florida State was Dick Howser, the 1961 American League Rookie of the Year.

## PRESEASON ACCOLADES

- » Florida State entered the 2017 season as a consensus Top 5 program, ranking anywhere from second (Baseball America) to ninth (Collegiate Baseball). Collegiate Baseball is the only poll of the six where FSU is not ranked in the top five.
- » Individually, four different Seminoles earned All-America honors, led by shortstop Taylor Walls. Walls earned honors from four different organizations, including first team honors from Collegiate Baseball and the NCBWA.
- » Collegiate Baseball: FIRST TEAM - Taylor Walls and Dylan Busby
- » Perfect Game: THIRD TEAM - Taylor Walls and Cal Raleigh
- » Baseball America: SECOND TEAM - Dylan Busby; THIRD TEAM - Taylor Walls
- » NCBWA: FIRST TEAM - Taylor Walls and Dylan Busby; THIRD TEAM - Cal Raleigh and Jackson Lueck
- » D1Baseball.com: SECOND TEAM - Taylor Walls and Cal Raleigh

## PLAYER RANKINGS

- » In D1Baseball.com's list of the top position players in the country, Florida State placed five different players in the Top 15 at their respective position. FSU also had players on a number of other lists from the organization, including top sophomore prospects and top freshmen.

Player	List	Ranking
Dylan Busby	First Basemen*	#5
Drew Carlton	Starting Pitchers	#73
J.C. Flowers	Outfielders	#150
	Freshmen	#70
Tyler Holton	Starting Pitchers	#101
Jackson Lueck	Outfielders	#11
	2018 Prospects	#27
Drew Mendoza	Third Basemen	#5
	Freshmen	#2
Quincy Nieporte	First Basemen*	#41
Cal Raleigh	Catchers	#2
	2018 Prospects	#9
Cole Sands	Starting Pitchers	#63
	2018 Prospects	#14
Taylor Walls	Shortstops	#2

\*FSU is the only school with multiple first basemen among the Top 50 in the country

## PRESEASON WATCH LISTS

- » STOPPER OF THE YEAR - Chase Haney
- » GOLDEN SPIKES AWARD - Dylan Busby & Taylor Walls

## PRESEASON HONORS

- » Baseball America's Top 100 draft prospects: Taylor Walls (#24) and Dylan Busby (#25)
- » College Sports Madness Freshman of the Year: Drew Mendoza

## RECORD BROKEN DOWN...

	2017	2016
Overall	13-3	41-22
Home	10-3	30-9
Away	3-0	8-11
Neutral	0-0	3-2
vs. Ranked Teams	0-0	12-9
On TV	0-0	1-5
On Internet	13-3	39-14
ACC	2-1	16-10
ACC Home	2-1	10-3
ACC Away	0-0	6-7
vs. ACC (non-conference)	0-0	3-1
vs. Atlantic-10	2-1	3-0
vs. American	2-1	3-0
vs. Atlantic Sun	1-0	2-2
vs. Big East	0-0	3-1
vs. Big XII	0-0	1-1
vs. Colonial Athletic	0-0	2-1
vs. Conference USA	0-0	1-0
vs. Horizon	3-0	0-0
vs. MAAC	0-0	4-0
vs. SEC	0-0	1-5
vs. SoCon	3-0	0-0
vs. SWAC	0-0	1-0
vs. Sun Belt	0-0	1-0
Extra Innings	0-0	3-0
Morning Start	0-0	1-2
Afternoon Start	11-3	19-10
Evening Start	2-0	20-11
In Florida	13-3	32-13
In Massachusetts	0-0	1-0
In North Carolina	0-0	5-5
In Pennsylvania	0-0	2-1
In South Carolina	0-0	1-2
On Monday	0-0	0-2
On Tuesday	2-1	4-5
On Wednesday	1-0	5-2
On Thursday	0-0	1-1
On Friday	2-2	10-3
On Saturday	5-0	12-4
On Sunday	3-0	10-7
In February	6-2	5-1
In March	7-1	13-5
In April	0-0	9-4
In May	0-0	9-8
In June	0-0	4-2
FSU scores 0-3 runs	0-2	4-16
FSU scores 4-7 runs	3-1	10-3
FSU scores 8+ runs	10-0	27-2
Opp scores 0-3 runs	9-1	21-4
Opp scores 4-7 runs	3-1	17-10
Opp scores 8+	1-1	4-7
FSU homers	8-1	29-8
Opponent homers	2-0	14-11
FSU has more hits	11-0	36-6
Opp has more hits	2-3	2-16
Hits are tied	0-0	2-1
versus LHP (Starter)	7-0	7-7
versus RHP (Starter)	6-3	34-15
when a reliever pitches	13-3	40-22
In one-run games	0-0	7-3
In two-run games	0-0	1-3
As the No. 1 team	0-0	0-0
Against the No. 1 team	0-0	0-1

# GAME NOTES

## FSU vs. UF UNDER MARTIN

Mar 8, 1980	Tallahassee	L, 6-21
Apr 15, 1980	Gainesville, FL	W, 2-1
Apr 16, 1980	Gainesville, FL	W, 15-2
Mar 13, 1981	Gainesville, FL	W, 3-1
Mar 14, 1981	Gainesville, FL	L, 5-17
Apr 1, 1981	Tallahassee	W, 14-10
Apr 2, 1981	Tallahassee	L, 9-12
May 21, 1981*	Miami	W, 5-1
May 23, 1981*	Miami	L, 4-5
Mar 11, 1982	Tallahassee	W, 17-6
Mar 12, 1982	Tallahassee	W, 8-1
Mar 13, 1982	Gainesville, FL	L, 6-9
Mar 14, 1982	Gainesville, FL	W, 7-6
Mar 5, 1983	Gainesville, FL	L, 2-6
Mar 6, 1983	Gainesville, FL	L, 14-16
Apr 8, 1983	Tallahassee	L, 5-7
Apr 9, 1983	Tallahassee	W, 9-3
Feb 5, 1984	Tallahassee	L, 3-8
Apr 4, 1984	Tallahassee	L, 3-11
Apr 5, 1984	Tallahassee	W, 11-9
Apr 17, 1984	Gainesville, FL	L, 7-8
Apr 18, 1984	Gainesville, FL	W, 7-4
Mar 15, 1985	Gainesville, FL	L, 2-3
Mar 16, 1985	Gainesville, FL	L, 1-6
Mar 28, 1985	Tallahassee	W, 12-10
Apr 2, 1985	Tallahassee	L, 3-6
Feb 25, 1986	Gainesville, FL	W, 10-6
Feb 26, 1986	Gainesville, FL	W, 10-7
Apr 15, 1986	Tallahassee	W, 7-6
Apr 16, 1986	Tallahassee	W, 8-0
Apr 14, 1987	Tallahassee	W, 12-6
Apr 15, 1987	Tallahassee	W, 14-11
May 5, 1987	Gainesville, FL	L, 5-10
May 6, 1987	Gainesville, FL	L, 5-7
Apr 13, 1988	Tallahassee	W, 7-2
Apr 20, 1988	Gainesville, FL	L, 5-8
May 28, 1988*	Tallahassee	L, 3-9
Feb 18, 1989	Gainesville, FL	L, 1-5
Feb 19, 1989	Gainesville, FL	L, 5-6
Apr 11, 1989	Tallahassee	L, 0-5
Apr 12, 1989	Tallahassee	W, 7-5
Mar 8, 1990	Gainesville, FL	W, 5-1
Mar 9, 1990	Gainesville, FL	W, 3-2
Mar 10, 1990	Tallahassee	W, 5-3
Mar 11, 1990	Tallahassee	W, 7-6
Mar 9, 1991	Tallahassee	W, 8-3
Mar 10, 1991	Tallahassee	W, 5-3
Apr 16, 1991	Gainesville, FL	W, 4-2
Apr 17, 1991	Gainesville, FL	L, 3-4
Jun 2, 1991***	Omaha, NE	L, 0-5
Feb 19, 1992	Gainesville, FL	L, 1-2
Apr 8, 1992	Tallahassee	W, 4-0
Apr 15, 1992	Tallahassee	L, 1-3
May 5, 1992	Gainesville, FL	W, 4-1
Mar 4, 1993	Tallahassee	W, 2-0
Mar 5, 1993	Tallahassee	W, 9-3
Mar 6, 1993	Gainesville, FL	W, 4-2
Mar 7, 1993	Gainesville, FL	W, 8-4
Mar 3, 1994	Gainesville, FL	L, 0-4
Mar 4, 1994	Gainesville, FL	W, 10-5
Mar 5, 1994	Tallahassee	W, 7-2
Mar 6, 1994	Tallahassee	L, 5-12
Mar 9, 1995	Tallahassee	W, 6-3
Mar 10, 1995	Tallahassee	W, 2-1
Mar 11, 1995	Gainesville, FL	W, 7-0
Mar 12, 1995	Gainesville, FL	L, 3-9
Feb 29, 1996	Gainesville, FL	W, 11-2
Mar 2, 1996	Tallahassee	L, 4-6
Mar 3, 1996	Tallahassee	L, 10-11
Jun 1, 1996***	Omaha, NE	L, 2-5
Jun 4, 1996***	Omaha, NE	L, 3-6
Feb 27, 1997	Tallahassee	L, 2-3 (11)
Feb 28, 1997	Tallahassee	W, 10-8
Mar 1, 1997	Gainesville, FL	L, 6-13
Mar 2, 1997	Gainesville, FL	W, 9-5
Feb 21, 1998	Gainesville, FL	L, 1-3
Feb 28, 1998	Tallahassee	W, 9-7
Mar 1, 1998	Tallahassee	L, 5-10 (10)
Feb 20, 1999	Tallahassee	L, 5-6
Feb 21, 1999	Tallahassee	W, 12-3
Feb 27, 1999	Gainesville, FL	L, 2-4
Feb 28, 1999	Gainesville, FL	W, 8-4
Feb 19, 2000	Gainesville, FL	W, 15-6

Feb 20, 2000	Gainesville, FL	W, 17-8
Feb 26, 2000	Tallahassee	W, 6-2
Feb 27, 2000	Tallahassee	W, 8-7
Feb 17, 2001	Tallahassee	W, 19-6
Feb 18, 2001	Tallahassee	L, 5-6
Feb 24, 2001	Gainesville, FL	L, 2-3 (10)
Feb 25, 2001	Gainesville, FL	W, 13-11
Mar 1, 2002	Gainesville, FL	W, 5-4
Mar 3, 2002	Tallahassee	W, 9-4
Mar 7, 2003	Tallahassee	W, 5-4
Mar 8, 2003	Tallahassee	W, 9-7
Mar 9, 2003	Gainesville, FL	L, 8-9
Mar 31, 2004	Gainesville, FL	L, 6-7 (11)
Apr 21, 2004	Tallahassee, FL	W, 16-4
May 12, 2004	Gainesville, FL	L, 2-3
Mar 30, 2005	Tallahassee	L, 2-9
Apr 19, 2005	Tallahassee	W, 4-2
May 3, 2005	Gainesville, FL	W, 9-4
Jun 10, 2005**	Gainesville, FL	L, 1-8
Jun 11, 2005**	Gainesville, FL	L, 5-8
Feb 28, 2006	Gainesville, FL	W, 6-4
Apr 19, 2006	Tallahassee	L, 3-8
Feb 20, 2007	Gainesville, FL	W, 14-6
Apr 3, 2007	Jacksonville, FL	L, 7-16
Apr 18, 2007	Tallahassee	L, 4-5
Mar 18, 2008	Gainesville, FL	L, 1-6
Apr 1, 2008	Jacksonville, FL	W, 10-2
Apr 15, 2008	Tallahassee	W, 4-2
May 31, 2008*	Tallahassee	W, 17-11
Mar 17, 2009	Gainesville, FL	L, 4-5
Mar 31, 2009	Jacksonville, FL	W, 3-2 (5)
Apr 14, 2009	Tallahassee	L, 2-10
Mar 2, 2010	Tampa, FL	W, 10-5
Mar 16, 2010	Gainesville, FL	L, 5-8
Mar 30, 2010	Jacksonville, FL	W, 7-2
Apr 13, 2010	Tallahassee, FL	W, 3-2
June 21, 2010***	Omaha, NE	W, 8-5
Mar 1, 2011	Tampa, FL	W, 5-3
Mar 15, 2011	Gainesville, FL	L, 4-5 (10)
Mar 29, 2011	Jacksonville, FL	W, 5-2
Apr 12, 2011	Tallahassee	W, 3-1
Mar 13, 2012	Gainesville, FL	L, 2-9
Mar 27, 2012	Jacksonville, FL	L, 1-4
Apr 10, 2012	Tallahassee	L, 3-6
Mar 12, 2013	Gainesville, FL	W, 4-1
Mar 26, 2013	Jacksonville, FL	W, 2-1
Apr 9, 2013	Tallahassee	L, 3-4
Mar 18, 2014	Gainesville, FL	L, 1-3
Mar 25, 2014	Jacksonville, FL	L, 1-4
Apr 8, 2014	Tallahassee	L, 0-8
Mar 17, 2015	Gainesville, FL	L, 8-14
Mar 31, 2015	Jacksonville, FL	W, 8-3
Apr 14, 2015	Tallahassee	W, 4-3 (12)
Jun 5, 2015**	Gainesville, FL	L, 5-13
Jun 6, 2015**	Gainesville, FL	L, 4-11
Mar 15, 2016	Gainesville, FL	L, 6-0
Mar 29, 2016	Jacksonville, FL	L, 3-2
Apr 12, 2016	Tallahassee	L, 8-2
Jun 11, 2016**	Gainesville, FL	W, 3-0
Jun 12, 2016**	Gainesville, FL	L, 5-0
Jun 13, 2016**	Gainesville, FL	L, 7-0

## FSU vs. FGCU UNDER MARTIN

Mar 24, 2009	Tallahassee	W, 11-3
Mar 25, 2009	Tallahassee	W, 11-9
Apr 19, 2011	Tallahassee	W, 13-2
Apr 20, 2011	Tallahassee	W, 6-4
Apr 4, 2012	Tallahassee	L, 1-5
Apr 2, 2013	Tallahassee	W, 12-9
Apr 1, 2014	Tallahassee	W, 8-3
Apr 7, 2015	Tallahassee	W, 5-0
Apr 8, 2015	Tallahassee	L, 0-5
May 11, 2016	Tallahassee	L, 11-8

\*NCAA Regional

\*\*NCAA Super Regional

\*\*\*College World Series

## HOME RUNS

### SEASON


No.	Player	Date	Opp	Type
1	Aplin	2/18	VCU	2-R
2	Nieporte	2/19	VCU	Solo
3	Busby	2/24	Samford	3-R
4	Flowers	2/24	Samford	Solo
5	Aplin	2/24	Samford	2-R
6	Nieporte	2/25	Samford	GS
7	Raleigh	2/28	J-Ville	Solo
8	Nieporte	3/3	Oakland	GS
9	Truluck	3/3	Oakland	Solo
10	Nieporte	3/5	Oakland	Solo
11	Busby	3/10	BC	2-R
12	Walls	3/10	BC	2-R
13	Flowers	3/11	BC	3-R
14	Walls	3/11	BC	Solo

### CAREER

Player	Total	2017	2016	2015
Busby	25	2	14	9
Nieporte	16	4	5	7
Raleigh	11	1	10	-
Walls	8	2	6	-
Lueck	4	-	4	-
Aplin	2	2	-	-
Flowers	2	2	-	-
Holton	2	-	2	-
Truluck	2	1	1	-
Wells	2	-	1	1
Petrey	1	-	1	-

### GRAND SLAMS


Player	Total	2017	2016	2015
Nieporte	3	2	-	1
Busby	1	-	1	-
Walls	1	-	1	-

PROJECTED STARTERS: vs. **UF/FGCU****CAL RALEIGH • 6-3, 205, SO.**

- » Third in the ACC with 7 doubles; 4 last weekend against Boston College.
- » Home run against Jacksonville aided FSU's comeback victory.
- » Has thrown out 5 of 9 base stealers on the season; also has 3 successful pickoffs.

**QUINCY NIEPORTE • 6-1, 223, SR.**

- » Ranks 9th nationally with 23 RBIs; missed last game with hamstring injury.
- » Team-high four home runs on the year (two grand slams); had 5 in 2016.
- » Hitting .321 on the year (one of four above .300); career-high 11-game hit streak.


**NICK DERR • 6-0, 190, FR.**

- » Hit by three pitches vs. Boston College (3/11); ties the single-game FSU record.
- » 63rd nationally with a .508 OBP; one of two Noles above .500 (Daughtry).
- » Has four of FSU's 23 stolen bases - all last week (had 31 as a high school senior).

OR

**MATT HENDERSON • 5-9, 165, SR.**

- » Ranks 10th nationally with 16 walks; had BB in six straight plate apps vs. BC (3/10-11).
- » 2-for-2, 2 BB, RBI at UCF (3/8); 463 OBP ranks fourth on team.
- » 2016: All-Regional Team, ACC Academic Honor Roll.

**DYLAN BUSBY • 6-3, 190, JR.**


- » Played first base with Nieporte out vs. Boston College (3/11).
- » Average up to .250 with 7 extra base hits (5 doubles, 2 HR).
- » Team-high five stolen bases; stole home in series finale against Oakland (3/5).

**TAYLOR WALLS • 5-10, 180, JR.**

- » Hit first two home runs of season against Boston College (3/10, 11); 8 in career.
- » Leads nation: walks (24), BB/gm (1.50); 2nd in runs scored (26); 3rd Runs PG (1.63).
- » vs. Boston College (3/11): Walked first 4 plate apps (tied career high); HR in 5th PA.

**JACKSON LUECK • 6-1, 190, SO.**

- » Missed all five games last week with shin splints; expected back this week.
- » Career-high five RBI in FSU's 13-4 win over Samford (2/26).
- » Leads FSU with a .333 batting average; third with 15 RBI.

**J.C. FLOWERS • 6-2, 185, FR.**

- » Hit second career HR and first career triple in doubleheader vs. BC (3/11) - 5 RBI.
- » .433 OBP; one of six Noles with 10+ walks (11).
- » 3-3 on stolen base attempts; FSU is 23-23 on the year.

**RHETT APLIN • 6-2, 220, JR.**


- » Seven of 16 hits have gone for extra bases (5 doubles, 2 home runs).
- » Has home runs against Samford and VCU; third on team with .327 average.
- » Career-high seven game hitting streak entering Florida game.

**TYLER DAUGHTRY • 5-10, 180, FR.**

- » Has started at DH (7 games), in left field (4) and third base (1); hitting .297.
- » Ranks fourth nationally with 18 walks; two 4-walk games this season.
- » Monster day against Oakland (3/5): 3-for-3, 2 doubles, 3 RBI, 3 R, SB.

**STEVEN WELLS • 6-2, 175, JR.**

- » Made first start of the season (LF) vs. Boston College; 1-for-4 on the year.
- » Has also made four appearances on the mound, allowing 1 ER in 2 IP.
- » Two-way player was primarily an outfielder each of his first two seasons.

**DREW CARLTON • 6-1, 207, JR.**

- » Picked up saves at Jacksonville and UCF by pitching perfect 8th & 9th innings.
- » Opening Day starter for the Noles moved to bullpen for added depth.
- » 2016 Super Regional vs. #1 Florida: CG shutout, 2 H, 9 K, 0 BB - FSU win, 3-0.

## TRACKING THE BATS

## HITTING STREAK

	Career	Season	Current
Rhett Aplin	7	7	7
Dylan Busby	10	8	8
Bryan Bussey	1	-	-
Kyle Cavanaugh	1	1	-
Tyler Daughtry	4	4	-
Nick Derr	4	4	1
J.C. Flowers	3	3	3
Matt Henderson	4	3	-
Tyler Holton	4	-	-
Jackson Lueck	10	5	1
Ryan Mejia	1	1	1
Quincy Nieporte	11	11	11
Donovan Petrey	3	-	-
Cal Raleigh	7	5	3
Hank Truluck	2	2	-
Taylor Walls	16	5	3
Steven Wells	2	1	1
Will Zirzow	1	1	1

## REACHING BASE

	Career	Season	Current
Rhett Aplin	8	8	8
Dylan Busby	19	8	8
Bryan Bussey	3	1	1
Kyle Cavanaugh	2	2	1
Tyler Daughtry	6	6	4
Nick Derr	6	6	2
J.C. Flowers	12	12	12
Matt Henderson	16	6	6
Tyler Holton	6	-	-
Jackson Lueck	12	7	7
Ryan Mejia	2	2	1
Quincy Nieporte	17	14	14
Donovan Petrey	12	1	1
Cal Raleigh	14	8	3
Hank Truluck	5	3	1
Taylor Walls	30	16	30
Steven Wells	6	1	1
Will Zirzow	1	1	1

## MULTI-HIT GAMES

	2	3	4	5+	Total
Rhett Aplin	1	1	1	-	3
Dylan Busby	4	1	-	-	5
Kyle Cavanaugh	1	-	-	-	1
Tyler Daughtry	-	2	-	-	2
Nick Derr	2	2	-	-	4
J.C. Flowers	4	-	-	-	4
Matt Henderson	1	-	-	-	1
Jackson Lueck	1	2	-	-	3
Quincy Nieporte	4	-	-	-	4
Cal Raleigh	4	1	-	-	5
Taylor Walls	2	1	-	-	3
Totals	24	10	1	0	35

## MULTI-RBI GAMES

	2	3	4	5+	Total
Rhett Aplin	2	-	1	-	3
Dylan Busby	3	-	1	-	4
Tyler Daughtry	2	1	-	-	3
Nick Derr	3	-	-	-	3
J.C. Flowers	5	1	-	-	6
Matt Henderson	1	-	-	-	1
Jackson Lueck	-	1	1	1	3
Ryan Mejia	1	-	-	-	1
Quincy Nieporte	2	2	1	1	6
Cal Raleigh	2	-	-	-	2
Taylor Walls	2	4	-	-	6
Totals	23	9	4	2	38



# WALKOFFS:

(FSU SINCE 2009)

<i>Name, Date</i>	<i>Walk-off Description</i>
Dylan Busby, May 28, 2016 (ACC Tournament)	RBI Single to Left Field vs. Miami (9th)
Jackson Lueck, May 21, 2016	Solo HR vs. Miami (12th)
Jackson Lueck, April 23, 2016	RBI Single to Left Field vs. Notre Dame (12th)
Taylor Walls, March 23, 2016	RBI Single to Left Field vs. UCF (11th)
Matt Henderson, March 9, 2016	Squeeze Bunt Down First Base Line vs. Toledo (9th)
Cal Raleigh, March 2, 2016	Sacrifice Fly to Right Field vs. Villanova (14th)
Josh Delph, May 29, 2015 (NCAA Tallahassee Regional)	RBI Single vs. Mercer (10th)
Quincy Nieporte, April 14, 2015	Solo HR vs. Florida (12th)
Josh Delph, March 29, 2015	RBI Single/2B Throwing Error vs. Virginia Tech
John Nogowski, May 3, 2014 (Game 1)	RBI Single vs. Minnesota
Casey Smit, April 4, 2014	RBI Single vs. Notre Dame (12th)
Jose Brizuela, March 15, 2014 (Game 2)	RBI Single vs. NC State (13th)
Stephen McGee, May 5, 2013	RBI Single vs. UCF
DJ Stewart, February 17, 2013	2-Run HR vs. Rhode Island (10th)
Jayce Boyd, April 29, 2012	2-Run Double vs. Rhode Island
Sherman Johnson, April 22, 2012	RBI Single vs. Miami (10th)
Rafael Lopez, March 13th, 2011	RBI Sac-Fly vs. Boston College
Mike McGee, June 11th, 2010 (NCAA Tallahassee Super Regional)	Solo HR vs. Vanderbilt
Mike McGee, May 4th, 2010	RBI Single vs. Jacksonville (13th)
Mike McGee, April 25th, 2010	2-Run HR vs. Miami
Stuart Tapley, April 24th, 2010	2-Run Double vs. Miami
Ohmed Danesh, May 15th, 2009	2-Run HR vs. Grambling State
Tommy Oravetz, April 22th, 2009	Solo HR vs. UNC-Asheville (11th)
Jason Stidham, April 15th, 2009	RBI Single vs. North Florida
Jason Stidham, April 12th, 2009	2-Run Single vs. North Carolina
Rafael Lopez, April 10th, 2009	RBI Sac-Fly vs. North Carolina
Mike McGee, March 22th, 2009	3-Run HR vs. Clemson
Mike Meschke, February 26th, 2009	RBI Single vs. Auburn

## SERIES STATS VS. OPPONENTS

	AVG	AB	R	BATTING			2B	3B	HR	BB	K
				H	RBI						
VCU	.265	98	23	26	21		5	0	2	19	16
USF	.214	28	2	1	2		1	0	0	4	9
Samford	.327	98	37	32	32		5	0	4	32	19
Jacksonville	.262	36	6	9	5		2	0	1	6	13
Oakland	.333	102	44	34	37		6	1	3	24	15
UCF	.214	70	10	15	10		4	0	0	12	22
Boston College	.316	98	29	31	28		6	1	4	26	20
Florida											
Florida Gulf Coast											
Virginia Tech											
Notre Dame											
North Carolina											
NC State											
Clemson											
Stetson											
Miami											
Virginia											
Pacific											
Wake Forest											
Louisville											

	W-L	ERA	IP	H	PITCHING			2B	3B	HR	BB	K
					R	ER						
VCU	2-1	2.00	27.0	23	9	6		3	0	0	5	23
USF	0-1	3.00	9.0	4	4	3		0	0	0	3	11
Samford	3-0	2.33	27.0	18	7	7		3	0	2	8	34
Jacksonville	1-0	5.00	9.0	8	5	5		2	0	0	1	9
Oakland	3-0	3.67	27.0	29	17	11		9	0	0	10	38
UCF	2-0	1.00	18.0	9	2	2		1	1	1	4	22
Boston College	2-1	2.00	27.0	22	9	6		4	0	0	10	28
Florida												
Florida Gulf Coast												
Virginia Tech												
Notre Dame												
North Carolina												
NC State												
Clemson												
Stetson												
Miami												
Virginia												
Pacific												
Wake Forest												
Louisville												

## GOLDEN PERFORMANCES

Here is a look at how Florida State has fared when wearing the gold uniforms dating back to 2009:

^denotes walk-off win; \*NCAA Tourney

### 2009 (6-1)

### 2010 (10-0)

### 2011 (8-2)

Feb. 20	VMI	W, 15-0
Feb. 27	Hofstra	W, 7-0
Mar. 13	Boston College^	W, 4-3
Mar. 27	Wake Forest	W, 11-2
Apr. 10	North Carolina	L, 6-7
Apr. 24	Duke	W, 13-9
May 8	UCF	W, 6-1
June 5	Alabama*	W, 11-1
June 12	Texas A&M*	W, 23-9
June 13	Texas A&M*	L, 2-11

### 2012 (12-0)

Feb. 19	Hofstra	W, 13-6
Feb. 26	FIU	W, 2-1
Mar. 4	Maine	W, 18-2
Mar. 4	Maine	W, 10-0
Mar. 18	Virginia	W, 4-3
Apr. 1	Virginia Tech	W, 11-4
Apr. 22	Miami^ (10)	W, 8-7
Apr. 29	Rhode Island^	W, 6-5
May 6	Maryland	W, 9-2
June 3	Samford*	W, 5-2
June 10	Stanford*	W, 18-7
June 17	Stony Brook*	W, 12-2

### 2013 (9-1)

Feb. 17	Rhode Island^ (10)	W, 8-6
Feb. 24	USF	W, 8-0
Feb. 24	USF	W, 5-2
Mar. 3	Villanova	W, 2-1
Mar. 10	Boston College	W, 9-1
Mar. 24	Georgia Tech	W, 8-6
Apr. 28	Wake Forest	W, 11-2
May 5	UCF^	W, 5-4
June 2	Troy*	W, 11-4
June 9	Indiana*	L, 6-11

### 2014 (6-1)

Feb. 16	Niagara (8)	W, 13-0
Mar. 2	Miami	W, 13-6
Mar. 9	Maryland	W, 7-0
Apr. 6	Notre Dame - GM 1	W, 11-2
Apr. 6	Notre Dame - GM 2	W, 4-3
Apr. 27	Virginia	L, 3-4
May 4	Minnesota	W, 7-1

### 2015 (5-1)

Feb. 15	Oakland	W, 5-1
Mar. 1	UNC Wilmington	W, 9-8
Mar. 8	Boston College	W, 8-4
Mar. 15	Wake Forest	W, 9-6
Mar. 29	Virginia Tech^	W, 6-5
May 3	Coastal Carolina	L, 2-4

### 2016 (7-1)

Feb. 21	Rhode Island	W, 23-4
Feb. 28	College of Charleston	W, 11-2
Mar. 6	St. John's	L, 1-5
Mar. 13	Georgia Tech	W, 8-3
Apr. 10	Louisville	W, 16-5
Apr. 24	Notre Dame	W, 11-6
May 9	Bowling Green	W, 6-1
June 5	South Alabama	W, 18-6

### 2017 (3-0)

Feb. 19	VCU	W, 11-3
Feb. 26	Samford	W, 13-4
Mar. 5	Oakland	W, 14-6

# THE LAST TIME IT HAPPENED

## HITTING

**A Seminole Hit A Grand Slam: Quincy Nieporte vs. Oakland, March 3, 2017**

**Final Score: FSU 18, Oakland 10 [Second GS of 2017]**

Florida State Hit Two Grand Slams: DJ Stewart & Chris Marconcini, April 17, 2015;

Final Score: FSU 15 Pitt 2

Hit A Walk Off Home Run: Jackson Lueck vs. Miami, May 21, 2016, Solo (10th);

Final Score: FSU 3 Miami 2 (10)

Had A Walk Off Hit: Dylan Busby vs. Miami; May 28, 2016 - RBI single to LF (9th);

Final Score: FSU 5 Miami 4

Had A Walk Off Bunt: Matt Henderson vs. Toledo, March 9, 2016 - Bunt down first base line (9th), scoring Darren Miller from third; Final Score: FSU 3 Toledo 2

Had A Walk Off Sacrifice Hit: Cal Raleigh vs. Villanova, March 3, 2016 - Sacrifice to right field (14th);

Final Score: FSU 11 Villanova 10 (14)

**Florida State Hit 2 Home Runs In An Inning: J.C. Flowers & Taylor Walls vs. Boston College, March 11, 2017**  
**Final Score: FSU 11, Boston College 1**

Florida State Hit 3 Home Runs In An Inning: Cal Raleigh, Dylan Busby, Tyler Holton, 3rd Inning vs. South Alabama, June 5, 2016; Final Score: FSU 18 South Alabama 6

Florida State Hit 4 Home Runs In An Inning: Ryne Malone (2), Jack Rye, Dennis Guinn, 5th Inning, Brown, March 4, 2006; Final Score: FSU 21 Brown 5

Florida State Hit 5 Home Runs In A Game: 5 - Stephen Cardullo (3) & Mike McGee (2) vs. Virginia, May 27, 2010; Final Score: FSU 11 Virginia 4

Florida State Hit 6 Home Runs In A Game: 6 - Dylan Busby (2), Cal Raleigh, Tyler Holton, Jackson Lueck, Hayden Kelly vs. Alabama State, June 5, 2016; Final Score: FSU 18 South Alabama 6

Florida State Hit 7+ Home Runs In A Game: 7 - T. Holt (2), M. McGee (2), S. Cardullo, S. Tapley, J. Stidham vs. Miami, April 3, 2009; Final Score: FSU 14 Miami 4

A Seminole Hit An Inside-The-Park Home Run: James Ramsey vs. Hofstra, 2nd Inning, Feb. 25, 2011; Final Score: FSU 14 Hofstra 3

A Seminole Hit Two Or More Home Runs In An Inning: Ryne Malone (2) vs. Brown, 5th Inning, March 4, 2006; Final Score: FSU 21 Brown 5

A Seminole Led Off The Game With A Home Run: Sherman Johnson vs. Samford - NCAA Regional, June 2, 2012; Final Score: FSU 8 Samford 1

A Seminole Hit Back-To-Back Home Runs In Consecutive At-Bats: Dylan Busby vs. South Alabama, June 5, 2016; Final Score: FSU 18, South Alabama 6

Florida State Hit Back-To-Back Home Runs: Cal Raleigh & Dylan Busby, 3rd Inning vs. South Alabama, June 5, 2016; Final Score: FSU 18, South Alabama 6 [2nd time in 2016]

Florida State Hit Back-To-Back-To-Back Home Runs: T. Holt, S. Cardullo, M. McGee, 4th Inning, vs. Boston College, May 9, 2010; Final Score: FSU 11 BC 6

A Seminole Hit Two Home Runs In One Game: Dylan Busby vs. South Alabama, June 5, 2016; Final Score: FSU 18, South Alabama 6 [3rd time in 2016]

A Seminole Hit Three Home Runs In One Game: Stephen Cardullo (3) vs. Virginia, May 27, 2010; Final Score: FSU 11 Virginia 4

A Seminole Hit For The Cycle: Tyler Holt vs. Maryland, March 28, 2010 (In order - 1B(1), 2B(2), 3B(3), HR(5)); Final Score: FSU 9 Maryland 5

A Seminole Had 5 Hits In One Game: Josh Delph (5-for-7) at Miami, April 24, 2015; Final Score: FSU 8, Miami 7 (17 innings)

A Seminole Had 6 + Consecutive Hits: John Nogowski vs. Minnesota - 5/3/14 - 5/4/14 (1B, 1B, 1B, 1B, 1B, 2B) [seven straight hits]

A Seminole Had 7 Hits In One Game: Stephen Cardullo (7-for-9) vs. Ohio State, May 31, 2009; Final Score: FSU 37 OSU 6

A Seminole Had 3 Doubles In One Game: John Sansone, (3) at Duke, May 15, 2016; Final Score: FSU 4 Duke 3

A Seminole Had 6 RBIs In One Game: Chris Marconcini (6) vs Pitt, April 17, 2015; Final Score: FSU 15 Pitt 2

A Seminole Had 7 RBIs In One Game: Quincy Nieporte (7) vs. UCF, March 11, 2015; Final Score: FSU 15 UCF 11

A Seminole Had 8+ RBIs In One Game: Marshall McDougall (16) at Maryland, May 9, 1999; Final Score: FSU 26 Maryland 2

**Florida State Had Multiple Players With 4+ RBI: J. Lueck (4) and Q. Nieporte (4) vs. Oakland, March 3, 2017**  
**Final Score: FSU 18, Oakland 10**

A Seminole Stole 5 Bases In One Game: Chip Bifano (6) vs. Kearney State, April 7, 1977; Final Score: FSU 11 Kearney St. 1

**A Seminole Stole Home: Dylan Busby vs. Oakland, March 5, 2017**  
**Final Score: FSU 14, Oakland 6**

**A Seminole Struck Out Four Or More Times In A Game: Jackson Lueck (4) vs. Oakland, March 5, 2017**  
**Final Score: FSU 14, Oakland 6**

A Seminole Recorded 12 Total Bases: Stephen Cardullo (12: 1 3B, 3 2B, 3 1B) vs. Ohio State, May 31, 2009; Final Score: FSU 37 OSU 6

A Seminole Scored 5 Runs In A Game: Jayce Boyd (5) vs. Texas A&M, June 12, 2011; Final Score: FSU 23, Texas A&M 9

Florida State Left 15 Or More Runners On: 16 at USF, March 8, 2016; Final Score: FSU 12, South Florida 4 [2nd time in 2016]

**An Opposing Player Hit Two Home Runs In A Game: Kevin Williams, Jr. (2), Samford, February 24, 2017**  
**Final Score: FSU 16, Samford 3**

An Opponent Hit Back-To-Back Home Runs: AJ Murray & Mott Hyde - Georgia Tech, ACC Tournament, 9th Inning, May 22, 2013; Final Score: Georgia Tech 4, FSU 3

An Opponent Hit Back-To-Back-To-Back Home Runs: Jeroloman, McArthur and Leclerc at Florida, June 10, 2005; Final Score: UF 8 FSU 1

## PITCHING

A Seminole Pitcher Threw A No-Hitter: Chris Chavez vs. Charleston Southern, February 18, 1998; Final Score: FSU 13 CSU 0

Florida State Combined to Throw A No-Hitter: Cole Sands/Cobi Johnson/Jim Voyes vs. Toledo, March 9, 2016; Final Score: FSU 3 Toledo 2

Florida State Was No-Hit: Terry Harvey, NC State, March 26, 1993

Final Score: NC State 8 FSU 0

A Seminole Pitcher Threw A Complete Game: Drew Carlton vs. Florida, June 11, 2016; Final Score: FSU 3 Florida 0 [1st FSU CG in 2016]

A Seminole Pitcher Threw A Complete Game Shutout: Drew Carlton vs. Florida, June 11, 2016; Final Score: FSU 3 Florida 0 [1st FSU CG in 2016]

A Seminole Pitcher Threw A Complete Game (7 INN or <): Sean Gilmartin vs. Grambling State, May 14, 2009; Final Score: FSU 9 GSU 1 (6 Inn, Rain)

A Seminole Pitcher Threw A Complete Game Shutout (7 INN): Mike Hyde vs. Virginia, May 26, 2006; Final Score: FSU 11 UVA 0

An Opposing Pitcher Threw A Complete Game: Brandon Glazer (8.0), College of Charleston, May 30, 2015; Final Score: FSU 3, College of Charleston 2

**Florida State Shut Out An Opponent: vs. Boston College, March 11, 2017**  
**Final Score: FSU 13, Boston College [3rd shutout in 2017]**

**Florida State Was Shut Out: vs. VCU, February 17, 2017;**  
**Final Score: VCU 3 FSU 0 [1st shutout in 2017]**

A Seminole Pitcher Gave Up Three HR In a Game: Dylan Silva at NC State, April 4, 2015; Final Score: NC State 11 FSU 7

A Seminole Pitcher Gave Up Four HR in a Game: Bryan Henry vs. Florida, June 10, 2005; Final Score: Florida 8 FSU 1

A Seminole Pitcher Gave Up A Grand Slam: Andrew Karp, April 15, to Ben Brezeale, Wake Forest, 8th Inning; Final Score: Wake Forest 9 FSU 0

**A Seminole Struck Out 10 Or More Batters: Tyler Holton (13) vs. Oakland, March 4, 2017**  
**Final Score: FSU 12, Oakland 1**

**A Seminole Struck Out 10 Or More Batters in Consecutive Games: Tyler Holton - 11 vs. Samford (2/25/17), 13 vs. Oakland (3/4/17)**

A Seminole Struck Out 15 Or More Batters: Tyler Chambliss (15) vs. Maryland, March 11, 2006; Final Score: FSU 6 Maryland 2

Florida State Walked 10 or More Batters: 10 - vs. Texas Tech, April 5, 2016  
Final Score: FSU 10, Texas Tech 1 (4th time in 2016 season with 10+ walks)

**Florida State Did Not Walk A Batter: vs. VCU, February 17, 2017;**  
**Final Score: VCU 3, FSU 0**

A Seminole Pitcher Won 13+ Games In A Season: Bryan Henry, 2007, 14-2

A Seminole Pitcher Won 20 Games In A Season: Mike Loynd, 1986, 20-1

## SCORING & MISCELLANEOUS

Florida State Recorded 20 Or More Hits: 24 vs. Rhode Island, February 21, 2016; Final Score: FSU 23, Rhode Island 4

Florida State Scored 20 Or More Runs: 23 vs. Rhode Island, February 21, 2016; Final Score: FSU 23, Rhode Island 4

Florida State Scored 30 Or More Runs: 37 vs. Ohio State, May 31, 2009; Final Score: FSU 37, Ohio State 6

Florida State Scored 10 Or More Runs In An Inning: 10 (5th Inn) vs. St. John's, March 4, 2016; Final Score: FSU 16, St. John's 4 (second time in 2016 season)

An Opponent Scored 10 Or More Runs In An Inning: 11 (9th Inn) vs. Stanford, June 14, 2008; Final Score: Stanford 16 FSU 5

Florida State Swept A Three-Game ACC Series At Home: Notre Dame, April 22-24, 2016; Scores: 12-6, 7-6 (12), 11-6 (Second time in 2016)

Florida State Swept A Three-Game ACC Series On The Road: Boston College, March 28-29, 2014 - played at URI; Scores: 6-0, 11-7, 10-1

Florida State Was Swept In An ACC Series At Home: Clemson, May 14-16, 2015; Scores: 4-1, 7-0, 9-6

Florida State Was Swept In An ACC Series On The Road: at Notre Dame, April 10-12, 2015; Scores: 2-5, 1-4, 1-2

Florida State Lost An ACC Series At Home: Miami, May 19-21, 2016; Scores: 2-4, 5-8, 3-2

Florida State Was Swept At Home: Clemson, May 14-16, 2015  
Scores: 1-4, 0-7, 6-9

Florida State Was Swept In A Non-ACC Series: Florida, March 15 & 29, April 12, 2016  
Scores: 0-6, 2-3, 2-8

Florida State Played 20 or more innings: Wake Forest, May 6, 2006  
Final Score: FSU 4 Wake Forest 3 (20)

Florida State Turned a Triple Play: Virginia Tech, May 3, 2009; 3rd Inning (9-2-4) RF - Ruairi O'Connor to C - Parker Brunelle to 2B - Jason Stidham

Florida State Recorded A Walk-Off Win: Miami, May 28, 2016 (fifth of 2016 season)  
Final Score: FSU 5 Miami 4 (9 innings; Dylan Busby single to left, 1 out)

A Florida State Opponent Recorded A Walk-Off Win: vs. Virginia, May 25, 2013;  
Final Score: UVA 7, FSU 4 - Kenny Towns 3-run HR bottom 12th (ACC Tournament)

Committed 5+ Errors In One Game: 5 at NCS, Apr. 2, 2015; Final Score: FSU 3 NC State 2

# POLLS: BASEBALL AMERICA

	PS	W-1	W-2	W-3	W-4	W-5	W-6	W-7	W-8	W-9	W-10	W-11	W-12	F
Louisville.....	7	6	6	4	1									
<b>Florida State.....</b>	<b>2</b>	<b>2</b>	<b>2</b>	<b>2</b>	<b>2</b>									
TCU.....	1	1	1	1	3									
Oregon State.....	9	8	8	5	4									
Florida.....	3	3	3	3	5									
LSU.....	4	4	4	6	6									
Cal State Fullerton.....	8	7	7	7	7									
East Carolina.....	6	11	9	8	8									
Clemson.....	10	15	15	9	9									
South Carolina.....	5	5	5	10	10									
Texas Tech.....	25	21	21	14	11									
Arizona.....	22	19	19	11	12									
North Carolina.....	17	14	13	17	13									
Louisiana-Lafayette.....	13	16	16	15	14									
Virginia.....	16	13	12	13	15									
Baylor.....				24	16									
Stanford.....	23	23	22	16	17									
Ole Miss.....		22	20	21	18									
St. John's.....				22	19									
Coastal Carolina.....	15	18	18	18	20									
Florida Gulf Coast.....					21									
Texas A&M.....			25	25	22									
Oklahoma State.....	18	20	24	23	23									
Michigan.....					24									
Washington.....	12	10	11	12	25									
Georgia Tech.....	21	17	17	19										
North Carolina State.....	14	12	10	20										
Vanderbilt.....	11	9	14											
UC Santa Barbara.....	19	24	23											
Wright State.....		25												
Long Beach State.....	20													
Maryland.....	24													

# POLLS: COLL. BASEBALL

	PS	W-1	W-2	W-3	W-4	W-5	W-6	W-7	W-8	W-9	W-10	W-11	W-12	F
Oregon State.....	5	5	4	3	1									
Louisville.....	11	11	6	5	2									
TCU.....	1	1	1	1	3									
Texas Tech.....	29	20	12	12	4									
Arizona.....	7	7	5	4	5									
<b>Florida State.....</b>	<b>9</b>	<b>9</b>	<b>10</b>	<b>8</b>	<b>6</b>									
LSU.....	2	2	3	6	7									
Florida.....	3	3	2	2	8									
St. John's.....			16	9	9									
Baylor.....			17	10	10									
Texas A&M.....	20	15	11	11	11									
Oklahoma.....			18	13	12									
North Carolina.....	15	12	7	14	13									
Clemson.....	12	22	22	15	14									
Virginia.....	16	13	8	7	15									
South Carolina.....	4	4	13	18	16									
Michigan.....				19	17									
East Carolina.....	13			20	18									
Vanderbilt.....	6	6	14	21	19									
Stanford.....	24	28	25	17	20									
Cal State Fullerton.....	10	10	15	22	21									
Florida Gulf Coast.....				24	22									
Missouri.....				26	23									
Tennessee.....				25	24									
UC Irvine.....					25									
San Diego.....					26									
Texas.....	30	25	24		27									
Louisiana-Lafayette.....	14	16	28	28	28									
Oregon.....					29									
Ole Miss.....	22	14	9	30	30									
Dallas Baptist.....	26	23	23	16										
Coastal Carolina.....	19	27		23										
Missouri State.....				27										
Washington.....	21	17	29	29										
Virginia Tech.....			19											
UCLA.....			20											
Miami.....	8	8	21											
Oklahoma State.....	28	29	26											
Arizona State.....	25	19	27											
North Carolina State.....	31	30	30											
Sam Houston State.....	23	18												
Long Beach State.....	17	21												
Rice.....	27	24												
UC Santa Barbara.....	18	26												

# POLLS: D1BASEBALL.COM

	PS	W-1	W-2	W-3	W-4	W-5	W-6	W-7	W-8	W-9	W-10	W-11	W-12	F
Florida State.....	3	3	3	3	1									
Oregon State.....	8	8	7	4	2									
TCU.....	1	1	1	1	3									
Louisville.....	12	10	9	5	4									
Florida.....	2	2	2	2	5									
Texas Tech.....	14	11	10	6	6									
LSU.....	5	5	4	7	7									
South Carolina.....	4	4	5	8	8									
Arizona.....	19	15	14	9	9									
Cal State Fullerton.....	16	12	12	11	10									
North Carolina.....	9	9	8	13	11									
Stanford.....	18	20	19	12	12									
Clemson.....	15	22	20	14	13									
Virginia.....	17	14	13	10	14									
Louisiana-Lafayette.....	13	13	16	15	15									
Ole Miss.....		17	11	16	16									
Texas A&M.....	20	16	15	17	17									
East Carolina.....	10	18	18	18	18									
St. John's.....			22	19	19									
Baylor.....				22	20									
Michigan.....				24	21									
Florida Gulf Coast.....					22									
Coastal Carolina.....	11	19	23	21	23									
Vanderbilt.....	7	7	17	25	24									
San Diego.....					25									
North Carolina State.....	6	6	6	20										
Houston.....		25	25	23										
Texas.....			21											
Arkansas.....			24											
Miami.....	21	21												
Rice.....	23	23												
UNC Wilmington.....	24	24												
Maryland.....	22													
UC Santa Barbara.....	25													

# POLLS: NCBWA

	PS	W-1	W-2	W-3	W-4	W-5	W-6	W-7	W-8	W-9	W-10	W-11	W-12	F
Louisville.....	8	8	6	4	1									
Oregon State.....	7	5	4	5	2									
TCU.....	1	1	1	1	3									
Florida State.....	4	4	5	3	4									
Florida.....	2	2	2	2	5									
Arizona.....	16	12	9	6	6									
LSU.....	3	3	3	7	7									
Texas Tech.....	17	18	11	9	8									
South Carolina.....	5	6	7	8	9									
Baylor.....				23	10									
Clemson.....	13	20	17	10	11									
Cal State Fullerton.....	14	11	14	14	12									
North Carolina.....	12	9	8	15	13									
Texas A&M.....	20	15	12	12	14									
Virginia.....	19	13	10	11	15									
Stanford.....	23	22	16	13	16									
St. John's.....			18	20	17									
East Carolina.....	9			19	18									
Louisiana-Lafayette.....	15	16		17	19									
Oklahoma.....			23	29	20									
Coastal Carolina.....	11	19	21	21	21									
Michigan.....					22									
Louisiana Tech.....				25	23									
Florida Gulf Coast.....					24									
San Diego.....					25									
Ole Miss.....	27	21	13	18	26									
UCF.....			26		27									
Missouri.....					28									
Vanderbilt.....	6	7	15	26	29									
Tennessee.....					30									
Georgia Tech.....	29	25	19	16										
North Carolina State.....	10	10		22										
Houston.....	34	29	22	24										
Dallas Baptist.....	31			27										
Washington.....	26	24	28	28										
Arkansas.....			20	30										
Utah.....			24											
Mississippi State.....	32	27	25											
Texas.....			27											
UC Santa Barbara.....	21		29											
Oklahoma State.....	22	30	30											
Alabama.....		14												
Miami.....	18	17												
UNC Wilmington.....	30	23												
Rice.....	24	26												
UCLA.....		28												
Maryland.....	25													
Long Beach State.....	28													
Tulane.....	33													
Arizona State.....	35													



# POLLS: PERFECT GAME

	PS	W-1	W-2	W-3	W-4	W-5	W-6	W-7	W-8	W-9	W-10	W-11	W-12	F
Louisville.....	6	6	6	4	1									
TCU.....	1	1	1	1	2									
<b>Florida State.....</b>	<b>3</b>	<b>4</b>	<b>4</b>	<b>3</b>	<b>3</b>									
Oregon State.....	7	7	7	5	4									
Florida.....	4	3	3	2	5									
LSU.....	2	2	2	6	6									
South Carolina.....	5	5	5	7	7									
Texas Tech.....			24	8	8									
Louisiana-Lafayette.....	13	13	11	9	9									
East Carolina.....	10	15	13	10	10									
Clemson.....	19	20	18	12	11									
North Carolina.....	12	10	9	13	12									
Stanford.....	16	18	17	11	13									
Ole Miss.....	8	8	8	14	14									
Vanderbilt.....	9	9	10	15	15									
Cal State Fullerton.....	15	12	15	16	16									
Arizona.....	25	22	21	17	17									
Oklahoma State.....	11	11	14	18	18									
Baylor.....					19									
Texas AGM.....		23	22	22	20									
Texas.....	17	16	16	24	21									
Florida Gulf Coast.....					22									
Washington.....	18	17	19	19	23									
Houston.....	20	19	20	20	24									
Virginia.....		24	23	21	25									
North Carolina State.....	14	14	12	23										
Dallas Baptist.....			25	25										
Rice.....	21	21												
Maryland.....	23	25												
Cal Poly.....	22													
Coastal Carolina.....	24													

# POLLS: USA TODAY COACHES

	PS	W-1	W-2	W-3	W-4	W-5	W-6	W-7	W-8	W-9	W-10	W-11	W-12	F
TCU.....	1	1												
Florida.....	2	2												
<b>Florida State.....</b>	<b>5</b>	<b>3</b>												
Oregon State.....	7	4												
Louisville.....	8	5												
Arizona.....	15	6												
LSU.....	3	7												
Virginia.....	18	8												
Texas Tech.....	19	9												
North Carolina.....	13	10												
Clemson.....	12	11												
Texas AGM.....	20	12												
South Carolina.....	4	13												
Stanford.....	21	14												
Baylor.....		15												
St. John's.....		16												
East Carolina.....	10	17												
Cal State Fullerton.....	11	17												
Ole Miss.....	24	19												
Louisiana-Lafayette.....	16	20												
Coastal Carolina.....	9	21												
Georgia Tech.....		22												
Louisiana Tech.....		23												
Vanderbilt.....	6	24												
Arkansas.....		25												
North Carolina State.....	14													
Miami.....	17													
Oklahoma State.....	22													
UC Santa Barbara.....	23													
Rice.....	25													

# 2017 BATTING ORDER: GAME-BY-GAME

<i>Date</i>	<i>Opponent</i>	<i>1</i>	<i>2</i>	<i>3</i>	<i>4</i>	<i>5</i>	<i>6</i>	<i>7</i>	<i>8</i>	<i>9</i>	<i>SP</i>
2/17	VCU	Walls	Lueck	Nieporte	Raleigh	Busby	Aplin	Henderson	Flowers	Daughtry	Carlton
2/18	VCU	Walls	Lueck	Raleigh	Busby	Nieporte	Aplin	Henderson	Daughtry	Flowers	Sands
2/19	VCU	Walls	Lueck	Raleigh	Busby	Nieporte	Henderson	Derr	Cavanaugh	Flowers	Holton
2/21	USF	Walls	Lueck	Nieporte	Raleigh	Aplin	Busby	Daughtry	Henderson	Flowers	Karp
2/24	Samford	Walls	Lueck	Raleigh	Nieporte	Aplin	Busby	Derr	Henderson	Flowers	Sands
2/25	Samford	Walls	Lueck	Raleigh	Aplin	Nieporte	Derr	Flowers	Henderson	Truluck	Holton
2/26	Samford	Walls	Lueck	Raleigh	Aplin	Nieporte	Busby	Daughtry	Flowers	Henderson	Parrish
2/28	at Jacksonville	Walls	Lueck	Busby	Nieporte	Raleigh	Flowers	Derr	Cavanaugh	Henderson	Karp
3/3	Oakland	Walls	Lueck	Raleigh	Nieporte	Daughtry	Derr	Busby	Flowers	Henderson	Sands
3/4	Oakland	Walls	Lueck	Aplin	Nieporte	Raleigh	Derr	Busby	Daughtry	Flowers	Holton
3/5	Oakland	Walls	Lueck	Raleigh	Nieporte	Aplin	Derr	Busby	Daughtry	Flowers	Parrish
3/7	at UCF	Walls	Busby	Aplin	Nieporte	Raleigh	Derr	Daughtry	Flowers	Henderson	Karp
3/8	at UCF	Walls	Busby	Aplin	Nieporte	Raleigh	Derr	Daughtry	Flowers	Henderson	E. Voyles
3/10	Boston College	Walls	Busby	Aplin	Nieporte	Raleigh	Daughtry	Derr	Flowers	Henderson	Sands
3/11	Boston College	Walls	Busby	Aplin	Nieporte	Raleigh	Daughtry	Derr	Flowers	Henderson	Holton
3/11	Boston College	Walls	Busby	Aplin	Raleigh	Daughtry	Derr	Flowers	Wells	Henderson	Parrish

# 2017 BY POSITION: GAME-BY-GAME

<i>Date</i>	<i>Opponent</i>	<i>Times (Record)</i>	<i>C</i>	<i>1B</i>	<i>2B</i>	<i>3B</i>	<i>SS</i>	<i>LF</i>	<i>CF</i>	<i>RF</i>	<i>DH</i>
2/17	VCU	1 (0-1)	Raleigh	Nieporte	Henderson	Busby	Walls	Lueck	Flowers	Aplin	Daughtry
2/18	VCU	2 (1-1)	Raleigh	Nieporte	Henderson	Busby	Walls	Lueck	Flowers	Aplin	Daughtry
2/19	VCU	1 (1-0)	Raleigh	Nieporte	Henderson	Busby	Walls	Lueck	Flowers	Derr	Cavanaugh
2/21	USF	3 (1-2)	Raleigh	Nieporte	Henderson	Busby	Walls	Lueck	Flowers	Aplin	Daughtry
2/24	Samford	1 (1-0)	Raleigh	Nieporte	Henderson	Busby	Walls	Lueck	Flowers	Derr	Aplin
2/25	Samford	1 (1-0)	Raleigh	Nieporte	Henderson	Truluck	Walls	Lueck	Flowers	Derr	Aplin
2/26	Samford	4 (2-2)	Raleigh	Nieporte	Henderson	Busby	Walls	Lueck	Flowers	Aplin	Daughtry
2/28	at Jacksonville	2 (2-0)	Raleigh	Nieporte	Henderson	Busby	Walls	Lueck	Flowers	Derr	Cavanaugh
3/3	Oakland	1 (1-0)	Raleigh	Nieporte	Henderson	Busby	Walls	Lueck	Flowers	Derr	Daughtry
3/4	Oakland	1 (1-0)	Raleigh	Nieporte	Derr	Busby	Walls	Lueck	Flowers	Aplin	Daughtry
3/5	Oakland	2 (2-0)	Raleigh	Nieporte	Derr	Busby	Walls	Lueck	Flowers	Aplin	Daughtry
3/7	at UCF	1 (1-0)	Raleigh	Nieporte	Henderson	Busby	Walls	Daughtry	Flowers	Derr	Aplin
3/8	at UCF	2 (2-0)	Raleigh	Nieporte	Henderson	Busby	Walls	Daughtry	Flowers	Derr	Aplin
3/10	Boston College	3 (2-1)	Raleigh	Nieporte	Henderson	Busby	Walls	Daughtry	Flowers	Derr	Aplin
3/11	Boston College	4 (3-1)	Raleigh	Nieporte	Henderson	Busby	Walls	Daughtry	Flowers	Derr	Aplin
3/11	Boston College	1 (1-0)	Raleigh	Busby	Henderson	Daughtry	Walls	Wells	Flowers	Aplin	Derr

## PITCHING (STARTERS)

<i>Date</i>	<i>Opp. (W-L-ND)</i>	<i>IP</i>	<i>H</i>	<i>R</i>	<i>ER</i>	<i>BB</i>	<i>K</i>
2/17	VCU (L)	5.2	9	2	2	0	4
2/18	VCU (W)	5.2	4	2	0	2	2
2/19	VCU (W)	6.0	3	2	1	1	8
2/21	USF (ND)	7.0	3	0	0	0	9
2/24	Samford (W)	5.0	3	2	2	2	6
2/25	Samford (W)	7.0	2	0	0	3	11
2/26	Samford (W)	6.0	2	1	1	0	6
2/28	at Jacksonville (ND)	6.0	5	3	3	1	7
3/3	Oakland (ND)	3.0	7	7	3	2	2
3/4	Oakland (W)	6.0	2	0	0	0	13
3/5	Oakland (ND)	4.0	7	5	4	2	5
3/7	at UCF (ND)	4.0	2	2	2	2	6
3/8	at UCF (ND)	2.0	3	0	0	0	1
3/10	Boston College (L)	6.0	8	5	5	1	2
3/11	Boston College (W)	6.0	2	1	0	2	8
3/11	Boston College (W)	6.0	6	0	0	2	5
<b>Totals</b>		<b>95.1</b>	<b>68</b>	<b>32</b>	<b>23</b>	<b>20</b>	<b>95</b>

## PITCHING (BULLPEN)

<i>Date</i>	<i>Opp. (W-L-ND)</i>	<i>IP</i>	<i>H</i>	<i>R</i>	<i>ER</i>	<i>BB</i>	<i>K</i>
2/17	VCU (ND)	3.1	3	1	1	0	3
2/18	VCU (ND)	3.1	1	1	1	1	4
2/19	VCU (ND)	3.0	3	1	1	1	2
2/21	USF (L)	2.0	1	4	3	3	2
2/24	Samford (ND)	4.0	3	1	1	1	6
2/25	Samford (ND)	2.0	3	0	0	0	2
2/26	Samford (ND)	3.0	5	3	3	2	3
2/28	at Jacksonville (W)	3.0	3	2	2	0	2
3/3	Oakland (W)	6.0	7	3	3	3	8
3/4	Oakland (ND)	3.0	3	1	1	2	3
3/5	Oakland (W)	5.0	3	1	0	1	7
3/7	at UCF (W)	5.0	0	0	0	1	6
3/8	at UCF (W)	7.0	4	0	0	1	9
3/10	Boston College (ND)	3.0	5	3	1	2	5
3/11	Boston College (ND)	3.0	0	0	0	1	4
3/11	Boston College (ND)	3.0	1	0	0	2	4
<b>Totals</b>		<b>58.2</b>	<b>45</b>	<b>21</b>	<b>17</b>	<b>21</b>	<b>70</b>



# SEASON & CAREER HIGHS

## 1 • TYLER DAUGHTRY

### DAUGHTRY SEASON & CAREER HIGHS

At-Bats	5 vs. Oakland (3/4/17)
Runs	3 (two times), last vs. Oakland (3/5/17)
Hits	3 (two times), last vs. Boston College (3/11/17)
RBI	3 vs. Oakland (3/5/17)
Walks	4 (two times), last vs. Boston College (3/11/17)
Hit by Pitch	—
Stolen Bases	1 (three times), last vs. Oakland (3/5/17)

## 2 • JACKSON LUECK

### LUECK SEASON HIGHS

At-Bats	6 (two times), last vs. Oakland (3/5/17)
Runs	2 vs. Oakland (3/3/17)
Hits	3 (two times), last vs. Oakland (3/3/17)
RBI	5 vs. Samford (2/26/17)
Walks	1 (four times), last at Jacksonville (2/28/17)
Hit by Pitch	2 vs. Oakland (3/4/17)
Stolen Bases	1 (two times), last at Jacksonville (2/28/17)

### LUECK CAREER HIGHS

At-Bats	6 (three times), last vs. Oakland (3/5/17)
Runs	2 (nine times), last vs. Oakland (3/3/17)
Hits	3 (six times), last vs. Oakland (3/3/17)
RBI	5 (two times), last vs. Samford (2/26/17)
Walks	3 vs. College of Charleston (2/27/16)
Hit by Pitch	2 vs. Oakland (3/4/17)
Stolen Bases	1 (four times), last at Jacksonville (2/28/17)

## 3 • NICK DERR

### DERR SEASON & CAREER HIGHS

At-Bats	5 vs. Samford (2/24/17)
Runs	3 (two times), last vs. Oakland (3/5/17)
Hits	3 (two times), last vs. Samford (2/24/17)
RBI	2 (three times), last vs. Boston College (3/11/17)
Walks	3 vs. Boston College (3/11/17)
Hit by Pitch	3 vs. Boston College (3/11/17)
Stolen Bases	2 at UCF (3/7/17)

## 6 • COBI JOHNSON

### JOHNSON CAREER HIGHS

Innings Pitched	7.0 at Virginia (3/22/15)
Hits Allowed	7 (two times), last vs. Wake Forest (3/15/15)
Runs Allowed	6 (two times), last at NC State (4/4/15)
Earned Runs Allowed	6 vs. UNC Wilmington (3/1/15)
Walks Allowed	3 (three times), last vs. Villanova (3/2/16)
Strikeouts	6 (three times), last at Miami (4/24/15)

## 7 • STEVEN WELLS

### WELLS SEASON HIGHS - BATTING

At-Bats	2 vs. Boston College (3/11/17)
Runs	2 vs. Boston College (3/11/17)
Hits	1 vs. Boston College (3/11/17)
RBI	—
Walks	1 vs. Samford (2/24/17)
Hit by Pitch	1 vs. Boston College (3/11/17)
Stolen Bases	—

### WELLS SEASON HIGHS - PITCHING

Innings Pitched	1.0 vs. Oakland (3/3/17)
Hits Allowed	2 (two times), last vs. Boston College (3/10/17)
Runs Allowed	2 vs. Boston College (3/10/17)
Earned Runs Allowed	1 vs. VCU (2/17/17)
Walks Allowed	1 vs. Boston College (3/10/17)
Strikeouts	1 vs. Oakland (3/3/17)

### WELLS CAREER HIGHS - BATTING

At-Bats	6 vs. Notre Dame (4/23/16)
Runs	2 (nine times), last vs. Boston College (3/11/17)
Hits	3 (four times), last vs. Georgia Tech - ACC Tournament (5/26/16)
RBI	5 at Wake Forest (4/16/16)
Walks	3 vs. College of Charleston (2/27/16)
Hit by Pitch	1 (two times), last vs. Boston College (3/11/17)
Stolen Bases	1 (two times), last vs. Miami (5/21/16)

### WELLS CAREER HIGHS - PITCHING

Innings Pitched	1.0 (two times), last vs. Oakland (3/3/17)
Hits Allowed	2 (two times), last vs. Boston College (3/10/17)
Runs Allowed	2 vs. Boston College (3/10/17)
Earned Runs Allowed	1 vs. VCU (2/17/17)
Walks Allowed	1 vs. Boston College (3/10/17)
Strikeouts	2 at Miami (4/26/15)

## 8 • J.C. FLOWERS

### FLOWERS SEASON & CAREER HIGHS

At-Bats	4 (five times), last vs. Boston College (3/11/17)
Runs	3 vs. Samford (2/26/17)
Hits	2 (four times), last vs. Boston College (3/11/17)
RBI	3 vs. Boston College (3/11/17)
Walks	3 vs. Oakland (3/3/17)
Hit by Pitch	1 (two times), last vs. Oakland (3/4/17)
Stolen Bases	1 (three times), last vs. Boston College (3/11/17)

## 10 • TAYLOR WALLS

### WALLS SEASON HIGHS

At-Bats	6 vs. Boston College (3/11/17)
Runs	3 (two times), last vs. Boston College (3/11/17)
Hits	3 vs. Boston College (3/11/17)
RBI	3 (four times), last vs. Boston College (3/11/17)
Walks	4 vs. Boston College (3/11/17)
Hit by Pitch	1 vs. Boston College (3/11/17)
Stolen Bases	1 (three times), last at UCF (3/8/17)

### WALLS CAREER HIGHS

At-Bats	6 (six times), last vs. Boston College (3/11/17)
Runs	4 at Pittsburgh (3/18/16)
Hits	4 (two times), last at Duke (5/13/16)
RBI	4 (two times), last vs. Florida Gulf Coast (5/11/16)
Walks	4 (two times), last vs. Boston College (3/11/17)
Hit by Pitch	1 (eight times), last vs. Boston College (3/11/17)
Stolen Bases	3 vs. Villanova (3/2/16)

## 12 • BRANDON REITZ

### REITZ SEASON & CAREER HIGHS

Innings Pitched	1.0 (three times), last vs. Boston College (3/11/17)
Hits Allowed	2 vs. Oakland (3/4/17)
Runs Allowed	1 (two times), last vs. Oakland (3/4/17)
Earned Runs Allowed	1 (two times), last vs. Oakland (3/4/17)
Walks Allowed	1 (two times), last vs. Oakland (3/4/17)
Strikeouts	2 vs. Samford (2/24/17)

## 13 • DONOVAN PETREY

### PETREY SEASON HIGHS

At-Bats	2 vs. Samford (2/24/17)
Runs	1 vs. Samford (2/25/17)
Hits	—
RBI	1 vs. Oakland (3/3/17)
Walks	1 (two times), last vs. Boston College (3/11/17)
Hit by Pitch	1 vs. VCU (2/19/17)
Stolen Bases	—

### PETREY CAREER HIGHS

At-Bats	5 vs. Rhode Island (2/21/16)
Runs	2 (two times), last at Wake Forest (4/16/16)
Hits	3 vs. Rhode Island (2/21/16)
RBI	3 vs. Rhode Island (2/21/16)
Walks	1 (15 times), last vs. Boston College (3/11/17)
Hit by Pitch	1 (six times), last vs. VCU (2/19/17)
Stolen Bases	1 (two times), last at Clemson (5/1/16)

## 14 • TYLER HOLTON

### HOLTON SEASON HIGHS - PITCHING

Innings Pitched	7.0 vs. Samford (2/25/17)
Hits Allowed	3 vs. VCU (2/19/17)
Runs Allowed	2 vs. VCU (2/19/17)
Earned Runs Allowed	1 vs. VCU (2/19/17)
Walks Allowed	3 vs. Samford (2/25/17)
Strikeouts	13 vs. Oakland (3/4/17)

### HOLTON CAREER HIGHS - BATTING

At-Bats	4 (two times), last vs. South Alabama - NCAA Tournament (6/5/16)
Runs	2 vs. Villanova (3/2/16)
Hits	1 (six times), last vs. South Alabama - NCAA Tournament (6/5/16)
RBI	2 (two times), last vs. South Alabama - NCAA Tournament (6/5/16)
Walks	1 (four times), last at Florida - NCAA Tournament (6/1/16)
Hit by Pitch	2 vs. Rhode Island (2/21/16)
Stolen Bases	—

### HOLTON CAREER HIGHS - PITCHING

Innings Pitched	7.0 (two times), last vs. Samford (2/25/17)
Hits Allowed	9 vs. Jacksonville (3/1/16)
Runs Allowed	6 vs. Florida Gulf Coast (5/11/16)
Earned Runs Allowed	4 (two times), last vs. Florida Gulf Coast (5/11/16)
Walks Allowed	3 (four times), last vs. Samford (2/25/17)
Strikeouts	13 vs. Oakland (3/4/17)

## 15 • HANK TRULUCK

### TRULUCK SEASON HIGHS

At-Bats	1 (10 times), last vs. Boston College (3/11/17)
Runs	1 vs. Oakland (3/3/17)
Hits	1 (three times), last vs. Oakland (3/3/17)
RBI	1 vs. Oakland (3/3/17)
Walks	1 vs. Samford (2/24/17)
Hit by Pitch	2 vs. Boston College (3/11/17)
Stolen Bases	—

### TRULUCK CAREER HIGHS

At-Bats	4 (six times), last vs. Clemson - ACC Tournament (5/29/16)
Runs	2 (five times), last at USF (3/8/16)
Hits	2 (six times), last vs. Bowling Green State (5/7/16)
RBI	4 vs. USF (3/3/15)
Walks	4 at Virginia (3/22/15)
Hit by Pitch	2 (two times), last vs. Boston College (3/11/17)
Stolen Bases	1 (five times), last vs. Coastal Carolina (5/21/15)

## 17 • CLAYTON KWIATKOWSKI

### KWIATKOWSKI SEASON & CAREER HIGHS

Innings Pitched	2.0 vs. Boston College (3/11/17)
Hits Allowed	1 (two times), last vs. Oakland (3/4/17)
Runs Allowed	—
Earned Runs Allowed	—
Walks Allowed	1 vs. Boston College (3/11/17)
Strikeouts	3 vs. Boston College (3/11/17)

## 18 • ED VOYLES

### E. VOYLES SEASON HIGHS

Innings Pitched	2.0 at UCF (3/8/17)
Hits Allowed	4 vs. Oakland (3/3/17)
Runs Allowed	3 vs. Oakland (3/3/17)
Earned Runs Allowed	3 vs. Oakland (3/3/17)
Walks Allowed	—
Strikeouts	1 (four times), last vs. Boston College (3/11/17)

### E. VOYLES CAREER HIGHS

Innings Pitched	4.0 (two times), last at Wake Forest (4/17/16)
Hits Allowed	5 (four times), last at Duke (5/15/16)
Runs Allowed	6 vs. Clemson - ACC Tournament (5/29/16)
Earned Runs Allowed	3 (three times), last vs. Oakland (3/3/17)
Walks Allowed	2 (five times), last vs. Clemson - ACC Tournament (5/29/16)
Strikeouts	6 vs. Villanova (3/2/16)

## 19 • ANDREW KARP

### KARP SEASON HIGHS

Innings Pitched	7.0 vs. USF (2/21/17)
Hits Allowed	5 at Jacksonville (2/28/17)
Runs Allowed	3 at Jacksonville (2/28/17)
Earned Runs Allowed	3 at Jacksonville (2/28/17)
Walks Allowed	2 at UCF (3/7/17)
Strikeouts	9 vs. USF (2/21/17)

### KARP CAREER HIGHS

Innings Pitched	7.0 vs. USF (2/21/17)
Hits Allowed	5 at Jacksonville (2/28/17)
Runs Allowed	4 at Wake Forest (4/15/16)
Earned Runs Allowed	4 at Wake Forest (4/15/16)
Walks Allowed	3 at Jacksonville (5/10/16)
Strikeouts	9 vs. USF (2/21/17)

# SEASON & CAREER HIGHS

## 20 • KYLE CAVANAUGH

### CAVANAUGH SEASON & CAREER HIGHS

At-Bats	2 (three times), last vs. Oakland (3/4/17)
Runs	1 (two times), last vs. Boston College (3/11/17)
Hits	2 vs. Samford (2/24/17)
RBI	–
Walks	1 (two times), last vs. Boston College (3/11/17)
Hit by Pitch	–
Stolen Bases	–

## 23 • RYAN MEJIA

### MEJIA SEASON & CAREER HIGHS

At-Bats	1 (five times), last vs. Boston College (3/11/17)
Runs	–
Hits	1 (two times), last vs. Boston College (3/11/17)
RBI	2 vs. Boston College (3/11/17)
Walks	1 vs. Samford (2/24/17)
Hit by Pitch	–
Stolen Bases	–

## 24 • MATT HENDERSON

### HENDERSON SEASON HIGHS

At-Bats	4 (three times), last at UCF (3/7/17)
Runs	2 (two times), last vs. Samford (2/26/17)
Hits	2 at UCF (3/8/17)
RBI	2 vs. Boston College (3/11/17)
Walks	3 (two times), last vs. Boston College (3/11/17)
Hit by Pitch	1 (two times), last vs. Samford (2/24/17)
Stolen Bases	1 (two times), last vs. Boston College (3/11/17)

### HENDERSON CAREER HIGHS

At-Bats	5 (two times), last vs. Villanova (3/2/16)
Runs	3 (four times), last vs. South Alabama - NCAA Tournament (6/5/16)
Hits	4 vs. Louisville (4/8/16)
RBI	2 (four times), last vs. Boston College (3/11/17)
Walks	3 (five times), last vs. Boston College (3/11/17)
Hit by Pitch	2 vs. Miami (5/21/16)
Stolen Bases	2 at Pittsburgh (3/19/16)

## 25 • RONNIE RAMIREZ

### RAMIREZ CAREER HIGHS

Innings Pitched	1.1 vs. St. John's (3/4/16)
Hits Allowed	4 vs. Georgia Tech (3/12/16)
Runs Allowed	4 vs. Georgia Tech (3/12/16)
Earned Runs Allowed	3 vs. Georgia Tech (3/12/16)
Walks Allowed	1 vs. Georgia Tech (3/12/16)
Strikeouts	1 (two times), last vs. Georgia Tech (3/12/16)

## 26 • COLE SANDS

### SANDS SEASON HIGHS

Innings Pitched	6.0 vs. Boston College (3/10/17)
Hits Allowed	8 vs. Boston College (3/10/17)
Runs Allowed	7 vs. Oakland (3/3/17)
Earned Runs Allowed	5 vs. Boston College (3/10/17)
Walks Allowed	2 (three times), last vs. Oakland (3/3/17)
Strikeouts	6 vs. Samford (2/24/17)

### SANDS CAREER HIGHS

Innings Pitched	6.0 (three times), last vs. Boston College (3/10/17)
Hits Allowed	8 (two times), last vs. Boston College (3/10/17)
Runs Allowed	7 vs. Oakland (3/3/17)
Earned Runs Allowed	5 (three times), last vs. Boston College (3/10/17)
Walks Allowed	5 at Pittsburgh (3/20/16)
Strikeouts	6 (three times), last vs. Samford (2/24/17)

## 28 • DYLAN BUSBY

### BUSBY SEASON HIGHS

At-Bats	6 vs. Boston College (3/11/17)
Runs	4 vs. Oakland (3/5/17)
Hits	3 vs. Oakland (3/5/17)
RBI	4 vs. Samford (2/24/17)
Walks	1 (four times), last at UCF (3/8/17)
Hit by Pitch	1 (three times), last vs. Boston College (3/10/17)
Stolen Bases	2 vs. Samford (2/26/17)

### BUSBY CAREER HIGHS

At-Bats	8 at Miami (4/24/15)
Runs	4 vs. Oakland (3/5/17)
Hits	4 vs. Miami - ACC Tournament (5/28/16)
RBI	5 (two times), last vs. Alabama State (6/3/16)
Walks	4 vs. Villanova (3/2/16)
Hit by Pitch	2 (two times), last vs. Coastal Carolina (5/3/15)
Stolen Bases	2 (four times), last vs. Samford (2/26/17)

## 29 • QUINCY NIEPORTE

### NIEPORTE SEASON HIGHS

At-Bats	5 (two times), last at Jacksonville (2/28/17)
Runs	3 vs. Samford (2/24/17)
Hits	2 (four times), last vs. Boston College (3/10/17)
RBI	5 vs. Samford (2/25/17)
Walks	2 (two times), last vs. Oakland (3/3/17)
Hit by Pitch	2 vs. Oakland (3/3/17)
Stolen Bases	–

### NIEPORTE CAREER HIGHS

At-Bats	6 (two times), last vs. Notre Dame (4/23/16)
Runs	3 (four times), last vs. Samford (2/24/17)
Hits	4 (two times), last vs. Notre Dame (4/23/16)
RBI	7 vs. UCF (3/11/15)
Walks	2 (three times), last vs. Oakland (3/3/17)
Hit by Pitch	2 (two times), last vs. Oakland (3/3/17)
Stolen Bases	1 (three times), last at Pittsburgh (3/19/16)

## 30 • WILL ZIRZOW

### ZIRZOW SEASON HIGHS

Innings Pitched	5.0 at UCF (3/8/17)
Hits Allowed	1 (two times), last at UCF (3/8/17)
Runs Allowed	1 vs. USF (2/21/17)
Earned Runs Allowed	–
Walks Allowed	3 vs. Oakland (3/3/17)
Strikeouts	7 at UCF (3/8/17)

### ZIRZOW CAREER HIGHS

Innings Pitched	5.0 at UCF (3/8/17)
Hits Allowed	4 vs. Clemson - ACC Tournament (5/29/16)
Runs Allowed	4 at NC State (4/4/15)
Earned Runs Allowed	4 at NC State (4/4/15)
Walks Allowed	3 vs. Oakland (3/3/17)
Strikeouts	7 at UCF (3/8/17)

## 31 • ALEC BYRD

### BYRD SEASON HIGHS

Innings Pitched	2.0 at UCF (3/7/17)
Hits Allowed	5 vs. Samford (2/26/17)
Runs Allowed	3 vs. Samford (2/26/17)
Earned Runs Allowed	3 vs. Samford (2/26/17)
Walks Allowed	1 (three times), last vs. Boston College (3/11/17)
Strikeouts	4 at UCF (3/7/17)

### BYRD CAREER HIGHS

Innings Pitched	5.2 vs. USF (3/4/15)
Hits Allowed	6 vs. UCF (3/10/15)
Runs Allowed	6 at Florida (3/17/15)
Earned Runs Allowed	6 at Florida (3/17/15)
Walks Allowed	3 (two times), last at Miami (4/16/15)
Strikeouts	8 vs. UNC Wilmington (2/27/15)

## 32 • GRANT STEWART

### STEWART SEASON & CAREER HIGHS

Innings Pitched	1.0 (three times), last vs. Boston College (3/10/17)
Hits Allowed	1 vs. Samford (2/24/17)
Runs Allowed	–
Earned Runs Allowed	–
Walks Allowed	1 vs. Oakland (3/4/17)
Strikeouts	3 vs. Boston College (3/10/17)

## 33 • CHASE HANEY

### HANEY SEASON HIGHS

Innings Pitched	1.0 (four times), last vs. Boston College (3/11/17)
Hits Allowed	1 vs. Oakland (3/3/17)
Runs Allowed	1 vs. USF (2/21/17)
Earned Runs Allowed	1 vs. USF (2/21/17)
Walks Allowed	1 (two times), last vs. Boston College (3/11/17)
Strikeouts	1 (four times), last vs. Boston College (3/11/17)

### HANEY CAREER HIGHS

Innings Pitched	3.2 vs. Georgia Tech (3/12/16)
Hits Allowed	4 (two times), last vs. So. Alabama - NCAA Tournament (6/5/16)
Runs Allowed	3 vs. South Alabama - NCAA Tournament (6/5/16)
Earned Runs Allowed	2 (five times), last at Florida - NCAA Tournament (6/12/16)
Walks Allowed	3 (two times), last at USF (3/8/16)
Strikeouts	4 at USF (3/8/16)

## 35 • CAL RALEIGH

### RALEIGH SEASON HIGHS

At-Bats	5 (three times), last at UCF (3/8/17)
Runs	3 vs. Oakland (3/3/17)
Hits	3 vs. Boston College (3/11/17)
RBI	2 (two times), last vs. Boston College (3/11/17)
Walks	2 (three times), last vs. Oakland (3/5/17)
Hit by Pitch	1 vs. Samford (2/25/17)
Stolen Bases	1 vs. Oakland (3/5/17)

### RALEIGH CAREER HIGHS

At-Bats	5 (15 times), last at UCF (3/8/17)
Runs	3 (two times), last vs. Oakland (3/3/17)
Hits	3 (four times), last vs. Boston College (3/11/17)
RBI	4 at Pittsburgh (3/19/16)
Walks	3 at Florida - NCAA Tournament (6/11/16)
Hit by Pitch	1 (five times), last vs. Samford (2/25/17)
Stolen Bases	1 (two times), last vs. Oakland (3/5/17)

## 38 • RHETT APLIN

### APLIN SEASON & CAREER HIGHS

At-Bats	5 (five times), last vs. Boston College (3/11/17)
Runs	4 vs. Samford (2/24/17)
Hits	4 vs. Samford (2/24/17)
RBI	4 vs. Samford (2/24/17)
Walks	2 (two times), last vs. Oakland (3/3/17)
Hit by Pitch	1 (three times), last at UCF (3/8/17)
Stolen Bases	–

## 42 • JIM VOYLES

### J. VOYLES SEASON HIGHS

Innings Pitched	3.0 vs. Oakland (3/5/17)
Hits Allowed	3 (three times), last vs. Boston College (3/10/17)
Runs Allowed	2 at Jacksonville (2/28/17)
Earned Runs Allowed	2 at Jacksonville (2/28/17)
Walks Allowed	1 (five times), last vs. Boston College (3/10/17)
Strikeouts	5 vs. Oakland (3/5/17)

### J. VOYLES CAREER HIGHS

Innings Pitched	5.0 vs. UCF (3/22/16)
Hits Allowed	6 vs. Florida Gulf Coast (4/8/15)
Runs Allowed	7 vs. Clemson - ACC Tournament (5/29/16)
Earned Runs Allowed	7 vs. Clemson - ACC Tournament (5/29/16)
Walks Allowed	3 (three times), last vs. Clemson - ACC Tournament (5/29/16)
Strikeouts	6 at Pittsburgh (3/19/16)

## 43 • DREW PARRISH

### PARRISH SEASON & CAREER HIGHS

Innings Pitched	6.0 (two times), last vs. Boston College (3/11/17)
Hits Allowed	7 vs. Oakland (3/5/17)
Runs Allowed	5 vs. Oakland (3/5/17)
Earned Runs Allowed	4 vs. Oakland (3/5/17)
Walks Allowed	2 (two times), last vs. Boston College (3/11/17)
Strikeouts	6 vs. Samford (2/26/17)

# SEASON & CAREER HIGHS

## 46 • DREW CARLTON

### CARLTON SEASON HIGHS

Innings Pitched	5.2 vs. VCU (2/17/17)
Hits Allowed	9 vs. VCU (2/17/17)
Runs Allowed	2 vs. VCU (2/17/17)
Earned Runs Allowed	2 vs. VCU (2/17/17)
Walks Allowed	1 vs. Samford (2/26/17)
Strikeouts	4 vs. VCU (2/17/17)

### CARLTON CAREER HIGHS

Innings Pitched	9.0 at Florida - NCAA Tournament (6/11/16)
Hits Allowed	11 at Wake Forest (4/16/16)
Runs Allowed	8 at Wake Forest (4/16/16)
Earned Runs Allowed	7 (three times), last at Wake Forest (4/16/16)
Walks Allowed	4 at Clemson (5/1/16)
Strikeouts	9 (three times), last vs. Bowling Green State (5/7/16)

## 53 • BRYAN BUSSEY

### BUSSEY SEASON HIGHS

At-Bats	2 vs. Samford (2/24/17)
Runs	1 vs. Boston College (3/11/17)
Hits	-
RBI	1 vs. Oakland (3/5/17)
Walks	1 vs. Boston College (3/11/17)
Hit by Pitch	1 vs. Oakland (3/5/17)
Stolen Bases	-

### BUSSEY CAREER HIGHS

At-Bats	3 (two times), last vs. Villanova (3/2/16)
Runs	1 (three times), last vs. Boston College (3/11/17)
Hits	1 (four times), last vs. Clemson - ACC Tournament (5/29/16)
RBI	2 vs. Villanova (3/2/16)
Walks	1 (two times), last vs. Boston College (3/11/17)
Hit by Pitch	1 (three times), last vs. Oakland (3/5/17)
Stolen Bases	-

## FSU SEASON STATS

**2017 Florida State Baseball**  
**Overall Statistics for Florida State (as of Mar 11, 2017)**  
**(All games Sorted by Batting avg)**



Record: 13-3 Home: 10-3 Away: 3-0 ACC: 2-1

Player	avg	gp-gs	ab	r	h	2b	3b	hr	rbi	tb	slg%	bb	hp	so	gdp	ob%	sf	sh	sb-att	po	a	e	fld%
2 LUECK, Jackson	.333	11-11	42	8	14	3	0	0	15	17	.405	4	3	10	1	.412	2	0	2-2	6	0	0	1.000
3 DERR, Nick	.333	16-12	42	14	14	1	0	0	9	15	.357	12	5	9	1	.508	2	0	4-4	7	6	2	.867
38 APLIN, Rhett	.327	16-13	49	14	16	5	0	2	11	27	.551	7	3	10	0	.426	2	0	0-0	7	0	0	1.000
29 NIEPORTE, Quincy	.321	15-15	53	14	17	0	0	4	23	29	.547	9	3	9	0	.433	2	1	0-0	121	5	2	.984
1 DAUGHTRY, Tyler	.297	16-12	37	14	11	4	0	0	9	15	.405	18	0	9	1	.518	1	0	3-3	14	5	1	.950
8 FLOWERS, JC	.283	16-16	46	14	13	1	1	2	14	22	.478	11	2	10	1	.433	1	3	3-3	30	0	0	1.000
35 RALEIGH, Cal	.262	16-16	61	13	16	7	0	1	10	26	.426	10	1	8	2	.370	1	0	1-1	133	19	4	.974
10 WALLS, Taylor	.259	16-16	54	26	14	3	1	2	18	25	.463	24	1	7	2	.488	1	0	3-3	25	39	1	.985
28 BUSBY, Dylan	.250	16-15	64	16	16	5	0	2	14	27	.422	4	3	17	2	.324	0	1	5-5	17	29	6	.885
24 HENDERSON, Matt	.200	15-14	35	11	7	0	0	0	6	7	.200	16	2	11	1	.463	1	2	2-2	19	27	2	.958
-----																							
30 ZIRZOW, Will	1.000	1-0	1	0	1	0	0	0	0	1	1.000	0	0	0	0	1.000	0	0	0-0	1	3	0	1.000
23 MEJIA, Ryan	.400	7-0	5	0	2	0	0	0	3	2	.400	1	0	0	0	.500	0	0	0-0	2	0	0	1.000
15 TRULUCK, Hank	.300	13-1	10	1	3	0	0	1	1	6	.600	1	3	5	1	.500	0	0	0-0	2	2	0	1.000
7 WELLS, Steven	.250	4-1	4	2	1	0	0	0	0	1	.250	1	1	1	0	.500	0	0	0-0	4	3	0	1.000
20 CAVANAUGH, Kyle	.231	10-2	13	2	3	0	0	0	0	3	.231	2	0	5	0	.333	0	0	0-0	12	2	0	1.000
13 PETREY, Donovan	.000	10-0	8	1	0	0	0	0	1	0	.000	2	1	3	0	.273	0	0	0-0	4	0	0	1.000
53 BUSSEY, Bryan	.000	10-0	6	1	0	0	0	0	1	0	.000	1	1	0	0	.222	1	0	0-0	20	3	0	1.000
Totals	.279	16	530	151	148	29	2	14	135	223	.421	123	29	114	12	.431	14	7	23-23	432	162	20	.967
Opponents	.214	16	529	53	113	22	1	3	46	146	.276	41	17	165	9	.289	4	7	5-10	402	131	36	.937

LOB - Team (150), Opp (113). DPs turned - Team (10), Opp (13).

**(All games Sorted by Earned run avg)**

Player	era	w-l	app	gs	cg	sho	sv	ip	h	r	er	bb	so	2b	3b	hr	b/avg	wp	hp	bk	sfa	sha
14 HOLTON, Tyler	0.36	4-0	4	4	0	0/1	0	25.0	9	3	1	6	40	1	0	0	.108	2	3	0	0	1
19 KARP, Andrew	2.41	0-0	4	3	0	0/0	0	18.2	11	5	5	3	23	0	0	1	.175	0	1	0	0	2
43 PARRISH, Drew	3.12	2-0	5	3	0	0/1	0	17.1	16	7	6	5	17	3	0	0	.246	1	1	0	1	0
26 SANDS, Cole	4.58	2-1	4	4	0	0/0	0	19.2	22	16	10	7	12	6	0	1	.275	2	1	0	0	1
-----																						
30 ZIRZOW, Will	0.00	1-0	5	0	0	0/1	0	11.1	2	1	0	4	17	1	0	0	.059	0	3	0	0	1
17 KWIATKOWSKI, Clayton	0.00	0-0	3	0	0	0/0	0	4.0	2	0	0	1	4	0	0	0	.143	1	1	0	0	0
32 STEWART, Grant	0.00	0-0	3	0	0	0/0	0	3.0	1	0	0	1	7	1	0	0	.100	1	0	0	0	0
46 CARLTON, Drew	1.32	0-1	7	1	0	0/2	2	13.2	12	2	2	1	11	2	0	0	.235	1	1	0	1	0
33 HANEY, Chase	1.59	1-0	7	0	0	0/1	0	5.2	1	1	1	2	4	0	0	0	.053	0	2	1	0	0
42 VOYLES, Jim	3.60	1-0	7	0	0	0/2	0	10.0	15	5	4	5	12	3	0	0	.357	3	0	0	1	0
7 WELLS, Steven	4.50	0-0	4	0	0	0/0	0	2.0	6	3	1	1	1	1	0	0	.545	1	1	0	1	1
12 REITZ, Brandon	6.00	0-0	3	0	0	0/0	0	3.0	3	2	2	2	3	0	0	1	.250	2	0	0	0	0
18 VOYLES, Ed	6.75	1-0	4	1	0	0/2	0	5.1	8	4	4	0	4	3	1	0	.348	0	1	0	0	1
31 BYRD, Alec	6.75	1-1	7	0	0	0/1	0	5.1	5	4	4	3	10	1	0	0	.227	0	2	0	0	0
Totals	2.50	13-3	16	16	0	3/3	2	144.0	113	53	40	41	165	22	1	3	.214	14	17	1	4	7
Opponents	8.93	3-13	16	16	0	1/1	3	134.0	148	151	133	123	114	29	2	14	.279	10	29	3	14	7

PB - Team (3), RALEIGH, C 2, BUSSEY, B 1, Opp (9). Pickoffs - Team (4), RALEIGH, C 3, HOLTON, T 1, Opp (1).



## FSU SEASON STATS

**2017 Florida State Baseball**  
Conference statistics for Florida State (as of Mar 13, 2017)  
(ACC games only Sorted by Batting avg)



Record: 2-1 Home: 2-1 Away: 0-0 ACC: 2-1

Player	avg	gp-gs	ab	r	h	2b	3b	hr	rbi	tb	slg%	bb	hp	so	gdp	ob%	sf	sh	sb-att	po	a	e	fld%
1 DAUGHTRY, Tyler	.600	3-3	5	3	3	1	0	0	2	4	.800	8	0	1	0	.846	0	0	0-0	4	2	0	1.000
35 RALEIGH, Cal	.500	3-3	12	2	6	4	0	0	3	10	.833	0	0	0	1	.500	0	0	0-0	19	5	0	1.000
10 WALLS, Taylor	.455	3-3	11	7	5	0	0	2	6	11	1.000	4	1	1	2	.625	0	0	0-0	5	9	1	.933
29 NIEPORTE, Quincy	.375	2-2	8	1	3	0	0	0	1	3	.375	1	0	1	0	.444	0	0	0-0	14	0	0	1.000
8 FLOWERS, JC	.364	3-3	11	2	4	0	1	1	5	9	.818	0	0	3	0	.364	0	1	1-1	6	0	0	1.000
28 BUSBY, Dylan	.286	3-3	14	3	4	1	0	1	3	8	.571	0	1	3	1	.333	0	0	0-0	8	4	0	1.000
38 APLIN, Rhett	.200	3-3	15	1	3	0	0	0	1	3	.200	0	0	5	0	.188	1	0	0-0	1	0	0	1.000
3 DERR, Nick	.167	3-3	6	3	1	0	0	0	3	1	.167	3	3	2	1	.538	1	0	1-1	2	0	0	1.000
24 HENDERSON, Matt	.000	3-3	3	3	0	0	0	0	2	0	.000	7	0	1	0	.700	0	1	1-1	5	5	2	.833
-----																							
23 MEJIA, Ryan	.500	2-0	2	0	1	0	0	0	2	1	.500	0	0	0	0	.500	0	0	0-0	1	0	0	1.000
7 WELLS, Steven	.333	2-1	3	2	1	0	0	0	0	1	.333	0	1	0	0	.500	0	0	0-0	1	0	0	1.000
20 CAVANAUGH, Kyle	.000	3-0	3	1	0	0	0	0	0	0	.000	1	0	1	0	.250	0	0	0-0	5	0	0	1.000
53 BUSSEY, Bryan	.000	2-0	2	1	0	0	0	0	0	0	.000	1	0	0	0	.333	0	0	0-0	6	0	0	1.000
13 PETREY, Donovan	.000	3-0	2	0	0	0	0	0	0	0	.000	1	0	1	0	.333	0	0	0-0	3	0	0	1.000
15 TRULUCK, Hank	.000	2-0	1	0	0	0	0	0	0	0	.000	0	2	1	0	.667	0	0	0-0	1	1	0	1.000
Totals	.316	3	98	29	31	6	1	4	28	51	.520	26	8	20	5	.485	2	2	3-3	81	30	4	.965
Opponents	.216	3	102	9	22	4	0	0	8	26	.255	10	2	28	1	.296	1	0	2-4	75	28	4	.963

LOB - Team (32), Opp (25). DPs turned - Team (1), Opp (5).

## (ACC games only Sorted by Earned run avg)

Player	era	w-l	app	gs	cg	sho	sv	ip	h	r	er	bb	so	2b	3b	hr	b/avg	wp	hp	bk	sfa	sha
43 PARRISH, Drew	0.00	1-0	1	1	0	0/1	0	6.0	6	0	0	2	5	1	0	0	.273	1	0	0	0	0
14 HOLTON, Tyler	0.00	1-0	1	1	0	0/0	0	6.0	2	1	0	2	8	0	0	0	.095	0	0	0	0	0
26 SANDS, Cole	7.50	0-1	1	1	0	0/0	0	6.0	8	5	5	1	2	1	0	0	.308	1	0	0	0	0
-----																						
17 KWIATKOWSKI, Clayton	0.00	0-0	1	0	0	0/0	0	2.0	0	0	0	1	3	0	0	0	.000	1	1	0	0	0
46 CARLTON, Drew	0.00	0-0	1	0	0	0/1	0	1.0	1	0	0	0	2	0	0	0	.200	1	0	0	0	0
32 STEWART, Grant	0.00	0-0	1	0	0	0/0	0	1.0	0	0	0	0	3	0	0	0	.000	0	0	0	0	0
33 HANEY, Chase	0.00	0-0	1	0	0	0/1	0	1.0	0	0	0	1	1	0	0	0	.000	0	0	0	0	0
12 REITZ, Brandon	0.00	0-0	1	0	0	0/0	0	1.0	0	0	0	0	1	0	0	0	.000	0	0	0	0	0
18 VOYLES, Ed	0.00	0-0	1	0	0	0/1	0	1.0	0	0	0	0	1	0	0	0	.000	0	0	0	0	0
31 BYRD, Alec	0.00	0-0	1	0	0	0/1	0	0.0	0	0	0	1	0	0	0	0		0	1	0	0	0
7 WELLS, Steven	0.00	0-0	1	0	0	0/0	0	0.0	2	2	0	1	0	1	0	0	.667	0	0	0	0	0
42 VOYLES, Jim	4.50	0-0	1	0	0	0/0	0	2.0	3	1	1	1	2	1	0	0	.429	1	0	0	1	0
Totals	2.00	2-1	3	3	0	1/1	0	27.0	22	9	6	10	28	4	0	0	.216	5	2	0	1	0
Opponents	10.08	1-2	3	3	0	0/0	1	25.0	31	29	28	26	20	6	1	4	.316	1	8	0	2	2

PB - Team (1), BUSSEY, B 1, Opp (2). Pickoffs - Team (0), Opp (1).