



KNIGHTS

B A S E B A L L

2017 SEASON (40-20, 15-9 THE AMERICAN)

UCF Athletics Communications Media Contact: Bill Morrison | wmorrison@athletics.ucf.edu | Office: (407) 823-2462 | Cell: (321) 442-3908

FEBRUARY (7-1)

FRI. 17	SIENA	W 17-6
SAT. 18	SIENA	W 3-0
SUN. 19	SIENA	W 7-2
TUES. 21	NORTH FLORIDA	W 3-2
FRI. 24	MANHATTAN	W 13-3
SAT. 25	MANHATTAN	W 10-1
SUN. 26	MANHATTAN	W 7-2
TUES. 28	AT FLORIDA	3-4 L

MARCH (14-5)

WED. 1	FLORIDA	W 11-2
FRI. 3	STONY BROOK	W 7-3
SAT. 4	STONY BROOK	W 8-4
SUN. 5	STONY BROOK	W 3-2
TUES. 7	FLORIDA STATE	2-5 L
WED. 8	FLORIDA STATE	0-5 L
FRI. 10	CENTRAL MICHIGAN	W 21-1
SAT. 11	CENTRAL MICHIGAN	W 7-3
SUN. 12	CENTRAL MICHIGAN	W 5-4
TUES. 14	BRADLEY	W 12-9
FRI. 17	JACKSONVILLE	W 4-0
SAT. 18	AT JACKSONVILLE	W 10-3
SUN. 19	AT JACKSONVILLE	7-1 L
TUES. 21	AT BETHUNE-COOKMAN	W 5-4
FRI. 24	DARTMOUTH	4-5 L
SAT. 25	DARTMOUTH	1-4 L
SUN. 26	DARTMOUTH	W 15-0
TUES. 28	JACKSONVILLE	W 10-1
FRI. 31	HOUSTON*	W 5-2

APRIL (10-7)

SAT. 1	HOUSTON*	1-3 L
SUN. 2	HOUSTON*	W 6-1
WED. 5	STETSON	W 5-3
FRI. 7	AT SOUTH FLORIDA*	4-5 L
SAT. 8	AT SOUTH FLORIDA*	5-6 L
SUN. 9	AT SOUTH FLORIDA*	5-7 L
TUES. 11	FLORIDA ATLANTIC	3-8 L
THURS. 13	AT EAST CAROLINA*	W 8-7
FRI. 14	AT EAST CAROLINA*	W 9-4
SAT. 15	AT EAST CAROLINA*	W 7-0
TUES. 18	BETHUNE-COOKMAN	W 5-1
FRI. 21	CONNECTICUT*	W 8-1
SAT. 22	CONNECTICUT*	5-6 L
SUN. 23	CONNECTICUT*	W 8-2
FRI. 28	MEMPHIS*	W 7-4
SAT. 29	MEMPHIS*	4-9 L
SUN. 30	MEMPHIS*	W 2-1

MAY (9-7)

TUES. 2	AT NORTH FLORIDA	1-2 L
FRI. 5	AT TULANE*	W 11-4
SAT. 6	AT TULANE*	3-4 L
SUN. 7	AT TULANE*	W 11-1
WED. 10	AT MIAMI	W 5-2
FRI. 12	AT CINCINNATI*	W 16-2
SAT. 13	AT CINCINNATI*	W 3-1
SUN. 14	AT CINCINNATI*	5-8 L
TUES. 16	AT FLORIDA ATLANTIC	4-9 L
FRI. 18	SOUTH FLORIDA*	4-7 L
SAT. 19	SOUTH FLORIDA*	W 9-1
SUN. 20	SOUTH FLORIDA*	W 3-2
THE AMERICAN CHAMPIONSHIP		
WED. 23	VS. EAST CAROLINA	14-3 L
THURS. 25	VS. TULANE	W 8-3
FRI. 26	VS. USF	W 12-0
SAT. 27	VS. EAST CAROLINA	0-4 L

JUNE (0-0)

NCAA TALLAHASSEE REGIONAL		
FRI. 2	VS. AUBURN	12 P.M.
SAT. 3	VS. TBA	TBA
SUN. 4	VS. TBA	TBA

* DENOTES AMERICAN GAME.

ALL TIMES ARE EASTERN AND SUBJECT TO CHANGE. HOME GAMES ARE PLAYED AT THE UCF BASEBALL COMPLEX.



NCAA TALLAHASSEE REGIONAL

JUNE 2-5 | TALLAHASSEE, FLA. | MIKE MARTIN FIELD AT DICK HOWSER STADIUM

Game 1:	UCF vs. Auburn	TV:	ESPN2/WatchESPN
Date:	Jun. 2, 2017	Talent:	Jason Benetti, Todd Walker
Time:	12 p.m.	Radio:	FM 96.9 The Game
City:	Tallahassee, Fla.	Talent:	Marc Daniels
Site:	Dick Howser Stadium	Live Stats:	NCAA.com
Series:	Auburn leads 4-1	Twitter:	@UCF_Baseball
Last Meeting:	Auburn, 4-0 (2/7/98)	Hashtag:	#ChargeOn

UCF LEADOFF

- This is UCF's 12th NCAA Regional berth and the first for the program since 2012
- In 2012, the Knights advanced to the final of the Miami Regional, falling to Stony Brook
- UCF has been in Tallahassee for the Regionals in eight out of 10 appearances
- The Knights have won the first two games of a regional five times and have a 7-4 all-time record in the first game of the NCAA Regional
- The Knights have posted their 17th 40-plus win campaign and the first since advancing to the 2012 NCAA Regional Final with a 45-17 record
- The Knights captured the program's fourth regular season championship since 2004 and the first since joining The American this season
- The American Coach of the Year Greg Lovelady made an immediate impact in his first year at UCF, helping the Knights make a turnaround from worst-to-first in the league
- The Knights pitching staff currently has a team ERA of 2.91, which ranks fourth in the country
- The pitching staff is also ranked in WHIP (7th/1.20), Hits Allowed per Nine Innings (8th/7.60), Strikeout-to-Walk Ratio (25th/2.77) and Strikeouts per Nine Innings (27th/8.9)
- The Knights are aggressive on the base paths, ranking seventh nationally with 106 stolen bases
- UCF raised over \$32,000 in April during a month-long fundraising effort to battle pediatric cancer, which has special meaning to the program after signee Joe Skinner lost his battle in March 2016

NOTABLE KNIGHTS

- Senior Robby Howell and freshman Joe Sheridan rank sixth nationally with 10 victories each and are one of two 10-win pitching duos in the country
- The 10 wins for the Sheridan, who has worked primarily as a Sunday starter, are the most by a freshman in the NCAA this season
- Howell, The American Pitcher of the Year, has tallied a 10-0 record with a team-best 90 strikeouts in 96.0 innings of work and a 3.28 ERA
- The American Rookie Position Player of the Year Rylan Thomas paces the team with 52 RBI and 13 homers
- Senior Luke Hamblin has drawn a conference-best 45 walks, ranking 26th nationally, and compiled a team-high .424 on-base pct.
- Senior Eli Putnam posted a team-best .343 average in league games, while contributing 20 runs, seven doubles, two homers and 14 RBI to earn first team honors in The American
- Redshirt sophomore Kyle Marsh has connected on a team-leading 20 doubles and driven in 52 runs
- Sophomore Matthew Mika has swiped a league-high 25 bases, which ranks 13th in the country
- Junior reliever Jason Bahr, a former walk-on, has registered 89 strikeouts, which includes 56 punchouts in 33.2 innings out of the bullpen
- Sophomore lefty Bryce Tucker has registered nine saves and two victories and earned a selection to The American First Team

KNIGHTS by the NUMBERS

4

Knights pitching boasts the fourth best team ERA in the country at 2.93

17

The Knights have posted their 17th 40-plus win campaign and first since advancing to the 2012 NCAA Regional Final with a 45-17 mark.

52

Rylan Thomas and Kyle Marsh lead the team with 52 RBI. Thomas has 13 of the Knights 48 home runs, while Kyle Marsh has 30 extra-base (20 2B, 4 3B, 6 HR).

106

The Black and Gold have stolen 106 bases this season, ranking seventh nationally. Infielder Matthew Mika leads the team with 25, ranking 13th in the nation.

225

The Knights have a drawn a combined 225 walks in 2017 and currently have a .368 on-base percentage.

CHARGEON

PRONUNCIATIONS

Jason Bahr.....bar
 Brennan Bozeman.....BOHZ-min
 Ryan Crile.....CRY-ull
 Drew Faintich.....FANE-tich
 Cre Finfrock.....Cree FIN-frock
 Kam Gellinger.....GELL-ing-er
 Logan Heiser.....HIGH-zer
 Juan Pimentel.....PEEM-in-tell
 Andrew Rohloff.....ROE-lawf
 Campbell Scholl.....Shoal
 Jordan Schefts.....sheffs
 Matthew Mika.....Mike-ah

UCF INFORMATION

Location.....Orlando, Fla. 32816
 Founded.....1963
 Enrollment.....64,318
 Nickname.....Knights
 Colors.....Black & Gold
 Conference.....American Athletic
 Home Field.....UCF Baseball Complex
 Capacity.....3,600
 Surface.....Natural Grass
 Dimensions.....320-360-390-360-320
 First Game (at JBF).....Feb. 3, 2001
 No. of Knights of Honor.....39
 Press Box Phone.....407-UCF-HITS
 President.....Dr. John C. Hitt
 Director of Athletics.....Dr. Daniel J. White
 Baseball Administrator.....Brad Stricklin
 NCAA Faculty Rep.....Dr. Manoj Chopra

BASEBALL INFORMATION

Head Coach.....Greg Lovelady
 Record at UCF (Years).....40-20(1st)
 Overall Record (Years).....164-77 (4th)
 Assistant Coach.....Ryan Klosterman
 Assistant Coach.....Justin Parker
 Volunteer Assistant.....Ryan Breen
 2016 Record/American.....26-33/8-16
 Letterwinners Returning/Lost.....23/7
 Starters Returning/Lost.....5 (+DH)/3
 Pitchers Returning/Lost.....12/4
 Newcomers.....12

BASEBALL HISTORY

First Year of Baseball.....1973
 First Year at the Division I Level.....1985
 All-Time Record.....1535-1024-10
 Number of Years in CWS/Last.....None
 Years in NCAA Regionals/Last.....11/2012

SOCIAL MEDIA

Twitter.....@UCF_Baseball
 Instagram.....@UCF_Knights
 Instagram.....@UCF.Baseball
 Facebook.....@UCF.Knights
 Facebook...../UCFBaseball
 Snapchat...../UCFKnights
 Youtube.....UCFKnights
 Youtube.....UCFAA

AGAINST THE REGIONAL

Team	Record	Last Meeting
Florida State	6-33	2017
Auburn	1-4	1998
Tennessee Tech	2-1	2000

ALL-TIME AT REGIONAL

1989	2-2	2004	3-2
1993	1-2	2011	1-2
1995	1-2	2012	2-2
1996	1-2	2017	
1997	0-2		
2000	2-2	Total	16-22
2001	2-2		
2002	1-2		

2017 ROSTER INFORMATION

No.	Name	Pos.	B/T	Ht.	Wt.	Cl.	Hometown/Previous School
1	Logan Heiser	C	R/R	5-10 1	76	Jr.	Jupiter, Fla./Jupiter
3	Kam Gellinger	INF	L/R	6-0	195	Sr.	Cape Coral, Fla./Island Coast
4	Cre Finfrock	RHP	R/R	5-10	193	RSo.	Jensen Beach, Fla./Martin County
5	Brooks Morgan	INF	R/R	6-0	208	Sr.	Gainesville, Fla./Buchholz
6	Luke Hamblin	OF/LHP	L/L	6-0	171	Sr.	Rowlett, Texas/Grayson College
7	Ryan Crile	INF	L/R	5-10	185	Sr.	Anthony, Fla./College of Central Florida
10	Anthony George	C/INF	R/R	5-10	185	So.	Oviedo, Fla./Hagerty
11	Bryce Tucker	LHP	L/L	6-1	200	So.	Jordan, Fla./Lake Brantley
12	Austin Murphy	OF	L/L	6-1	194	Jr.	Jacksonville, Fla./Gulf Coast C.C.
13	Bryce Peterson	OF	R/R	6-3	215	Jr.	Enumclaw, Wash./ Everett C.C.
14	Matthew Mika	INF	R/R	5-10	169	So.	Lake Worth, Fla./Park Vista HS
15	Austin Griffin	INF	R/R	6-1	242	Sr.	Fort Worth, Texas/Northeast Texas
17	Max Wood	OF	R/R	6-0	183	Jr.	West Vancouver, B.C./San Jac C.C.
18	Dillon Turney	LHP	LHP	5-10	186	Jr.	Richmond, Texas/Blinn
19	Joseph Sheridan	LHP	L/L	5-10	187	Fr.	Oviedo, Fla./Hagerty
20	Joshua Moser	OF/C	L/R	6-0	185	Jr.	Fleming Island, Fla./Fleming Island
21	Brennan Bozeman	INF	R/R	6-0	187	Sr.	Baton Rouge, La./LSU Eunice
22	Kyle Marsh	INF/RHP	R/R	6-0	198	RSo.	Port Orange, Fla./Spruce Creek
24	Juan Pimentel	RHP	R/R	6-2	218	Sr.	Miami, Fla./Indian River State College
25	Chris Williams	RHP	R/R	5-10 1	75	RSo.	Ft. Lauderdale, Fla./Cardinal Gibbons
28	Nick McCoy	RHP	R/R	6-4	211	RSo.	Albion, Ind./Wabash Valley College
29	Andrew Rohloff	RHP	L/R	6-1	195	Jr.	Coconut Creek, Fla./Palm Beach S.C.
30	Campbell Scholl	RHP	R/R	6-5	223	Sr.	Mt. Juliet, Tenn./Walters State College
31	Michael Higgins	C	R/R	6-2	207	RSo.	Stillwater, Okla./Northwest Florida
32	Thaddeus Ward	RHP	R/R	6-1	182	So.	Fort Myers, Fla./Bishop Verot
34	Eli Putnam	OF	R/R	6-2	198	Sr.	Palo Cedra, Calif./Feather River College
35	Jason Bahr	RHP	R/R	6-4	187	RJr.	Longwood, Fla./ Lake Mary
36	Rylan Thomas	INF/RHP	R/R	5-10	223	Fr.	Winter Garden, Fla./Windemere Prep
37	Jordan Scheftz	RHP	R/R	6-2	190	RJr.	Irvine, Calif./Saddleback College
38	Dallas Beaver	C	L/R	6-0	219	Fr.	Kissimmee, Fla./Heritage Christian
40	Drew Faintich	LHP	L/L	6-0	234	Sr.	Tallahassee, Fla./Chiles
41	Robby Howell	RHP	R/R	6-2	219	Sr.	Fort White, Fla./Fort White
42	Trent Thompson	RHP	R/R	6-0	226	Sr.	Tampa, Fla./Berkeley Preparatory School
43	Eric Hepple	RHP	R/R	6-0	218	Jr.	Margate, Fla./Coral Springs Christian Academy

Head Coach: Greg Lovelady (Miami, 2001), First season

Assistant Coach: Ryan Klosterman (Vanderbilt, 2004), Sixth season

Assistant Coach: Justin Parker (Wright State, 2002), First season

Volunteer Assistant: Ryan Breen (UCF, 2013), First season

Director of Baseball Operations: Drew Roberts (Xavier, 2007), First season

BACK TO REGIONALS

- The Knights are making their 12th appearance in the NCAA Tournament and first since earning back-to-back trips in 2011 and 2012
- In 2012, UCF made a deep run in Coral Gables, Fla., reaching the regional final
- On five occasions, the Knights have won the first two games in a regional (1989, 2000, 2001, 2002, 2012)
- UCF earned the No. 1 seed just one time in program history. The Knights traveled as the No. 1 seed to Columbia, S.C., in 2001
- UCF is seeking its first trip to a Super Regional
- NCAA appearances have come in 1989, 1993, 1995, 1996, 1997, 2000, 2001, 2002, 2004, 2011, 2012, 2017
- UCF holds an all-time record of 16-22 at the NCAA Regionals
- The Knights have won at least one game at the regionals in 10 of 11 appearances and have won multiple games five times
- UCF is 7-4 all-time in the team's first game of a regional

WORST TO FIRST

- The Knights completed an incredible turnaround to earn the No. 1 seed in The American Championship one year after finishing last, the No. 8 seed
- The win over rival USF, 3-2, on the final day of the regular season captured the program's fourth regular season championship, the first since 2004.
- UCF won Atlantic Sun Conference regular season championships in 2000, 2001, 2002 and 2004
- The Knights secured a victory in a three-game set against all seven league schools.

AGAINST AUBURN

- UCF and Auburn have played five times in the history of the two programs with the Tigers holding a 4-1 advantage in the all-time series
- The last meeting was a 4-0 Auburn victory in 1998 at the Olive Garden Classic in Kissimmee
- The lone UCF win came in 1993 when the Knights defeated the Tigers 12-4 in the second of two games in the Olive Garden Classic
- Three of the five all-time meetings have come at neutral locations, with Auburn leading 2-1 in those games
- The Tigers won both meetings in Auburn, also in 1993, with a pair of one-run victories (4-3, 2-1)

FOR THE LOVE OF THE GAME

- First-year head coach Greg Lovelady orchestrated one of the top turnarounds in college baseball this season and was selected as The American Coach of the Year
- He inherited a squad that finished last in The American in 2016 with an 8-16 mark and molded it into the regular season co-champions and No. 1 seed in the league tournament
- The Knights recorded their 17th 40-plus win campaign in Lovelady's first year at the helm, and currently have the program's most victories since winning 45 in 2012
- Lovelady helped build a championship program at Wright State, which he led to consecutive NCAA regionals before coming to Orlando

MEDIA INFORMATION

INTERVIEWS

Coach Lovelady and his staff are available for interviews before the Knights' practices. The availability of players depends on classes during the week, but they will also be on hand for up to 30 minutes before each practice. All coach and player interview requests must go through Bill Morrison in the UCF Athletics Communications Office. Please give at least 24 hours advance notice for all requests. The team will be available for postgame interviews approximately 10 minutes after home games on the field by the dugout.

CREDENTIALS

Credentials for home games are issued for working media only and should be requested at least 24 hours in advance of the game by contacting Bill Morrison. Credentials can be picked up two hours prior to game time at the will call window of the complex's ticket office.

PHOTOGRAPHERS

All photographers must stay on the media berm or shoot from the concourse. No cameras or photographers will be permitted on the playing field.

RADIO

All radio stations must follow the procedures above for obtaining media passes. UCF provides two lines for radio stations from visiting schools wishing to broadcast from the stadium.

PARKING

Media parking is available in Garage F next door to the Knights' baseball complex. Please contact Bill Morrison in the UCF Athletics Communications Office for more information.

UCF KNIGHTS ONLY, PLEASE

Please refer to the University of Central Florida at UCF when shortening the title. Derivatives such as Central Florida, C. Florida, Cent. Florida and C. Fla., should not be used. Also, please note that UCF's teams are simply referred to as the Knights. The use of Golden was discontinued over seven years ago.

GET THE APP

Never miss any UCF Knights news from your favorite team by downloading the free UCF Knights app right to your iOS or Android phone! The app provides personalized information for men's and women's teams, scores, schedules, loyalty programs and even breaking news.

AMERICAN ACCOLADES

- UCF was recognized with three major awards by The American and five players on the league's two all-conference teams
- Greg Lovelady was tabbed as The American Coach of the Year after he helped UCF make a worst-to-first turnaround
- The American Pitcher of the Year was given to Robby Howell, who finished the regular season with a 9-0 mark and 1.96 ERA
- First baseman Rylan Thomas was named The American Rookie Position Player of the Year, where he led UCF in RBI (51) and home runs (13) during the regular season
- A trio of Knights in closer Bryce Tucker, outfielder Eli Putnam and Howell were selected to The American First Team
- Second baseman Matthew Mika and Thomas were honored on The American Second Team

TEN-WIN DUO

- For the third time in program history, the Knights have two 10-game winners in Robby Howell and Joe Sheridan

2000	-	Casey Kennedy (12)	Justin Pope (10)
2001	-	Justin Pope (15)	Jason Arnold (14)
2017	-	Robby Howell (10)	Joe Sheridan (10)

- Freshman Joe Sheridan secured his 10th victory to clinch The American regular season championship vs. USF on May 20
- Senior Robby Howell notched his 10th victory in The American Championship vs. Tulane (5/25)
- The Knights were the first team in the nation to have two 10-game winners this year. Oregon State also has accomplished the feat.
- Pope and Arnold helped the Knights claim both the Atlantic Sun regular season and tournament titles for the first time in program history (2001)

HONORING HOWELL

- Senior Robby Howell has been a solid Friday starter for the Knights all season and was tabbed as The American Pitcher of the Year
- The Ft. White, Fla., native posted a 10-0 mark which included league wins over Houston, UConn, Memphis and Tulane
- Howell is a fiery competitor and has registered eight quality starts
- The American All-Conference First Team selection tossed a four-hit complete-game vs. UConn (4/21) and set a personal-best with 11 strikeouts
- Howell took a no-hitter into the seventh inning against Jacksonville (3/17), where he went the distance and allowed three base knocks
- He has totaled 26 victories as a Knight, ranking fourth on the all-time charts
- In his next start, Howell would be tied for first on the program's career chart at 50 games started with Brandon Turner (1987-90)
- Conference-Only ranks: Wins (2nd/5), Innings (4th/50.2) and strikeouts (4th/44)
- NCAA ranks: Wins (6th/10), Strikeouts (91st/90), Complete Games (56th/2)

RYLAN THE ROOKIE

- Rylan Thomas has made an immediate impact as a freshman at the plate and earned The American Position Player Rookie of the Year
- The Winter Garden, native started in 53 games at first base
- The American All-Conference Second Team member quickly became a fixture in the heart of the Knights lineup, tallying team-bests in RBI, slugging pct. and home runs
- He has blasted 13 home runs, the most by a Knight since D.J. Hicks connected on 14 round trippers in 2012
- The 13 round trippers also ties the UCF freshman with Bobby Kiser, who played the same number in 1987
- His 13 home runs are also the third-most nationally by a freshman behind Matt Wallner (17, Southern Miss) and James Free II (14, Pacific)
- Thomas drove in seven runs and blasted two homers in a 3-for-3 performance vs. Central Michigan (3/10)
- Conference-Only ranks: Home Runs (4th/6), Runs Scored (5th/21), RBI (5th/21)
- NCAA ranks: Home Runs (83rd/13), RBI (102nd/52)

PHENOMENAL PITCHING STAFF

- The Knights have posted a 2.91 team ERA, which currently ranks fourth in the program's record books
- UCF ranks among the nations leaders in ERA (4th), WHIP (7th), hits allowed/nine innings (8th), strikeout-to-walk ratio (25th), strikeouts per nine innings (27th), walks allowed per nine innings (46th)
- UCF has registered 8.9 strikeouts per nine inning game, ranking third

all-time in program history

- The Knights pitching staff is fourth in the UCF record books with 535 strikeouts. They are five away from moving into a tie for second with the 1997 squad that had 540. The record is 597 by the 2001 team.

LIGHTS OUT BULLPEN

- The Knights' bullpen has an ERA of 2.07
- Sophomore Bryce Tucker earned The American All-Conference First Team honors after compiling a 1.75 ERA along with a 2-2 mark and nine saves during the regular season
- Thaddeus Ward (3), Bryce Tucker (2), Joe Sheridan (2), Rylan Thomas (1), Jordan Sheftz and Campbell Scholl (1) have earned relief victories

THE SHERIFF

- Freshman Joe Sheridan locked down the Sunday starter role in conference play and posted a 10-4 mark
- The Oviedo, Fla., native posted a 6-2 mark in the league with a 3.18 ERA and 44 strikeouts in 45.1 innings of work
- The 10 wins by Sheridan are the most ever by a UCF freshman. The previous mark was held by Laurence Heisler (1990) and Brian Ahern (1987) each had eight wins
- He leads all freshman in the nation with 10 victories with the next closest being Hayden Wesneski (9, Sam Houston State)
- The lefty helped the Knights clinch three-game sets on Sundays in league play vs. Houston, UConn, Memphis, Tulane and USF
- Sheridan struck out a career-high nine batters over seven innings at Tulane (5/7)
- He kept ECU (4/15) off the board over 7.2 frames, while allowing just four hits

THE WILL TO WIN

- Redshirt sophomore Chris Williams didn't earn his spot in the weekend rotation until May 6, but the right-hander has been lights out in his last three outings
- Williams has allowed just one run in victories over Cincinnati, USF and USF again in the American Athletic Conference Tournament
- The Fort Lauderdale, Fla, native has given up just six hits while striking out 16 batters during the span
- For the season, Williams holds a record of 5-3, a 2.43 ERA and has 46 strikeouts to just 18 walks

JASON'S JOURNEY

- Redshirt junior Jason Bahr has overcome a number of obstacles to lead the Knights in strikeouts
- The hard-throwing righty made the Knights as a freshman walk-on in 2015 and made just one appearance before being one of the final cuts prior to the 2016 campaign
- After Coach Lovelady came to UCF, assistant coach Ryan Klosterman, who was a part of the prior staff, told pitching coach Justin Parker to give Bahr a look in the Florida Collegiate Summer League
- Bahr, a member of the Altamonte Springs Boom, made an immediate impression on Parker with the speed of his fastball and command of the strike zone
- Parker quickly added Bahr to the roster and he started the campaign as the Knights' Sunday starter.
- The Lake Mary, Fla., native made four starters, posting 28 strikeouts over 20.0 inning before becoming one of the top arms out of the UCF bullpen

SWIPING BAGS

- The Knights are always active on the base paths and rank seventh nationally in stolen bases with 106
- Three UCF players - Matthew Mika (13th/25), Luke Hamblin (56th/19), Eli Putnam (118th/16) - are ranked inside the top 150 nationally in stolen bases
- Sophomore Matthew Mika paces the Knights going 25-for-27 on the base paths and was selected to The American Second Team
- The first two hitters in the lineup for much of the season - Hamblin and Putnam - have combined for 35 stolen bases, which has lead to runners in scoring position for the heart of the order

PUTNUM POWER

- Senior Eli Putnam paces the Knights in batting average and was named to The American All-Conference First Team
- The Palo Cedro, Calif., native posted a team-best .343 average in league games, while contributing 20 runs, seven doubles, two homer and 14 RBI
- Putnam was consistent all season and tallied a career-high four-hit game at East Carolina (4/13)

THE AMERICAN

Standings	American			Overall		
	W	L	Pct.	W	L	Pct.
UCF	15	9	.625	40	20	.678
Houston	15	9	.625	40	19	.667
UConn	14	10	.583	33	25	.579
USF	14	10	.583	41	17	.707
Tulane	13	11	.542	27	31	.466
Cincinnati	10	14	.417	28	30	.483
Memphis	8	16	.333	30	29	.508
East Carolina	7	17	.292	32	28	.534

CONFERENCE HONORS

Players of the Year

Jake Scheiner, Houston
Hunter Williams, Tulane

Pitchers of the Year

Robby Howell, UCF
Trey Cumbie, Houston

Rookie Position Player of the Year

Rylan Thomas, UCF

Rookie Pitcher of the Year

Mason Feole, UConn

Coach of the Year

Greg Lovelady, UCF

First Team

P Robby Howell, UCF
P Tim Cate, UConn
P Mason Feole, UConn
P Trey Cumbie
RP Bryce Tucker, UCF
C Travis Watkins, ECU
1B Hunter Williams, Tulane
2B Charlie Yorgen, ECU
SS Kevin Merrell, USF
3B Eric Tyler, ECU
OF Eli Putnam, UCF
OF Corey Julks, Houston
OF Chris Carrier, Memphis
DH Luke Borders, USF
UTL Jake Scheiner, Houston

Second Team

P Willie Mongomerie, UConn
P Mitch Ullom, Houston
P Phoenix Sanders, USF
P Peter Strzelecki, USF
RP John Russell, UConn
C Connor Wong, Houston
1B Rylan Thomas, UCF
2B Matthew Mika, UCF
SS Anthony Prato, UConn
3B Willy Yahn, UConn
OF R.J. Thompson, Cincinnati
OF Duke Stunkel Jr., USF
OF Grant Brown, Tulane
DH Joe Davis, Houston
UTL Ryan Noda, Cincinnati

• He opened the Coach Lovelady era with a solo home run on the second pitch of the game in the bottom of the first vs. Siena (2/17)
• Putnam connected on a walk-off, two-run single to complete the sweep vs. Central Michigan (3/11)

AGAINST THE TOP 25

• UCF posted a 4-4 mark against teams ranked in the top 25, including wins against No. 2 Florida, No. 11 Houston (2x) and No. 23 USF (2x)
• After a tough 4-3 loss in Gainesville the night before, UCF posted an 11-2 victory vs. No. 2 Florida in front of a standing-room only crowd of 3,852
• The Knights opened play in The American against No. 11 Houston and posted a 5-2 win on Friday and 6-1 victory on Sunday
• UCF clinched the No. 1 seed in The American Championship by taking the final two games vs. War on I-4 rival No. 23 South Florida, including the winner-take-all series finale 3-2

#SKINNERSTRONG

• UCF raised over \$32,000 in April during a month-long fundraising effort to battle pediatric cancer
• The total sum benefiting the cancer research arm of Florida Hospital was announced on April 28 on Joe Skinner Knight
• The fight against cancer is extremely personal for the Knights, as this season would have marked the freshman year of local baseball star and friend Joe Skinner

• Skinner signed an NLI with the Knights in Nov. 2015, but was diagnosed with Hypodiploid Acute Lymphoblastic Leukemia in Dec. 2015 and passed away on April 30, 2016 awaiting an experimental treatment
• Two freshmen Knights - Dallas Beaver and Rylan Thomas - played with and against Skinner, while growing up in the Orlando area
• Beaver wears number 38 for the Knights, a number he chose to honor Skinner, who wore it while playing for The Elite Squad and Orlando Scorpions

JOHN EULIANO PARK

• John Euliano has committed a \$1.5 million donation toward expansion and renovation of the UCF Baseball Complex, which will occur following the 2017 campaign
• As of Feb. 2016, the fundraising for the project, estimated to cost \$3.2 million, has surpassed the \$2 million mark
• A home plate tower will be constructed to shade the club seats, concourse and 100-level seating
• A 300-seat club will be a part of the tower with an enclosed/air-conditioned lounge
• The concourse and concessions will be expanded and enhanced
• The press box will also be renovated

MOVING UP THE CAREER CHARTS

GAMES STARTED (HITTERS)

1.	Ronnie Richardson - 2007-08, 10-12	279
2.	Vince Zawaski - 1985-88	257
3.	Bobby Kiser - 1987-90	243
4.	Dustin Brisson - 1997-00	242
5.	Eric Kallstrom - 2006-09	209
6.	Ryan Bono - 2003-06	207
7.	Chris Taladay - 2010-13	206
8.	Kam Gellinger - 2014-17	202
	James Vasquez - 2012-15	202
10.	Jeremy Frost - 1999-02	192

SAC HITS

1.	JoMarcus Woods - 2012-15	35
2.	Kam Gellinger - 2014-17	34
3.	Odie Koehnke - 1984-87	26
4.	Tim Foskett - 1980-83	25
5.	Eric Kallstrom - 2006-09	24

ASSISTS

1.	Eric Kallstrom - 2006-09	636
2.	Odie Koehnke - 1984-87	591
3.	Darnell Sweeney - 2010-12	560
4.	Eric Riggs - 1996-98	453
5.	Matt Fox - 1998-01	443
6.	Kam Gellinger - 2014-17	433

WINS

1.	Justin Pope (32-9) - 1999-01	32
2.	Jason Arnold (30-11) - 1998-01	30
3.	Brandon Turner (27-21) - 1987-90	27
4.	Robby Howell (25-14) - 2014-17	26
5.	Brian Ahern (24-16) - 1987-89	24
	Craig Cozart (24-11) - 1993-96	24

MOVING UP SEASON CHARTS

STRIKEOUTS/NINE INNING GAME

1.	Jason Arnold (38.1) - 2000	15.73
2.	Jason Bahr (57.2) - 2017	14.00
3.	Bryce Tucker (36.0) - 2017	13.30
4.	Kyle Bono (32.2) - 2003	11.85
5.	Jason Arnold (57.1) - 1999	11.77

WINS

1.	Justin Pope (15-1) - 2001	15
2.	Matt Fox (14-2) - 2004	14
	Jason Arnold (14-3) - 2001	14
4.	Casey Kennedy (12-1) - 2000	12
5.	Tommy Novak (11-4) - 1986	11
6.	Robby Howell (10-0) - 2017	10
	Joe Sheridan (10-4) - 2017	10
	Zach Rogers (10-1) - 2015	10
	Tim Bascom (10-2) - 2005	10
	Bo Hall (10-0) - 2002	10

GAMES STARTED (PITCHERS)

1.	Brandon Turner - 1987-90	50
2.	Robby Howell - 2014-17	49
	Justin Pope - 1999-01	49
	Brian Adkins - 1987-89	49
4.	Jason Arnold - 1998-01	48
	Kyle Sweat - 2006-09	48

APPEARANCES

1.	Jason Arnold - 1998-01	98
2.	Trent Thompson - 2014-17	90
3.	Brian Brooks - 2004-07	87
4.	Harrison Hukari - 2012-13, 15-16	83
5.	Von Stertzach - 2000-03	80

INNINGS PITCHED

1.	Brandon Turner - 1987-90	386.0
2.	Brian Ahern - 1987-89	324.0
3.	Tommy Foy - 1980-83	320.2
4.	John Flynn - 1978, 81-83	319.2
5.	Robby Howell - 2014-17	310.1
6.	Justin Pope - 1999-01	310.0

STRIKEOUTS

1.	Justin Pope - 1999-01	335
2.	Jason Arnold - 1998-01	330
3.	Brian Ahern - 1987-89	270
4.	Brandon Turner - 1987-90	258
5.	Mike Halperin - 1992-94	248
6.	Robby Howell - 2014-17	232
7.	Von Stertzach - 2000-03	231
8.	Ben Lively - 2011-13	226
9.	Tim Bascom - 2004-06	225
10.	Craig Cozart - 1993-96	204

Justin Pope (10-3) - 2000	10
Todd Bellhorn (10-2) - 1998	10
Craig Cozart (10-2) - 1995	10
Jimmy Still (10-2) - 1991	10
Brian Ahern (10-5) - 1985	10

SAVES

1.	Joe Rogers - 2012	13
2.	Jason Arnold - 1998	12
3.	Bryce Tucker - 2017	9
	Joe Rogers - 2011	9
	Justin Weiss - 2007	9

STARTERS VS. RELIEVERS

Group	APP	ERA	W-L	IP	H	R	ER	BB	K
Starters	60	3.52	30-13	314.1	301	143	123	99	272
Relievers	60	2.07	10-7	226.0	154	72	52	94	263

UCF HOME RUNS

Player (# this year)	Game - Date	Inning	Solo	2-Run	3-Run	GS	Player (# this year)	Game - Date	Inning	Solo	2-Run	3-Run	GS
1. Eli Putnam (1)	Siena - 2/17	1*	X				31. Eli Putnam (5)	UConn - 4/21	4		X		
2. Ryan Crile (1)	Siena - 2/17	1			X		32. Rylan Thomas (9)	UConn - 4/21	4		X		
3. Eli Putnam (2)	Siena - 2/19	3		X			33. Kam Gellinger (2)	UConn - 4/22	6	X			
4. Bryce Peterson (1)	Manhattan - 2/25	2				X	34. Eli Putnam (6)	UConn - 4/23	6		X		
5. Kyle Marsh (1)	Florida - 3/1	3	X				35. Rylan Thomas (10)	North Florida - 5/2	2	X			
6. Ryan Crile (2)	Florida - 3/1	5	X				36. Rylan Thomas (11)	Tulane - 5/5	8		X		
7. Bryce Peterson (2)	Stony Brook - 3/3	8	X				37. Eli Putnam (7)	Miami - 5/10	1		X		
8. Kyle Marsh (2)	Stony Brook - 3/4	8	X				38. Kyle Marsh (5)	Miami - 5/10	4	X			
9. Logan Heiser (1)	Florida State - 3/7	4		X			39. Anthony George (1)	Cincinnati - 5/12	6	X			
10. Rylan Thomas (1)	Central Michigan - 3/10	2			X		40. Dallas Beaver (1)	Cincinnati - 5/12	9	X			
11. Eli Putnam (3)	Central Michigan - 3/10	3		X			41. Brooks Morgan (2)	Cincinnati - 5/12	9		X		
12. Rylan Thomas (2)	Central Michigan - 3/10	4		X			42. Rylan Thomas (12)	Cincinnati - 5/13	7	X			
13. Ryan Crile (3)	Central Michigan - 3/10	5	X				43. Brennan Bozeman (1)	Cincinnati - 5/14	4	X			
14. Josh Moser (1)	Central Michigan - 3/10	8	X				44. Ryan Crile (4)	USF - 5/18	9	X			
15. Rylan Thomas (3)	Central Michigan - 3/11	1			X		45. Rylan Thomas (13)	USF - 5/19	6		X		
16. Rylan Thomas (4)	Central Michigan - 3/11	8	X				46. Eli Putnam (8)	Tulane - 5/25	3		X		
17. Bryce Peterson (3)	Bradley - 3/14	5	X				47. Kyle Marsh (6)	Tulane - 5/25	3	X			
18. Kyle Marsh (3)	Jacksonville - 3/18	1	X				48. Logan Heiser (4)	USF - 5/26	6		X		
19. Eli Putnam (4)	Jacksonville - 3/18	4	X				49. Ryan Crile (5)	USF - 5/26	7		X		
20. Rylan Thomas (5)	Jacksonville - 3/18	7	X										
21. Logan Heiser (2)	Bethune-Cookman - 3/21	11	X										
22. Josh Moser (2)	Dartmouth - 3/25	8	X										
23. Rylan Thomas (6)	Jacksonville - 3/28	6			X								
24. Brooks Morgan (1)	Houston - 3/31	6		X									
25. Logan Heiser (3)	Stetson - 4/5	2		X									
26. Luke Hamblin (1)	USF - 4/8	4	X										
27. Rylan Thomas (7)	USF - 4/9	5	X										
28. Kyle Marsh (4)	ECU - 4/13	5		X									
29. Rylan Thomas (8)	ECU - 4/13	5	X										
30. Kam Gellinger (1)	UConn - 4/14	8			X								

National Polls (as of 5/29/17)

Baseball America Top 25

- Oregon State
- North Carolina
- Texas Tech
- LSU
- Florida
- Louisville
- TCU
- Long Beach State
- Stanford
- Kentucky
- Arkansas
- Virginia
- Wake Forest
- Southern Miss
- Florida State
- Houston
- CS Fullerton
- Arizona
- Clemson
- Mississippi State
- Texas
- 22. UCF**
- Auburn
- Florida Gulf Coast
- Nebraska

Collegiate Baseball Newspaper

- Oregon State
- LSU
- Florida
- North Carolina
- Louisville
- Stanford
- Texas Tech
- TCU
- Long Beach State
- Kentucky
- Virginia
- Missouri State
- Arkansas
- Southern Miss
- Arizona
- Wake Forest
- Clemson
- Florida State
- South Alabama
- Dallas Baptist
- St. John's
- Mississippi State
- CS Fullerton
- Houston
- Florida Gulf Coast
- BYU
- Sam Houston State
- Iowa
- Nebraska
- UCLA

D1Baseball.com Poll

- Oregon State
- North Carolina
- LSU
- Florida
- Texas Tech
- TCU
- Louisville
- Stanford
- Long Beach State
- Southern Miss
- Kentucky
- Arkansas
- Virginia
- Wake Forest
- Houston
- Florida State
- Mississippi State
- Arizona
- Texas
- CS Fullerton
- Clemson
- Missouri State
- 23. UCF**
- Michigan
- St. John's

NCBWA Poll

- Oregon State
- North Carolina
- LSU
- Florida
- Louisville
- Texas Tech
- TCU
- Kentucky
- Stanford
- Virginia
- Arkansas
- Long Beach State
- Southern Miss
- Wake Forest
- Houston
- Arizona
- Clemson
- Florida State
- CS Fullerton
- Mississippi State
- Michigan
- St. John's
- 24. UCF**
- Texas
- Nebraska
- Auburn
- Oklahoma
- Florida Gulf Coast
- Dallas Baptist

USA Today/ESPN Coaches Poll

- Oregon State
- North Carolina
- LSU
- Florida
- Texas Tech
- Louisville
- TCU
- Stanford
- Long Beach State
- Kentucky
- Virginia
- Arkansas
- Southern Miss
- Wake Forest
- Clemson
- Arizona
- Florida State
- Mississippi State
- CS Fullerton
- Houston
- Michigan
- Missouri State
- St. John's
- 24. UCF**
- Texas

MULTIPLE-HIT GAMES

Player	2	3	4	5+	Total
PUTNAM, Eli	16	6	1	-	23
THOMAS, Rylan	12	8	-	-	20
MARSH, Kyle	17	3	-	-	20
HAMBLIN, Luke	14	4	1	-	19
GELLINGER, Kam	14	4	-	-	18
MIKA, Matthew	13	2	1	-	16
BOZEMAN, Brennan	8	3	-	-	11
CRILE, Ryan	6	1	-	-	7
GEORGE, Anthony	4	1	1	-	6
HEISER, Logan	5	-	-	-	5
PETERSON, Bryce	5	-	-	-	5
MOSER, Josh	2	-	-	-	2
MORGAN, Brooks	2	-	-	-	2
TEAM	118	32	4	-	154

MULTIPLE-RBI GAMES

Player	2	3	4	5+	Total
MARSH, Kyle	9	4	-	1	14
THOMAS, Rylan	5	4	2	1	12
PUTNAM, Eli	9	2	-	-	11
HAMBLIN, Luke	6	2	1	-	9
GELLINGER, Kam	6	1	1	-	8
MIKA, Matthew	5	2	-	-	7
CRILE, Ryan	2	3	-	-	5
HEISER, Logan	4	1	-	-	5
BOZEMAN, Brennan	3	1	-	-	4
GEORGE, Anthony	2	1	-	-	3
PETERSON, Bryce	2	-	1	-	3
MORGAN, Brooks	2	1	-	-	3
MOSER, Josh	1	-	-	-	1
TEAM	56	22	5	2	85

HITTING STREAKS

Player	Longest	Current
MIKA, Matthew	13	-
PUTNAM, Eli	11	1
MARSH, Kyle	11	-
HAMBLIN, Luke	7	-
THOMAS, Rylan	7	6
HEISER, Logan	7	-
CRILE, Ryan	6	-
GEORGE, Anthony	6	1
PETERSON, Bryce	5	-
GELLINGER, Kam	5	-
BOZEMAN, Brennan	5	-
MOSER, Josh	4	1
MORGAN, Brooks	3	1
BEAVER, Dallas	2	-
HIGGINS, Michael	2	2
WOOD, Max	1	-

REACHED BASE

STREAKS

Player	Longest	Current
PUTNAM, Eli	19	15
MIKA, Matthew	16	-
GELLINGER, Kam	15	6
MARSH, Kyle	13	13
GEORGE, Anthony	12	1
HAMBLIN, Luke	11	-
THOMAS, Rylan	11	6
BOZEMAN, Brennan	10	-
CRILE, Ryan	9	-
PETERSON, Bryce	8	-
MOSER, Josh	8	1
HEISER, Logan	7	-
MORGAN, Brooks	6	2
BEAVER, Dallas	3	-
WOOD, Max	2	1
MURPHY, Austin	2	-
GRIFFIN, Austin	2	-
HIGGINS, Michael	2	2

The Last Time

A UCF Batter Had ...

Pinch Hit Home Run	Ryan Crile, 9th, vs. South Florida (5/18/17)
Leadoff Home Run	Eli Putnam vs. Siena (2/17/17)
Back-to-Back Home Runs	Eli Putnam, Kyle Marsh vs. Tulane (5/25/17)
Back-to-Back-to-Back Home Runs	Darnell Sweeney, Ronnie Richardson, Beau Taylor, seventh inning, vs. Marshall (5/21/11)
Inside the Park HR	Blaine Schulte vs. Monmouth (Game 2, 3/1/03)
Two Home Run Game	Rylan Thomas, vs. Central Michigan (3/10/17)
Three Home Run Game	Chad Ehrnsberger at Samford (4/6/01)
Grand Slam	Kam Gellinger vs. East Carolina (4/14/17)
Walk-Off Home Run	Brooks Morgan vs. Cincinnati (5/26/16)
Walk-Off Hit	Eli Putnam vs. Central Michigan (3/11/17)
Walk-Off BB	BB, Derrick Salberg vs. Presbyterian (3/20/15)
Walk-Off WP	WP, Dylan Moore vs. #9 Louisville-2 (4/17/14)
Walk-Off FC	E6F, David Phrathep vs. LIU Brooklyn (3/11/16)
Five-Hit Game	Ryan Crile vs. Cornell (3/27/16)
Six-Hit Game	Tommy Williams at B-CU (3/17/15)
Four-Double Game	Shane Brown at Tulane (5/22/10)
Three-Triple Game	Wayne Gardner vs. Florida Memorial (1979)
Two-Triple Game	Drake Wade vs. Wagner (3/17/04)
Five-Run Game	Matthew Mika vs. Siena (2/20/16)
Six-Run Game	D.J. Hicks at UAB (4/24/09)
Eight-RBI Game	George Cox vs. Charleston Southern (2/26/02)
Seven-RBI Game	Rylan Thomas, vs. Central Michigan (3/10/17)
Six-RBI Game	Kyle Marsh vs. #2 Florida (3/1/17)
Five-RBI Game	Austin Griffin, vs. LIU Brooklyn (3/13/16)
Hit for the Cycle	Tommy Williams vs. Fairfield (3/13/15)
Stole Three Bases	Dylan Moore vs. Fairfield (3/13/15)
Stole Four Bases	Tyson Auer vs. Michigan State (3/6/07)
Stole Home	James Vasquez vs. Texas Tech (2/23/13)
Home Run in 3-Straight Games	Rylan Thomas, vs. Central Michigan (3/10/17)
Home Run in 4-Straight Games	Jonathan Griffin, April 8-12, 2011
Hit by a pitch twice in one inning	Ronnie Richardson vs. UMass (3/9/12)

A UCF Pitcher Had ...

A Complete Game	Robby Howell vs. UConn (4/21/17)
At Home	Robby Howell vs. UConn (4/21/17)
On Road	Cre Finrock at Rice (3/4/16)
By a Freshman	Cre Finrock vs. USF (5/2/15)
Consecutive Complete Games (3)	Zach Rodgers at Cincinnati (4/4/14) vs. UConn (4/12/14) at Tulane (4/18/15)
A Shutout	Robby Howell vs. JU (3/17/17)
At Home	Robby Howell vs. JU (3/17/17)
On Road	Zach Rodgers at Tulane (4/18/15)
By a Freshman	Mitch Houck at South Florida (4/4/06)
Consecutive Shutouts (3)	Kyle Bono vs. Gardner-Webb (Game 1, 3/13/04) at Campbell (Game 1, 3/20/04), vs. Stetson (Game 2, 3/27/04)
10 Innings Pitched	Jason Arnold vs. Florida Atlantic (3/18/01)
17-Strikeout Game	Tim Bascom vs. Siena (3/5/05)
15-Strikeout Game	Matt Fox at Campbell (3/19/04)
14-Strikeout Game	Brett Bordwine vs. Northeastern (3/7/07)
13-Strikeout Game	Mitch Houck vs. Wagner (3/17/08)
12-Strikeout Game	Mitch Houck vs. Pittsburgh (3/11/08)
11-Strikeout Game	Robby Howell vs. UConn (4/21/17)
10-Strikeout Game	Cre Finrock vs. Texas A&M-Corpus Christi (2/26/16)
5 HBP in a Game	6, Mitch Houck vs. #5 Missouri (2/25/08)
Solo No-Hitter	Pete MacLaughlin vs. Columbia (4/73)
Combined No-Hitter	Mitch Houck (7.0 IP) and Austin Hudson (2.0 IP) vs. Wagner (3/17/08)
One-Hitter	Darren Newlin vs. Belmont (Game 2, 4/17/04)
Two-Hitter	Tim Bascom vs. East Carolina (4/7/06)
Three-Hitter	Robby Howell vs. JU (3/17/17)

Ejection...

Head Coach	Terry Rooney vs. #20 Southern Miss (4/11/11)
Assistant Coach	Kevin Schnall vs. Marshall (4/21/13)
Player	Erik Barber at Tulane (4/17/15)

UCF as a Team...

Shutout an Opponent	12-0 vs. USF (5/26/17)
At Home	15-0 vs. Dartmouth (3/26/17)
On Road	7-0 at East Carolina (4/15/17)
On Neutral Field	12-0 vs. USF (5/26/17)
Back-to-Back Shutouts	11-0 at USF (4/4/06), 8-0 vs. ECU (4/7/06)
Scored 20 Runs in a Game	21 vs. Central Michigan (3/10/17)
At Home	21 vs. Central Michigan (3/10/17)
On Road	29 at UAB (4/24/09)
Scored 10 Runs in an Inning	10 (First) vs. Siena (2/17/17)
20 Hits in a Game	21 vs. Siena (2/17/17)
5 Home Runs in a Game	5 vs. Central Michigan (3/10/17)
4 Home Runs in an Inning	Seventh Inning vs. Marshall (5/21/11)
Drew 10+ Walks	10 vs. Presbyterian (3/22/15)
Left 15 Runners on Base	vs. UConn (4/10/15)
Left 16 Runners on Base	at Marshall (4/23/10)
Left 19 Runners on Base	Monmouth, 16 innings, (3/9/08)
Turned a Triple Play	at Stetson (3/27/07)
	Justin Weiss (P) to Dwayne Bailey (2B) to Kiko Vazquez (1B)
Hit Into a Triple Play	Rich Wallace vs. Siena (3/8/00)
	Mike Cohan (RF) to Corey Blair (1B) to Kevin Murray (3B)

Longest Winning Streak	29 Games (3/8-4/21/95)
Won Against a Ranked Opponent at home	#23 USF (5/20/17)
Won Against a Ranked Opponent on the road	#4 Florida State, 8-3 (5/13/14)
Won Against a Ranked Opponent at Neutral Site	#11 Maryland, 7-6 (2/21/15)
Lost to a Ranked Opponent	vs. #2 Florida State (3/8/17)
Swept a Ranked Opponent (Three Games)	#30 Houston (4/26-28/13)
Swept by a Ranked Opponent (Three Games)	at #24 Ole Miss, (2/28-3/2/14)
Swept a Conference Opponent (Three Games)	ECU (4/13-4/15/17)
Swept a Conference Opponent at Home (Three Games)	Rutgers (4/25-27/14)
Swept a Conference Road Opponent (Three Games)	ECU (4/14-16/17)
Swept a Ranked Opponent on the Road (Three Games)	at #8 Stetson (5/5-6/01)
Swept a Ranked Opponent at Home (Three Games)	#30 Houston (4/26-28/13)
Rallied from a Seven-Run Deficit	Trailed 9-2 entering B8 inning vs. Siena (2/19/16), UCF won 10-9
Rallied from a Nine-Run Deficit	Trailed 9-0 in eighth inn. vs. Campbell (4/4/03), UCF won 10-9 in 12 innings
Rallied from a 10-Run Deficit	Trailed 10-0 in fourth inning vs. Stetson (4/21/09), UCF won 13-12
Committed Six or More Errors	6 vs. UAB (4/6/12)
Did Not Commit an Error in 8-Straight Games	May 6-17, 2011

A UCF Opponent...

Shutout UCF	#2 Florida State, 5-0 (3/9/17)
Shutout UCF in Two-Straight Games	#24 Miami, Jacksonville (3/6-3/8/13)
Hit a Grand Slam	Ben Fultz, at East Carolina (5/18/13)
Stole Home	Nick Cruetz, vs. Columbia (3/15/13)
Threw a No-Hitter	Never
Threw a One-Hitter	Randy Beam *, Florida Atlantic (Game 1, 4/19/03) * (seven innings)
Threw a One-Hitter (More Than One Pitcher)	at #6 Rice, Three pitchers (4/22/07)
Hit Three HR in a Game	Jamie Bruno, Tulane (4/11/09)
Hit an Inside-the-Park HR	Garrett Cannizaro, at Tulane (5/20/10)
Hit for The Cycle	Andrew Garner, vs. Tulane (5/11/13)
Five-Hit Game	Marc Bourgeois, #20 Southern Miss (4/2/11)
Scored 10 Runs in an Inning	13 (Fifth), UAB (C-USA Tourney, 5/24/12)
Had a Pinch-Hit HR	Ashford Fulmer, Houston (5/3/14)
Threw a CG	Anthony Kay, UConn (4/14/15)
Threw a Shutout	Montana Durapau, Bethune-Cookman (2/27/13)
Had 10+ Strikeouts	11, at Miami (5/10/17)
Had 15+ Strikeouts	16, Jon Duplantier, at Rice (3/6/15)
Walk-Off Home Run	Will Allen, at No. 24 Ole Miss (3/1/14)

TOP CROWDS

Rank	Date	Opponent	Attendance
1.	3/3/15	#2 Florida	4,319
2.	3/11/14	#2 Florida State	3,953
3.	3/1/17	#17 Florida	3,852
4.	2/19/13	#17 Florida	3,678
5.	4/20/11	#5 Florida	3,601
6.	3/7/17	#2 Florida State	3,205
7.	3/12/14	#2 Florida State	3,105
8.	3/6/12	#8 Florida State	2,934
9.	3/7/12	#8 Florida State	2,917
10.	3/18/09	#25 Florida	2,758
11.	5/18/12	#4 Rice	2,687
12.	3/9/10	#13 Miami	2,546
13.	2/17/17	Siena	2,621
14.	4/1/08	USF	2,397
15.	3/14/12	#10 Miami	2,298
16.	3/8/17	#2 Florida State	2,226
17.	2/3/01	FIU	2,170
18.	5/19/12	#4 Rice	2,131
19.	2/17/12	LIU Brooklyn	2,038
20.	2/28/15	#18 Ole Miss	2,037

TOP SERIES

Rank	Date	Opponent	Total Attendance
1.	2014	#2 Florida State (2 games)	7,058
2.	2012	#4 Rice	6,601
3.	2012	#8 Florida State (2 games)	5,851
4.	2009	VCU (4 games)	5,582
5.	2017	Siena	5,359
6.	2013	Columbia (4 games)	5,313
7.	2013	Southern Miss	5,210
8.	2004	#21 SJU	5,139
9.	2001	#11 Alabama	5,133
10.	2017	#23 USF	5,040
11.	2012	Memphis	4,808
12.	2012	LIU Brooklyn	4,682
13.	2014	Siena	4,678
14.	2010	Rice	4,660
15.	2013	Siena	4,620
16.	2015	Siena	4,535
17.	2013	Marshall	4,485
18.	2015	#15 Houston	4,233
19.	2012	East Carolina	4,149
20.	2008	Clemson	4,094

SERIES BREAKDOWN

Series	Avg.	R	H	ERA	BB	K
SIENA	.340	27	34	2.00	4	39
Man.	.333	20	32	1.33	4	28
Stoney	.298	18	28	2.33	11	21
C. Mich.	.343	33	36	2.00	5	28
at JU	.287	15	29	3.12	12	15
Dart	.250	19	24	0.67	10	27
Houston	.265	12	26	2.00	4	22
at USF	.229	14	25	5.60	17	28
at ECU	.270	24	31	2.79	16	20
UConn	.317	21	33	3.00	8	27
Memphis	.274	13	26	4.00	10	33
at Tulane	.304	25	34	3.12	8	23
at Cin	.339	24	37	3.81	10	18
USF	.297	16	33	2.48	7	29
AAC	.252	23	35	4.50	17	34

Midweek

UNF	.344	3	10	2.00	3	12
Florida	.321	14	25	2.65	8	12
FSU	.148	2	9	4.50	12	22
Bradley	.305	12	7	2.52	1	12
BCU	.195	5	8	0.82	1	19
JU	.400	10	14	1.00	1	9
Stetson	.226	5	7	3.00	5	9
FAU	.161	3	5	5.00	7	15
Miami	.250	5	9	2.00	2	12



GREG LOVELADY

HEAD COACH - FIRST SEASON

In his first season at UCF, Greg Lovelady took a team that finished in last place in the American Athletic Conference in 2016, and won a regular season championship in 2017. Lovelady was named The American Coach of the Year following the regular season.

Lovelady was named the head baseball coach at UCF on July 11, 2016. He came to Orlando after spending three years as the head coach at Wright State, where he led the Raiders to consecutive runner-up finishes at NCAA Regionals in 2015 and 2016.

As the Raiders' head coach, he has compiled a 124-56 record in three campaigns and was with the Raiders for a total of 12 years. Wright State has won the Horizon League Regular Season or Tournament Championship (or both) in each of Lovelady's three seasons at the helm. He was named the 2014 and 2016 Horizon League Coach of the Year. This past season, Lovelady was also honored as the ABCA/Diamond Mideast Regional Coach of the Year.

In 2015 and 2016, Lovelady's WSU squads reached the championship round at an NCAA Regional. The Raiders won a school-record 46 games this past season, after posting a then-school record 43 wins in 2015.

Lovelady was born in Miami and went on to win two national championships as a player for the hometown Hurricanes. He was the starting catcher on Miami's 1999

and 2001 title squads. He was a team captain on the 2001 championship team and a four-year letterman. Following his playing days, Lovelady began his coaching career with UM from 2002-04. During his time as a player and coach at Miami, Lovelady never missed the postseason and advanced to the super regional round seven times, while earning trips to Omaha and the College World Series five times.

Lovelady spoke with the team Monday night via video conference and later said he is excited joining the Knights.

During the 2016 campaign, Lovelady's Wright State squad led the Horizon League in 14 statistical categories. The Raiders were tops in the league in: hits, walks, runs scored, on-base percentage, slugging percentage, triples, home runs, hit batsmen, sacrifice bunts, sacrifice flies, earned-run average, hits allowed, walks allowed and strikeout-to-walk ratio. Wright State was No. 5 in the nation last season in walks allowed, No. 15 in walks and No. 19 in runs scored.

Prior to becoming head coach at Wright State, he served the Raiders as an assistant or associate head coach from 2005-13. He was the recruiting coordinator, pitching coach and worked with the catchers during that nine-year stretch. The Raiders advanced to the NCAA Tournament in 2006, 2009 and 2011.

Lovelady holds a finance degree from Miami, graduating in 2001.

THE LOVELADY FILE

Born – January 11, 1979

Hometown – Miami

College – Miami (Fla.)

Family – Wife, Lindsay; Sons, Noah and Gavin

Head Coaching Highlights

2017 – American Athletic Conference Coach of the Year

2016 – ABCA/Diamond Mideast Region Coach of the Year

2016 – NCAA Louisville Regional

2016 – Horizon League Regular Season & Tournament Championships

2016 – Horizon League Coach of the Year

2015 – NCAA Champaign Regional

2015 – Horizon League Tournament Championship

2014 – Horizon League Coach of the Year

2014 – Horizon League Regular Season Championship

Head Coaching Record

2017 – 40-20 (15-9 American Athletic Conference)

NCAA Tallahassee Regional

2016 – 46-17 (23-6 Horizon League)


NCAA Louisville Regional Runner-Up

2015 – 43-17 (21-8 Horizon League)

NCAA Champaign Region Runner-Up

2014 – 35-22 (25-4 Horizon League)





RYAN KLOSTERMAN

ASSISTANT COACH - SIXTH SEASON

Ryan Klosterman is in his sixth season as a UCF assistant coach and his first season under UCF head coach Greg Lovelady. Klosterman serves as the Knights hitting coach and

recruiting coordinator.

During his first four campaigns as an assistant coach at UCF, Klosterman was in charge of the Knights' infielders and team defense. In 2016, his final year under former head coach Terry Rooney, he served as associate head coach adding the roles of recruiting coordinator, and hitting coach to his duties.

The UCF defense turned 59 double plays in 2016, which ranked 16th nationally and fourth in program history. Junior slugger Matt Diorio thrived under Klosterman's guidance and was selected in the 16th round of the MLB Draft by the Pittsburgh Pirates. A total of 13 players have been drafted during Klosterman's career at UCF.

Klosterman helped mentor American Athletic Conference First Team members Dylan Moore, Erik Barber and Tommy Williams. The Knights led the nation in a number of offensive categories through the first half of the 2015 season as the program rose to a program-best No. 6 national ranking by Baseball America.

The Knights had a strong defense in 2014 that combined to post a .970 fielding pct. Moore (.990) and James Vasquez led the UCF infield, defensively. Both were named to The American All-Conference Second Team. Moore committed just three errors in 58 games, while tallying 101 putouts and 186 assists.

Vasquez shined defensively under Klosterman's tutelage in 2013 as he held a team-best .987 fielding percentage in 58 starts. Overall, the Knights recorded a .968 fielding percentage and turned 41 double plays.

Infielders D.J. Hicks, Travis Shreve, Darnell Sweeney and Chris Taladay all had strong 2012 campaigns with the help of Klosterman. The Knights registered a .972 fielding percentage, the second-highest mark at UCF since 2001. Working with Hicks during his first full year at first base, Klosterman's guidance saw the All-C-USA First Teamer commit just two errors in 62 games while notching 537 putouts and 31 assists.

Robust 2012 campaigns led both Hicks and Sweeney, members of the Coral Gables All-Regional Team, to professional careers after their junior seasons. Manning shortstop in all but one game that year, Sweeney was drafted by the Los Angeles Dodgers in the 13th round while Hicks was drafted by Minnesota in the 17th.

Prior to his coaching days in Orlando, Klosterman was picked by the Toronto Blue Jays in the fifth round of the 2004 Major League Baseball Draft. He spent eight years until coming to UCF playing

professional baseball, most recently at the Triple-A level for the New Orleans Zephyrs of the Florida Marlins Organization.

Klosterman was a standout infielder at South Lake High School before going on to a successful collegiate career as an infielder at both Clemson and Vanderbilt from 2001-04.

In his junior season with the Commodores, Klosterman was named to the All-SEC First Team as a shortstop, while also being voted as the team's Most Valuable Player and Defensive Player of the Year. In addition to his success on the field, Klosterman was also honored with a spot on the 2004 Verizon Academic All-District IV Second Team and was a member of the Dean's List and the Student-Athlete Honor Roll.

That same year, Klosterman helped lead the Commodores to the NCAA Super Regional in Austin after batting .346 with 91 hits, 72 runs scored and eight triples. Klosterman's eight triples remain a Vanderbilt single-season record.

Klosterman graduated from Vanderbilt in 2004 with a bachelor's degree in human and organizational development with an emphasis in leadership and organizational effectiveness.

He is married to the former Kaitlyn Arpin. The couple wed in September 2013 and currently reside in Orlando, Fla. with their daughter Kinsley Ann.



JUSTIN PARKER

ASSISTANT COACH - FIRST SEASON

Justin Parker was named assistant baseball coach at UCF on July 18, 2016. He joins the Knights from Wright State where he spent three seasons as

pitching coach under new UCF head coach Greg Lovelady.

The Raiders pitching staff enjoyed a great deal of success under Parker. In 2016, Wright State freshman pitcher Caleb Sampen was named Horizon League Newcomer of the Year, while senior ace Jess Scholtens compiled a 10-1 record, which included the first perfect game in school history.

Parker was drafted by the Minnesota Twins in the 43rd round of the 2005 MLB June Amateur Draft from Fort Wayne HS (Fort Wayne, IN) but opted to play for Wright State University. He was drafted again, this time by the Arizona Diamondbacks in the 6th round of the 2008 MLB June Amateur Draft where he spent three years playing for the Diamondbacks minor league affiliates before returning to his alma mater and taking a staff position with the Raiders.

As a player at Wright State, Parker earned first-team Horizon League selections in 2007 and 2008, as well as second team ABCA All Region in 2007, and was an ESPN The Magazine Academic All-America recipient in 2008.

Parker graduated from Wright State with a bachelor's degree in Organizational Leadership in 2012.



RYAN BREEN

VOLUNTEER ASSISTANT - FIRST SEASON

Former Knights standout Ryan Breen enters his first season as the volunteer assistant with the UCF baseball program.

He spent the 2015 campaign as the director of operations. The 2013 graduate comes back to the Knights after playing two seasons with the Rockford Aviators in the Frontier League.

Breen made 189 appearances for coach Rooney from 2010-13 and helped the Knights to a pair of NCAA Regional appearances, including a runner-up finish at the 2012 NCAA Coral Gables Regional. He compiled .270 average with eight homers and 91 RBI during his Knights' career.

The Palm City, Fla., native was honored as a Louisville Slugger Freshman All-American in 2010 after posting .348 average and .435 on-base pct., while tallying five homers, 29 RBI and 46 runs scored.

Over 2014 and 2015 seasons with the Rockford Aviators, Breen recorded a .283 average with 9 doubles, six homers and 31 RBI. He played for the New Jersey Jackals upon completing his UCF career.

Breen earned a bachelor's degree in interpersonal/organizational communications from UCF in 2013.



DREW ROBERTS

DIRECTOR OF OPERATIONS - FIRST SEASON

Drew Roberts joined UCF Baseball as the Director of Operations on August 18, 2016.

Prior to arriving in Orlando, Roberts served as head coach for St. Andrews University from 2012-2016.


At the helm for St. Andrews, Roberts finished each of his four regular seasons above .500, posting an overall record of 107-99. Under his tutelage, 12 players received All-Conference Team awards including Conference Player of the Year and Freshman of the Year honors. Roberts also served as the recruiting coordinator for St. Andrews from 2010-2012.

Roberts started his collegiate coaching career as a Graduate

Assistant Coach with Ohio University (2008-2010) where he received his Master's Degree in Coaching Education. He also holds a B.A. in Public Relations from Xavier University (Cincinnati, OH).

Roberts was a decorated student-athlete at Xavier, receiving many accolades such as Pre-season Atlantic 10 (A-10) Conference Rookie of the Year, multiple A-10 Conference Player of the Week awards, A-10 Commissioners Award, and the Athletic Advisory Board Award for Community Service.

In the Summer of 2016, Roberts led a team of high school players from around the nation to a competition in Apeldoorn, The Netherlands where the squad won the Robur58 Series. The Robur58 series was part of an international competition organized by Student Athlete World, an organization founded by former college coaches.



#35 JASON BAHR

RJR. - RHP - 6-5/190 - LONGWOOD, FLA./LAKE MARY

REDSHIRT JUNIOR (2017)

- Started first four games as the Sunday stater, tallying 28 strikeouts over 20.0 innings of work

- Registered a pair of nine strikeout performances over 5.1 innings vs.

Manhattan (2/26) and Central Michigan (3/11)

- Made the move to the bullpen and did not allow a run in first eight innings, while fanning 16

- Struck out all six batters faced against Memphis (4/28)

- Earned first collegiate save by fanning two hitters over two innings to secure a 3-2 win vs. USF (5/20) to clinch The American Regular Season Championship

REDSHIRT FRESHMAN (2015)

- Notched one strikeout in 0.2 innings of work

- Named a Florida Collegiate Summer League All-Star with the Sanford River Rats

PRIOR TO UCF

- Four-year letter winner at Lake Mary High School for head coach Allen Tuttle

- Named to the 2013 Prefect Game Preseason All-Florida Region Honorable Mention

- Competed with the Orlando Scorpions during the summer

PERSONAL

- Born Feb. 15, 1995 in Orlando, Fla.

- Son of Steve and Terri Bahr

- Majoring in Economics

SINGLE-GAME HIGHS

Innings.....8.1, at Houston (4/8/16)

Walks4-7x, at USF (5/1/16)

Strikeouts.....11, vs. Fairfield (3/13/15)

Batters Faced.....32-2x, at Rice (3/4/16)

Putouts4, at ECU (4/25/15)

Assists5, at Houston (4/8/16)

REDSHIRT SOPHOMORE (2016)

- Helped the Altamonte Springs Boom to the Florida Collegiate Summer League title, closing the door in ninth inning of a 5-4 victory

2017 GAME-BY-GAME

Date	Opponent	GS	IP	H	R	ER	BB	SO	2B	3B	HR	WP	BK	HBP	IBB	Score	W-L	Sv	ERA	NP
Feb 19	SIENA	*	4.0	5	2	2	0	5	0	0	1	0	0	1	0	7-2	0-0	0	4.50	62
Feb 26	MANHATTAN	*	5.1	2	1	1	2	9	0	0	0	0	0	0	0	7-2	0-0	0	2.89	76
Mar 05	STONY BROOK	*	5.1	4	2	2	2	5	1	0	0	0	0	0	0	3-2	0-0	0	3.07	98
Mar 11	CENTRAL MICHIGAN	*	5.1	5	4	4	1	9	1	1	0	0	0	0	0	5-4	0-0	0	4.05	82
Mar 18	at Jacksonville		1.0	0	0	0	0	1	0	0	0	0	0	0	0	10-3	0-0	0	3.86	5
Mar 21	at Bethune-Cookman		2.0	2	0	0	0	3	0	0	0	0	0	1	0	5-4	0-0	0	3.52	33
Mar 26	DARTMOUTH		1.0	0	0	0	0	3	0	0	0	0	0	0	0	15-0	0-0	0	3.38	14
Mar 28	JACKSONVILLE		1.2	1	0	0	0	4	0	0	0	0	0	0	0	10-1	0-0	0	3.16	31
Apr 02	HOUSTON		2.0	1	0	0	0	2	1	0	0	0	0	0	0	6-1	0-0	0	2.93	24
Apr 05	STETSON		1.0	0	0	0	1	3	0	0	0	0	0	0	0	5-3	0-0	0	2.83	21
Apr 07	at USF		2.0	1	1	1	2	5	0	0	1	0	0	0	0	4-5	0-0	0	2.93	40
Apr 09	at USF		1.2	3	1	1	0	2	1	0	0	1	0	0	0	5-7	0-0	0	3.06	28
Apr 14	at East Carolina		2.0	2	2	2	0	1	0	0	1	0	0	0	0	9-4	0-0	0	3.41	34
Apr 18	BETHUNE-COOKMAN		2.0	0	0	0	0	3	0	0	0	0	0	0	0	5-1	0-0	0	3.22	31
Apr 22	UCONN		4.1	2	1	1	1	4	1	0	1	0	0	0	0	5-6	0-1	0	3.10	51
Apr 28	MEMPHIS		2.0	1	0	0	1	6	0	0	0	0	0	0	0	7-4	0-1	0	2.95	38
Apr 30	MEMPHIS		1.1	0	0	0	1	2	0	0	0	0	0	0	0	2-1	0-1	0	2.86	18
May 06	at Tulane		2.1	0	0	0	1	4	0	0	0	0	0	0	0	3-4	0-1	0	2.72	29
May 10	at Miami (FL)		2.0	3	1	1	0	4	0	0	0	0	0	0	0	5-2	0-1	0	2.79	35
May 13	at Cincinnati		2.0	1	0	0	1	4	0	0	0	0	0	0	0	3-1	0-1	0	2.68	32
May 18	USF		1.1	1	1	1	1	3	0	0	0	0	0	0	0	4-7	0-1	0	2.79	35
May 20	USF		2.0	1	0	0	0	2	0	0	0	0	0	0	0	3-2	0-1	1	2.68	21
May 26	vs East Carolina	*	4.0	3	2	2	0	5	0	0	2	0	0	2	0	0-4	0-2	1	2.81	65
Totals		5	57.2	38	18	18	14	89	5	1	6	1	0	4	0	128-70	0-2	1	2.81	-

CAREER STATISTICS

Year	era	w-l	app	gs	cg	sho	sv	ip	h	r	er	bb	so	2b	3b	hr	bf	bavg	wp	hbp	bk	sfa	sha
2015	0.00	0-0	1	0	0	0/0	0	0.2	0	0	0	3	1	0	0	5	.000	0	0	0	0	0	0
2017	2.81	0-2	23	5	0	0/1	1	57.2	38	18	18	14	89	5	1	6	226	.184	1	4	0	0	1
TOTAL	2.78	0-2	24	5	0	0/1	1	58.1	38	18	18	17	90	5	1	6	231	.182	1	4	0	0	1



#38 DALLAS BEAVER

FR. - C - 6-2/230 - KISSIMMEE, FLA./OSCEOLA

FRESHMAN (2017)

- Made three starts behind the plate and 19 appearances
- Picked up first collegiate hit, a double, vs. Dartmouth (3/26)
- Belted a solo homer at Cincinnati (5/12),

PERSONAL

- Born Oct. 26 1997 in Jacksonville, Fla.
- Son of Jeremy and Karla Beaver
- Majoring in Criminal Justice

SINGLE-GAME HIGHS

- Hits1-3x, at FAU (5/16/17)
- Doubles..... 1 vs. Dartmouth (3/26/17)
- Triples
- Home Runs..... 1 at Cincinnati (5/12/17)
- RBI2-6x, vs. Cincinnati (5/17/16)
- Runs..... 1-3x, at Cincinnati (5/12/17)
- Walks 1-2x, USF (5/18/17)
- At Bats 2 at North Florida (5/2/17)
- Putouts 8 vs. Manhattan (2/26)
- Assists 1 vs. Siena (2/18)

PRIOR TO UCF

- Led the Kowboys in all hitting categories batting .485, with five home runs and 10 doubles
- Named All-County, All-Conference and team MVP his senior year at Osceola H.S.
- Led Heritage Christian in all hitting categories four-straight years (8th-11th grade) and won four-consecutive conference titles, team MVP, and conference MVP awards.

2017 GAME-BY-GAME

Date	Opponent	Pos	AB	R	H	RBI	2B	3B	HR	BB	SB	CS	HBP	SAC	SF	GDP	K	PO	A	E	Avg
Feb 17	SIENA	ph/c	1	0	0	0	0	0	0	0	0	0	0	0	0	0	0	4	0	0	.000
Feb 18	SIENA	*c	2	0	0	0	0	0	0	0	0	0	0	0	0	0	0	6	1	0	.000
Feb 19	SIENA	ph	1	0	0	0	0	0	0	0	0	0	0	0	0	0	0	0	0	0	.000
Feb 24	MANHATTAN	ph	1	0	0	0	0	0	0	0	0	0	0	0	0	0	0	0	0	0	.000
Feb 25	MANHATTAN	ph/c	1	0	0	0	0	0	0	0	0	0	0	0	0	0	1	2	0	0	.000
Feb 26	MANHATTAN	*c	1	0	0	0	0	0	0	0	0	0	0	1	0	0	0	8	0	0	.000
Mar 03	STONY BROOK	*c	1	1	0	0	0	0	0	0	0	0	1	0	0	0	0	3	0	0	.000
Mar 08	FLORIDA STATE	ph	1	0	0	0	0	0	0	0	0	0	0	0	0	0	1	0	0	0	.000
Mar 10	CENTRAL MICHIGAN	dh	2	0	0	0	0	0	0	0	0	0	0	1	0	0	0	1	0	0	.000
Mar 18	at Jacksonville	ph	0	0	0	0	0	0	0	1	0	0	0	0	0	0	0	0	0	0	.000
Mar 26	DARTMOUTH	ph	1	1	1	0	1	0	0	0	0	0	0	0	0	0	0	0	0	0	.083
Apr 14	at East Carolina	c	0	0	0	0	0	0	0	0	0	0	0	0	0	0	0	1	0	0	.083
May 02	at North Florida	ph	2	0	0	0	0	0	0	0	0	0	0	0	0	0	1	0	0	0	.071
May 05	at Tulane	ph/c	1	0	0	0	0	0	0	0	0	0	0	0	0	0	0	2	0	0	.067
May 12	at Cincinnati	ph	1	1	1	1	0	0	1	0	0	0	0	0	0	0	0	0	0	0	.125
05/16/17	at Florida Atlantic	ph	1	0	1	0	0	0	0	0	0	0	0	0	0	0	0	0	0	0	.176
May 18	USF	ph	0	0	0	0	0	0	0	1	0	0	0	0	0	0	0	0	0	0	.176
May 23	vs East Carolina	ph	1	0	0	0	0	0	0	0	0	0	0	0	0	0	1	0	0	0	.167
May 26	vs USF	c	0	0	0	0	0	0	0	0	0	0	0	0	0	0	0	1	0	0	.167
Totals		3gs	18	3	3	1	1	0	1	2	0	0	2	1	0	0	5	27	1	0	.167

CAREER STATISTICS

Year	avg	gp-gs	ab	r	h	2b	3b	hr	rbi	tb	slg%	bb	hbp	so	gdp	ob%	sf	sh	sb-att	po	a	e	fld%
2017	.167	19-3	18	3	3	1	0	1	1	7	.389	2	2	5	0	.318	0	1	0-0	27	1	0	1.000
TOTAL	.167	19-3	18	3	3	1	0	1	1	7	.389	2	2	5	0	.318	0	1	0-0	27	1	0	1.000



#21 BRENNAN BOZEMAN

SR. - INF - 6-1/185 - BATON ROUGE, LA./PARKVIEW BAPTIST (LSU EUNICE)

SENIOR (2017)

- Made 40 starts at shortstop
- Registered 11 multi-hit and four multi-RBI games
- Missed 3/2-4/4 recovering from an injury
- Recorded three hits and two RBI to

- Missed 20 games from 3/20 to 4/23 with an injury

PRIOR TO UCF

- Recognized as the 2015 NJCAA DII National Defensive Player of the Year and NJCAA DII National Golden Glove Player of the Year after compiling a .983 fielding pct.
- Two-time LSU Defensive Player of the Year and LSU Academic Award recipient
- 2015 NJCAA Division II World Series Champions
- Compiled a .308 avg. with 65 hits, 25 RBI and 70 runs scored as a sophomore
- Four-year letterwinner for head coach Darron Mitchell at Parkview Baptist High School
- Named the MVP of the 2013 3A State Championship game
- Earned the Eagles' Golden Glove award as a junior and senior and Big Stick award as a junior
- Two-time all-state and all-district team honoree
- Also played quarterback for the Eagles and helped team win the 2010 and 2012 3A Football State Championship
- Selected as a finalist for the Warrick Dunn Athlete of the Year award

- Secretary of the 2015 LSUE Student Government Association

PERSONAL

- Born June 3, 1995 in Baton Rouge, La.
- Son of Terry and Lisa Bozeman
- Brother Kellen played baseball at LSUE and Delta State
- Majoring in Mechanical Engineering

- open the campaign vs. Siena (2/17)
- Tallied two hits and drove in three runs vs. Manhattan (2/26)
- Delivered three hits, including a double, and two RBI vs. UConn (4/21)
- Registered two hits and drove in a run vs. Memphis (4/30)
- Posted a pair of hits and one RBI at Tulane (5/5)
- Went 3-for-5 with one RBI at Cincinnati (5/14)
- Tallied a pair of hits in the first two games vs. USF (5/18-19)

JUNIOR (2016)

- Started 36 games (34 SS/2 DH)
- Registered 13 multi-hit and six multi-RBI games
- Reached base in 24-straight games (3/4 to 5/19)

2017 GAME-BY-GAME

Date	Opponent	Pos	AB	R	H	RBI	2B	3B	HR	BB	SB	CS	HBP	SAC	SF	GDP	K	PO	A	E	Avg	
Feb 17	SIENA	*ss	6	2	3	2	1	0	0	0	0	0	0	0	0	0	1	0	3	0	.500	
Feb 18	SIENA	*ss	3	0	1	1	0	0	0	1	1	0	0	0	0	0	0	1	1	0	.444	
Feb 19	SIENA	*ss	3	1	0	0	0	0	0	1	1	0	0	0	0	0	0	1	4	0	.333	
Feb 21	NORTH FLORIDA	*ss	4	0	2	0	1	0	0	0	0	0	0	0	0	0	0	1	2	0	.375	
Feb 24	MANHATTAN	*ss	2	2	0	1	0	0	0	0	0	0	3	0	0	0	0	1	3	1	.333	
Feb 25	MANHATTAN	*ss/3b	4	2	2	0	0	0	0	1	0	0	0	0	0	0	0	1	4	0	.364	
Feb 26	MANHATTAN	*ss	4	1	2	3	0	0	0	0	0	0	0	0	0	0	0	2	3	0	.385	
Feb 28	at Florida	*ss	5	0	0	0	0	0	0	0	0	0	0	0	0	0	0	1	1	1	.323	
Mar 01	FLORIDA	*ss	3	0	0	0	0	0	0	0	0	0	0	0	0	0	0	0	1	1	.294	
Apr 05	STETSON	*ss	3	0	0	0	0	0	0	0	0	0	0	0	0	0	0	2	3	0	.270	
Apr 07	at USF	*ss	4	0	0	0	0	0	0	0	0	0	0	0	0	0	2	2	2	0	.244	
Apr 08	at USF	*ss	4	1	1	1	0	0	0	0	0	0	0	0	0	0	1	1	3	0	.244	
Apr 09	at USF	*ss	3	1	1	0	0	0	0	1	0	0	0	0	0	0	1	2	2	0	.250	
Apr 11	FAU	*ss	4	0	0	0	0	0	0	0	0	0	0	0	0	0	1	1	3	0	.231	
Apr 13	at East Carolina	*ss	6	0	1	1	0	0	0	0	0	0	0	0	0	0	0	3	2	0	.224	
Apr 14	at East Carolina	*ss	3	1	1	1	0	0	0	1	1	0	0	0	0	0	1	2	2	0	.230	
Apr 15	at East Carolina	*ss	4	0	1	1	0	0	0	0	0	0	0	0	0	0	0	3	5	0	.231	
Apr 18	BETHUNE-COOKMAN	*ss	4	1	1	1	0	0	0	0	1	0	0	0	0	1	0	0	4	0	.232	
Apr 21	UCONN	*ss	3	0	0	1	0	0	0	1	0	0	0	0	0	0	1	1	3	0	.222	
Apr 22	UCONN	*ss	3	0	0	1	0	0	0	1	0	0	0	0	0	0	1	2	3	0	.213	
Apr 23	UCONN	*ss	4	0	3	2	1	0	0	0	0	1	0	0	0	0	1	0	2	1	.241	
Apr 28	MEMPHIS	*ss	2	2	1	0	0	0	0	2	1	0	0	0	0	0	0	1	2	0	.247	
Apr 29	MEMPHIS	*ss	4	1	2	1	0	0	0	0	0	0	1	0	0	0	0	1	3	0	.259	
Apr 30	MEMPHIS	*ss	3	0	1	0	0	0	0	0	0	0	0	0	0	0	0	2	5	0	.261	
May 02	at North Florida	*ss	4	0	0	0	0	0	0	0	0	0	0	0	0	0	0	2	4	2	.250	
May 05	at Tulane	*ss	4	2	2	1	1	0	0	0	0	2	0	1	0	0	1	0	2	1	.260	
May 06	at Tulane	*ss	4	1	1	1	1	0	0	0	0	0	0	0	0	0	1	1	6	2	.260	
May 07	at Tulane	*ss	6	0	1	1	0	0	0	0	0	0	0	0	0	0	0	0	7	0	.255	
May 10	at Miami (FL)	*ss	5	0	2	0	1	0	0	0	1	0	0	0	0	0	0	2	1	0	.261	
May 12	at Cincinnati	*ss	5	2	1	1	0	0	0	1	1	0	0	0	0	0	0	0	5	0	.259	
May 13	at Cincinnati	*ss	4	0	0	0	0	0	0	0	0	0	0	0	0	1	0	1	2	0	.250	
May 14	at Cincinnati	*ss	5	2	3	1	0	0	1	0	0	0	0	0	0	0	0	1	3	0	.264	
05/16/17	at Florida Atlantic	*ss	4	0	1	0	0	0	0	1	0	0	0	0	0	0	1	2	2	0	.264	
May 18	USF	*ss	5	1	2	0	0	0	0	0	0	0	0	0	0	0	1	1	7	1	.269	
May 19	USF	*ss	5	1	2	0	0	0	0	0	0	0	0	0	0	0	0	0	1	1	.273	
May 20	USF	*ss	4	1	1	0	1	0	0	0	0	0	0	0	0	0	1	1	4	0	.273	
May 23	vs East Carolina	*ss	4	0	0	0	0	0	0	0	0	0	0	0	0	0	0	1	3	0	.265	
May 25	vs Tulane	*ss	3	0	0	0	0	0	0	1	0	0	1	0	0	0	0	1	0	0	.260	
May 26	vs USF	*ss	6	0	1	2	0	0	0	0	0	0	0	0	0	0	0	1	6	0	.256	
May 26	vs East Carolina	*ss	4	0	0	0	0	0	0	0	0	0	0	0	0	0	0	0	2	0	.250	
Totals			40gs	160	25	40	24	7	0	1	12	9	1	6	0	0	3	14	47	120	10	.250

SINGLE-GAME HIGHS

- Hits 4, at Rice (3/6/16)
- Doubles..... 1-7x, USF (5/20/17)
- Triples 1, vs. Brown (3/20/16)
- Home Runs..... 1, at Cincinnati (5/12/17)
- RBI 3, MANHATTAN (2/26/17)
- Runs 2-9x, USF (5/19/17)
- Walks 2-2x, MEMPHIS (4/29/17)
- At Bats 6-4x, at Tulane (5/7/17)
- Putouts 5, vs. Miami (3/16/16)
- Assists 7-2x, USF (5/18/17)

CAREER STATISTICS

Year	avg	gp-gs	ab	r	h	2b	3b	hr	rbi	tb	slg%	bb	hbp	so	gdp	ob%	sf	sh	sb-att	po	a	e	fld%
2016	.299	39-39	157	17	47	5	1	0	22	54	.344	18	5	19	3	.389	0	1	9-17	61	102	5	.970
2017	.250	40-40	160	25	40	7	0	1	24	50	.313	12	6	14	3	.326	0	0	9-10	47	120	10	.944
TOTAL	.274	79-79	317	42	87	12	1	1	46	104	.328	30	11	33	6	.358	0	1	18-27	108	222	15	.957



#40 DREW FAINTICH

SR. - LHP - 6-2/245 - TALLAHASSEE, FLA./CHILES

SENIOR (2017)

- Made eight appearances out of the bullpen
- Tallied three strikeouts in one inning of work vs. Central Michigan (3/10)

FRESHMAN (2014)

- Made one appearance on the mound, striking out one at Ole Miss (3/2)

PRIOR TO UCF

- Four-year letterwinner in both baseball as a pitcher and football as a defensive end, coached by Mike Posey and Robert Craft
- Won MVP of the Babe Ruth World Series Championship Game during freshman season
- As a sophomore, earned a spot in the Perfect Game Junior National Showcase
- Had a huge dual-sport year in 2011, going 4-3 with a 1.55 ERA on the mound and winning the class 3A state championship in football with an undefeated 13-0 record
- Earned All-Big Bend and Perfect Game All-America honors after going 5-1 with a 2.16 ERA and 48 strikeouts as a senior
- Threw a pair of scoreless innings at both the Perfect Game National Showcase and the Florida Diamond Club

SINGLE-GAME HIGHS

- Innings..... 1.2, at Florida (3/4/16)
- Walks..... 2-7x, FSU (3/8/17)
- Strikeouts..... 3-2x, CMU (3/10/17)
- Batters Faced..... 6-3x, at UConn (5/14/16)
- Putouts 1-2x, at UConn (5/14/16)
- Assists 1, at Rice (3/6/16)

JUNIOR (2016)

- Made 22 appearances as a left-handed specialist

SOPHOMORE (2015)

- Appeared in 14 contests as a reliever
- Compiled a 0.00 ERA with 18 strikeouts in 9.1 innings of work
- Held opponents to a .038 batting avg., only allowing one hit
- Fanned two batters in one inning of relief vs. Siena (2/15)
- Added a pair of punch outs in registering three outs vs. Bethune-Cookman (2/18)
- Recorded two strikeouts against No. 11 Maryland (2/21)
- Struck out one hitter in two relief outings vs. Ole Miss (2/27-3/1)
- Tallied three strikeouts in 1.2 innings at Florida (3/4)
- Sent down both batters faced in a relief appearance at Jacksonville (3/24)
- Fanned two batters against UConn (4/11) in one inning of work
- Helped the Lima Locos to the Great Lakes Summer League Championship and was named a Top GLSL Prospect by Perfect Game
- Compiled a league-best 0.65 ERA and 2-0 mark with 20 strikeouts in 13.2 frames of work

PERSONAL

- Born in Tallahassee, Fla.
- Son of Stephen and Myra Faintich
- Has one sister, Courtney
- Majoring is Business Finance

2017 GAME-BY-GAME

Date	Opponent	GS	IP	H	R	ER	BB	SO	2B	3B	HR	WP	BK	HBP	IBB	Score	W-L	Sv	ERA	NP
Feb 17	SIENA		0.2	0	0	0	0	0	0	0	0	0	0	0	0	17-6	0-0	0	0.00	2
Feb 19	SIENA		0.0	0	0	0	0	0	0	0	0	0	0	0	0	7-2	0-0	0	0.00	-
Feb 21	NORTH FLORIDA		0.1	0	0	0	0	0	0	0	0	0	0	0	0	3-2	0-0	0	0.00	5
Feb 26	MANHATTAN		0.0	0	0	0	0	0	0	0	0	0	0	0	0	7-2	0-0	0	0.00	7
Feb 28	at Florida		0.0	0	0	0	1	0	0	0	0	0	0	0	0	3-4	0-0	0	0.00	5
Mar 08	FLORIDA STATE		0.0	0	2	2	2	0	0	0	0	0	0	0	0	0-5	0-0	0	18.00	10
Mar 10	CENTRAL MICHIGAN		1.0	1	0	0	1	3	0	0	0	0	0	0	0	21-1	0-0	0	9.00	24
Apr 11	FAU		0.0	0	1	0	0	1	0	0	0	2	0	0	0	3-8	0-0	0	9.00	3
Totals		0	2.0	1	3	2	4	4	0	0	0	2	0	0	0	61-30	0-0	0	9.00	-

CAREER STATISTICS

Year	era	w-l	app	qs	cq	sho	sv	ip	h	r	er	bb	so	2b	3b	hr	bf	bavq	wp	hbp	bk	sfa	sha
2014	13.50	0-0	1	0	0	0/0	0	0.2	0	1	1	1	1	0	0	0	4	.000	3	1	0	1	0
2015	0.00	0-0	14	0	0	0/1	0	9.1	1	0	0	12	18	0	0	0	40	.038	4	1	0	1	0
2016	4.82	0-0	23	0	0	0/2	0	9.1	4	5	5	12	11	1	0	0	47	.133	10	5	0	0	0
2017	9.00	0-0	8	0	0	0/0	0	2.0	1	3	2	4	4	0	0	0	13	.111	2	0	0	0	0
TOTAL	3.38	0-0	46	0	0	0/3	0	21.1	6	9	8	29	34	1	0	0	104	.091	19	7	0	2	0



#10 ANTHONY GEORGE

So. - C/INF - 5-10/190 - OVIEDO, FLA./HAGERTY

SOPHOMORE (2017)

- Started 27 games behind the plate and appeared in 42 contests
- Tallied six multi-hit and three multi-RBI games
- Posted two hits, including a triple, and two RBI vs. Central Michigan

PRIOR TO UCF

- Two-year letterwinner for head coach Jered Goodwin at Hagerty High School
- Aided the Huskies to a district and regional championship
- Named to the All-SAC First Team following senior campaign
- Recognized as an FACA and 8A All-Star
- Selected to the All-SAC Second Team after junior season
- Competed in the summer for FTB Chandler coached by Jared Goodwin

SINGLE-GAME HIGHS

- Hits 4, at Cincinnati (5/12/17)
- Doubles..... 1-4x, at Cincinnati (5/2/17)
- Home Runs..... 1-2x, at Cincinnati (5/1/17)
- RBI 3-2x, at Cincinnati (5/12/17)
- Runs 3, BRADLEY (3/14/17)
- Walks 2-2x, at ECU (4/15/17)
- At Bats 5-3x, at Cincinnati (5/12/17)
- Putouts 13, USF (5/18/17)
- Assists 2-2x, at Tulane (5/5/17)

(3/10)

- Added a pair of base knocks and two RBI at Jacksonville (3/19)
- Delivered three hits vs. UConn (4/23)
- Went 4-for-5 with a double, home run and three RBI at Cincinnati (5/13)

PERSONAL

- Born Oct. 28, 1996 in Orlando, Fla.
- Son of Anthony and Susan George
- Majoring in Sport and Exercise Science

FRESHMAN (2016)

- Started 17 games at catcher
- Belted a three-run homer v.s LIU (3/12)

2017 GAME-BY-GAME

Date	Opponent	Pos	AB	R	H	RBI	2B	3B	HR	BB	SB	CS	HBP	SAC	SF	GDP	K	PO	A	E	Avg
Feb 18	SIENA	c	1	0	0	0	0	0	0	0	0	0	0	0	0	0	1	6	0	0	.000
Feb 19	SIENA	c	0	0	0	0	0	0	0	0	0	0	0	0	0	0	0	1	0	0	.000
Feb 24	MANHATTAN	c	1	0	0	0	0	0	0	0	0	0	0	0	0	0	1	2	0	0	.000
Feb 26	MANHATTAN	c	2	0	0	0	0	0	0	0	0	0	0	0	0	0	0	4	0	0	.000
Feb 28	at Florida	c	1	0	0	0	0	0	0	0	0	0	0	0	0	0	0	1	0	0	.000
Mar 03	STONY BROOK	c	2	0	0	0	0	0	0	0	0	0	0	0	0	0	2	4	0	0	.000
Mar 05	STONY BROOK	*c	3	0	1	0	0	0	0	0	0	0	0	0	0	0	0	9	0	0	.100
Mar 08	FLORIDA STATE	c	0	0	0	0	0	0	0	0	0	0	0	0	0	0	0	3	0	0	.100
Mar 10	CENTRAL MICHIGAN	ph/c	2	2	2	2	0	1	0	1	0	0	0	0	0	0	0	0	1	0	.250
Mar 11	CENTRAL MICHIGAN	*c	4	0	2	0	0	0	0	0	0	0	0	0	0	0	1	9	0	0	.312
Mar 14	BRADLEY	*c	3	3	1	0	0	1	0	1	0	0	1	0	0	0	1	11	1	0	.316
Mar 18	at Jacksonville	*c	5	0	2	2	1	0	0	0	0	0	0	0	0	0	1	6	0	0	.333
Mar 19	at Jacksonville	c	1	0	1	0	0	0	0	0	0	0	0	0	0	0	0	2	0	0	.360
Mar 21	at Bethune-Cookman	*c	3	0	0	0	0	0	0	0	0	0	0	0	0	0	0	13	0	0	.321
Mar 25	DARTMOUTH	*c	4	0	1	0	0	0	0	0	0	0	0	0	0	0	1	10	2	0	.312
Mar 26	DARTMOUTH	c	0	0	0	0	0	0	0	0	0	0	0	0	0	0	0	0	0	0	.312
Mar 28	JACKSONVILLE	*c	3	0	1	1	0	0	0	0	0	0	0	0	0	0	1	7	0	0	.314
Apr 02	HOUSTON	*c	4	0	1	0	0	0	0	0	0	0	0	0	0	0	0	9	1	0	.308
Apr 08	at USF	c	0	0	0	0	0	0	0	0	0	0	0	0	0	0	0	0	0	0	.308
Apr 09	at USF	*c	4	0	2	0	1	0	0	0	0	0	0	0	0	0	1	8	0	0	.326
Apr 11	FAU	*c	2	1	1	0	0	0	0	1	0	0	0	0	0	0	0	15	0	1	.333
Apr 13	at East Carolina	*c	4	1	1	0	0	0	0	1	0	0	0	0	0	0	1	7	0	0	.327
Apr 14	at East Carolina	*c	1	0	0	0	0	0	0	0	0	0	1	0	0	0	1	6	0	0	.320
Apr 15	at East Carolina	*c	2	1	1	0	0	0	0	2	0	0	0	0	0	0	0	7	1	0	.327
Apr 18	BETHUNE-COOKMAN	*c	4	0	1	1	0	0	0	0	0	0	0	0	0	0	0	8	1	0	.321
Apr 21	UCONN	*c	4	0	1	0	0	0	0	0	0	0	0	0	0	0	0	10	1	0	.317
Apr 22	UCONN	*c	4	0	1	0	0	0	0	0	0	0	0	0	0	0	2	7	1	0	.312
Apr 23	UCONN	*c	4	1	3	1	0	0	0	0	1	0	0	0	0	0	0	9	0	0	.338
Apr 28	MEMPHIS	*c	3	1	0	0	0	0	0	0	1	0	0	0	0	0	1	12	0	0	.324
Apr 29	MEMPHIS	*c	4	0	0	0	0	0	0	0	0	0	0	0	0	0	0	10	0	1	.307
Apr 30	MEMPHIS	c	0	0	0	0	0	0	0	0	0	0	0	0	0	0	0	0	0	0	.307
May 02	at North Florida	*c	3	0	0	0	0	0	0	0	0	0	0	0	0	0	1	5	1	0	.295
May 05	at Tulane	*c	3	0	0	0	0	0	0	0	0	0	0	1	0	0	0	8	2	0	.284
May 07	at Tulane	c	0	0	0	0	0	0	0	0	0	0	0	0	0	0	0	1	0	0	.284
May 10	at Miami (FL)	c	1	1	1	0	0	0	0	0	0	0	0	0	0	0	0	6	0	0	.293
May 12	at Cincinnati	*c	5	2	4	3	1	0	1	0	0	0	0	0	0	0	0	5	0	0	.322
May 13	at Cincinnati	*c	3	0	0	0	0	0	0	0	0	0	0	0	0	0	0	7	1	0	.311
May 14	at Cincinnati	c	1	0	1	0	0	0	0	0	0	0	0	0	0	0	0	1	0	0	.319
May 18	USF	*c	4	0	0	0	0	0	0	0	0	0	0	0	0	0	2	13	0	0	.305
May 19	USF	*c	2	0	0	0	0	0	0	2	1	0	0	0	0	0	0	7	1	0	.299
May 20	USF	*c	3	0	0	0	0	0	0	0	0	0	0	0	0	1	1	11	0	0	.290
May 23	vs East Carolina	*c	2	0	1	0	0	0	0	0	0	0	0	0	0	0	0	7	0	0	.294
Totals		27gs	102	13	30	10	3	2	1	8	3	0	2	1	0	1	19	267	14	2	.294

CAREER STATISTICS

Year	avg	gp-gs	ab	r	h	2b	3b	hr	rbi	tb	slg%	bb	hbp	so	gdp	ob%	sf	sh	sb-att	po	a	e	fld%
2016	.148	26-17	61	6	9	1	0	1	9	13	.213	6	4	18	1	.264	1	3	2-2	136	16	2	.987
2017	.294	42-27	102	13	30	3	2	1	10	40	.392	8	2	19	1	.357	0	1	3-3	267	14	2	.993
TOTAL	.239	68-44	163	19	39	4	2	2	19	53	.325	14	6	37	2	.321	1	4	5-5	403	30	4	.991



#15 AUSTIN GRIFFIN

SR. - INF - 6-3/250 - KELLAR, TEXAS/KELLER CENTRAL (NE TEXAS C.C.)

SENIOR (2017)

- Drove in a run on a bases loaded walk vs. Manhattan (2/24)
- Drew a pair of walks vs. Bradley (3/14)

PRIOR TO UCF

- Spent two seasons with Northeast Texas Community College in Mount Pleasant, Texas
- Two-time All-Conference first baseman
- Posted a .391 average with 10 homers and 39 RBI as a sophomore
- Four-year letterwinner for head coach David Zeigler at Keller Central High School
- First player to earn four letters in baseball at KCHS
- Selected as the Chargers' MVP at shortstop as a junior and third base as a sophomore
- Participated with the Texas STIX coached by Shane Davenport during the summer
- Aided the STIX to the Connie Mack World Series in Farmington, N.M.

SINGLE-GAME HIGHS

- Hits 3-2x, at UConn (5/14/16)
- Doubles..... 2, at Rice(3/16/16)
- Triples
- Home Runs.....2, at FSU (3/23/16)
- RBI5, LIU (3/13/16)
- Runs.....3, LIU (3/13/16)
- Walks2-6x, BRADLEY (3/14/17)
- At Bats5-5x, LIU (3/13/16)
- Putouts16, LIU (3/11/16)
- Assists3-3x, CORNELLI (3/27/16)

JUNIOR (2016)

- Started 51 games (41 1B/5 OF/5 DH)
- The American Honor Roll (3/14)
- Recorded nine multi-hit and 10 multi-RBI games
- Belted a grand slam vs. Bethune-Cookman (2/23) to cap a 12-7 victory
- Hit second grand slam vs. LIU (3/13)
- Blasted third granny of the season against Cornell (3/26)

PERSONAL

- Born Dec. 8, 1994 in Garland, Texas
- Son of David and Miyuki Griffin
- Father played college football
- Cousin Brian played men's soccer at UCF and graduated in 2006
- Majoring in Business Administration

2017 GAME-BY-GAME

Date	Opponent	Pos	AB	R	H	RBI	2B	3B	HR	BB	SB	CS	HBP	SAC	SF	GDP	K	PO	A	E	Avg
Feb 17	SIENA	1b	1	0	0	0	0	0	0	0	0	0	0	0	0	0	0	1	0	0	.000
Feb 21	NORTH FLORIDA	1b	0	0	0	0	0	0	0	0	0	0	0	0	0	0	0	2	0	0	.000
Feb 24	MANHATTAN	*dh	1	0	0	1	0	0	0	1	0	0	0	0	0	0	0	0	0	0	.000
Feb 25	MANHATTAN	ph/1b	1	0	0	0	0	0	0	0	0	0	0	0	0	0	0	2	0	0	.000
Feb 26	MANHATTAN	1b	1	0	0	0	0	0	0	0	0	0	0	0	0	0	0	2	0	0	.000
Feb 28	at Florida	ph	1	0	0	0	0	0	0	0	0	0	0	0	0	0	1	0	0	0	.000
Mar 08	FLORIDA STATE	1b	0	0	0	0	0	0	0	1	0	0	0	0	0	0	0	1	0	0	.000
Mar 10	CENTRAL MICHIGAN	ph/1b	3	0	0	0	0	0	0	0	0	0	0	0	0	0	3	5	0	0	.000
Mar 11	CENTRAL MICHIGAN	1b	0	0	0	0	0	0	0	0	0	0	0	0	0	0	0	3	0	0	.000
Mar 14	BRADLEY	*3b	3	1	0	0	0	0	0	2	0	0	0	0	0	0	3	0	0	0	.000
Mar 18	at Jacksonville	1b	0	0	0	0	0	0	0	0	0	0	0	0	0	0	0	0	0	0	.000
Mar 26	DARTMOUTH	1b/dh	1	1	0	0	0	0	0	1	0	0	0	0	0	0	0	3	0	0	.000
Apr 11	FAU	1b	0	0	0	0	0	0	0	0	0	0	0	0	0	0	0	0	0	0	.000
May 02	at North Florida	dh	1	0	0	0	0	0	0	0	0	0	0	0	0	0	0	0	0	0	.000
May 07	at Tulane	ph	1	0	0	0	0	0	0	0	0	0	0	0	0	0	1	0	0	0	.000
May 12	at Cincinnati	ph/1b	0	1	0	0	0	0	0	1	0	0	0	0	0	0	0	1	0	0	.000
May 19	USF	ph/dh	0	0	0	0	0	0	0	1	0	0	0	0	0	0	0	0	0	0	.000
May 23	vs East Carolina	ph	1	0	0	0	0	0	0	0	0	0	0	0	0	0	0	0	0	0	.000
May 26	vs USF	ph	0	1	0	0	0	0	0	1	0	0	0	0	0	0	0	0	0	0	.000
May 26	vs East Carolina	ph	1	0	0	0	0	0	0	0	0	0	0	0	0	0	1	0	0	0	.000
Totals		2gs	16	4	0	1	0	0	0	8	0	0	0	0	0	0	9	20	0	0	.000

CAREER STATISTICS

Year	avg	gp-gs	ab	r	h	2b	3b	hr	rbi	tb	slg%	bb	hbp	so	gdp	ob%	sf	sh	sb-att	po	a	e	fld%
2016	.250	55-54	188	31	47	15	0	10	41	92	.489	30	3	68	5	.359	2	0	1-2	315	39	4	.989
2017	.000	20-2	16	4	0	0	0	0	1	0	.000	8	0	9	0	.333	0	0	0-0	20	0	0	1.000
TOTAL	.230	75-56	204	35	47	15	0	10	42	92	.451	38	3	77	5	.356	2	0	1-2	335	39	4	.989



#6 LUKE HAMBLIN

SR. - OF/LHP - 6-2/170 - ROWLETT, TEXAS/ROWLETT (GRAYSON)

SENIOR (2017)

- Started 59 games in the outfield and appeared in all 60
- Registered 19 multi-hit and nine multi-RBI games
- Stole 18 bases, which included a pair of thefts in four games

JUNIOR (2016)

- Started all 56 games in center field
- Tallied 13 multi-hit and six multi-RBI games
- Notched a six-game hitting and 11-game reached base streak

PERSONAL

- Born May 11, 1994 in Rowlett, Texas
- Son of Mark and Dee Dee Hamblin
- Brother Blake played football at Angelo State University
- Cousins Daniel (6th round out of Arkansas) and Miles Hamblin (12th round out of Ole Miss) were drafted in the MLB Draft
- Major in Business Management

- Went 4-for-5 with four RBI, a double and a triple to open the season vs. Siena (2/17)
- Registered two hits and three RBI vs. Stony Brook (3/4)
- Notched three hits, including a double, at No. 2 Florida (2/28)
- Delivered two RBI on two hits vs. Bradley (3/14)
- Posted three hits, including a double, and two RBI at USF (4/8)
- Drove in three runs on three hits at Tulane (5/7)

PRIOR TO UCF

- Spent two seasons playing at Grayson College in Sherman, Texas
- Named to the All-Conference First Team following each campaign
- Generated a .372 avg. with 70 runs scored, 17 stolen bases and 38 RBI during sophomore season
- Recorded a .370 avg. with 63 runs scored and 38 RBI as a freshman
- Three-year letterwinner for head coach Paul Carmon at Rowlett High School
- As a senior, earned District Player of the Year and Team MVP
- Participated with the Frozen Rope Florence during the summer
- Appeared in the 2013 Connie Mack World Series

2017 GAME-BY-GAME

Date	Opponent	Pos	AB	R	H	RBI	2B	3B	HR	BB	SB	CS	HBP	SAC	SF	GDP	K	PO	A	E	Avg	
Feb 17	SIENA	*of/of	5	1	4	4	1	1	0	0	0	0	0	0	0	0	0	0	0	0	.800	
Feb 18	SIENA	*of/of	2	0	0	0	0	0	0	0	0	0	0	1	0	0	0	0	0	0	.571	
Feb 19	SIENA	*of	3	1	1	1	0	1	0	0	0	0	0	1	0	0	1	1	0	0	.500	
Feb 21	NORTH FLORIDA	*of/of	3	2	2	0	0	0	0	1	0	0	0	0	0	0	0	0	1	0	.538	
Feb 24	MANHATTAN	*of/of	3	2	1	0	0	0	0	2	0	0	0	0	0	0	1	2	0	0	.500	
Feb 25	MANHATTAN	*of/of	3	0	1	2	0	0	0	1	0	0	0	0	0	0	1	2	1	0	.474	
Feb 26	MANHATTAN	*of/of	3	2	2	0	0	0	0	1	0	0	0	0	0	0	1	1	0	0	.500	
Feb 28	at Florida	*of	4	1	3	0	1	0	0	1	0	0	0	0	0	0	1	5	0	0	.538	
Mar 01	FLORIDA	*of	4	3	1	1	0	0	0	1	2	0	0	0	0	0	0	1	0	0	.500	
Mar 03	STONY BROOK	*of	3	2	0	0	0	0	0	2	1	0	0	0	0	0	0	3	0	0	.455	
Mar 04	STONY BROOK	*of	3	1	2	3	0	0	0	1	1	0	1	0	0	0	1	0	0	0	.472	
Mar 05	STONY BROOK	*of	3	0	1	0	1	0	0	0	0	0	0	0	0	0	0	1	4	0	.462	
Mar 07	FLORIDA STATE	*of	4	0	1	0	0	0	0	0	0	0	0	0	0	0	2	5	0	0	.442	
Mar 08	FLORIDA STATE	*of/of	4	0	0	0	0	0	0	0	0	0	0	0	0	1	0	1	0	0	.404	
Mar 10	CENTRAL MICHIGAN	*of	3	1	2	2	0	0	0	0	0	0	0	0	0	0	1	0	0	0	.420	
Mar 11	CENTRAL MICHIGAN	*of	4	1	0	0	0	0	0	1	1	0	0	0	0	0	1	2	2	0	.389	
Mar 11	CENTRAL MICHIGAN	ph/of	1	0	0	0	0	0	0	0	0	0	0	1	0	0	0	0	0	0	.382	
Mar 14	BRADLEY	*of	3	2	2	2	1	0	0	2	0	0	0	0	0	0	0	0	0	0	.397	
Mar 17	JACKSONVILLE	*of	4	0	3	1	1	0	0	0	2	0	0	0	0	0	0	4	0	0	.419	
Mar 18	at Jacksonville	*of	3	1	0	0	0	0	0	1	1	0	0	1	0	0	0	1	0	0	.400	
Mar 19	at Jacksonville	*of	3	1	1	0	0	0	0	1	0	0	0	0	0	0	2	2	0	0	.397	
Mar 21	at Bethune-Cookman	*of	4	0	0	0	0	0	0	2	1	0	0	0	0	0	2	3	0	0	.375	
Mar 24	DARTMOUTH	*of	3	0	0	0	0	0	0	1	0	0	0	0	0	0	1	2	0	0	.360	
Mar 25	DARTMOUTH	*of	4	0	1	0	0	0	0	0	0	0	0	0	0	0	1	3	0	0	.354	
Mar 26	DARTMOUTH	*of	1	0	0	2	0	0	0	2	0	0	0	0	1	0	0	0	0	0	.350	
Mar 28	JACKSONVILLE	*of	3	3	2	0	0	0	0	2	0	0	0	0	0	0	1	2	0	0	.361	
Mar 31	HOUSTON	*of	2	0	0	0	0	0	0	1	1	0	1	0	0	0	1	3	0	0	.353	
Apr 01	HOUSTON	*of	4	0	0	0	0	0	0	0	0	0	0	0	0	0	1	4	0	0	.337	
Apr 02	HOUSTON	*of	5	1	2	0	1	0	0	0	0	0	0	0	0	0	2	1	0	0	.340	
Apr 05	STETSON	*of	4	2	2	0	1	0	0	0	0	0	0	0	0	0	0	1	0	0	.347	
Apr 07	at USF	*of	3	1	0	0	0	0	0	2	0	0	0	0	0	0	1	3	0	0	.337	
Apr 08	at USF	*of	5	1	3	2	1	0	1	0	0	0	0	0	0	0	2	3	0	0	.349	
Apr 09	at USF	*of	4	1	1	1	0	0	0	1	1	0	0	0	0	0	1	3	0	0	.345	
Apr 11	FAU	*of	4	0	0	1	0	0	0	0	0	0	0	0	0	0	0	3	0	0	.333	
Apr 13	at East Carolina	*of	4	0	0	0	0	0	0	2	0	0	0	0	0	0	1	4	0	0	.322	
Apr 14	at East Carolina	*of	5	1	1	1	0	0	0	0	0	0	0	0	0	0	0	3	1	0	.317	
Apr 15	at East Carolina	*of	4	2	0	1	0	0	0	0	0	0	0	0	1	0	0	1	0	0	.307	
Apr 18	BETHUNE-COOKMAN	*of	5	0	2	0	0	0	0	0	0	0	0	0	0	0	2	2	0	0	.311	
Apr 21	UCONN	*of	5	1	2	0	0	0	0	0	0	0	0	0	0	0	2	2	0	0	.314	
Apr 22	UCONN	*of	4	1	1	0	0	0	0	1	2	0	0	0	0	0	1	4	0	0	.312	
Apr 23	UCONN	*of	4	1	1	0	0	0	0	1	1	0	0	0	0	0	0	1	0	0	.310	
Apr 28	MEMPHIS	*of	4	0	2	0	0	0	0	0	0	1	0	0	0	0	0	1	0	0	.315	
Apr 29	MEMPHIS	*of	3	1	1	0	0	0	0	2	0	0	0	0	0	0	0	3	0	0	.316	
Apr 30	MEMPHIS	*of	4	0	0	1	0	0	0	0	0	0	0	0	0	0	2	3	0	0	.308	
May 02	at North Florida	*of	3	0	1	0	0	0	0	0	0	0	0	1	0	0	0	0	0	0	.308	
May 05	at Tulane	*of	5	2	1	0	1	0	0	1	1	0	0	0	0	0	0	0	0	0	.305	
May 06	at Tulane	*of	4	0	2	1	1	0	0	0	0	0	0	0	0	0	0	2	1	0	.310	
May 07	at Tulane	*of	5	1	3	3	1	0	0	1	0	0	0	0	0	0	0	2	0	0	.318	
May 10	at Miami (FL)	*of	4	1	1	2	0	0	0	1	0	0	0	0	0	0	0	2	0	0	.316	
May 12	at Cincinnati	*of	4	2	2	1	1	1	0	2	0	0	0	0	0	0	0	3	0	0	.320	
May 13	at Cincinnati	*of	4	0	1	0	0	0	0	0	1	0	0	0	0	0	0	0	0	0	.319	
May 14	at Cincinnati	*of	5	0	0	0	0	0	0	0	0	0	0	0	0	1	0	4	1	0	.311	
05/16/17	at Florida Atlantic	*of	4	1	0	0	0	0	0	1	0	0	0	0	0	0	3	3	0	0	.304	
May 18	USF	*of	5	0	2	1	0	0	0	1	1	0	0	0	0	0	1	1	0	0	.307	
May 19	USF	*of	3	1	1	1	0	0	0	2	0	0	0	0	0	0	1	3	0	0	.307	
May 20	USF	*of	4	0	1	0	0	0	0	0	0	0	0	0	0	0	0	1	0	0	.306	
May 23	vs East Carolina	*of	4	1	1	0	1	0	0	0	0	0	0	0	0	0	1	2	0	2	.305	
May 25	vs Tulane	*of	3	0	1	0	0	0	0	2	1	0	0	0	0	0	1	4	0	0	.305	
May 26	vs USF	*of	2	1	1	0	0	0	0	3	0	2	0	0	0	0	0	3	0	0	.307	
May 26	vs East Carolina	*of	4	0	0	0	0	0	0	0	0	0	0	0	0	0	1	3	0	0	.301	
Totals			59gs	219	47	66	34	13	3	1	45	19	3	3	4	2	3	43	123	4	2	.301

CAREER STATISTICS

Year	avg	gp-gs	ab	r	h	2b	3b	hr	rbi	tb	slg%	bb	hbp	so	gdp	ob%	sf	sh	sb-att	po	a	e	fld%
2016	.248	59-59	206	39	51	2	1	1	23	58	.282	36	1	38	2	.361	1	5	14-19	169	5	3	.983
2017	.301	60-59	219	47	66	13	3	1	34	88	.402	45	3	43	3	.424	2	4	19-22	123	4	2	.984
TOTAL	.275	119-118	425	86	117	15	4	2	57	146	.344	81	4	81	5	.394	3	9	33-41	292	9	5	.984

SINGLE-GAME HIGHS

- Hits 4, SIENA (2/17/17)
- Doubles..... 1-14x, at Cincinnati (5/12/17)
- Triples 1-4x, at Cincinnati (5/12/17)
- Home Runs..... 1-2x, at USF (4/8/17)
- RBI 4, SIENA (2/17/17)
- Runs..... 3-3x, JACKSONVILLE (3/28/17)
- Walks 3, vs. USF (4/15/16)
- At Bats 6, at Rice (3/6/16)
- Putouts 8, vs. ECU (5/21/16)
- Assists 1-8x, at Cincinnati (5/14/17)



#1 LOGAN HEISER

JR. - C - 5-9/192 - JUPITER, FLA./JUPITER

JUNIOR (2017)

- Started 31 games (30 C/ 1 DH) and played in 35 contests
- Recorded five multi-hit and five multi-RBI games
- Drove in three runs on a pair of singles to open the campaign vs.

Siena (2/17)

- Picked up two hits vs. Manhattan (2/24)
- Delivered a two-run homer vs. FSU (3/7)
- Connected on a two-run round tripper vs. Stetson (4/5)
- Drove in two runs on a pair of doubles at Tulane (5/7)
- Blasted a two-run homer against USF (5/26) in The American Championship

SOPHOMORE (2016)

- Started in 33 games (30 C/3 DH)
- Tallied six multi-hit and four multi-RBI games
- Recorded a five-game hitting and 10-game reached base streak

FRESHMAN (2015)

- Appeared in 34 games, making 24 starts at C and DH
- Tallied a .295 avg., .547 slugging pct. and .346 on-base pct.
- Drove in 20 runs and added four doubles, a triple and six homers

- Drew 17 walks and scored 17 times

- Compiled a 1.00 fielding pct. with 155 putouts and 22 assists
- Notched four multi-hit and five multi-RBI games
- Recorded a hit in first five games as a Knight
- Delivered first collegiate base hit on Opening Knight against Siena (2/13)
- Registered first multi-hit and multi-RBI contest against Bethune-Cookman (2/18)
- Connected on a two-run homer in the Knights victory over No. 11 Maryland (2/21)
- Added a solo round tripper and scored twice at South Alabama (2/22)
- Went 4-for-5 with five RBI and three runs scored via two homers and a triple at Florida State (3/11). The 13 total bases tied the UCF school record.
- Delivered a two-run homer against Fairfield (3/14)
- Came through with a pinch-hit solo shot against Presbyterian (3/21)
- Recorded two hits and scored twice, while driving in a run against Presbyterian (3/22)
- Added a pair of base knock at Tulane (4/18)
- Drove in three runs on a bases loaded single vs. North Florida (4/21)

- champs and FHSAA State Final Four participant
- Batted .418 as a junior and played in the Palm Beach/Treasure Coast All-Star Game
- Participated with the Palm Beach Select during the summer, coached by Jeff Shireman
- 2008 Cal Ripken World Series Champion
- Member of the National English Honor Society

PERSONAL

- Born Oct. 20, 1995 in Kansas City, Kan.
- Son of Jean and Kris Heiser
- Majoring in Business Management

PRIOR TO UCF

- Four-year letter winner for head coach Andy Mook at Jupiter High School
- Selected to 2014 all-conference first team and team MVP
- Caught for the North Team at the Dick Howser All-Star Game
- Named 2013 all-conference and all-district first team as the Warriors were regional

2017 GAME-BY-GAME

Date	Opponent	Pos	AB	R	H	RBI	2B	3B	HR	BB	SB	CS	HBP	SAC	SF	GDP	K	PO	A	E	Avg
Feb 17	SIENA	*c	4	1	2	3	0	0	0	0	0	0	0	0	1	0	0	11	1	0	.500
Feb 19	SIENA	*c	3	1	1	1	0	0	0	0	0	0	0	0	0	1	10	0	0	0	.429
Feb 21	NORTH FLORIDA	*c	4	0	0	0	0	0	0	0	0	0	0	0	0	0	1	11	1	0	.273
Feb 24	MANHATTAN	*c	3	1	2	1	0	0	0	1	0	0	0	0	0	0	7	0	0	0	.357
Feb 25	MANHATTAN	*c	2	2	1	1	0	0	0	0	0	0	1	0	0	0	7	1	0	0	.375
Feb 28	at Florida	*c	2	0	0	0	0	0	0	0	0	0	0	0	0	1	4	0	0	0	.333
Mar 01	FLORIDA	*c	4	1	0	0	0	0	0	0	1	0	0	0	0	0	1	9	0	0	.273
Mar 04	STONY BROOK	*c	3	1	0	0	0	0	0	0	0	0	1	1	0	0	8	0	0	0	.240
Mar 07	FLORIDA STATE	*c	2	1	1	2	0	0	1	0	0	0	1	0	0	0	9	0	0	0	.259
Mar 08	FLORIDA STATE	*c	2	0	0	0	0	0	0	0	0	0	0	0	0	0	9	1	0	0	.241
Mar 10	CENTRAL MICHIGAN	*c	2	1	1	0	0	0	0	0	0	0	0	0	0	0	4	1	0	0	.258
Mar 11	CENTRAL MICHIGAN	*c	3	0	0	0	0	0	0	0	0	0	1	0	0	0	12	1	0	0	.235
Mar 17	JACKSONVILLE	*c	3	0	0	0	0	0	0	0	0	0	0	0	0	0	6	1	0	0	.216
Mar 19	at Jacksonville	*c	1	0	0	0	0	0	0	0	0	0	0	1	0	0	0	1	0	0	.211
Mar 21	at Bethune-Cookman	*c	1	1	1	1	0	0	1	0	0	0	0	0	0	0	6	1	0	0	.231
Mar 24	DARTMOUTH	*c	3	1	1	0	0	0	0	1	0	1	0	0	0	0	8	2	0	0	.238
Mar 26	DARTMOUTH	*c	2	2	1	0	0	0	0	1	0	0	0	0	0	0	6	0	0	0	.250
Mar 28	JACKSONVILLE	*c	0	0	0	0	0	0	0	0	0	0	0	0	0	0	2	0	0	0	.250
Mar 31	HOUSTON	*c	3	2	1	1	1	0	0	0	0	0	1	0	0	0	1	8	0	0	.255
Apr 01	HOUSTON	*c	3	0	1	1	0	0	0	1	0	0	0	0	0	0	4	2	0	0	.260
Apr 05	STETSON	*c	4	1	1	2	0	0	1	0	0	0	0	0	0	0	9	0	0	0	.259
Apr 07	at USF	*c	4	0	1	0	0	0	0	1	0	0	0	0	0	0	14	0	0	0	.259
Apr 08	at USF	*c	4	0	0	0	0	0	0	0	0	0	0	0	0	0	6	1	0	0	.242
Apr 30	MEMPHIS	*c	3	0	0	0	0	0	0	0	0	0	0	0	0	0	1	10	1	0	.231
May 06	at Tulane	*c	2	0	0	0	0	0	0	0	0	0	0	1	0	0	8	0	0	0	.224
May 07	at Tulane	*c	3	2	2	2	2	0	0	1	0	0	0	0	0	0	4	1	0	0	.243
May 10	at Miami (FL)	*c	3	0	0	0	0	0	0	0	0	0	0	0	0	0	2	8	2	0	.233
May 14	at Cincinnati	*c	2	0	1	0	0	0	0	1	0	0	0	0	0	0	5	0	0	0	.240
05/16/17	at Florida Atlantic	*c	3	0	1	0	0	0	0	0	0	0	0	0	0	0	7	0	0	0	.244
May 18	USF	*dh	3	0	0	0	0	0	0	0	0	0	0	0	0	0	0	0	0	0	.235
May 19	USF	ph/c	1	0	1	0	0	0	0	0	0	0	0	0	0	0	0	0	0	0	.244
May 23	vs East Carolina	*c	1	0	0	0	0	0	0	0	0	0	0	0	0	0	1	0	0	0	.241
May 25	vs Tulane	*c	4	2	2	1	0	0	0	0	1	0	0	0	0	1	0	12	0	0	.253
May 26	vs USF	*c	4	1	2	2	1	0	1	0	0	0	0	0	0	0	1	7	0	0	.264
May 26	vs East Carolina	*c	3	0	0	0	0	0	0	0	0	0	0	0	0	0	1	7	2	0	.255
Totals		31gs	94	21	24	18	4	0	4	7	2	1	6	3	1	1	12	239	19	0	.255

SINGLE-GAME HIGHS

- Hits 4, at FSU (3/11/15)
- Doubles..... 2-2x, at Tulane (5/7/17)
- Triples 1-2x, at FSU (3/11/15)
- Home Runs..... 2, at FSU (3/11/15)
- RBI 5, at FSU (3/11/15)
- Runs..... 3-2x, at Memphis (4/2/16)
- Walks 2-2x, at Miami (3/16/16)
- At Bats 5-4x, at Memphis (4/3/16)
- Putouts 14, at USF (4/7/17)
- Assists 3, OLE MISS (2/27/15)

CAREER STATISTICS

Year	avg	gp-gs	ab	r	h	2b	3b	hr	rbi	tb	slg%	bb	hbp	so	gdp	ob%	sf	sh	sb-att	po	a	e	fld%
2015	.295	34-24	95	17	28	4	1	6	20	52	.547	7	1	23	6	.346	1	1	0-0	155	22	0	1.000
2016	.225	43-36	120	17	27	4	1	4	15	45	.375	14	6	29	3	.333	1	2	2-3	224	24	3	.988
2017	.255	35-31	94	21	24	4	0	4	18	40	.426	7	6	12	1	.343	1	3	2-3	239	19	0	1.000
TOTAL	.256	112-91	309	55	79	12	2	14	53	137	.443	28	13	64	10	.340	3	6	4-6	618	65	3	.996



#43 ERIC HEPPL

Jr. - RHP - 6-1/210 - MARGATE, FLA./CORAL SPRINGS CHRISTIAN

JUNIOR (2017)

- Made 16 relief appearances
- Went 18.1 innings to start the season before conceding first earned run, while notching 18 strikeouts
- Logged 6.2 innings over five appearances without allowing a hit

and recording nine strikeouts from 4/11-5/12

SOPHOMORE (2016)

- Made 15 appearances including one start

FRESHMAN (2015)

- Registered a 3-2 mark and 6.75 ERA
- Recorded 13 strikeouts in 21.1 innings of work
- Made first appearance with one inning of relief and a strikeout against Siena (2/14)
- Threw one frame with one punchout against Bethune-Cookman (2/18)
- Logged four innings and fanned two at Bethune-Cookman (2/25) to notch first collegiate victory
- Earned first start at Florida (3/4) and lasted 1.2 innings
- Earned a relief victory against Fairfield (3/15) by tossing 3.2 frames and striking out three
- Improved to 3-1 by logging 5.2 frames against Presbyterian and fanning four
- Received starts against league foes No. 15 Houston (3/29) and Tulane (4/19)

PRIOR TO UCF

- Played for head coach Matt Cleveland for Coral Springs High School
- Helped the Crusaders to the FHSAA Final Four, while earning all-county first team honors as a senior
- Named all-county second team as a junior after finishing as the regional runner-up
- Aided CSHS to a runner-up finish in regionals as a sophomore
- Reached the FHSAA Final Four during rookie season and was recognized on the all-county second team
- Selected as MVP of the 2012 HSNB Boys of Winter Championship as a member of the Florida Heat
- Also competed with the Crusaders' soccer team and served as the squad's captain
- Member of National Honors Society

PERSONAL

- Born March 28, 1996 in Margate, Fla.
- Son of James and Noreen Hepple
- Brother Jason played baseball at Garrett College and Shepherd University
- Majoring in Human Communication

SINGLE-GAME HIGHS

Innings..... 5.2, PRESBYTERIAN (3/22/15)
 Walks 4, PRESBYTERIAN (3/22/15)
 Strikeouts..... 3-4x, at Miami (5/10/17)
 Batters Faced..... 23, PRESBYTERIAN (3/22/15)
 Putouts 1-2x, UNF (2/24/16)
 Assists 1-6x

2017 GAME-BY-GAME

Date	Opponent	GS	IP	H	R	ER	BB	SO	2B	3B	HR	WP	BK	HBP	IBB	Score	W-L	Sv	ERA	NP
Feb 17	SIENA		1.0	1	0	0	0	2	1	0	0	0	0	0	0	17-6	0-0	0	0.00	22
Feb 25	MANHATTAN		1.0	0	0	0	0	0	0	0	0	0	0	0	0	10-1	0-0	0	0.00	12
Feb 28	at Florida		1.0	0	0	0	0	0	0	0	0	0	0	0	0	3-4	0-0	0	0.00	6
Mar 05	STONY BROOK		2.2	4	0	0	0	2	1	0	0	0	0	0	0	3-2	0-0	0	0.00	51
Mar 08	FLORIDA STATE		1.0	0	0	0	3	0	0	0	0	0	0	0	0	0-5	0-0	0	0.00	28
Mar 18	at Jacksonville		0.2	0	0	0	0	2	0	0	0	0	0	0	0	10-3	0-0	0	0.00	7
Mar 25	DARTMOUTH		1.0	0	0	0	0	2	0	0	0	0	0	0	0	1-4	0-0	0	0.00	9
Apr 05	STETSON		1.0	0	0	0	1	0	0	0	0	0	0	0	0	5-3	0-0	0	0.00	11
Apr 09	at USF		0.2	2	0	0	0	1	1	0	0	0	0	0	0	5-7	0-0	0	0.00	12
Apr 11	FAU		0.2	0	1	0	1	1	0	0	0	0	0	0	0	3-8	0-0	0	0.00	15
May 05	at Tulane		1.0	0	0	0	0	2	0	0	0	0	0	0	0	11-4	0-0	0	0.00	13
May 10	at Miami (FL)		2.0	0	0	0	1	3	0	0	0	0	0	0	0	5-2	0-0	0	0.00	31
May 12	at Cincinnati		1.0	0	0	0	0	1	0	0	0	0	0	0	0	16-2	0-0	0	0.00	16
05/16/17	at Florida Atlantic		2.2	0	0	0	1	2	0	0	0	0	0	0	0	4-9	0-0	0	0.00	39
May 19	USF		1.0	1	1	1	0	2	0	0	1	0	0	0	0	9-1	0-0	0	0.49	17
May 23	vs East Carolina		1.1	2	0	0	0	1	0	0	0	0	0	0	0	3-14	0-0	0	0.46	18
Totals		0	19.2	10	2	1	7	21	3	0	1	0	0	0	0	105-75	0-0	0	0.46	-

CAREER STATISTICS

Year	era	w-l	app	qs	cq	sho	sv	ip	h	r	er	bb	so	2b	3b	hr	bf	bavg	wp	hbp	bk	sfa	sha
2015	6.75	3-2	9	4	0	0/0	0	21.1	24	19	16	17	13	6	2	0	105	.282	4	2	0	0	1
2016	6.60	1-0	14	1	0	0/1	1	15.0	20	12	11	5	13	2	0	3	71	.313	2	1	0	0	1
2017	0.46	0-0	16	0	0	0/0	0	19.2	10	2	1	7	21	3	0	1	74	.156	0	0	0	3	0
TOTAL	4.50	4-2	39	5	0	0/1	1	56.0	54	33	28	29	47	11	2	4	250	.254	6	3	0	3	2



#41 ROBBY HOWELL

SR. - RHP - 6-4/233 - FORT WHITE, FLA./FORT WHITE

SENIOR (2017)

- The American Pitcher of the Year
- The American All-Conference First Team
- Named The American Pitcher of the Week (3/20)

- For the third time in program history, UCF has two 10-game winners - Joe Sheridan (10) and Robby Howell (10)

- Struck out nine over five innings to notch the win in the season opener vs. Siena (2/17)
- Picked up second win with six strikeouts over six innings vs. Manhattan (2/24)
- Tossed seven innings and fanned four to earn the victory vs. CMU (3/10)
- Took a no-hitter into the seventh inning and delivered a complete game three-hit shutout with seven strikeouts vs. Jacksonville (3/17)
- Opened conference play with fifth victory by striking out three over six innings vs. Houston (3/31)
- Struck out a career-high 11 and a four-hit complete game vs. UConn (4/21)
- Notched six strikeouts over six inning to notch seventh win vs. Memphis (4/28)
- Fanned nine in 6.2 frames at Tulane (5/5)
- Recorded three strikeouts in seven innings to tally ninth victory at Cincinnati (5/12)
- Tallied 10 strikeouts over eight innings to secure 10th win of campaign vs. Tulane (5/25) in The American Championship

JUNIOR (2016)

- Made 14 starters
- Two-time American Pitcher of the Week (3/7, 4/18)
- Named to the National Pitcher of the Year Watch List

SOPHOMORE (2015)

- Made 15 starts along with two relief appearances
- Posted a 5-9 mark with 5.69 ERA, while fanning 58 in 80.2 innings of work
- Registered five quality starts
- Opened season with a victory over Siena (2/14) with seven strikeouts in 5.1 innings
- Earned the win at South Alabama (2/22) by tossing 6.1 innings with two strikeouts and only allowing two earned runs
- Struck out five in seven innings of work and allowed one run against Columbia

(3/8)

- Tossed five innings and fanned four to improve to 4-0 against Fairfield (3/14)
- Logged seven innings and four strikeouts against No. 15 Houston (3/28), while allowing three runs
- Yielding one run over eight innings on nine hits and three strikeouts against Memphis (5/10)

FRESHMAN (2014)

- Appeared in 13 games with four starts
- Finished the year with a record of 4-1 with 19 strikeouts and just 11 walks in 32.2 innings
- Became the first freshman since D.J. Hicks in 2009 to make a start on Opening Weekend after tossing four innings and striking out two vs. Siena (2/16)
- Only gave up two hits and threw one strikeout against The Citadel (2/23)
- Had a five-game scoreless appearance streak from 3/26 vs. B-CU to 5/13 at Florida State
- Allowed no hits in three straight relief outings (3.2 ip) vs. Presbyterian (5/9, 5/11) and at Florida State (5/13)
- Finished the season, allowing one run with four strikeouts and no walks in a 7.1-inning start in AAC Tournament win vs. Temple (5/22)

PRIOR TO UCF

- A four-year letterwinner on the Fort White baseball team under head coach Mike Rizzi
- Shined in the classroom as a member of the National Honor Society, Beta Club and Phi Theta Kappa
- A two-year captain, named to the all-area second team while tossing three no-hitters in his junior season, including two in back-to-back starts
- Played basketball his first two years at Fort White
- As a senior, compiled a 7-3 record with a 1.59 ERA on the mound in 14 appearances with four complete games

PERSONAL

- Born in Gainesville, Fla.
- Son of Bobby and Jeanne Howell
- Has one brother, Matthew, and one sister, Ashley
- Majoring in Psychology

SINGLE-GAME HIGHS

Innings.....9-0-2x, UCONN (4/21)
 Walks.....6-2x, at USF (4/7/17)
 Strikeouts.....11, UCONN (4/21/17)
 Batters Faced.....33, UCONN (4/21)
 Putouts.....2-4x, vs. Cornell (3/26/16)
 Assists.....3, vs. Fairfield (3/14/15)

2017 GAME-BY-GAME

Date	Opponent	GS	IP	H	R	ER	BB	SO	2B	3B	HR	WP	BK	HBP	IBB	Score	W-L	Sv	ERA	NP
Feb 17	SIENA	*	5.0	5	3	1	0	9	2	0	0	1	0	0	0	17-6	1-0	0	1.80	74
Feb 24	MANHATTAN	*	6.1	9	3	2	0	6	3	0	0	1	0	0	0	13-3	2-0	0	2.38	80
Mar 03	STONY BROOK	*	4.0	4	3	3	6	3	1	0	0	2	0	1	0	7-3	2-0	0	3.52	106
Mar 10	CENTRAL MICHIGAN	*	7.0	4	1	1	1	4	0	0	0	0	0	1	0	21-1	3-0	0	2.82	98
Mar 17	JACKSONVILLE	*	9.0	3	0	0	0	7	0	0	0	0	0	0	0	4-0	4-0	0	2.01	95
Mar 24	DARTMOUTH	*	6.0	9	3	2	1	7	1	0	1	0	0	0	0	3-4	4-0	0	2.17	105
Mar 31	HOUSTON	*	6.0	7	2	2	2	3	1	0	1	0	0	0	0	5-2	5-0	0	2.28	89
Apr 07	at USF	*	5.0	3	3	3	6	5	1	0	0	0	0	1	0	4-5	5-0	0	2.61	105
Apr 13	at East Carolina	*	3.1	5	7	5	5	1	1	0	1	0	0	0	0	8-7	5-0	0	3.31	86
Apr 21	UCONN	*	9.0	4	1	1	2	11	1	0	0	0	0	0	0	8-1	6-0	0	2.97	107
Apr 28	MEMPHIS	*	6.0	10	4	4	3	6	1	0	1	0	0	0	0	7-4	7-0	0	3.24	100
May 05	at Tulane	*	6.2	6	4	4	3	9	1	0	0	1	0	0	0	11-4	8-0	0	3.44	118
May 12	at Cincinnati	*	7.0	4	2	2	4	3	1	0	1	0	1	0	0	16-2	9-0	0	3.36	105
May 18	USF	*	7.2	5	2	2	0	6	1	0	1	0	0	1	0	4-7	9-0	0	3.27	107
May 25	vs Tulane	*	8.0	5	3	3	4	10	1	0	2	0	0	1	0	8-3	10-0	0	3.28	115
Totals			15	96.0	83	41	35	37	90	16	0	8	5	1	5	136-52	10-0	0	3.28	-

CAREER STATISTICS

Year	era	w-l	app	qs	cq	sho	sv	ip	h	r	er	bb	so	2b	3b	hr	bf	bavg	wp	hbp	bk	sfa	sha
2014	5.79	4-1	13	4	0	0/1	0	32.2	40	22	21	11	19	5	1	1	152	.308	4	8	2	2	1
2015	5.69	5-9	17	15	0	0/0	0	80.2	103	57	51	34	58	12	0	7	381	.310	6	5	1	5	5
2016	1.96	7-4	15	15	0	0/3	0	101.0	74	34	22	35	65	12	2	2	414	.207	2	9	0	5	7
2017	3.28	10-0	15	15	2	1/0	0	96.0	83	41	35	37	90	16	0	8	415	.224	5	5	1	1	2
TOTAL	3.74	26-14	60	49	2	1/4	0	310.1	300	154	129	117	232	45	3	18	1362	.252	17	27	4	13	15



#22 KYLE MARSH

RSO. - INF/RHP - 6-0/197 - PORT ORANGE, FLA./SPRUCE CREEK

REDSHIRT SOPHOMORE (2017)

- Started in 59 contests (53 OF/3 1B/3 DH)
- Tallied 20 multi-hit and 14 multi-RBI game
- Recorded two hits and two RBI vs. Manhattan (2/24)
- Drove in six runs with a home run and

FRESHMAN (2015)

- Named The American Player of the Week (2/23)
- Selected to The American Honor Roll following first week as a Knight (2/16)
- Started UCF career by going 6-for-9 with four RBI, three doubles and a homer following first two games against Siena (2/13-14)
- Drove in a pair of runs on a double and drew three walks to help the Knights top No. 15 Arkansas (2/20)
- Recorded first collegiate save by earning the last two outs against No. 11 Maryland (2/21)
- Added two hits and three RBI in win at South Alabama (2/22)
- Earned first start against No. 2 Florida (3/3), going four innings and striking out two
- Threw three innings as a starter at Bethune-Cookman (3/17) and added a two-run single
- Drove in three runs on a pair of hits, including a double against Presbyterian (3/22)
- Delivered a two-run round tripper against Florida Atlantic (3/31)
- Came through with a clutch three-run single at Tulane (4/18)
- Tallied a two-run double at USF (5/14)
- Went 4-for-4 with two doubles and three RBI at USF (5/15)
- Posted three hits and scored a run vs. East Carolina (5/20) in the American Championship

PRIOR TO UCF

- Played four years for head coach Johnny Goodrich at Spruce Creek High School
- Ranked by the Perfect Game as the 271st-best recruit nationally and 59th-best recruit in the state of Florida in the class of 2014
- As a sophomore was honored as all-state, Perfect Game All-American, ESPN Top 10 MVP and All-Central Florida Pitcher of the Year
- Posted an 11-0 mark with a 0.35 ERA, while throwing a pair of no-hitters in leading Spruce Creek to the 2012 Class 8A state championship
- Competed during the summer with FTB Chandler, coached by Jered Goodwin

PERSONAL

- Born April 2, 1996 in Middleton, N.Y.
- Son of Tom and Tina Marsh
- Majoring in business

- two doubles vs. Florida (3/1)
- Delivered three hits and two runs vs. Stony Brook (3/4)
- Legged out a three-run triple vs. Bradley (3/14)
- Tallied two hits and two RBI at USF (4/9)
- Drove in three runs on two hits at Tulane (5/5)
- Recorded a three-RBI triple at Cincinnati (5/12)
- Notched two hits and two runs in each of the first two games vs. USF (5/18-19)
- Blasted a solo homer and added a two-run single vs. Tulane (5/25)

SOPHOMORE (2016)

- Missed the season due to injury

2017 GAME-BY-GAME

Date	Opponent	Pos	AB	R	H	RBI	2B	3B	HR	BB	SB	CS	HBP	SAC	SF	GDP	K	PO	A	E	Avg	
Feb 17	SIENA	*1b	5	2	2	0	2	0	0	0	0	0	0	0	0	0	1	8	0	0	.400	
Feb 18	SIENA	*1b	4	1	2	1	1	1	0	0	0	0	0	0	0	0	0	5	1	0	.444	
Feb 19	SIENA	*of	4	0	1	0	0	0	0	0	0	0	0	0	0	0	0	2	0	0	.385	
Feb 21	NORTH FLORIDA	*of	2	0	1	1	0	0	0	0	0	0	1	0	1	0	1	2	0	0	.400	
Feb 24	MANHATTAN	*1b	3	2	2	2	1	0	0	1	0	0	0	0	0	0	1	9	1	1	.444	
Feb 25	MANHATTAN	*of	3	0	0	0	0	0	0	0	0	0	0	1	0	0	0	1	0	0	.381	
Feb 26	MANHATTAN	*of	3	0	1	1	1	0	0	0	0	0	0	1	0	0	0	2	0	0	.375	
Feb 28	at Florida	*of	4	0	1	0	0	0	0	1	0	0	0	0	0	0	1	0	0	0	.357	
Mar 01	FLORIDA	*of	5	1	3	6	2	0	1	0	0	0	0	0	0	1	0	1	0	0	.394	
Mar 03	STONY BROOK	*of	4	1	3	2	0	0	0	0	0	0	0	0	0	0	0	1	0	0	.432	
Mar 04	STONY BROOK	*of	2	1	1	2	0	0	1	2	0	0	0	0	1	0	1	1	0	0	.436	
Mar 05	STONY BROOK	*of	3	0	1	0	1	0	0	0	0	0	0	0	1	0	1	1	0	0	.429	
Mar 07	FLORIDA STATE	*of	2	1	0	0	0	0	0	2	0	0	0	0	0	0	1	1	0	0	.409	
Mar 08	FLORIDA STATE	*dh/of	4	0	0	0	0	0	0	0	0	0	0	0	0	0	2	1	0	0	.375	
Mar 10	CENTRAL MICHIGAN	*of	3	2	1	1	0	0	0	0	0	0	0	0	0	0	0	1	0	0	.373	
Mar 11	CENTRAL MICHIGAN	*dh	3	1	0	0	0	0	0	1	0	0	0	0	0	0	0	0	0	0	.352	
Mar 11	CENTRAL MICHIGAN	*of	3	0	0	0	0	0	0	0	0	0	0	0	0	0	1	0	0	1	.333	
Mar 14	BRADLEY	*of	4	0	1	3	0	1	0	1	0	0	0	0	0	0	0	1	0	0	.328	
Mar 17	JACKSONVILLE	*of	3	1	1	0	1	0	0	1	0	0	0	0	0	0	2	3	0	0	.328	
Mar 18	at Jacksonville	*of	5	2	2	1	0	0	1	0	0	0	0	0	0	0	2	2	0	0	.333	
Mar 19	at Jacksonville	*of	4	0	1	1	0	0	0	0	0	0	0	0	0	0	0	2	0	1	.329	
Mar 21	at Bethune-Cookman	*dh	6	0	0	0	0	0	0	0	0	0	0	0	0	0	2	0	0	0	.304	
Mar 24	DARTMOUTH	*of	3	0	1	0	0	0	0	1	0	0	0	0	0	0	1	2	0	0	.305	
Mar 25	DARTMOUTH	*of	4	0	0	0	0	0	0	0	0	0	0	0	0	0	1	1	0	0	.291	
Mar 26	DARTMOUTH	*of/p	4	0	2	1	0	0	0	0	0	0	0	0	0	0	0	2	0	0	.300	
Mar 28	JACKSONVILLE	*of	3	1	2	0	0	0	0	1	0	0	0	0	0	0	0	3	0	0	.312	
Mar 31	HOUSTON	*of	4	1	1	0	1	0	0	0	0	0	0	0	0	0	2	2	0	0	.309	
Apr 01	HOUSTON	*of	3	0	1	0	0	0	0	1	0	0	0	0	0	0	0	4	0	0	.310	
Apr 02	HOUSTON	*of	4	0	1	2	1	0	0	0	0	0	0	0	0	1	0	3	0	0	.308	
Apr 05	STETSON	*of	4	0	1	1	0	0	0	0	0	0	0	0	0	0	1	0	0	0	.306	
Apr 07	at USF	*of	5	1	2	1	0	0	0	0	0	0	0	0	0	0	0	1	0	0	.310	
Apr 08	at USF	*of	4	0	0	0	0	0	0	0	0	0	0	0	0	0	1	2	0	0	.299	
Apr 09	at USF	*of	5	0	2	2	0	0	0	0	0	0	0	0	0	0	0	2	0	0	.303	
Apr 11	FAU	*of	4	0	0	0	0	0	0	0	0	0	0	0	0	0	0	1	1	0	.294	
Apr 13	at East Carolina	*of	6	1	1	2	0	0	1	0	0	0	0	0	0	0	1	2	0	0	.288	
Apr 14	at East Carolina	*of	4	1	0	1	0	0	0	1	0	0	0	0	0	0	2	4	0	1	.279	
Apr 15	at East Carolina	*of	5	0	1	2	0	0	0	0	0	0	0	0	0	0	1	2	0	0	.277	
Apr 18	BETHUNE-COOKMAN	*of	3	1	1	1	0	0	1	1	0	0	0	0	0	0	2	2	0	0	.278	
Apr 21	UCONN	*of	4	1	1	1	1	0	0	0	0	0	0	0	0	0	0	1	0	1	.277	
Apr 22	UCONN	*of	3	1	2	0	1	0	0	0	0	0	0	1	0	0	0	1	0	0	.285	
Apr 23	UCONN	*of	3	0	1	1	0	0	0	0	0	0	0	0	1	0	0	1	0	0	.286	
Apr 28	MEMPHIS	*of	4	0	1	0	0	0	0	0	0	0	0	0	0	0	0	1	0	0	.285	
Apr 29	MEMPHIS	*of	5	0	1	0	0	0	0	0	0	0	0	0	0	0	0	2	0	0	.282	
May 02	at North Florida	*of	3	0	1	0	0	0	0	0	0	0	0	0	0	0	0	2	0	0	.283	
May 05	at Tulane	*of	4	0	2	3	1	0	0	0	0	0	0	1	0	0	0	5	0	0	.288	
May 06	at Tulane	*of	3	0	0	0	0	0	0	0	0	0	0	0	0	0	0	2	0	0	.283	
May 07	at Tulane	*of	3	2	1	1	1	0	0	1	0	0	0	0	1	0	0	3	0	0	.284	
May 10	at Miami (FL)	*of	4	2	2	1	1	0	1	0	0	0	0	0	0	0	0	3	0	0	.289	
May 12	at Cincinnati	*of	4	0	1	3	0	1	0	0	0	0	0	0	0	0	0	3	0	0	.288	
May 13	at Cincinnati	*of	4	1	2	0	0	0	0	0	0	0	0	0	0	0	0	4	0	0	.293	
May 14	at Cincinnati	*of	4	1	3	0	0	0	0	0	0	0	1	0	0	0	1	0	0	0	.302	
05/16/17	at Florida Atlantic	*of/p	4	0	1	0	0	0	0	0	0	0	0	0	0	0	2	1	0	0	.301	
May 18	USF	*of	4	0	2	2	1	0	0	0	0	0	1	0	0	0	0	1	0	0	.305	
May 19	USF	*of	4	2	2	2	0	0	0	1	0	0	0	0	0	0	0	4	0	0	.309	
May 20	USF	*of	2	2	2	0	1	0	0	1	0	1	1	0	0	0	0	2	0	0	.316	
May 23	vs East Carolina	*of	4	1	2	1	2	0	0	0	0	0	0	0	0	0	0	1	0	0	.319	
May 25	vs Tulane	*of	4	1	2	3	0	1	1	0	0	0	0	0	0	0	0	1	0	0	.322	
May 26	vs USF	*of	3	1	0	0	0	0	0	2	0	0	0	0	0	0	0	1	0	0	.318	
May 26	vs East Carolina	*of	3	0	0	0	0	0	0	1	0	0	0	0	0	0	0	4	0	0	.314	
Totals			59gs	220	36	69	52	20	4	6	22	1	1	6	2	5	3	31	120	3	5	.314

SINGLE-GAME HIGHS

Batting

- Hits 4-2x, at USF (5/15/15)
- Doubles..... 2-3x, SIENA (2/17/17)
- Triples 1-2x, at Cincinnati (5/12/17)
- Home Runs..... 1-10x, at Miami (5/10/17)
- RBI 6, FLORIDA (3/1/17)
- Runs 3, vs Siena (2/14/15)
- Walks 3, vs Arkansas (2/20/15)
- At Bats 6-2x, at ECU (4/13/17)
- Putouts 9, MANHATTAN (2/24/17)
- Assists 5, vs B-CU (2/18/15)

Pitching

- Innings..... 4.0, vs. Florida (3/3/15)
- Walks 3-2x, at B-CU (3/17/15)
- Strikeouts..... 3, at FSU (3/10/15)
- Batters Faced..... 15, at FSU (3/10/15)
- Putouts 6-2x, vs. UConn (5/21/15)
- Assists 5, vs B-CU (2/19/15)

CAREER STATISTICS

Year	avg	qp-gs	ab	r	h	2b	3b	hr	rbi	tb	slg%	bb	hbp	so	gdp	ob%	sf	sh	sb-att	po	a	e	fld%
2015	.299	49-49	167	31	50	12	0	5	37	77	.461	29	4	29	3	.411	2	4	0-0	88	78	5	.971
2017	.314	59-59	220	36	69	20	4	6	52	115	.523	22	6	31	3	.383	5	2	1-2	120	3	5	.961
TOTAL	.307	108-108	387	67	119	32	4	11	89	192	.496	51	10	60	6	.396	7	6	1-2	208	81	10	.967



#14 MATTHEW MIKA

So. - INF - 5-10/180 - LAKE WORTH, FLA./PARK VISTA

SOPHOMORE (2017)

- The American All-Conference Second Team
- Started 57 games (51 2B/6 3B) and appeared in 59 contests
- Tallied 16 multi-hit and seven multi-RBI games

- Swiped 25 bases, which included two thefts in six games and one three stolen base performance vs. UConn (4/21)
- Opened season with two hits in first two contests vs. Siena (2/17/18)
- Drove in two runs vs. Manhattan (2/24)
- Registered three hits, including two doubles, and one RBI vs. CMU (3/10)
- Went 2-for-3 with three RBI at Jacksonville (3/18)
- Tallied two hits and two RBI vs. Dartmouth (3/26)
- Set a personal-best with four hits vs. Jacksonville (3/28)
- Registered a 3-for-5 performance with one RBI at ECU (4/13)
- Recorded first-career triple vs. Memphis (4/30)
- Contributed two hits and three RBI at Cincinnati (5/14)

- Tallied two doubles and two RBI vs. USF (5/19)
- Notched a two-run double to start a seven-run sixth for UCF vs. USF (5/26) in The American Championship

FRESHMAN (2016)

- Started 41 games (22 3B/19 OF)
- Named The American Player of the Week (2/22) following his 7-for-13 performance at the plate to open the season
- Tallied 10 multi-hit and three multi-RBI games
- Registered a four-game hit and nine-game reached base streak

PRIOR TO UCF

- Ranked 470th nationally by Perfect Game and 68th on the Perfect Game Florida Top 100
- Three-year letterwinner for head coach Larry Greenstein at Park Vista
- Aided squad to a runner-up finish at the State Championship as a junior and senior
- Named to All-State First Team as a senior

- Selected as a two-time All-County and All-Conference First Team (2014-15)
- Led the county in stolen bases junior and senior year and broke the county stolen bases record (48) as a senior
- Captured titles with the PBC PAL and Orlando Scorpions during the summer

PERSONAL

- Born July 3, 1996
- Son of Robert and Jacqueline Mika
- Majoring in Sport and Exercise Science

2017 GAME-BY-GAME

Date	Opponent	Pos	AB	R	H	RBI	2B	3B	HR	BB	SB	CS	HBP	SAC	SF	GDP	K	PO	A	E	Avg	
Feb 17	SIENA	*2b	4	1	2	0	0	0	0	1	0	0	0	0	0	0	1	0	1	1	.500	
Feb 18	SIENA	*2b	3	1	2	0	0	0	0	0	2	0	0	0	0	1	0	0	2	1	.571	
Feb 19	SIENA	*2b	1	0	0	1	0	0	0	0	2	0	1	1	0	0	3	2	0	0	.500	
Feb 21	NORTH FLORIDA	*2b	3	0	0	0	0	0	0	0	0	0	0	1	0	0	1	2	4	0	.364	
Feb 24	MANHATTAN	*2b	5	1	1	2	0	0	0	0	0	0	0	0	0	0	0	2	2	0	.312	
Feb 25	MANHATTAN	*2b	2	1	0	0	0	0	0	1	0	0	0	0	0	0	2	2	3	0	.278	
Feb 26	MANHATTAN	pr/2b	1	0	0	0	0	0	0	0	1	0	0	0	0	0	0	1	2	0	.263	
Feb 28	at Florida	*2b	2	0	0	0	0	0	2	0	0	0	0	0	1	0	0	0	0	0	.238	
Mar 01	FLORIDA	pr/3b	2	0	1	0	0	0	0	0	0	0	0	0	0	0	0	0	0	0	.261	
Mar 03	STONY BROOK	*3b	4	0	0	0	0	0	0	0	0	0	0	0	0	0	2	3	0	0	.222	
Mar 04	STONY BROOK	*3b	3	1	1	0	0	0	0	1	0	0	0	0	0	0	2	1	2	0	.233	
Mar 05	STONY BROOK	*3b	4	0	1	0	0	0	0	0	1	0	0	0	0	0	1	0	1	0	.235	
Mar 07	FLORIDA STATE	*3b	3	0	0	0	0	0	0	0	0	0	0	0	0	0	0	0	0	1	.216	
Mar 08	FLORIDA STATE	*3b	3	0	2	0	0	0	0	0	0	0	0	0	0	0	0	0	0	0	.250	
Mar 10	CENTRAL MICHIGAN	*2b/ss	4	3	3	1	2	0	0	0	1	0	0	0	1	0	0	1	5	0	.295	
Mar 11	CENTRAL MICHIGAN	*2b	4	0	1	0	0	0	0	0	0	0	0	0	0	0	1	4	4	1	.292	
Mar 11	CENTRAL MICHIGAN	*2b	4	0	1	0	0	0	0	0	0	0	0	0	0	0	1	2	3	0	.288	
Mar 17	JACKSONVILLE	*2b	3	0	1	1	0	0	0	0	1	0	0	0	0	0	1	0	1	0	.291	
Mar 18	at Jacksonville	*2b	5	1	2	3	1	0	0	0	1	0	0	0	0	0	1	5	5	0	.300	
Mar 19	at Jacksonville	*2b	4	0	2	0	0	0	0	0	0	0	0	0	0	0	1	2	5	1	.312	
Mar 21	at Bethune-Cookman	*2b	5	0	1	1	0	0	0	0	0	0	0	0	0	0	1	1	2	0	.304	
Mar 24	DARTMOUTH	*2b	4	0	2	0	0	0	0	0	0	0	0	0	0	0	1	5	2	1	.315	
Mar 25	DARTMOUTH	*3b/2b	4	0	1	0	0	0	0	0	0	0	0	0	0	0	1	1	1	1	.312	
Mar 26	DARTMOUTH	*2b	5	2	2	2	1	0	0	0	2	0	0	0	0	0	0	1	5	0	.317	
Mar 28	JACKSONVILLE	*2b	5	1	4	1	0	0	0	2	1	0	0	0	0	0	1	2	5	0	.345	
Mar 31	HOUSTON	*2b	4	0	1	0	0	0	0	0	0	0	0	0	0	0	1	2	2	0	.341	
Apr 01	HOUSTON	*2b	3	0	0	0	0	0	0	1	1	0	0	0	0	0	0	1	4	0	.330	
Apr 02	HOUSTON	*2b	3	0	1	0	0	0	0	1	0	1	0	0	0	0	0	1	2	0	.330	
Apr 05	STETSON	*2b	4	1	1	0	0	0	0	0	0	0	0	0	0	0	1	3	3	0	.327	
Apr 07	at USF	*2b	5	0	0	1	0	0	0	0	0	0	0	0	0	1	0	0	2	0	.311	
Apr 08	at USF	*2b	3	2	1	0	0	0	0	1	2	0	0	0	0	0	1	5	3	1	.312	
Apr 09	at USF	*2b	5	0	2	0	0	0	0	0	1	0	0	0	0	0	2	1	0	0	.316	
Apr 11	FAU	*2b	4	0	1	0	0	0	0	0	0	0	0	0	0	0	2	2	1	0	.314	
Apr 13	at East Carolina	*2b	5	2	3	1	0	0	0	0	0	0	1	0	0	0	0	2	4	0	.325	
Apr 14	at East Carolina	*2b	5	1	1	0	0	0	0	0	0	0	0	0	0	0	0	1	3	0	.320	
Apr 15	at East Carolina	*2b	5	0	1	1	1	0	0	0	0	0	0	0	0	0	0	1	6	0	.316	
Apr 18	BETHUNE-COOKMAN	*2b	3	0	0	0	0	0	0	0	1	0	1	0	0	0	1	0	3	0	.309	
Apr 21	UCONN	*2b	4	2	2	0	1	0	0	0	3	0	1	0	0	0	0	0	2	0	.314	
Apr 22	UCONN	*2b	5	0	1	1	0	0	0	0	0	0	0	0	0	0	1	0	7	1	.310	
Apr 23	UCONN	*2b	5	1	1	0	0	0	0	0	0	0	0	0	0	0	2	2	4	0	.307	
Apr 28	MEMPHIS	*2b	3	1	1	1	0	1	0	1	1	0	0	0	0	0	1	3	3	0	.307	
Apr 29	MEMPHIS	*2b	4	1	1	1	0	0	0	1	1	0	0	0	0	0	2	1	3	0	.306	
Apr 30	MEMPHIS	*2b	3	0	1	0	1	0	0	1	0	0	0	0	0	0	0	3	4	0	.306	
May 02	at North Florida	*2b	4	0	1	0	0	0	0	0	0	0	0	0	0	0	0	1	4	0	.305	
May 05	at Tulane	*2b	3	2	1	0	0	0	0	1	2	0	1	0	0	0	0	1	1	0	.305	
May 06	at Tulane	*2b	4	0	0	0	0	0	0	0	0	0	0	0	0	2	3	4	0	0	.298	
May 07	at Tulane	*2b	5	1	2	0	0	0	0	0	0	0	0	0	0	0	1	3	2	0	.301	
May 10	at Miami (FL)	*2b	3	0	0	0	0	0	0	1	0	0	0	0	0	0	2	2	2	0	.296	
May 12	at Cincinnati	*2b	3	2	0	0	0	0	0	2	0	0	0	0	0	1	0	1	4	0	.291	
May 13	at Cincinnati	*2b	3	0	1	2	0	0	0	0	0	0	1	0	0	0	0	3	2	0	.292	
May 14	at Cincinnati	*2b	4	0	2	3	1	0	0	0	0	0	0	0	0	0	0	1	3	0	.296	
05/16/17	at Florida Atlantic	*2b	4	0	0	0	0	0	0	0	0	0	0	0	0	0	0	3	1	0	.290	
May 18	USF	*2b	3	0	0	0	0	0	0	1	0	0	0	0	0	0	0	2	2	0	.286	
May 19	USF	*2b	5	1	2	2	2	0	0	0	0	0	0	0	0	0	1	2	2	0	.289	
May 20	USF	*2b	4	0	0	0	0	0	0	0	0	0	0	0	0	1	0	2	2	0	.283	
May 23	vs East Carolina	*2b	4	0	1	0	0	0	0	0	0	0	0	0	0	1	0	3	5	0	.282	
May 25	vs Tulane	*2b	4	1	0	0	0	0	0	0	0	0	0	0	0	1	0	3	1	0	.277	
May 26	vs USF	*2b	3	3	2	2	1	0	0	1	0	0	1	0	0	0	0	3	3	0	.282	
May 26	vs East Carolina	*2b	4	0	0	0	0	0	0	0	0	0	0	0	0	2	3	2	0	0	.277	
Totals			57gs	220	33	61	27	11	1	0	17	25	2	7	3	2	6	37	99	156	9	.277

CAREER STATISTICS

Year	avg	gp-gs	ab	r	h	2b	3b	hr	rbi	tb	slg%	bb	hbp	so	gdp	ob%	sf	sh	sb-att	po	a	e	fld%
2016	.261	44-44	161	21	42	5	0	2	14	53	.329	7	6	31	2	.313	2	4	4-6	49	38	2	.978
2017	.277	59-57	220	33	61	11	1	0	27	74	.336	17	7	37	6	.346	2	3	25-27	99	156	9	.966
TOTAL	.270	103-101	381	54	103	16	1	2	41	127	.333	24	13	68	8	.332	4	7	29-33	148	194	11	.969

SINGLE-GAME HIGHS

- Hits 4, JACKSONVILLE (3/28/17)
- Doubles..... 2, CMU (3/10/17)
- Triples 1, MEMPHIS
- Home Runs..... 1-2x, vs. Siena (2/20/16)
- RBI 3-4x, at Cincinnati (5/14/17)
- Runs 5, vs. Siena (2/20/16)
- Walks 2-4x, at Cincinnati (5/13/17)
- At Bats 5-20x, USF (5/19/17)
- Putouts 5-2x, at USF (4/8/17)
- Assists 7, UCONN (4/23/17)



#5 BROOKS MORGAN

SR. - INF - 6-2/197 - GAINESVILLE, FLA./BUCHHOLZ

SENIOR (2017)

- Started seven games (7 3B) and appeared in 20 contests
- Tallied two multi-hit and three multi-RBI games
- Notched a hit and RBI in consecutive games vs. Dartmouth (3/26) and

Jacksonville (3/28)

- Basted a two-run homer and drove in a run on a groundout v.s Houston (3/31)
- Registered two hits vs. Houston (4/2)
- Drove in a pair of runs vs. FAU (4/11)
- Blasted a two-run homer at Cincinnati (5/12)

JUNIOR (2016)

- Made six starts (1 DH/2 1B/3.3B) and appeared in 24 games
- Blasted first-career homer at Bethune-Cookman (3/9)
- Delivered a walk-off home run in extra inning to help UCF top Cincinnati in The American Championship

SOPHOMORE (2015)

- Appeared in 20 games, making five starts at 2B
- Compiled a .231 avg. with four runs and six hits, including a double
- Tallied a base knock against Columbia (3/8)
- Registered two hits and drove in a run against Presbyterian (3/20)
- Generated second multi-hit game against Presbyterian (3/21)

- Scored three times and delivered a two-run double against Presbyterian (3/22)

FRESHMAN (2014)

- Appeared in 20 games with 10 starts (4 2B, 4 DH, 2 3B)
- Hit .244 with a .340 on-base pct. and a .268 slugging pct.
- Scored five runs, drove in four, and had one double in 41 at-bats
- Recorded first-career hit, run and RBI against Oklahoma (2/22)
- Went three-for-four with two runs scored at North Florida (4/1)
- Had a double and RBI in a 2-for-4 day vs. Presbyterian (5/9)

PRIOR TO UCF

- Earned three letters on the baseball team at Bucholz High School playing for head coach Ron Brooks, and also competed on the football and basketball squads
- A decorated student-athlete at Buchholtz who was a member of the National Honor Society, National Spanish Honor Society, National Technical Honor Society, Mu Alpha Theta and earned the AP Scholar Award
- In junior season, named an all-area second-team infielder, most outstanding defensive player and named to the Perfect Game National Underclass Top Prospect Team and a 2012 Perfect Game Underclass Honorable Mention
- During senior campaign, batted .333 with 17 RBI and earned many accolades including: all-area first team, most outstanding defensive player, 2012 Perfect Game Qualifier All-Tournament Team, 2012 Perfect Game 17U BCS All-Tournament Team and 2013 Perfect Game Florida Regional Honorable Mention

PERSONAL

- Born in Gainesville, Fla.
- Son of Buzz and Mendy Morgan
- Has one brother, Brandon
- Majoring in Management

SINGLE-GAME HIGHS

- Hits 3, at UNF (4/1/14)
- Doubles..... 1-2x, vs. Presbyterian (3/22/15)
- Triples
- Home Runs..... 1-3x, at Cincinnati (5/12/17)
- RBI 3, HOUSTON (3/31/17)
- Runs..... 3, vs. Presbyterian (3/22/15)
- Walks 2-2x, DARTMOUTH (3/26/17)
- At Bats 4-12x, HOUSTON (4/2/17)
- Putouts 9, vs. Brown (3/20/16)
- Assists 6, at UNF (4/1/14)

2017 GAME-BY-GAME

Date	Opponent	Pos	AB	R	H	RBI	2B	3B	HR	BB	SB	CS	HBP	SAC	SF	GDP	K	PO	A	E	Avg
Feb 17	SIENA	3b	0	0	0	0	0	0	0	0	0	0	0	0	0	0	0	0	0	0	.000
Feb 18	SIENA	1b	0	0	0	0	0	0	0	0	0	0	0	0	0	0	0	0	0	0	.000
Feb 19	SIENA	1b	1	0	0	0	0	0	0	0	0	0	0	0	0	0	0	2	0	0	.000
Feb 24	MANHATTAN	ph/1b	0	1	0	0	0	0	0	0	0	0	1	0	0	0	0	0	0	0	.000
Feb 25	MANHATTAN	1b/ss	1	0	0	0	0	0	0	0	0	0	0	0	0	0	0	1	0	0	.000
Mar 10	CENTRAL MICHIGAN	2b/3b	1	0	0	0	0	0	0	1	0	0	0	0	0	0	0	1	3	0	.000
Mar 11	CENTRAL MICHIGAN	*3b	3	1	0	0	0	0	0	0	0	0	1	0	0	0	1	0	3	1	.000
Mar 18	at Jacksonville	3b	0	0	0	0	0	0	0	0	0	0	0	0	0	0	0	0	0	0	.000
Mar 21	at Bethune-Cookman	3b	0	0	0	0	0	0	0	0	0	0	0	0	0	0	0	1	0	0	.000
Mar 24	DARTMOUTH	3b	0	0	0	0	0	0	0	1	0	0	0	0	0	0	0	0	1	0	.000
Mar 26	DARTMOUTH	*3b	2	1	1	1	0	0	0	2	0	0	0	1	0	0	0	0	2	0	.125
Mar 28	JACKSONVILLE	*3b	3	2	1	1	0	0	0	0	0	0	0	1	0	0	0	0	0	0	.182
Mar 31	HOUSTON	*3b	4	1	2	3	0	0	1	0	0	0	0	0	0	0	1	0	2	0	.267
Apr 01	HOUSTON	*3b	4	0	0	0	0	0	0	0	0	0	0	0	0	0	0	0	0	0	.211
Apr 02	HOUSTON	*3b	4	1	2	0	0	0	0	0	0	0	0	0	0	0	1	0	2	0	.261
Apr 05	STETSON	3b	1	0	0	0	0	0	0	0	0	0	0	0	0	0	1	1	0	0	.250
Apr 11	FAU	*3b	3	1	1	2	0	0	0	0	0	0	0	0	0	0	0	0	0	1	.259
Apr 28	MEMPHIS	ph	1	0	0	0	0	0	0	0	0	0	0	0	0	0	1	0	0	0	.250
May 07	at Tulane	ph/3b	0	1	0	0	0	0	0	1	0	0	0	0	0	0	0	0	0	0	.250
May 12	at Cincinnati	ph/3b	1	1	1	2	0	0	1	0	0	0	0	0	0	0	0	0	0	0	.276
Totals		7gs	29	10	8	9	0	0	2	5	0	0	2	2	0	0	5	6	13	2	.276

CAREER STATISTICS

Year	avg	gp-gs	ab	r	h	2b	3b	hr	rbi	tb	slg%	bb	hbp	so	gdp	ob%	sf	sh	sb-att	po	a	e	fld%
2014	.244	20-10	41	5	10	1	0	0	4	11	.268	5	1	9	0	.340	0	3	0-0	11	17	0	1.000
2015	.231	20-5	26	4	6	1	0	0	4	7	.269	4	2	8	1	.375	0	0	1-1	10	19	0	1.000
2016	.161	25-6	31	4	5	0	0	2	2	11	.355	1	2	4	2	.235	0	1	0-1	45	11	0	1.000
2017	.276	20-7	29	10	8	0	0	2	9	14	.483	5	2	5	0	.417	0	2	0-0	6	13	2	.905
TOTAL	.228	85-28	127	23	29	2	0	4	19	43	.339	15	7	26	3	.342	0	6	1-2	72	60	2	.985



#20 JOSH MOSER

Jr. - OF - 6-2/200 - FLEMING ISLAND, FLA./FLEMING ISLAND

JUNIOR (2017)

- Made 11 starts (10 OF/1 DH) and appeared in 27 games
- Registered two multi-hit and one multi-RBI game
- Tallied an RBI single vs. Manhattan (2/25)

- Blasted a two-run homer vs. Central Michigan (3/10)
- Registered two-hit games at Bethune-Cookman (4/18) and Dartmouth (3/26)
- Stole three bases at Bethune-Cookman (3/21)

SOPHOMORE (2016)

- Made five starts in the outfield and appeared in 40 games

FRESHMAN (2015)

- Appeared in 16 games as a reserve
- Drew a walk at Bethune-Cookman (2/25) and vs. Presbyterian (3/22)

PRIOR TO UCF

- Four-year letter winner at Fleming Island High School for Jeremiah Klosterman
- Helped the Golden Eagles to three district championships (2011, 2013, 2014)
- Earned all-conference and all-district first team and team scholar as a senior
- Notched all-conference first team and FACA Academic All-State
- Played during the summer for the Jacksonville Warriors and head coach Scott Marabell
- Member of the National Honor Society

PERSONAL

- Born July 7, 1996 in Orange Park, Fla.
- Son of Paul and Kelly Moser
- Majoring in Health Sciences - Pre-Clinical

SINGLE-GAME HIGHS


- Hits 2-2x, DARTMOUTH (3/26/17)
- Doubles..... 1, vs. LIU (3/11/16)
- Triples
- Home Runs..... 1-2x, DARTMOUTH (3/25/17)
- RBI 1-2x, at Memphis (4/2/16)
- Runs..... 2-2x, DARTMOUTH (3/26/17)
- Walks 1-15x, DARTMOUTH (3/26/17)
- At Bats 5, JACKSONVILLE (3/28/17)
- Putouts 8, HOUSTON (4/1/17)
- Assists

2017 GAME-BY-GAME

Date	Opponent	Pos	AB	R	H	RBI	2B	3B	HR	BB	SB	CS	HBP	SAC	SF	GDP	K	PO	A	E	Avg
Feb 17	SIENA	of	1	0	0	0	0	0	0	0	0	0	0	0	0	0	1	0	0	0	.000
Feb 18	SIENA	of	0	0	0	0	0	0	0	0	0	0	0	0	0	0	0	0	0	0	.000
Feb 19	SIENA	of	0	0	0	0	0	0	0	1	0	0	0	0	0	0	0	0	0	0	.000
Feb 21	NORTH FLORIDA	of	0	0	0	0	0	0	0	0	0	0	0	0	0	0	0	0	0	0	.000
Feb 24	MANHATTAN	of	1	1	1	1	0	0	0	1	0	0	0	0	0	0	0	2	0	0	.500
Feb 25	MANHATTAN	of	1	0	1	0	0	0	0	0	0	0	0	0	0	0	0	0	0	0	.667
Feb 26	MANHATTAN	pr/of	0	1	0	0	0	0	0	0	0	0	0	0	0	0	0	0	0	0	.667
Feb 28	at Florida	pr	0	0	0	0	0	0	0	0	0	0	0	0	0	0	0	0	0	0	.667
Mar 04	STONY BROOK	pr	1	1	0	0	0	0	0	0	0	0	0	0	0	0	1	0	0	0	.500
Mar 05	STONY BROOK	pr/of	0	0	0	0	0	0	0	1	0	0	0	0	0	0	0	0	0	0	.500
Mar 08	FLORIDA STATE	*of/dh	2	0	0	0	0	0	0	0	0	0	0	0	0	0	1	4	0	0	.333
Mar 10	CENTRAL MICHIGAN	ph/of	3	1	1	2	0	0	1	0	0	0	0	0	0	0	1	0	0	0	.333
Mar 11	CENTRAL MICHIGAN	*of	3	0	1	1	0	0	0	0	1	0	0	1	0	0	1	2	0	0	.333
Mar 14	BRADLEY	pr	0	0	0	0	0	0	0	0	0	0	0	0	0	0	0	0	0	0	.333
Mar 18	at Jacksonville	*of	3	1	1	0	0	0	0	1	0	0	0	0	0	0	1	0	0	0	.333
Mar 19	at Jacksonville	ph	0	0	0	0	0	0	0	1	0	0	0	0	0	0	0	0	0	0	.333
Mar 21	at Bethune-Cookman	*of	3	2	2	0	0	0	0	1	3	0	1	0	0	0	0	3	0	0	.389
Mar 24	DARTMOUTH	*of	3	1	0	0	0	0	0	1	0	0	0	0	0	0	1	0	0	0	.333
Mar 25	DARTMOUTH	*of	2	1	1	1	0	0	1	0	0	0	1	0	0	0	1	6	0	0	.348
Mar 26	DARTMOUTH	*of	4	2	2	0	0	0	0	1	0	0	0	0	0	0	1	5	0	0	.370
Mar 28	JACKSONVILLE	*of	5	0	0	1	0	0	0	0	0	0	0	0	0	0	1	3	0	0	.312
Apr 01	HOUSTON	*of	3	0	0	0	0	0	0	0	0	0	0	0	0	1	0	8	0	0	.286
Apr 07	at USF	*dh	3	0	0	0	0	0	0	0	0	0	0	0	0	0	2	0	0	0	.263
Apr 11	FAU	ph/of	1	0	0	0	0	0	0	0	0	0	0	0	0	0	0	0	0	0	.256
Apr 13	at East Carolina	pr/of	1	1	0	0	0	0	0	0	0	0	0	0	0	0	0	1	0	0	.250
Apr 15	at East Carolina	of	1	1	1	0	0	0	0	0	0	0	0	0	0	0	0	1	0	0	.268
Apr 18	BETHUNE-COOKMAN	ph/of	1	0	0	0	0	0	0	0	0	0	0	0	0	0	0	0	0	0	.262
Apr 23	UCONN	of	1	0	0	0	0	0	0	0	0	0	0	0	0	0	1	1	0	0	.256
Apr 30	MEMPHIS	*of	3	0	0	0	0	0	0	0	0	0	0	0	0	0	2	1	0	0	.239
May 05	at Tulane	ph/of	1	0	0	0	0	0	0	0	0	0	0	0	0	0	0	0	0	0	.234
May 06	at Tulane	pr	0	0	0	0	0	0	0	0	0	0	0	0	0	0	0	0	0	0	.234
May 07	at Tulane	of	0	0	0	0	0	0	0	0	0	0	0	0	0	0	0	0	0	0	.234
May 12	at Cincinnati	dh	2	1	0	0	0	0	0	0	0	0	0	0	0	0	0	0	0	0	.224
May 14	at Cincinnati	pr	0	0	0	0	0	0	0	0	0	0	0	0	0	0	0	0	0	0	.224
May 18	USF	ph	1	0	0	0	0	0	0	0	0	0	0	0	0	0	1	0	0	0	.220
May 19	USF	ph/of	1	0	0	0	0	0	0	0	0	0	0	0	0	0	1	1	0	0	.216
May 23	vs East Carolina	ph	1	0	1	0	1	0	0	0	0	0	0	0	0	0	0	0	0	0	.231
May 26	vs USF	of	0	0	0	0	0	0	0	0	0	0	0	0	0	0	0	0	0	0	.231
Totals		11gs	52	14	12	6	1	0	2	8	4	0	2	1	0	1	17	38	0	0	.231

CAREER STATISTICS

Year	avg	gp-gs	ab	r	h	2b	3b	hr	rbi	tb	slg%	bb	hbp	so	gdp	ob%	sf	sh	sb-att	po	a	e	fld%
2015	.000	16-0	5	0	0	0	0	0	0	0	.000	2	1	3	0	.375	0	0	0-0	3	0	0	1.000
2016	.185	41-5	27	8	5	1	1	0	2	8	.296	5	3	7	1	.371	0	1	3-4	17	0	0	1.000
2017	.231	38-11	52	14	12	1	0	2	6	19	.365	8	2	17	1	.355	0	1	4-4	38	0	0	1.000
TOTAL	.202	95-16	84	22	17	2	1	2	8	27	.321	15	6	27	2	.362	0	2	7-8	58	0	0	1.000



#13 BRYCE PETERSON

JR. - OF - 6-4/220 - ENUMCLAW, WASH./EVERETT C.C.

JUNIOR (2017)

- Made 25 starts (3 OF/22 DH) and appeared in 39 contests
- Registered five multi-hit and three multi-RBI games
- Started the opener and tallied two

- Tallied a pair of hits at Tulane (5/7)

PRIOR TO UCF

- Batted .348, hit 5 home runs, 15 doubles, 36 RBI's and had 17 stolen bases at Everett Community College
- Named Everett Community College Athlete of the Year, ABCA/Rawlings All-American and ABCA/Rawlings All-Region
- Named First Team All-State, First Team All-Area and First Team All-Conference Basketball as a Senior in high school
- Named All-Conference Baseball, All-Conference Football as a high school junior
- Named All-Conference Baseball as a high school sophomore

SINGLE-GAME HIGHS


- Hits 2-5x, at Tulane (5/7/17)
- Doubles..... 1-6x, MEMPHIS (4/28/17)
- Triples
- Home Runs..... 1-3x, BRADLEY (3/14/17)
- RBI 4, MANHATTAN (2/25/17)
- Runs..... 2-3x, at Tulane (5/7/17)
- Walks 2, at USF (4/8/17)
- At Bats 5, FLORIDA (3/1/17)
- Putouts 5, SIENA (2/18/17)
- Assists 1, MANHATTAN (2/24/17)

2017 GAME-BY-GAME

Date	Opponent	Pos	AB	R	H	RBI	2B	3B	HR	BB	SB	CS	HBP	SAC	SF	GDP	K	PO	A	E	Avg
Feb 17	SIENA	*of	4	2	2	0	1	0	0	0	0	0	0	0	0	0	1	0	0	0	.500
Feb 18	SIENA	*of	2	0	0	0	0	0	0	0	0	0	1	0	0	0	0	1	5	0	.333
Feb 24	MANHATTAN	*of	1	0	0	1	0	0	0	1	0	0	1	0	0	0	0	1	1	0	.286
Feb 25	MANHATTAN	*dh	3	2	2	4	0	0	1	1	1	0	0	0	0	0	1	0	0	0	.400
Feb 26	MANHATTAN	*dh	3	1	1	0	0	0	0	0	0	0	0	0	0	0	0	0	0	0	.385
Feb 28	at Florida	ph	1	0	0	1	0	0	0	0	0	0	0	0	0	0	0	0	0	0	.357
Mar 01	FLORIDA	*dh	5	1	1	0	0	0	0	0	1	0	0	0	0	0	2	0	0	0	.316
Mar 03	STONY BROOK	*dh	3	1	2	2	0	0	1	0	0	0	0	0	1	0	1	0	0	0	.364
Mar 04	STONY BROOK	*dh	3	0	1	0	0	0	0	1	0	0	0	0	0	0	1	0	0	0	.360
Mar 05	STONY BROOK	*dh	3	1	1	0	0	0	0	0	1	0	1	0	0	0	2	0	0	0	.357
Mar 07	FLORIDA STATE	*dh	4	0	0	0	0	0	0	0	0	0	0	0	0	0	3	0	0	0	.312
Mar 08	FLORIDA STATE	ph	1	0	0	0	0	0	0	0	0	0	0	0	0	0	0	0	0	0	.303
Mar 10	CENTRAL MICHIGAN	*dh	3	0	0	0	0	0	0	0	0	0	0	0	0	0	1	0	0	0	.278
Mar 11	CENTRAL MICHIGAN	*dh	2	0	0	0	0	0	0	1	0	0	0	0	0	0	1	0	0	0	.263
Mar 14	BRADLEY	*dh	4	1	1	1	0	0	1	1	2	0	0	0	0	0	1	0	0	0	.262
Mar 17	JACKSONVILLE	*dh	4	0	0	0	0	0	0	0	0	0	0	0	0	0	2	0	0	0	.239
Mar 19	at Jacksonville	*dh	4	0	1	0	1	0	0	0	0	0	0	0	0	0	0	0	0	0	.240
Mar 21	at Bethune-Cookman	ph	1	0	1	0	0	0	0	0	0	0	0	0	0	0	0	0	0	0	.255
Mar 24	DARTMOUTH	ph	1	0	0	0	0	0	0	0	0	0	0	0	0	0	1	0	0	0	.250
Mar 26	DARTMOUTH	ph/of	1	0	0	1	0	0	0	1	0	0	0	0	0	1	0	0	0	0	.245
Apr 01	HOUSTON	ph	1	0	1	0	0	0	0	0	0	0	0	0	0	0	0	0	0	0	.259
Apr 02	HOUSTON	*dh	4	0	0	0	0	0	0	0	0	0	0	0	0	0	2	0	0	0	.241
Apr 05	STETSON	*dh	1	0	0	0	0	0	0	1	0	0	0	0	0	0	1	0	0	0	.237
Apr 07	at USF	ph	1	0	1	1	0	0	0	0	0	0	0	0	0	0	0	0	0	0	.250
Apr 08	at USF	*dh	2	1	0	0	0	0	0	2	2	0	0	0	0	0	0	0	0	0	.242
Apr 11	FAU	*dh	2	1	1	0	0	0	0	0	0	0	0	0	0	0	0	0	0	0	.250
Apr 13	at East Carolina	*dh	4	0	1	0	1	0	0	0	0	0	0	0	0	0	2	0	0	0	.250
Apr 14	at East Carolina	ph	2	0	1	0	1	0	0	0	0	0	0	0	0	0	0	0	0	0	.257
Apr 15	at East Carolina	*dh	4	1	1	0	0	0	0	0	0	0	0	0	0	0	1	0	0	0	.257
Apr 18	BETHUNE-COOKMAN	*dh	3	1	2	2	1	0	0	0	0	0	0	0	0	0	1	0	0	0	.273
Apr 21	UCONN	*dh	2	0	0	0	0	0	0	0	0	0	0	0	0	0	2	0	0	0	.266
Apr 28	MEMPHIS	*dh	3	1	1	1	1	0	0	0	0	0	0	0	0	1	1	0	0	0	.268
May 06	at Tulane	ph	1	0	0	0	0	0	0	0	0	0	0	0	0	1	0	0	0	0	.265
May 07	at Tulane	*dh	3	2	2	0	0	0	0	0	1	0	0	0	0	0	0	0	0	0	.279
May 10	at Miami (FL)	ph	2	0	0	0	0	0	0	0	0	0	0	0	0	0	1	0	0	0	.273
May 12	at Cincinnati	dh	1	0	0	0	0	0	0	0	0	0	0	0	0	0	0	0	0	0	.270
May 14	at Cincinnati	dh	2	0	0	0	0	0	0	0	0	0	1	0	0	1	1	0	0	0	.264
May 23	vs East Carolina	ph	0	0	0	0	0	0	0	1	0	0	0	0	0	0	0	0	0	0	.264
May 26	vs USF	ph	1	0	0	0	0	0	0	0	0	0	0	0	0	0	1	0	0	0	.261
Totals		25gs	92	16	24	14	6	0	3	10	8	0	4	0	1	4	31	6	1	0	.261

CAREER STATISTICS

Year	avg	qp-gs	ab	r	h	2b	3b	hr	rbi	tb	slg%	bb	hbp	so	qdp	ob%	sf	sh	sb-att	po	a	e	fld%
2017	.261	39-25	92	16	24	6	0	3	14	39	.424	10	4	31	4	.355	1	0	8-8	6	1	0	1.000
TOTAL	.261	39-25	92	16	24	6	0	3	14	39	.424	10	4	31	4	.355	1	0	8-8	6	1	0	1.000



#24 JUAN PIMENTEL

SR. - RHP - 6-4/200 - MIAMI, FLA./FELIZ VARELA SENIOR (INDIAN RIVER S.C.)

SENIOR (2017)

- Made 12 starts and three relief appearances
- Opened season with a victory over Siena (2/18), which included four strikeouts over six shutout innings and just two hits

- Fanned a season-high six batters in six frames to pick up win vs. Manhattan (2/25)
- Notched third victory with three strikeouts in six innings vs. Stony Brook (3/4)
- Went seven inning sand fanned three to earn the win vs. Central Michigan (3/11)
- Won fifth start in a row at Jacksonville (3/18) by going five innings and allowing one run

JUNIOR (2016)

- Made 12 starts and appeared in 17 games
- The American Honor Roll (4/4, 5/9)

PRIOR TO UCF

- Two-year player for Indian River State College in Fort Pierce, Fla.
- Earned selection to the All-Conference First Team following each campaign
- Contributed a 3.68 ERA and 3-3 mark with 66 strikeouts in 80.2 frames during sophomore year
- Posted a 2.95 ERA and 4-1 mark with 66 strikeouts in 76.1 innings of work as a freshman
- Four-year letterwinner for head coach John Barbato at Felix Varela Senior High School
- Named to the All-Dade Second Team and Team MVP as a senior
- Participated with the Legends during the summer coached by Carlos Marti and Angel Herrera

PERSONAL

- Born Jan. 14, 1995 in Santa Domingo, Dominican Republic
- Son of Juan and Ana Pimentel
- Majoring in Business Management

SINGLE-GAME HIGHS

Innings.....8.1, vs. Memphis (4/3/16)
 Walks4, vs. Miami (3/16/16)
 Strikeouts.....9, at Memphis (4/3/16)
 Batters Faced.....33, at ECU (4/14/17)
 Putouts1-3x, at USF (4/30/16)
 Assists1-8x, vs. Florida (3/1/16)

2017 GAME-BY-GAME

Date	Opponent	GS	IP	H	R	ER	BB	SO	2B	3B	HR	WP	BK	HBP	IBB	Score	W-L	Sv	ERA	NP
Feb 18	SIENA	*	5.1	2	0	0	1	4	1	0	0	0	0	1	0	3-0	1-0	0	0.00	76
Feb 25	MANHATTAN	*	6.0	4	1	1	1	6	1	0	1	0	0	0	0	10-1	2-0	0	0.79	84
Mar 04	STONY BROOK	*	6.0	5	4	2	2	3	0	0	1	0	1	0	0	8-4	3-0	0	1.56	94
Mar 11	CENTRAL MICHIGAN	*	7.0	7	1	1	1	4	0	0	0	0	0	0	0	7-3	4-0	0	1.48	102
Mar 18	at Jacksonville	*	5.0	7	1	1	1	1	2	0	0	0	0	0	0	10-3	5-0	0	1.53	77
Mar 25	DARTMOUTH	*	5.2	7	4	0	2	5	0	0	0	0	0	0	0	1-4	5-1	0	1.29	96
Apr 01	HOUSTON	*	6.0	7	3	3	0	3	2	1	1	0	0	0	0	1-3	5-2	0	1.76	92
Apr 08	at USF	*	4.0	5	1	1	1	3	1	0	0	0	0	1	0	5-6	5-2	0	1.80	78
Apr 14	at East Carolina	*	7.0	10	2	2	2	4	0	0	1	0	0	0	0	9-4	6-2	0	1.90	100
Apr 22	UCONN	*	3.0	7	5	5	1	2	2	0	0	0	0	1	0	5-6	6-2	0	2.62	58
Apr 29	MEMPHIS	*	2.1	7	7	7	2	3	1	0	1	1	0	0	0	4-9	6-3	0	3.61	62
May 02	at North Florida	*	1.0	4	1	1	0	0	0	0	0	0	0	0	0	1-2	6-4	0	3.70	27
May 07	at Tulane	*	1.0	0	0	0	1	1	0	0	0	0	0	0	0	11-1	6-4	0	3.64	16
05/16/17	at Florida Atlantic	*	2.1	7	7	7	3	2	3	0	0	1	0	2	0	4-9	6-5	0	4.52	84
May 23	vs East Carolina	*	2.0	5	4	4	2	0	0	0	0	0	0	0	0	3-14	6-5	0	4.95	42
Totals		12	63.2	84	41	35	20	41	13	1	5	2	1	5	0	82-69	6-5	0	4.95	-

CAREER STATISTICS

Year	era	w-l	app	qs	cq	sho	sv	ip	h	r	er	bb	so	2b	3b	hr	bf	bavq	wp	hbp	bk	sfa	sha
2016	4.08	3-7	18	13	1	0/1	0	86.0	104	45	39	19	62	17	1	4	376	.301	7	7	0	2	2
2017	4.95	6-5	15	12	0	0/1	0	63.2	84	41	35	20	41	13	1	5	295	.321	2	5	1	3	5
TOTAL	4.45	9-12	33	25	1	0/2	0	149.2	188	86	74	39	103	30	2	9	671	.309	9	12	1	5	7



#29 ANDREW ROHLOFF

Jr. - RHP - 6-3/195 - COCONUT CREEK, FLA./PALM BEACH S.C.

JUNIOR (2017)

- Made eight relief appearances
- Stuck out two in one inning of work in Knights debut
- Tied career-best with two strikeouts vs. FSU (3/8), FAU (4/11), FAU (5/16)

PERSONAL

- Born July 17, 1996
- Son of Keith and Michelle Rohloff
- Majoring in Exercise Science

SINGLE-GAME HIGHS

- Innings.....1.0-6x, USF (5/19/17)
- Walks 1, at Jacksonville (3/18/17)
- Strikeouts.....2-4x, at FAU (5/16/17)
- Batters Faced.....3-7x, USF (5/19/17)
- Putouts
- Assists1, at FAU (5/16/17)

PRIOR TO UCF

- Threw a 3.00 ERA and 33 k's in 16 appearances with a 2-0 record at Palm Beach State
- Named All-Conference and Team MVP as a Senior in high school
- Appeared in the Middle Tennessee All-Star Game as a senior
- Threw a seven-inning no-hitter as senior and compiled a 1.19 ERA and 7-2 mark during year
- Named All-Conference and Team MVP as a high school junior
- Posted a 1.05 ERA as a junior with a perfect 5-0 record

2017 GAME-BY-GAME

Date	Opponent	GS	IP	H	R	ER	BB	SO	2B	3B	HR	WP	BK	HBP	IBB	Score	W-L	Sv	ERA	NP
Feb 17	SIENA		1.0	1	1	1	0	2	0	0	1	0	0	0	0	17-6	0-0	0	9.00	23
Feb 24	MANHATTAN		1.0	1	0	0	0	0	1	0	0	0	0	0	0	13-3	0-0	0	4.50	14
Mar 08	FLORIDA STATE		1.0	0	0	0	0	2	0	0	0	0	0	0	0	0-5	0-0	0	3.00	19
Mar 18	at Jacksonville		0.1	3	2	2	1	0	1	0	0	0	0	1	0	10-3	0-0	0	8.10	23
Apr 11	FAU		1.0	0	0	0	0	2	0	0	0	0	0	0	0	3-8	0-0	0	6.23	12
05/16/17	at Florida Atlantic		1.0	0	0	0	0	2	0	0	0	0	0	0	0	4-9	0-0	0	5.06	11
May 19	USF		1.0	1	0	0	0	0	1	0	0	0	0	0	0	9-1	0-0	0	4.26	13
May 23	vs East Carolina		1.0	1	1	1	1	0	0	0	0	0	0	0	0	3-14	0-0	0	4.91	19
May 26	vs USF		1.0	0	0	0	1	1	0	0	0	0	0	0	0	12-0	0-0	0	4.32	16
Totals		0	8.1	7	4	4	3	9	3	0	1	0	0	1	0	71-49	0-0	0	4.32	-

CAREER STATISTICS

Year	era	w-l	app	qs	cq	sho	sv	ip	h	r	er	bb	so	2b	3b	hr	bf	bavq	wp	hbp	bk	sfa	sha
2017	4.32	0-0	9	0	0	0/1	0	8.1	7	4	4	3	9	3	0	1	36	.226	0	1	0	0	1
TOTAL	4.32	0-0	9	0	0	0/1	0	8.1	7	4	4	3	9	3	0	1	36	.226	0	1	0	0	1



#37 JORDAN SCHEFTZ

RJR. - RHP - 6-3/190 - IRVINE, CALIF./SADDLEBACK COLLEGE

SENIOR (2017)

- Made 26 relief appearances
- Recorded first victory against North Florida (2/21) by tossing 0.2 innings and fanning one
- Struck out the side at Bethune-Cookman (4/18)

PRIOR TO UCF

- Named First-team All-League, All-County, All-City and led the team in wins, decisions and strikeouts as a senior at University High School
- Named League MVP, first team All-League, All-CIF, All-County and All-City as a junior

SINGLE-GAME HIGHS

- Innings..... 3.0, at Cincinnati (5/14/17)
- Walks 3, at USF (4/8/17)
- Strikeouts..... 3-4x, at Cincinnati (5/14/17)
- Batters Faced..... 9, at Cincinnati (5/14/17)
- Putouts
- Assists..... 3, CMU (3/11/17)

PERSONAL

- Born Aug. 31, 1995 in North York, Ontario
- Son of Trevor and Marni Scheftz
- Majoring in Communication

- Tied a career-best three strikeouts vs. Houston (3/31), FAU (4/11) and at Cincinnati (5/14)
- Logged 6.1 innings over seven appearances without allowing a run from 4/15-5/7

2017 GAME-BY-GAME

Date	Opponent	GS	IP	H	R	ER	BB	SO	2B	3B	HR	WP	BK	HBP	IBB	Score	W-L	Sv	ERA	NP
Feb 18	SIENA		1.0	0	0	0	0	2	0	0	0	0	0	0	0	3-0	0-0	0	0.00	11
Feb 19	SIENA		1.0	0	0	0	0	2	0	0	0	0	0	0	0	7-2	0-0	0	0.00	11
Feb 21	NORTH FLORIDA		0.2	2	1	1	0	1	1	0	0	0	0	0	0	3-2	1-0	0	3.38	17
Feb 26	MANHATTAN		0.1	1	1	0	1	0	0	0	0	0	0	1	0	7-2	1-0	0	3.00	15
Mar 01	FLORIDA		1.1	1	1	1	1	2	1	0	0	1	0	0	0	11-2	1-0	0	4.15	28
Mar 08	FLORIDA STATE		1.0	0	0	0	1	2	0	0	0	0	0	1	0	0-5	1-0	0	3.38	19
Mar 11	CENTRAL MICHIGAN		2.2	1	0	0	0	2	0	0	0	0	0	0	0	5-4	1-0	0	2.25	25
Mar 14	BRADLEY		1.0	1	0	0	0	2	0	0	0	0	0	0	0	12-9	1-0	0	2.00	15
Mar 19	at Jacksonville		1.0	0	1	1	2	2	0	0	0	1	0	1	0	1-7	1-0	0	2.70	28
Mar 21	at Bethune-Cookman		1.0	1	0	0	0	3	0	0	0	1	0	1	0	5-4	1-0	0	2.45	18
Mar 24	DARTMOUTH		1.0	0	1	0	2	1	0	0	0	0	0	0	0	3-4	1-1	0	2.25	30
Mar 31	HOUSTON		2.0	0	0	0	0	3	0	0	0	0	0	0	0	5-2	1-1	0	1.93	27
Apr 05	STETSON		1.0	0	0	0	1	0	0	0	0	0	0	0	0	5-3	1-1	0	1.80	11
Apr 08	at USF		1.2	3	3	2	3	1	0	0	0	0	0	0	1	5-6	1-2	0	2.70	34
Apr 11	FAU		1.1	3	2	0	2	3	0	0	0	0	0	0	0	3-8	1-2	0	2.50	32
Apr 15	at East Carolina		1.1	0	0	0	1	2	0	0	0	0	0	0	0	7-0	1-2	0	2.33	17
Apr 18	BETHUNE-COOKMAN		1.0	0	0	0	0	2	0	0	0	0	0	0	0	5-1	1-2	0	2.21	10
Apr 22	UCONN		0.2	1	0	0	0	0	0	0	0	0	0	0	0	5-6	1-2	0	2.14	1
Apr 23	UCONN		1.0	1	0	0	1	2	0	0	0	0	0	0	0	8-2	1-2	0	2.05	19
Apr 30	MEMPHIS		0.1	0	0	0	0	0	0	0	0	0	0	0	0	2-1	1-2	0	2.01	3
May 02	at North Florida		1.0	0	0	0	0	1	0	0	0	0	0	0	0	1-2	1-2	0	1.93	15
May 07	at Tulane		1.0	0	0	0	0	1	0	0	0	0	0	0	0	11-1	1-2	0	1.85	9
May 14	at Cincinnati		3.0	1	1	1	0	3	0	1	0	0	0	0	0	5-8	1-2	0	1.98	34
May 18	USF		0.1	0	0	0	2	0	0	0	0	0	0	0	0	4-7	1-2	0	1.95	15
May 25	vs Tulane		1.0	1	0	0	0	1	0	0	0	0	0	0	0	8-3	1-2	0	1.88	16
May 26	vs East Carolina		2.0	0	0	0	2	2	0	0	0	0	0	0	0	0-4	1-2	0	1.76	39
Totals		0	30.2	17	11	6	19	40	2	1	0	3	0	4	1	131-95	1-2	0	1.76	-

CAREER STATISTICS

Year	era	w-l	app	gs	cq	sho	sv	ip	h	r	er	bb	so	2b	3b	hr	bf	bavq	wp	hbp	bk	sfa	sha
2017	1.76	1-2	26	0	0	0/2	0	30.2	17	11	6	19	40	2	1	0	131	.160	3	4	0	0	2
TOTAL	1.76	1-2	26	0	0	0/2	0	30.2	17	11	6	19	40	2	1	0	131	.160	3	4	0	0	2



#30 CAMPBELL SCHOLL

Sr. - RHP - 6-6/225 - Mt. Juliet, Tenn./Mt. Juliet (Walters State C.C.)

SENIOR (2017)

- Picked up the victory vs. Stony Brook (3/5) by logging one inning
- Tallied a pair of strikeouts vs. FAU (4/11)

Series in Grand Junction, Co.

- Named to the 2015 All-Conference Second Team
- Received the Exemplary Academic Achievement Award by the NJCAA
- Two-year letterwinner for head coach Mark Purvis at Mt. Juliet High School
- Four-time district champion with the Golden Bears
- Appeared in the Middle Tennessee All-Star Game as a senior
- Threw a seven-inning no-hitter as senior and compiled a 1.19 ERA and 7-2 mark during year
- Posted a 1.05 ERA as a junior with a perfect 5-0 record

SINGLE-GAME HIGHS

- Innings.....2.2, vs. Jacksonville (5/11/16)
- Walks3, at B-CU (3/9/16)
- Strikeouts.....3, vs. Jacksonville (5/11/16)
- Batters Faced.....15, at B-CU (3/9/16)
- Putouts
- Assists.....1-3x, vs. Jacksonville (5/11/16)

JUNIOR (2016)

- Appeared in 24 games

PRIOR TO UCF

- Played two seasons at Walters State Community College in Morristown, Tenn.
- Posted a 12-5 record with 86 strikeouts in 75.1 innings pitched in 2015
- Walters State finished third nationally in 2015 and competed in the NJCAA World

PERSONAL

- Born Sept. 20, 1994 in Nashville, Tenn.
- Son of Scottie and Dennis Scholl
- Major in Business Administration

2017 GAME-BY-GAME

Date	Opponent	GS	IP	H	R	ER	BB	SO	2B	3B	HR	WP	BK	HBP	IBB	Score	W-L	Sv	ERA	NP
Feb 17	SIENA		0.1	2	2	2	0	1	0	0	1	1	0	0	0	17-6	0-0	0	54.00	9
Mar 05	STONY BROOK		1.0	2	0	0	0	0	0	0	0	0	0	0	0	3-2	1-0	0	13.50	11
Mar 10	CENTRAL MICHIGAN		1.0	0	0	0	0	1	0	0	0	0	0	0	0	21-1	1-0	0	7.71	12
Mar 14	BRADLEY		1.0	3	5	2	1	1	1	0	0	0	0	1	0	12-9	1-0	0	10.80	27
Apr 11	FAU		1.0	1	1	0	2	2	0	0	0	0	0	0	0	3-8	1-0	0	8.31	25
Totals		0	4.1	8	8	4	3	5	1	0	1	1	0	1	0	56-26	1-0	0	8.31	-

CAREER STATISTICS

Year	era	w-l	app	gs	cq	sho	sv	ip	h	r	er	bb	so	2b	3b	hr	bf	bavg	wp	hbp	bk	sfa	sha
2016	7.71	1-0	24	0	0	0/2	1	21.0	23	19	18	10	23	3	0	0	97	.291	5	6	0	0	2
2017	8.31	1-0	5	0	0	0/0	0	4.1	8	8	4	3	5	1	0	1	26	.364	1	1	0	0	0
TOTAL	7.82	2-0	29	0	0	0/2	1	25.1	31	27	22	13	28	4	0	1	123	.307	6	7	0	0	2



#19 JOSEPH SHERIDAN

FR. - LHP - 6-0/180 - OVIEDO, FLA./HAGERTY

FRESHMAN (2017)

- The most victories by a UCF freshman with 10 wins, passing Laurence Heisler (1990) and Brian Ahern (1987)

- For the third time in program

history, UCF has two 10-game winners - Joe Sheridan (10) and Robby Howell (10)

- Made 13 starts and five relief appearances

- Notched first victory with a strikeouts over two innings of relief vs. Siena (2/19)

- Fanned four and allowed one run over five innings to notch the win vs. No. 2 Florida (3/1)

- Talled a relief victory vs. Bradley (3/14) by tossing 2.1 frames

- Tossed six shutout innings vs. Dartmouth (3/26), while tallying five strikeouts

- Struck out six over 7.2 scoreless innings to notch sixth victory at ECU (4/15)

- Registered seventh win with five strikeouts over six innings v.s UConn (4/23)

- Recorded a career-high nine strikeouts in 6.1 innings, while allowing just three hits and one run vs. Memphis (4/30)

- Picked up ninth win at Tulane (5/7) by logging seven innings and striking out

three

- Helped UCF clinch The American Regular Season Championship by fanned eight over seven innings and yielding one earned run vs. USF (5/20)

PRIOR TO UCF

- Named First-Team All-Conference, Seminole County Player of the Year and Central Florida Player of the Year

- All-time leader in wins, starts and innings pitched and season leader in batting avg and hits as a senior at Hagerty High School

PERSONAL

- Born Dec. 24, 1997

- Son of Bill and Sharon Sheridan

- Majoring in Criminal Justice

SINGLE-GAME HIGHS

Innings.....7.2, at ECU (4/15/17)

Walks..... 4-2x, at ECU (4/15/17)

Strikeouts.....9, vs. Memphis (4/30/17)

Batters Faced.....31, at ECU (4/15/17)

Putouts 2, BRADLEY (3/14/17)

Assists 4, UCONN (4/23/17)

2017 GAME-BY-GAME

Date	Opponent	GS	IP	H	R	ER	BB	SO	2B	3B	HR	WP	BK	HBP	IBB	Score	W-L	Sv	ERA	NP
Feb 18	SIENA		0.1	0	0	0	1	0	0	0	0	1	0	0	0	3-0	0-0	0	0.00	9
Feb 19	SIENA		2.0	2	0	0	0	1	0	0	0	0	0	0	0	7-2	1-0	0	0.00	19
Feb 21	NORTH FLORIDA		1.0	1	0	0	2	2	0	0	0	0	0	0	0	3-2	1-0	0	0.00	29
Feb 25	MANHATTAN		1.0	2	0	0	0	1	0	0	0	0	0	0	0	10-1	1-0	0	0.00	12
Mar 01	FLORIDA	*	5.0	4	1	1	1	4	3	0	0	0	2	0	0	11-2	2-0	0	0.96	71
Mar 08	FLORIDA STATE	*	4.0	5	3	3	3	5	2	0	0	0	0	0	0	0-5	2-1	0	2.70	86
Mar 14	BRADLEY		2.1	2	1	1	0	1	0	0	0	0	0	0	0	12-9	3-1	0	2.87	26
Mar 19	at Jacksonville	*	5.0	8	6	5	4	1	2	0	0	1	0	0	0	1-7	3-2	0	4.35	79
Mar 26	DARTMOUTH	*	6.0	5	0	0	0	5	0	0	0	0	0	0	0	15-0	4-2	0	3.38	75
Apr 02	HOUSTON	*	5.0	4	1	1	1	6	1	0	0	0	0	0	0	6-1	5-2	0	3.13	67
Apr 09	at USF	*	4.1	11	6	6	2	5	1	1	1	1	0	0	0	5-7	5-3	0	4.25	76
Apr 15	at East Carolina	*	7.2	4	0	0	4	6	1	0	0	0	0	0	0	7-0	6-3	0	3.50	111
Apr 23	UCONN	*	6.0	8	2	2	2	5	0	0	0	0	0	0	0	8-2	7-3	0	3.44	82
Apr 30	MEMPHIS	*	6.1	3	1	1	2	9	0	0	1	0	0	1	0	2-1	8-3	0	3.21	92
May 07	at Tulane	*	7.0	4	1	1	0	3	0	0	1	0	0	0	0	11-1	9-3	0	3.00	80
May 14	at Cincinnati	*	2.0	5	4	4	1	2	0	0	0	0	0	0	0	5-8	9-4	0	3.46	42
May 20	USF	*	7.0	6	2	1	1	8	0	0	0	0	0	0	0	3-2	10-4	0	3.25	98
Totals		12	72.0	74	28	26	24	64	10	1	3	3	2	1	0	109-50	10-4	0	3.25	-

CAREER STATISTICS

Year	era	w-l	app	qs	cq	sho	sv	ip	h	r	er	bb	so	2b	3b	hr	bf	bavq	wp	hbp	bk	sfa	sha
2017	3.25	10-4	17	12	0	0/3	0	72.0	74	28	26	24	64	10	1	3	306	.268	3	1	2	1	4
TOTAL	3.25	10-4	17	12	0	0/3	0	72.0	74	28	26	24	64	10	1	3	306	.268	3	1	2	1	4



#36 RYLAN THOMAS

FR. -INF/RHP - 5-11/235 - WINTER GARDEN, FLA./WINDERMERE PREP

FRESHMAN (2017)

- The American Position Player Rookie of the Year
- The American All-Conference Second Team
- Started 57 games at first base

Bradley (3/14)

- Drove in four runs and tallied three hits in a victory over Jacksonville (3/28)
- Tallied three hits and drove in a run with a double vs. Houston (4/2)
- Came through with a two-run single to tie the game at ECU (4/13) and finished the contest with two hits and three RBI
- Tallied three hits, four RBI, a home run and two doubles vs. UConn (4/21)
- Delivered a two-run homers and added a single at Tulane (5/5)
- Went 3-for-5 with three RBI vs. USF (5/19)
- Tallied a two-run double to knot the contest vs. USF (5/20) in the first inning of the season finale

PRIOR TO UCF

- Named First-Team All-District as a sophomore, junior and senior at Windermere Prep
- Named All-Metro as a freshman and sophomore

PERSONAL

- Born June 25, 1997 in Orlando, Fla.
- Son of John Thomas
- Majoring in Business

- Tallied 20 multi-hit and 12 multi-RBI games
- Drove in a run in first collegiate start vs. Siena (2/19), then tallied two hits and one RBI vs. North Florida (2/21)
- Connected on a two-run and three-run homers, while driving in seven runs in a 3-for-3 performance against Central Michigan (3/10)
- Blasted home runs in three-straight games vs. Central Michigan (3/10-11) and

2017 GAME-BY-GAME

Date	Opponent	Pos	AB	R	H	RBI	2B	3B	HR	BB	SB	CS	HBP	SAC	SF	GDP	K	PO	A	E	Avg
Feb 19	SIENA	*1b/p	2	1	0	1	0	0	0	1	0	0	0	0	1	0	0	7	1	0	.000
Feb 21	NORTH FLORIDA	*1b/p	4	0	2	1	0	0	0	0	0	0	0	0	0	0	2	6	1	0	.333
Feb 25	MANHATTAN	*1b	4	2	1	0	0	0	0	0	0	0	0	0	0	0	2	7	0	0	.300
Feb 26	MANHATTAN	*1b/p	4	0	2	0	0	0	0	0	0	0	0	0	0	0	1	3	0	1	.357
Feb 28	at Florida	*1b	4	0	2	0	0	0	0	1	0	0	0	0	0	0	2	8	0	0	.389
Mar 01	FLORIDA	*1b	5	0	3	1	1	0	0	0	0	0	0	0	0	0	1	11	0	0	.435
Mar 03	STONY BROOK	*1b	4	0	0	0	0	0	0	0	0	0	0	0	1	0	2	7	1	0	.370
Mar 04	STONY BROOK	*1b	5	0	2	1	1	0	0	0	1	0	0	0	0	0	3	10	0	0	.375
Mar 05	STONY BROOK	*1b	4	0	1	1	1	0	0	0	0	0	0	0	0	1	0	8	0	0	.361
Mar 07	FLORIDA STATE	*1b	3	0	0	0	0	0	0	1	0	0	0	0	0	0	1	5	0	0	.333
Mar 08	FLORIDA STATE	*1b/p	3	0	0	0	0	0	0	0	0	0	0	0	0	0	3	5	0	1	.310
Mar 10	CENTRAL MICHIGAN	*1b	3	2	3	7	0	0	2	0	0	0	0	0	0	0	0	8	1	0	.356
Mar 11	CENTRAL MICHIGAN	*1b	4	3	3	3	0	0	1	0	0	0	0	0	0	0	0	7	1	1	.388
Mar 11	CENTRAL MICHIGAN	*1b/p	4	2	2	2	1	0	1	0	1	0	0	0	0	0	1	7	1	0	.396
Mar 14	BRADLEY	*1b	4	1	1	2	0	0	0	1	1	0	0	0	0	0	2	12	2	0	.386
Mar 17	JACKSONVILLE	*1b	4	0	1	0	0	0	0	0	0	0	0	0	0	1	2	9	2	0	.377
Mar 18	at Jacksonville	*1b	4	2	3	2	1	0	1	0	0	1	0	0	0	0	1	10	0	0	.400
Mar 19	at Jacksonville	*1b	4	0	1	0	0	0	0	0	0	0	0	0	0	0	1	11	1	0	.391
Mar 21	at Bethune-Cookman	*1b	4	1	0	0	0	0	0	0	0	0	1	0	0	0	2	4	0	0	.370
Mar 24	DARTMOUTH	*1b	3	0	1	3	0	0	0	0	0	0	0	0	1	0	1	9	1	0	.368
Mar 25	DARTMOUTH	*1b	4	0	1	0	0	0	0	0	0	0	0	0	0	0	1	3	0	0	.363
Mar 26	DARTMOUTH	*1b/p	4	2	0	1	0	0	0	0	1	0	0	0	0	0	1	6	0	0	.345
Mar 28	JACKSONVILLE	*1b	5	2	3	4	1	0	1	0	0	0	0	0	0	0	0	6	0	0	.360
Mar 31	HOUSTON	*1b	4	0	1	0	0	0	0	0	0	0	1	0	0	0	3	9	0	0	.355
Apr 01	HOUSTON	*1b	3	0	0	0	0	0	0	1	0	0	0	0	0	0	0	5	0	0	.344
Apr 02	HOUSTON	*1b	4	1	3	1	1	0	0	1	0	0	0	0	0	0	0	10	2	0	.360
Apr 05	STETSON	*1b	4	0	0	0	0	0	0	0	0	0	0	0	0	0	1	8	2	0	.346
Apr 07	at USF	*1b	5	0	0	0	0	0	0	0	0	0	0	0	0	0	3	9	2	0	.330
Apr 08	at USF	*1b	5	0	0	0	0	0	0	0	0	0	0	0	0	0	5	5	1	0	.316
Apr 09	at USF	*1b	4	1	1	1	0	0	1	1	0	0	0	0	0	0	3	4	0	0	.314
Apr 11	FAU	*1b/p	2	0	0	0	0	0	0	1	0	0	0	0	0	0	1	3	0	0	.308
Apr 13	at East Carolina	*1b	6	1	2	3	0	0	1	0	0	0	0	0	0	0	0	11	0	0	.310
Apr 14	at East Carolina	*1b	3	1	0	0	0	0	0	0	0	0	1	0	0	0	1	7	0	0	.302
Apr 15	at East Carolina	*1b	4	1	2	0	0	0	0	1	0	0	0	0	0	1	1	12	0	0	.308
Apr 18	BETHUNE-COOKMAN	*1b	3	2	0	0	0	0	0	1	1	0	0	0	0	0	1	12	0	0	.301
Apr 21	UCONN	*1b	4	2	3	4	2	0	1	0	0	0	1	0	0	0	0	12	0	0	.314
Apr 22	UCONN	*1b	5	1	1	1	0	0	0	0	0	0	0	0	0	0	4	11	0	0	.310
Apr 23	UCONN	*1b	4	2	2	1	0	0	0	0	1	0	0	0	0	0	2	12	0	0	.315
Apr 28	MEMPHIS	*1b	3	1	1	0	0	0	0	1	1	0	0	0	0	0	1	7	1	0	.316
Apr 29	MEMPHIS	*1b	4	0	1	1	0	0	0	0	0	0	1	0	0	0	1	9	1	0	.314
Apr 30	MEMPHIS	*1b	4	0	0	0	0	0	0	0	0	0	0	0	0	0	2	8	0	0	.306
May 02	at North Florida	*1b	4	1	1	1	0	0	1	0	0	0	0	0	0	0	0	10	0	0	.305
May 05	at Tulane	*1b	5	3	2	2	0	0	1	0	0	0	0	0	0	0	1	7	1	0	.308
May 06	at Tulane	*1b	3	0	1	0	0	0	0	0	0	0	1	0	0	0	2	8	0	0	.308
May 07	at Tulane	*1b	6	1	1	0	0	0	0	0	0	0	0	0	0	0	0	12	1	0	.303
May 10	at Miami (FL)	*1b	4	0	0	0	0	0	0	0	0	0	0	0	0	0	3	4	0	0	.297
May 12	at Cincinnati	*1b	3	1	1	0	0	0	0	1	0	0	0	0	0	0	0	10	1	0	.297
May 13	at Cincinnati	*1b	3	2	2	1	0	0	1	1	0	0	0	0	0	0	0	1	6	3	.303
May 14	at Cincinnati	*1b	5	1	1	1	0	0	0	0	0	0	0	0	0	0	2	8	0	0	.301
05/16/17	at Florida Atlantic	*1b	4	1	1	0	1	0	0	0	0	0	0	0	0	0	3	6	0	0	.299
May 18	USF	*1b	5	0	0	0	0	0	0	0	0	0	0	0	0	0	2	14	1	0	.292
May 19	USF	*1b	5	2	3	3	0	0	1	0	0	0	0	0	0	0	2	6	1	0	.300
May 20	USF	*1b	3	0	1	2	1	0	0	1	0	0	0	0	0	0	1	6	1	1	.300
May 23	vs East Carolina	*1b	4	0	2	1	0	0	0	0	0	0	0	0	0	0	1	10	0	1	.304
May 25	vs Tulane	*1b	4	0	1	0	0	0	0	0	2	0	1	0	0	0	3	2	2	0	.303
May 26	vs USF	*1b	5	1	1	0	0	0	0	0	0	0	0	0	0	0	3	7	0	0	.300
May 26	vs East Carolina	*1b	3	0	2	0	0	0	0	1	0	0	0	0	0	0	0	8	0	0	.305
Totals		57gs	226	44	69	52	11	0	13	15	9	1	7	0	3	3	82	447	32	5	.305

SINGLE-GAME HIGHS

- Hits3-8x, USF (5/19/17)
- Doubles..... 2, UCONN (4/21/7)
- Triples
- Home Runs.....1-13x, USF (5/19/17)
- RBI 7, CMU (5/10/17)
- Runs..... 3-2x, at Tulane (5/5/17)
- Walks1-14x, USF (5/20/17)
- At Bats6-2x, USF (3/18/17)
- Putouts 14, USF (5/18/17)
- Assists3, at Cincinnati (5/13/17)

CAREER STATISTICS

Year	avg	gp-gs	ab	r	h	2b	3b	hr	rbi	tb	slg%	bb	hbp	so	gdp	ob%	sf	sh	sb-att	po	a	e	fld%
2017	.305	57-57	226	44	69	11	0	13	52	119	.527	15	7	82	3	.363	3	0	9-10	447	32	5	.990
TOTAL	.305	57-57	226	44	69	11	0	13	52	119	.527	15	7	82	3	.363	3	0	9-10	447	32	5	.990



#42 TRENT THOMPSON

SR. - RHP - 6-3/247 - TAMPA, FLA./BERKELEY PREP

SENIOR (2017)

- Made four starts on the campaign and tallied 14 relief appearances
- Fanned a season-high four batters in two innings of relief vs. FSU (3/7)
- Went 17.1 frames from 3/3-5/2

without allowing an earned run, while registering 18 punch outs

JUNIOR (2016)

- Appeared in 23 contests

SOPHOMORE (2015)

- Made 15 relief appearances and two starts
- Totaled 16 strikeouts in 18.2 innings of work
- Pitched a perfect inning against Siena (2/15) and added a pair of punch outs
- Earned a save by recording the final two outs at South Alabama (2/2)
- Set a personal best with five strikeouts against Ole Miss (3/1) in 3.1 frames of work
- Provided two shutout innings of relief to close out the game vs. No. 2 Florida (3/3)
- Delivered a perfect inning of work against Presbyterian (3/22)
- Earned starts vs. Florida Atlantic (3/31) and at Jacksonville (3/24)
- Added one frame at Florida Atlantic (5/6), allowing just one hit

FRESHMAN (2014)

- Appeared in 30 games out of the bullpen
- Posted 1-6 mark with five saves and a 3.74 ERA
- Fanned 23 batters in 45.2 innings pitched
- Pitched two innings vs. Oklahoma (2/22) to secure the save with one strikeout
- In 2.2 innings vs. Michigan (3/5), Thompson allowed just three hits and threw two strikeouts
- Struck out two in two frames tossed vs. Louisville (4/17)
- Worked three scoreless innings against Louisville (4/18)
- Fanned two in 2.2 innings vs. Rutgers (4/26)
- Logged two or more innings of relief in six-straight appearances (4/17-5-7)

SINGLE-GAME HIGHS

Innings.....	5.1, vs. UNF (2/24/16)
Walks.....	3, at Miami (5/10/17)
Strikeouts.....	5, vs. Ole Miss (3/1/15)
Batters Faced.....	19, vs. UNF (2/24/16)
Putouts.....	2, at Houston (5/3/14)
Assists.....	4, at Florida (3/2/16)

PRIOR TO UCF

- A three-year letterman as a pitcher and utility fielder for head coach Justin Houston at Berkeley Prep in Tampa
- Also played quarterback and offensive lineman early in high-school career
- In junior campaign, was named to the all-county team as a pitcher with a 5-1 record in 51 1/3 innings, 1.09 ERA, 60 strikeouts and an opponent batting average of .159
- Helped lead Berkeley Prep to the 4A District Championship and regional final

PERSONAL

- Born in Tampa, Fla.
- Son of Jeff and Bobbi Thompson
- Has a sister, Nicole
- Majoring in Human Communication

2017 GAME-BY-GAME

Date	Opponent	GS	IP	H	R	ER	BB	SO	2B	3B	HR	WP	BK	HBP	IBB	Score	W-L	Sv	ERA	NP
Feb 17	SIENA		1.0	1	0	0	0	2	0	0	0	0	0	0	0	17-6	0-0	0	0.00	17
Feb 24	MANHATTAN		1.2	0	0	0	0	2	0	0	0	0	0	0	0	13-3	0-0	0	0.00	23
Feb 28	at Florida		2.0	1	1	1	0	1	0	0	1	0	0	0	0	3-4	0-0	0	1.93	26
Mar 03	STONY BROOK		2.1	2	0	0	1	1	0	0	0	1	0	0	0	7-3	0-0	0	1.29	52
Mar 07	FLORIDA STATE		2.0	1	0	0	1	4	1	0	0	0	0	0	0	2-5	0-0	0	1.00	35
Mar 18	at Jacksonville		1.0	0	0	0	1	1	0	0	0	0	0	0	0	10-3	0-0	0	0.90	17
Mar 25	DARTMOUTH		1.0	1	0	0	1	1	0	0	0	0	0	1	0	1-4	0-0	0	0.82	23
Apr 05	STETSON		1.0	0	0	0	0	2	0	0	0	0	0	0	0	5-3	0-0	0	0.75	13
Apr 07	at USF		1.0	0	0	0	1	1	0	0	0	0	0	0	0	4-5	0-0	0	0.69	11
Apr 08	at USF		2.1	1	0	0	0	1	0	0	0	0	0	0	0	5-6	0-0	0	0.59	34
Apr 11	FAU	*	2.0	2	1	0	0	3	1	0	0	0	1	0	0	3-8	0-1	0	0.52	38
Apr 13	at East Carolina		1.2	0	0	0	1	2	0	0	0	0	0	0	0	8-7	0-1	0	0.47	23
Apr 22	UCONN		1.0	0	0	0	1	1	0	0	0	0	0	0	0	5-6	0-1	0	0.45	22
May 02	at North Florida	*	4.0	5	1	1	0	2	2	0	0	0	0	0	0	1-2	0-1	0	0.75	47
May 10	at Miami (FL)	*	2.0	3	0	0	3	2	1	0	0	0	0	0	0	5-2	0-1	0	0.69	44
May 12	at Cincinnati		1.0	0	0	0	0	1	0	0	0	0	0	0	0	16-2	0-1	0	0.67	11
May 14	at Cincinnati		1.0	1	2	2	1	0	0	1	0	0	0	0	0	5-8	0-1	0	1.29	26
May 23	vs East Carolina	*	2.2	3	4	4	2	4	1	0	1	0	0	1	0	3-14	0-2	0	2.35	59
Totals		4	30.2	21	9	8	13	31	6	1	2	1	1	2	0	113-91	0-2	0	2.35	-

CAREER STATISTICS

Year	era	w-l	app	gs	cq	sho	sv	ip	h	r	er	bb	so	2b	3b	hr	bf	bavg	wp	hbp	bk	sfa	sha
2014	3.74	1-6	30	0	0	0/0	5	45.2	59	23	19	10	23	5	2	2	208	.321	3	0	0	4	9
2015	12.05	0-3	17	2	0	0/1	2	18.2	34	28	25	11	16	2	3	1	101	.391	0	1	0	1	1
2016	6.07	3-5	24	4	0	0/2	4	43.0	53	34	29	13	22	7	0	6	192	.308	4	1	1	2	4
2017	2.35	0-2	18	4	0	0/0	0	30.2	21	9	8	13	31	6	1	2	125	.193	1	2	1	1	0
TOTAL	5.28	4-16	89	10	0	0/3	11	138.0	167	94	81	47	92	20	6	11	626	.303	8	4	2	8	14



#11 BRYCE TUCKER

So. - LHP - 6-3/205 - APOPKA, FLA./LAKE BRANTLEY

SOPHOMORE (2017)

- The American First Team
- Earned the role a closer and registered a 2-2 mark with nine saves
- Started season by going 17.1 innings without conceding a run and registering 34 strikeouts

- Tallied first save by notching three strikeouts vs. Siena (2/18)
- Struck out the side and picked up second save vs. North Florida (2/21)
- Recorded a three-inning save and fanned five vs. Stony Brook (3/4)
- Went 1.1 innings and struck out four vs. Central Michigan (3/11)
- Retired the side via punch outs to notch fifth save vs. Bradley (3/14)
- Tallied a pair of strikeouts to register sixth save of season vs. Houston (3/31)
- Faced four batters in ninth vs. Memphis (4/28) to earn a save
- Logged a perfect ninth innings vs. Memphis (4/30) to notch eighth save
- Three up, three down went Cincinnati (5/13) to earn ninth save

FRESHMAN (2016)

- Appeared in 12 games and made five starts

PRIOR TO UCF

- Three-year letterwinner for head coach Eric Entrekin at Lake Brantley
- Threw a complete-game victory in the 2013 Class 8A FHSAA State Championship
- Earned All-Conference Second Team honors
- Tabbed as the Patriots' MVP Pitcher Award following junior and senior seasons
- Participated on the basketball and football teams as freshman and received the Patriot's Most Improved Freshman Football Player award
- Competed with the Orlando Scorpions during the summer and won a pair of National Championships

PERSONAL

- Born Dec. 10, 1996 in Orlando, Fla.
- Son of Larry and Shawna Tucker
- Majoring in Communications

SINGLE-GAME HIGHS

- Innings.....5.1, at FAU (4/26/16)
- Walks.....3-3x, at UConn (5/15/16)
- Strikeouts.....6, at FAU (4/26/16)
- Batters Faced.....25, at FAU (4/26/16)
- Putouts.....
- Assists.....2, at UConn (5/15/16)

2017 GAME-BY-GAME

Date	Opponent	GS	IP	H	R	ER	BB	SO	2B	3B	HR	WP	BK	HBP	IBB	Score	W-L	Sv	ERA	NP
Feb 18	SIENA		1.0	1	0	0	1	3	0	0	0	0	0	0	0	3-0	0-0	1	0.00	24
Feb 21	NORTH FLORIDA		1.0	0	0	0	0	3	0	0	0	0	0	0	0	3-2	0-0	2	0.00	11
Feb 26	MANHATTAN		1.0	0	0	0	0	1	0	0	0	0	0	0	0	7-2	0-0	2	0.00	11
Mar 01	FLORIDA		1.0	0	0	0	0	2	0	0	0	0	0	0	0	11-2	0-0	2	0.00	9
Mar 04	STONY BROOK		3.0	1	0	0	0	5	0	0	0	0	0	0	0	8-4	0-0	3	0.00	51
Mar 08	FLORIDA STATE		1.0	1	0	0	0	3	0	0	0	0	0	0	0	0-5	0-0	3	0.00	20
Mar 11	CENTRAL MICHIGAN		1.1	1	0	0	0	4	0	0	0	1	0	0	0	7-3	0-0	4	0.00	25
Mar 14	BRADLEY		1.0	0	0	0	0	3	0	0	0	0	0	0	0	12-9	0-0	5	0.00	12
Mar 19	at Jacksonville		1.0	0	0	0	0	0	0	0	0	0	0	0	0	1-7	0-0	5	0.00	8
Mar 21	at Bethune-Cookman		3.0	0	0	0	1	6	0	0	0	0	0	1	0	5-4	1-0	5	0.00	42
Mar 28	JACKSONVILLE		1.0	0	0	0	0	2	0	0	0	0	0	0	0	10-1	1-0	5	0.00	12
Mar 31	HOUSTON		1.0	0	0	0	0	2	0	0	0	0	0	0	0	5-2	1-0	6	0.00	12
Apr 02	HOUSTON		1.0	2	0	0	0	0	0	1	0	0	0	0	0	6-1	1-0	6	0.00	15
Apr 05	STETSON		1.0	2	2	2	1	2	0	0	1	0	0	0	0	5-3	1-0	6	0.98	25
Apr 07	at USF		2.0	1	0	0	1	3	0	0	0	0	0	0	0	4-5	1-0	6	0.89	36
Apr 09	at USF		1.0	0	0	0	0	0	0	0	0	0	0	0	0	5-7	1-0	6	0.84	21
Apr 13	at East Carolina		3.0	1	0	0	1	3	0	0	0	0	0	0	1	8-7	2-0	6	0.74	34
Apr 18	BETHUNE-COOKMAN		1.0	1	0	0	0	2	0	0	0	0	0	0	0	5-1	2-0	6	0.71	17
Apr 23	UCONN		1.0	0	0	0	0	2	0	0	0	0	0	0	0	8-2	2-0	6	0.68	12
Apr 28	MEMPHIS		1.0	1	0	0	0	0	0	0	0	0	0	0	0	7-4	2-0	7	0.66	13
Apr 30	MEMPHIS		1.0	0	0	0	0	0	0	0	0	0	0	0	0	2-1	2-0	8	0.64	10
May 06	at Tulane		1.0	2	1	1	1	2	0	0	0	0	0	0	0	3-4	2-1	8	0.92	26
May 10	at Miami (FL)		1.0	2	1	1	1	2	1	0	0	0	0	0	0	5-2	2-1	8	1.19	25
May 13	at Cincinnati		1.0	0	0	0	0	0	0	0	0	0	0	0	0	3-1	2-1	9	1.15	6
May 18	USF		1.2	1	4	3	2	2	1	0	0	0	0	2	0	4-7	2-2	9	1.91	32
May 26	vs East Carolina		3.0	1	2	0	2	1	0	0	0	0	0	1	0	0-4	2-2	9	1.75	53
Totals		0	36.0	18	10	7	11	53	2	1	1	1	0	4	1	137-90	2-2	9	1.75	-

CAREER STATISTICS

Year	era	w-l	app	qs	cq	sho	sv	ip	h	r	er	bb	so	2b	3b	hr	bf	bavq	wp	hbp	bk	sfa	sha
2017	1.15	2-1	24	0	0	0/1	9	31.1	16	4	4	7	50	1	1	1	116	.150	1	1	0	0	1
TOTAL	1.15	2-1	24	0	0	0/1	9	31.1	16	4	4	7	50	1	1	1	116	.150	1	1	0	0	1



#32 THADDEUS WARD

So. - RHP - 6-3/175 - Ft. Myers, Fla./BISHOP VEROT CATHOLIC

SOPHOMORE (2017)

- Made one start and 24 relieve appearances
- Picked up the victory vs. Manhattan (2/26) with 1.1 innings of relief and one strikeout
- Tallied second win with 2.2 relief

frames and two strikeouts vs. Stony Brook (5/3)

- Notched first-career save by tallied two strikeouts in one inning of work in an extra-inning affair at Bethune-Cookman (3/21)
- Notched a career-best four strikeouts in three innings of work vs. Memphis (4/29)
- Earned the victory vs. Stetson (4/5) logging two innings of a predetermined start and notching one strikeout

FRESHMAN (2016)

- Made 12 appearances, including one start

PRIOR TO UCF

- Ranked 349th by the Perfect Game and 49th of the Perfect Game Florida Top 100
- Three-year letterwinner for head coach David Nelson at Bishop Verot Catholic High School

- Named All-American Honorable Mention, FACA All-State First Team, News Press Baseball Player of the Year and All-Area First Team following senior season
- Aided team to a program record fifth-straight state playoff appearance and pitched in the championship game as a senior
- As a junior, selected to All-Area First Team and Preseason Underclass All-American Third Team and appeared on the mound in the state semifinal game
- Earned All-Area Honorable Mention as a sophomore
- Competed on the Vikings' basketball team, earning All-Area First Team as a junior and senior
- Set school record for three-pointers in a single game, second in three-pointers in a season and third for career three pointers
- Participated with SWFL during the summer coached by John Cedarburg
- Helped team to capturing four Perfect Game Tournaments and an invite to the Under Armour All-American Series
- Member of Chess Club, Mission Club, Student Ambassador and Horns & Swords OG (secret society leader, student booster)

SINGLE-GAME HIGHS

- Innings..... 3.1, vs. Siena (2/21/16)
- Walks 4, at Miami (4/13/16)
- Strikeouts..... 4, MEMPHIS (4/29/17)
- Batters Faced.... 14, vs. Michigan St. (2/28/16)
- Putouts 1-3x, vs. Brown (3/20/16)
- Assists 2, vs. Brown (3/20/16)

PERSONAL

- Born Jan. 16, 1997 in Ft. Myers, Fla.
- Son of Steve and Karen Ward
- Father ran track at LSU
- Brother played Division III baseball and basketball at Averett University
- Sister plays Division II volleyball at Florida Southern
- Majoring in Pre-Law with minors in Psychology and Leadership

2017 GAME-BY-GAME

Date	Opponent	GS	IP	H	R	ER	BB	SO	2B	3B	HR	WP	BK	HBP	IBB	Score	W-L	Sv	ERA	NP
Feb 19	SIENA		0.0	0	0	0	0	0	0	0	0	0	0	0	0	7-2	0-0	0	0.00	-
Feb 21	NORTH FLORIDA		1.0	0	0	0	0	2	0	0	0	0	0	1	0	3-2	0-0	0	0.00	13
Feb 25	MANHATTAN		1.0	0	0	0	0	1	0	0	0	0	0	0	0	10-1	0-0	0	0.00	8
Feb 26	MANHATTAN		1.1	1	0	0	0	1	0	0	0	0	0	0	0	7-2	1-0	0	0.00	11
Feb 28	at Florida		0.0	1	0	0	1	0	0	0	0	0	0	0	0	3-4	1-0	0	0.00	8
Mar 01	FLORIDA		1.2	1	0	0	0	0	0	0	0	0	0	0	0	11-2	1-0	0	0.00	19
Mar 03	STONY BROOK		2.2	2	0	0	0	2	0	0	0	0	0	0	0	7-3	2-0	0	0.00	20
Mar 07	FLORIDA STATE		2.0	1	0	0	1	1	0	0	0	0	0	0	0	2-5	2-0	0	0.00	28
Mar 11	CENTRAL MICHIGAN		0.2	3	2	0	0	1	0	0	0	0	0	0	0	7-3	2-0	0	0.00	14
Mar 14	BRADLEY		0.2	0	0	0	0	1	0	0	0	0	0	0	0	12-9	2-0	0	0.00	10
Mar 19	at Jacksonville		1.0	1	0	0	3	0	0	0	0	1	0	0	0	1-7	2-0	0	0.00	25
Mar 21	at Bethune-Cookman		1.0	1	0	0	0	2	0	0	0	1	0	0	0	5-4	2-0	1	0.00	10
Mar 24	DARTMOUTH		2.0	1	0	0	0	1	0	0	0	0	0	1	0	3-4	2-0	1	0.00	24
Mar 28	JACKSONVILLE		1.1	2	0	0	1	2	0	0	0	0	0	1	0	10-1	2-0	1	0.00	41
Apr 02	HOUSTON		1.0	0	0	0	1	2	0	0	0	0	0	0	0	6-1	2-0	1	0.00	17
Apr 05	STETSON	*	2.0	1	0	0	1	1	0	0	0	0	0	0	0	5-3	3-0	1	0.00	21
Apr 08	at USF		0.2	4	2	2	0	1	1	0	0	0	0	0	0	5-6	3-0	1	0.90	27
Apr 11	FAU		1.0	2	1	0	0	1	0	0	0	0	0	0	0	3-8	3-0	1	0.86	16
Apr 13	at East Carolina		1.0	0	0	0	1	1	0	0	0	0	0	1	0	8-7	3-0	1	0.82	19
Apr 29	MEMPHIS		3.0	3	0	0	0	4	2	0	0	0	0	0	0	4-9	3-0	1	0.72	47
May 02	at North Florida		2.0	2	0	0	0	1	0	0	0	0	0	0	0	1-2	3-0	1	0.67	26
May 05	at Tulane		1.1	0	0	0	0	1	0	0	0	0	0	0	0	11-4	3-0	1	0.64	17
May 10	at Miami (FL)		2.0	1	0	0	1	2	0	0	0	2	0	1	0	5-2	4-0	1	0.59	33
May 14	at Cincinnati		2.0	2	1	1	1	1	0	0	0	0	1	0	0	5-8	4-0	1	0.84	25
05/16/17	at Florida Atlantic		1.0	3	2	2	0	1	0	1	0	0	0	0	0	4-9	4-0	1	1.35	25
May 23	vs East Carolina		2.0	4	5	4	1	2	2	0	0	1	0	1	0	3-14	4-0	1	2.29	40
Totals		1	35.1	36	13	9	12	32	5	1	0	5	1	6	0	148-122	4-0	1	2.29	-

CAREER STATISTICS

Year	era	w-l	app	qs	cq	sho	sv	ip	h	r	er	bb	so	2b	3b	hr	bf	bavg	wp	hbp	bk	sfa	sha
2016	5.85	1-2	13	1	0	0/0	0	20.0	18	14	13	14	11	1	0	0	91	.243	5	2	0	1	0
2017	1.35	4-0	25	1	0	0/0	1	33.1	32	8	5	11	30	3	1	0	141	.260	4	5	1	2	0
TOTAL	3.04	5-2	38	2	0	0/0	1	53.1	50	22	18	25	41	4	1	0	232	.254	9	7	1	3	0



#25 CHRIS WILLIAMS

RSO. - RHP - 5-11/180 - FORT LAUDERDALE, FLA./CARDINAL GIBBONS

REDSHIRT SOPHOMORE (2017)

- Made 11 starts, including the last four as a Saturday starter
- Went four innings or more in seven starts during mid-week play
- Recorded first win of the campaign vs. Jacksonville (3/28) by going five

PRIOR TO UCF

- Three-year letterwinner for head coach Jeron Hamilton at Cardinal Gibbons High School
- Served as the Chiefs' team captain as a senior
- Named the CGHS Team MVP following senior campaign
- 2013 All-County Honorable Mention by the Sun-Sentinel
- Played for the Palm Beach Extreme coached by Doug Jennings
- Competed with the South Florida Elite Squad at the PG World Series

CAREER HIGHS

Innings.....7.0, USF (5/19/17)
 Walks 4, at Florida (2/28/17)
 Strikeouts.....6, USF (5/19/17)
 Batters Faced.....25, USF (5/19/17)
 Putouts 1, vs. Tulane (4/24/16)
 Assists 1-7x, vs. ECU (5/21/16)

innings, while allowing one run

- Struck out two and allowed one hit over five innings to notch a win vs. Bethune-Cookman (4/18)

- Tossed six innings, while giving up just one hit and recording three strikeouts to pick up a win at Cincinnati (5/13)

- Help tie the final series vs. USF (5/19) by providing seven shutout innings and tallying his fourth victory, while yielding three hits and notching six shutouts

PERSONAL

- Born Aug. 24, 1995 in Ft. Lauderdale, Fla.
- Son of Steve and Holly Williams
- Majoring in Mechanical Engineering

REDSHIRT FRESHMAN (2016)

- Made 16 appearances

2017 GAME-BY-GAME

Date	Opponent	GS	IP	H	R	ER	BB	SO	2B	3B	HR	WP	BK	HBP	IBB	Score	W-L	Sv	ERA	NP
Feb 18	SIENA		1.1	0	0	0	0	2	0	0	0	0	0	0	0	3-0	0-0	0	0.00	23
Feb 21	NORTH FLORIDA	*	4.0	5	1	1	1	3	1	0	0	0	0	0	0	3-2	0-0	0	1.69	62
Feb 28	at Florida	*	5.0	2	3	2	4	3	1	0	0	0	0	0	0	3-4	0-1	0	2.61	83
Mar 07	FLORIDA STATE	*	5.0	7	5	4	1	4	1	0	0	0	0	1	0	2-5	0-2	0	4.11	88
Mar 14	BRADLEY	*	3.0	6	3	3	0	4	2	0	0	0	0	0	0	12-9	0-2	0	4.91	51
Mar 18	at Jacksonville		1.0	0	0	0	0	0	0	0	0	0	0	1	0	10-3	0-2	0	4.66	14
Mar 21	at Bethune-Cookman	*	4.0	7	4	1	0	5	2	0	0	0	1	0	0	5-4	0-2	0	4.24	66
Mar 25	DARTMOUTH		1.1	0	0	0	1	1	0	0	0	0	0	0	0	1-4	0-2	0	4.01	15
Mar 28	JACKSONVILLE	*	5.0	5	1	1	0	1	0	0	1	0	0	0	0	10-1	1-2	0	3.64	60
Apr 01	HOUSTON		3.0	2	0	0	0	1	0	0	0	0	0	0	0	1-3	1-2	0	3.31	24
Apr 05	STETSON		2.0	3	1	1	0	1	0	0	1	0	0	0	0	5-3	1-2	0	3.37	24
Apr 07	at USF		0.2	2	1	1	1	0	0	0	0	0	0	0	1	4-5	1-3	0	3.57	9
Apr 09	at USF		0.1	0	0	0	0	0	0	0	0	1	0	0	0	5-7	1-3	0	3.53	5
Apr 11	FAU		1.0	1	1	1	1	0	1	0	0	0	0	0	0	3-8	1-3	0	3.68	16
Apr 13	at East Carolina		2.0	2	0	0	1	0	0	0	0	0	0	0	0	8-7	1-3	0	3.49	29
Apr 18	BETHUNE-COOKMAN	*	5.0	1	1	1	0	2	0	0	1	0	0	0	0	5-1	2-3	0	3.30	50
Apr 23	UCONN		1.0	0	0	0	0	0	0	0	0	0	0	0	0	8-2	2-3	0	3.22	11
Apr 29	MEMPHIS		3.2	2	2	0	1	3	2	0	0	0	0	0	0	4-9	2-3	0	2.98	52
May 06	at Tulane	*	4.2	4	3	3	2	0	1	0	1	0	0	0	0	3-4	2-3	0	3.23	58
May 13	at Cincinnati	*	6.0	1	1	1	2	3	1	0	0	0	0	1	0	3-1	3-3	0	3.05	73
May 19	USF	*	7.0	3	0	0	1	6	0	0	0	0	1	0	0	9-1	4-3	0	2.73	96
May 26	vs USF	*	8.0	2	0	0	2	7	1	0	0	0	0	0	0	12-0	5-3	0	2.43	101
Totals		11	74.0	55	27	20	18	46	13	0	4	1	2	3	1	119-83	5-3	0	2.43	-

CAREER STATISTICS

Year	era	w-l	app	qs	cq	sho	sv	ip	h	r	er	bb	so	2b	3b	hr	bf	bavq	wp	hbp	bk	sfa	sha
2016	2.30	1-0	19	0	0	0/1	0	15.2	10	4	4	8	12	0	1	0	62	.208	2	1	0	2	3
2017	2.43	5-3	22	11	0	0/2	0	74.0	55	27	20	18	46	13	0	4	296	.205	1	3	2	2	5
TOTAL	2.41	6-3	41	11	0	0/3	0	89.2	65	31	24	26	58	13	1	4	358	.206	3	4	2	4	8



#17 MAX WOOD

JR. - OF - 6-0/180 - WEST VANCOUVER, B.C./SAN JANCINTO C.C.

JUNIOR (2017)

- Started three games (1 OF/3 DH) and appeared in 23 contests
- Notched first hit and RBI as a Knight against Central Michigan (3/10/17)
- Added base knocks at Jacksonville

PRIOR TO UCF

- Named first-team All-Conference and batted .371, hit seven home runs and 50 RBI's as a Sophomore at San Jancinto
- Batted .321, hit six homeruns and 41 RBI's as a freshman at San Jancinto.

PERSONAL

- Born Dec. 26, 1996 in Vancouver, BC
- Son of Chris Wood and Jill Nelson
- Grandfather played Cricket at Oxford University

SINGLE-GAME HIGHS

- Hits1-3x, at FAU (5/16/17)
- Doubles.....
- Triples.....
- Home Runs.....
- RBI 1-3x, UCONN (4/23/17)
- Runs.....1-3x, at FAU (5/16/17)
- Walks 1-2x, at Tulane (5/7/17)
- At Bats 3-3x, HOUSTON (4/1/17)
- Putouts 1-5x, at Tulane (5/7/17)
- Assists.....

2017 GAME-BY-GAME

Date	Opponent	Pos	AB	R	H	RBI	2B	3B	HR	BB	SB	CS	HBP	SAC	SF	GDP	K	PO	A	E	Avg
Feb 17	SIENA	pr/of	0	1	0	0	0	0	0	0	0	0	0	0	0	0	0	0	0	0	.000
Feb 24	MANHATTAN	of	1	0	0	0	0	0	0	0	0	0	0	0	0	0	0	1	0	0	.000
Feb 25	MANHATTAN	ph/of	1	0	0	0	0	0	0	0	0	0	0	0	0	0	0	1	1	0	.000
Mar 05	STONY BROOK	ph	0	0	0	0	0	0	0	1	0	0	0	0	0	0	0	0	0	0	.000
Mar 08	FLORIDA STATE	ph	1	0	0	0	0	0	0	0	0	0	0	0	0	0	0	0	0	0	.000
Mar 10	CENTRAL MICHIGAN	ph/of	3	1	1	1	0	0	0	0	0	0	0	0	0	0	2	0	0	0	.167
Mar 11	CENTRAL MICHIGAN	*of	2	0	0	0	0	0	0	0	0	0	0	0	0	0	1	1	0	0	.125
Mar 18	at Jacksonville	ph/of	1	0	1	0	0	0	0	0	0	0	0	0	0	0	0	0	0	0	.222
Mar 19	at Jacksonville	ph	1	0	0	0	0	0	0	0	0	0	0	0	0	0	1	0	0	0	.200
Mar 26	DARTMOUTH	ph/of	1	0	0	1	0	0	0	0	0	0	0	0	0	0	0	1	0	0	.182
Mar 28	JACKSONVILLE	ph/of	1	0	0	0	0	0	0	0	0	0	0	0	0	0	0	0	0	0	.167
Mar 31	HOUSTON	*dh	3	0	0	0	0	0	0	0	0	0	0	0	0	0	2	0	0	0	.133
Apr 01	HOUSTON	ph	1	0	0	0	0	0	0	0	0	0	0	0	0	0	0	0	0	0	.125
Apr 07	at USF	pr/dh	1	0	0	0	0	0	0	0	0	0	0	0	0	0	1	0	0	0	.118
Apr 11	FAU	ph	1	0	0	0	0	0	0	0	0	0	0	0	0	0	0	0	0	0	.111
Apr 15	at East Carolina	of	0	0	0	0	0	0	0	0	0	0	0	0	0	0	0	0	0	0	.111
Apr 21	UCONN	ph	1	0	0	0	0	0	0	0	0	0	0	0	0	0	0	0	0	0	.105
Apr 23	UCONN	*dh	2	0	0	1	0	0	0	0	0	0	0	0	1	0	1	0	0	0	.095
May 07	at Tulane	ph/of	0	0	0	0	0	0	0	1	0	0	0	0	0	0	0	1	0	0	.095
May 12	at Cincinnati	of	0	0	0	0	0	0	0	0	0	0	0	0	0	0	0	0	0	0	.095
05/16/17	at Florida Atlantic	of	1	1	1	0	0	0	0	0	0	0	0	0	0	0	0	0	0	0	.136
May 19	USF	ph/of	1	0	0	0	0	0	0	0	0	0	0	0	0	0	0	0	0	0	.130
May 26	vs USF	ph	0	0	0	1	0	0	0	0	0	0	1	0	0	0	0	0	0	0	.130
Totals		3gs	23	3	3	4	0	0	0	2	0	0	1	0	1	0	9	5	0	0	.130

CAREER STATISTICS

Year	avg	gp-gs	ab	r	h	2b	3b	hr	rbi	tb	slq%	bb	hbp	so	gdp	ob%	sf	sh	sb-att	po	a	e	fld%
2017	.130	23-3	23	3	3	0	0	0	4	3	.130	2	1	9	0	.222	1	0	0-0	5	0	0	1.000
TOTAL	.130	23-3	23	3	3	0	0	0	4	3	.130	2	1	9	0	.222	1	0	0-0	5	0	0	1.000

2017 UCF Baseball
Season Game Highs for UCF (as of May 27, 2017)
(All games)

TEAM GAME HIGHS

Batting

At bats:	45	-	at East Carolina (Apr 13, 2017)
Runs scored:	21	-	vs Central Michigan (Mar 10, 2017)
Hits:	21	-	vs Siena (Feb 17, 2017)
RBIs:	20	-	vs Central Michigan (Mar 10, 2017)
Doubles:	5	-	(6 times)
Triples:	2	-	vs Bradley (Mar 14, 2017)
	2	-	at Cincinnati (May 12, 2017)
Home runs:	5	-	vs Central Michigan (Mar 10, 2017)
Total bases:	38	-	vs Central Michigan (Mar 10, 2017)
Walks:	10	-	vs Bradley (Mar 14, 2017)
Strikeouts:	15	-	vs Houston (Mar 31, 2017)
Sac hits:	2	-	(4 times)
Sac flies:	2	-	(5 times)
Stolen bases:	5	-	vs Siena (Feb 19, 2017)
	5	-	at Bethune-Cookman (Mar 21, 2017)
	5	-	at Tulane (May 05, 2017)
Hit by pitch:	8	-	vs Manhattan (Feb 24, 2017)
Caught stealing:	2	-	vs USF (May 26, 2017 at Clearwater, Fla.)
Runners LOB:	14	-	vs USF (May 19, 2017)
Hit into DP:	2	-	(5 times)

Fielding

Putouts:	33	-	at Bethune-Cookman (Mar 21, 2017)
	33	-	at East Carolina (Apr 13, 2017)
	33	-	vs USF (May 18, 2017)
Assists:	17	-	vs USF (May 18, 2017)
Errors:	3	-	(9 times)
Passed balls:	2	-	vs FAU (Apr 11, 2017)
DPs turned:	3	-	vs Siena (Feb 19, 2017)

Pitching

Innings pitched:	11.0	-	at Bethune-Cookman (Mar 21, 2017)
	11.0	-	at East Carolina (Apr 13, 2017)
	11.0	-	vs USF (May 18, 2017)
Runs allowed:	14	-	vs East Carolina (May 23, 2017 at Clearwater, Fla.)
Earned runs:	13	-	vs East Carolina (May 23, 2017 at Clearwater, Fla.)
Walks allowed:	11	-	at USF (Apr 07, 2017)
Strikeouts:	19	-	at Bethune-Cookman (Mar 21, 2017)
Hits allowed:	16	-	at USF (Apr 09, 2017)
Doubles allowed:	5	-	vs Memphis (Apr 29, 2017)
Triples allowed:	2	-	at Cincinnati (May 14, 2017)
Homers allowed:	2	-	(5 times)
Wild pitches:	3	-	(4 times)
Hit batters:	3	-	at Bethune-Cookman (Mar 21, 2017)
	3	-	vs USF (May 18, 2017)
	3	-	vs East Carolina (May 26, 2017 at Clearwater, Fla.)

2017 UCF Baseball
Season Game Highs for UCF (as of May 27, 2017)
(All games)

INDIVIDUAL GAME HIGHS

Batting

At bats:	6	-	(9 times)
Runs scored:	3	-	(10 times)
Hits:	4	-	(4 times)
RBI:	7	-	THOMAS, Rylan vs Central Michigan (Mar 10, 2017)
Doubles:	2	-	(11 times)
Triples:	1	-	(17 times)
Home runs:	2	-	THOMAS, Rylan vs Central Michigan (Mar 10, 2017)
Total bases:	9	-	THOMAS, Rylan vs Central Michigan (Mar 10, 2017)
Walks:	3	-	HAMBLIN, Luke vs USF (May 26, 2017 at Clearwater, Fla.)
Strikeouts:	5	-	THOMAS, Rylan at USF (Apr 08, 2017)
Sac hits:	1	-	(26 times)
Sac flies:	1	-	(20 times)
Stolen bases:	3	-	MOSER, Josh at Bethune-Cookman (Mar 21, 2017)
	3	-	MIKA, Matthew vs UCONN (Apr 21, 2017)
Hit by pitch:	3	-	BOZEMAN, Brennan vs Manhattan (Feb 24, 2017)
Caught stealing:	2	-	HAMBLIN, Luke vs USF (May 26, 2017 at Clearwater, Fla.)
Runners LOB:	6	-	HEISER, Logan vs North Florida (Feb 21, 2017)

Fielding

Putouts:	15	-	GEORGE, Anthony vs FAU (Apr 11, 2017)
Assists:	8	-	GELLINGER, Kam vs Dartmouth (Mar 24, 2017)
Errors:	2	-	(5 times)
Passed balls:	2	-	GEORGE, Anthony vs FAU (Apr 11, 2017)

Pitching

Innings pitched:	9.0	-	HOWELL, Robby vs Jacksonville (Mar 17, 2017)
	9.0	-	HOWELL, Robby vs UCONN (Apr 21, 2017)
Runs allowed:	7	-	HOWELL, Robby at East Carolina (Apr 13, 2017)
	7	-	PIMENTEL, Juan vs Memphis (Apr 29, 2017)
	7	-	PIMENTEL, Juan at Florida Atlantic (05/16/17)
Earned runs:	7	-	PIMENTEL, Juan vs Memphis (Apr 29, 2017)
	7	-	PIMENTEL, Juan at Florida Atlantic (05/16/17)
Walks allowed:	6	-	HOWELL, Robby vs Stony Brook (Mar 03, 2017)
	6	-	HOWELL, Robby at USF (Apr 07, 2017)
Strikeouts:	11	-	HOWELL, Robby vs UCONN (Apr 21, 2017)
Hits allowed:	11	-	SHERIDAN, Joseph at USF (Apr 09, 2017)
Doubles allowed:	3	-	HOWELL, Robby vs Manhattan (Feb 24, 2017)
	3	-	SHERIDAN, Joseph vs Florida (Mar 01, 2017)
	3	-	PIMENTEL, Juan at Florida Atlantic (05/16/17)
Triples allowed:	1	-	(7 times)
Homers allowed:	2	-	HOWELL, Robby vs Tulane (May 25, 2017 at Clearwater, Fla.)
	2	-	BAHR, Jason vs East Carolina (May 26, 2017 at Clearwater, Fla.)
Wild pitches:	3	-	THOMAS, Rylan vs Siena (Feb 19, 2017)
Hit batters:	2	-	PIMENTEL, Juan at Florida Atlantic (05/16/17)
	2	-	TUCKER, Bryce vs USF (May 18, 2017)
	2	-	BAHR, Jason vs East Carolina (May 26, 2017 at Clearwater, Fla.)

**2017 UCF Baseball
Games Summary for UCF (as of May 27, 2017)
(All games)**

Score by innings	1	2	3	4	5	6	7	8	9	EX	Total
UCF	47	27	55	49	36	61	38	45	22	3	383
Opponents	25	20	36	22	36	25	19	11	16	5	215

Record when ...

Overall	40-20	After 6 leading	34-2
Conference	15-9 trailing	4-16
Non-Conference	25-11 tied	2-2
Home games	28-9	After 7 leading	35-2
Away games	10-9 trailing	4-16
Neutral site	2-2 tied	1-2
Day games	15-11	After 8 leading	36-1
Night games	25-9 trailing	2-17
vs Left starter	15-6 tied	2-2
vs Right starter	25-14		
1-Run games	7-7	Hit 0 home runs	14-12
2-Run games	2-2	... 1 home run	16-8
5+Run games	21-6	... 2+ home runs	10-0
Extra innings	2-2		
Shutouts	5-2	Opponent 0 home runs	24-9
	 1 home run	12-10
Scoring 0-2 runs	1-7 2+ HRs	4-1
..... 3-5 runs	12-13		
..... 6-9 runs	14-0	Made 0 errors	17-4
..... 10+ runs	13-0	... 1 error	17-3
	 2+ errors	6-13
Opponent 0-2 runs	25-1		
..... 3-5 runs	12-9	Opp. made 0 errors	14-8
..... 6-9 runs	3-9 1 error	10-7
..... 10+ runs	0-1 2+ errors	16-5
Scored in 1st inning	17-2	Out-hit opponent	30-5
Opp. scored in 1st	10-7	Out-hit by opponent	5-15
Scores first	24-4	Hits are tied	5-0
Opp. scores first	16-16		

Record when team scores:

Runs	0	1	2	3	4	5	6	7	8	9	10+
W-L	0-2	0-4	1-1	5-5	1-4	6-4	1-0	6-0	5-0	2-0	13-0

Record when opponent scores:

Runs	0	1	2	3	4	5	6	7	8	9	10+
W-L	5-0	10-0	10-1	6-1	6-5	0-3	1-2	1-3	0-2	1-2	0-1

Record when leading after:

Inn.	1	2	3	4	5	6	7	8
W-L	14-2	21-3	28-4	30-2	32-2	34-2	35-2	36-1

Record when trailing after:

Inn.	1	2	3	4	5	6	7	8
W-L	5-7	9-10	9-12	5-12	6-16	4-16	4-16	2-17

Record when tied after:

Inn.	1	2	3	4	5	6	7	8
W-L	21-11	10-7	3-4	5-6	2-2	2-2	1-2	2-2

Current losing streak: 1
 Longest winning streak: 7
 Longest losing streak: 4

Home attendance : 50417 (37 dates avg = 1362)
 Away attendance : 30660 (23 dates avg = 1333)
 Total attendance: 81077 (60 dates avg = 1351)

2017 UCF Baseball
Game Results for UCF (as of May 27, 2017)
(All games)

Date	Opponent	Score	Inns	Overall	Pitcher of record	Attend	Time
Feb 17, 2017	SIENA	w 17-6	9	1-0-0	0-0-0 HOWELL, R. (W 1-0)	2621	3:10
Feb 18, 2017	SIENA	w 3-0	9	2-0-0	0-0-0 PIMENTEL, J. (W 1-0)	1398	2:29
Feb 19, 2017	SIENA	w 7-2	9	3-0-0	0-0-0 SHERIDAN, J. (W 1-0)	1330	2:45
Feb 21, 2017	NORTH FLORIDA	w 3-2	9	4-0-0	0-0-0 SCHEFTZ, J. (W 1-0)	826	2:59
Feb 24, 2017	MANHATTAN	w 13-3	9	5-0-0	0-0-0 HOWELL, R. (W 2-0)	1253	3:13
Feb 25, 2017	MANHATTAN	w 10-1	9	6-0-0	0-0-0 PIMENTEL, J. (W 2-0)	1326	3:00
Feb 26, 2017	MANHATTAN	w 7-2	9	7-0-0	0-0-0 WARD, T. (W 1-0)	1003	2:42
Feb 28, 2017	at #2 Florida	L 3-4	9	7-1-0	0-0-0 WILLIAMS, C. (L 0-1)	3471	3:17
Mar 01, 2017	FLORIDA	w 11-2	9	8-1-0	0-0-0 SHERIDAN, J. (W 2-0)	3852	3:02
Mar 03, 2017	STONY BROOK	w 7-3	9	9-1-0	0-0-0 WARD, T. (W 1-0)	1336	3:06
Mar 04, 2017	STONY BROOK	w 8-4	9	10-1-0	0-0-0 PIMENTEL, J. (W 3-0)	1134	3:13
Mar 05, 2017	STONY BROOK	w 3-2	9	11-1-0	0-0-0 SCHOLL, C. (W 1-0)	1312	3:15
Mar 07, 2017	FLORIDA STATE	L 2-5	9	11-2-0	0-0-0 WILLIAMS, C. (L 0-2)	3205	3:09
Mar 08, 2017	#2 FLORIDA STATE	L 0-5	9	11-3-0	0-0-0 SHERIDAN, J. (L 2-1)	2226	3:17
Mar 10, 2017	CENTRAL MICHIGAN	w 21-1	9	12-3-0	0-0-0 HOWELL, R. (W 3-0)	1164	3:02
Mar 11, 2017	CENTRAL MICHIGAN	w 7-3	9	13-3-0	0-0-0 PIMENTEL, J. (W 4-0)	345	3:02
Mar 11, 2017	CENTRAL MICHIGAN	w 5-4	9	14-3-0	0-0-0 THOMAS, R. (W 1-0)	858	2:48
Mar 14, 2017	BRADLEY	w 12-9	9	15-3-0	0-0-0 SHERIDAN, J. (W 3-1)	1012	3:30
Mar 17, 2017	JACKSONVILLE	w 4-0	9	16-3-0	0-0-0 HOWELL, R. (W 4-0)	847	2:13
Mar 18, 2017	at Jacksonville	w 10-3	9	17-3-0	0-0-0 PIMENTEL, J. (W 5-0)	573	3:07
Mar 19, 2017	at Jacksonville	L 1-7	9	17-4-0	0-0-0 SHERIDAN, J. (L 3-2)	312	3:13
Mar 21, 2017	at Bethune-Cookman	w 5-4	(11)	18-4-0	0-0-0 TUCKER, B. (W 1-0)	101	3:56
Mar 24, 2017	DARTMOUTH	L 3-4	9	18-5-0	0-0-0 SCHEFTZ, J. (L 1-1)	1531	3:17
Mar 25, 2017	DARTMOUTH	L 1-4	9	18-6-0	0-0-0 PIMENTEL, J. (L 5-1)	1247	2:43
Mar 26, 2017	DARTMOUTH	w 15-0	9	19-6-0	0-0-0 SHERIDAN, J. (W 4-2)	1026	2:58
Mar 28, 2017	JACKSONVILLE	w 10-1	9	20-6-0	0-0-0 WILLIAMS, C. (W 2-1)	961	2:58
* Mar 31, 2017	#11 HOUSTON	w 5-2	9	21-6-0	1-0-0 HOWELL, R. (W 5-0)	1154	2:33
* Apr 01, 2017	#11 HOUSTON	L 1-3	9	21-7-0	1-1-0 PIMENTEL, J. (L 5-2)	1135	2:20
* Apr 02, 2017	#11 HOUSTON	w 6-1	9	22-7-0	2-1-0 SHERIDAN, J. (W 5-2)	1027	2:41
Apr 05, 2017	STETSON	w 5-3	9	23-7-0	2-1-0 WARD, T. (W 3-0)	1122	2:37
* Apr 07, 2017	at USF	L 4-5	(11)	23-8-0	2-2-0 WILLIAMS, C. (L 1-2)	861	3:28
* Apr 08, 2017	at USF	L 5-6	9	23-9-0	2-3-0 SCHEFTZ, J. (L 1-2)	1126	3:22
* Apr 09, 2017	at USF	L 5-7	9	23-10-0	2-4-0 SHERIDAN, J. (L 5-3)	1410	3:03
Apr 11, 2017	FAU	L 3-8	9	23-11-0	2-4-0 THOMPSON, T. (L 0-1)	1242	3:13
* Apr 13, 2017	at East Carolina	w 8-7	(11)	24-11-0	3-4-0 TUCKER, B. (W 2-0)	2924	4:14
* Apr 14, 2017	at East Carolina	w 9-4	9	25-11-0	4-4-0 PIMENTEL, J. (W 6-2)	2616	3:07
* Apr 15, 2017	at East Carolina	w 7-0	9	26-11-0	5-4-0 SHERIDAN, J. (W 6-3)	2836	2:59
Apr 18, 2017	BETHUNE-COOKMAN	w 5-1	9	27-11-0	5-4-0 WILLIAMS, C. (W 2-3)	1038	2:40
* Apr 21, 2017	UCONN	w 8-1	9	28-11-0	6-4-0 HOWELL, R. (W 6-0)	1295	2:39
* Apr 22, 2017	UCONN	L 5-6	9	28-12-0	6-5-0 BAHR, J. (L 0-1)	1200	3:47
* Apr 23, 2017	UCONN	w 8-2	9	29-12-0	7-5-0 SHERIDAN, J. (W 7-3)	849	2:55
* Apr 28, 2017	MEMPHIS	w 7-4	9	30-12-0	8-5-0 HOWELL, R. (W 7-0)	1477	3:14
* Apr 29, 2017	MEMPHIS	L 4-9	9	30-13-0	8-6-0 PIMENTEL, J. (L 6-3)	1019	3:17
* Apr 30, 2017	MEMPHIS	w 2-1	9	31-13-0	9-6-0 SHERIDAN, J. (W 8-4)	1006	2:28
May 02, 2017	at North Florida	L 1-2	9	31-14-0	9-6-0 PIMENTEL, J. (L 6-4)	326	2:28
* May 05, 2017	at Tulane	w 11-4	9	32-14-0	10-6-0 HOWELL, R. (W 8-0)	1772	3:13
* May 06, 2017	at Tulane	L 3-4	9	32-15-0	10-7-0 TUCKER, B. (L 2-1)	1764	2:26
* May 07, 2017	at Tulane	w 11-1	9	33-15-0	11-7-0 SHERIDAN, J. (W 9-3)	1915	2:36
May 10, 2017	at Miami (FL)	w 5-2	9	34-15-0	11-7-0 WARD, T. (W 4-0)	2416	3:24
* May 12, 2017	at Cincinnati	w 16-2	9	35-15-0	12-7-0 HOWELL, R. (W 9-0)	951	2:52
* May 13, 2017	at Cincinnati	w 3-1	9	36-15-0	13-7-0 WILLIAMS, C. (W 3-3)	836	2:08
* May 14, 2017	at Cincinnati	L 5-8	9	36-16-0	13-8-0 SHERIDAN, J. (L 9-4)	662	2:44
05/16/17	at Florida Atlantic	L 4-9	9	36-17-0	13-8-0 PIMENTEL, J. (L 6-5)	568	3:13
* May 18, 2017	#23 USF	L 4-7	(11)	36-18-0	13-9-0 TUCKER, B. (L 2-2)	1513	3:39
* May 19, 2017	#23 USF	w 9-1	9	37-18-0	14-9-0 WILLIAMS, C. (W 4-3)	1776	3:11
* May 20, 2017	#23 USF	w 3-2	9	38-18-0	15-9-0 SHERIDAN, J. (W 10-4)	1751	2:47
May 23, 2017	vs East Carolina	L 3-14	9	38-19-0	15-9-0 THOMPSON, T. (L 0-2)	1414	3:38
May 25, 2017	vs Tulane	w 8-3	9	39-19-0	15-9-0 HOWELL, R. (W 10-0)	0	2:43
May 26, 2017	vs USF	w 12-0	9	40-19-0	15-9-0 WILLIAMS, C. (W 5-3)	892	3:17
May 26, 2017	vs East Carolina	L 0-4	9	40-20-0	15-9-0 BAHR, J. (L 0-2)	914	2:52

() extra inning game

**2017 UCF Baseball
Team Game-by-Game for UCF (as of May 27, 2017)
Batting (All games)**

Date	Opponent	ab	r	h	rbi	2b	3b	hr	tb	bb	ibb	sb	cs	hbp	sac	sf	qdp	k	po	a	e	lob	avg
Feb 17	SIENA	44	17	21	14	5	1	2	34	4	0	1	0	0	0	1	1	7	27	8	1	8	.477
Feb 18	SIENA	28	3	6	3	1	1	0	9	2	0	4	0	1	1	0	1	2	27	6	1	5	.375
Feb 19	SIENA	28	7	7	7	0	1	1	12	4	0	5	0	2	2	2	0	4	27	11	0	7	.340
Feb 21	NORTH FLORIDA	28	3	10	3	1	0	0	11	2	0	2	0	1	2	2	0	5	27	11	0	8	.344
Feb 24	MANHATTAN	31	13	11	12	1	0	0	12	7	0	0	1	8	0	1	0	5	27	10	3	10	.346
Feb 25	MANHATTAN	34	10	11	10	1	0	1	15	7	0	2	1	1	1	0	0	10	27	13	0	9	.342
Feb 26	MANHATTAN	31	7	10	7	2	0	0	12	3	0	1	0	0	2	0	0	3	27	7	1	5	.339
Feb 28	at Florida	36	3	10	3	1	0	0	11	7	1	0	0	0	0	0	2	7	24	4	2	13	.331
Mar 01	FLORIDA	42	11	15	11	3	1	2	26	1	0	4	0	1	0	0	1	8	27	12	1	9	.334
Mar 03	STONY BROOK	32	7	10	6	0	0	1	13	3	0	1	0	1	1	2	0	6	27	11	0	8	.332
Mar 04	STONY BROOK	33	8	11	8	3	1	1	19	6	0	2	0	2	1	1	0	12	27	7	1	11	.332
Mar 05	STONY BROOK	29	3	7	3	3	0	0	10	4	0	4	0	1	0	2	1	7	27	9	0	8	.326
Mar 07	FLORIDA STATE	29	2	2	2	0	0	1	5	3	0	0	0	1	0	0	0	12	27	5	3	4	.308
Mar 08	FLORIDA STATE	32	0	7	0	1	1	0	10	1	0	0	0	0	0	0	1	10	27	6	3	6	.302
Mar 10	CENTRAL MICHIGAN	42	21	19	20	2	1	5	38	7	0	2	0	1	0	1	0	10	27	15	1	6	.315
Mar 11	CENTRAL MICHIGAN	32	7	11	5	1	0	1	15	4	0	2	0	0	1	0	1	7	27	10	2	6	.316
Mar 11	CENTRAL MICHIGAN	31	5	6	5	2	0	1	11	3	0	3	0	2	1	0	0	6	27	14	3	7	.310
Mar 14	BRADLEY	32	12	7	10	2	2	1	16	10	0	3	0	2	0	0	0	9	27	15	1	8	.305
Mar 17	JACKSONVILLE	30	4	7	2	2	0	0	9	3	0	4	0	0	0	0	1	10	27	9	0	5	.301
Mar 18	at Jacksonville	39	10	15	9	5	1	3	31	4	0	2	1	0	1	0	0	9	27	13	0	7	.306
Mar 19	at Jacksonville	32	1	7	1	1	0	0	8	3	0	1	0	1	1	0	0	10	24	16	2	9	.302
Mar 21	at Bethune-Cookman	41	5	8	2	0	0	1	11	5	0	5	0	2	0	0	0	9	33	6	2	10	.296
Mar 24	DARTMOUTH	28	3	5	3	0	0	0	5	6	0	0	1	0	1	1	1	10	27	14	3	6	.292
Mar 25	DARTMOUTH	34	1	7	1	1	1	1	13	0	0	0	0	1	0	0	0	8	27	8	3	7	.288
Mar 26	DARTMOUTH	34	15	12	13	5	0	0	17	8	0	3	0	2	1	1	1	4	27	10	0	7	.291
Mar 28	JACKSONVILLE	35	10	14	8	1	0	1	18	3	0	3	1	1	2	0	0	5	27	8	1	7	.295
*Mar 31	HOUSTON	31	5	7	5	3	0	1	13	2	0	1	0	3	1	0	0	15	27	10	0	8	.293
*Apr 01	HOUSTON	32	1	6	1	1	0	0	7	4	0	3	0	0	0	0	1	2	27	7	0	8	.289
*Apr 02	HOUSTON	35	6	13	5	3	0	0	16	2	0	0	1	0	0	1	1	5	27	13	0	8	.292
Apr 05	STETSON	31	5	7	5	3	0	1	13	2	0	0	0	1	0	0	0	6	27	12	1	5	.290
*Apr 07	at USF	40	4	8	4	2	0	0	10	3	0	0	0	0	0	0	1	12	32	12	0	6	.287
*Apr 08	at USF	33	5	5	4	1	0	1	9	5	0	4	0	0	1	0	0	14	26	11	1	7	.283
*Apr 09	at USF	36	5	12	5	1	1	1	18	4	0	2	0	1	0	0	1	10	24	4	0	9	.284
Apr 11	FAU	31	3	5	3	1	0	0	6	2	0	0	0	0	0	0	0	6	27	5	2	3	.281
*Apr 13	at East Carolina	45	8	14	7	3	1	2	25	7	0	0	0	1	0	0	1	7	33	12	1	12	.282
*Apr 14	at East Carolina	33	9	6	7	1	0	1	10	3	0	1	1	4	0	0	0	8	27	7	1	4	.279
*Apr 15	at East Carolina	37	7	11	6	2	0	0	13	3	1	0	0	0	0	1	1	5	27	15	1	7	.280
Apr 18	BETHUNE-COOKMAN	33	5	9	5	2	1	0	13	4	0	4	0	1	0	0	1	8	27	9	0	9	.280
*Apr 21	UCONN	35	8	11	8	4	0	2	21	2	0	3	0	3	0	0	0	8	27	11	1	8	.281
*Apr 22	UCONN	34	5	8	5	1	0	1	12	3	0	3	0	2	0	1	0	11	27	14	1	8	.279
*Apr 23	UCONN	35	8	14	8	2	0	1	19	2	0	4	1	0	0	2	0	8	27	11	2	7	.282
*Apr 28	MEMPHIS	29	7	9	4	2	1	0	13	6	0	4	1	0	0	0	2	7	27	11	0	4	.283
*Apr 29	MEMPHIS	36	4	10	4	0	0	0	10	5	0	1	1	2	0	0	0	5	27	8	2	12	.283
*Apr 30	MEMPHIS	30	2	7	2	2	0	0	9	1	0	1	1	0	0	0	0	9	27	11	1	5	.282
May 02	at North Florida	30	1	4	1	0	0	1	7	0	0	0	0	1	1	0	0	4	24	10	3	4	.279
*May 05	at Tulane	39	11	13	10	5	0	1	21	3	0	5	0	4	1	0	1	6	27	7	1	9	.280
*May 06	at Tulane	31	3	5	2	3	0	0	8	0	0	0	0	1	1	0	1	8	24	12	2	3	.278
*May 07	at Tulane	42	11	16	10	5	0	0	21	6	0	1	0	0	0	1	0	4	27	14	1	11	.281
May 10	at Miami (FL)	36	5	9	5	2	0	2	17	2	0	2	0	1	0	0	0	12	27	7	0	7	.280
*May 12	at Cincinnati	39	16	15	14	2	2	3	30	8	0	3	1	1	0	0	2	2	27	11	0	5	.282
*May 13	at Cincinnati	32	3	7	3	0	0	1	10	1	0	1	0	1	1	0	1	2	27	10	0	5	.281
*May 14	at Cincinnati	38	5	15	5	1	0	1	19	1	0	0	1	2	0	0	2	4	24	9	1	9	.284
05/16/17	at Florida Atlantic	36	4	9	2	2	0	0	11	3	0	0	0	0	0	0	0	11	24	6	0	8	.283
*May 18	USF	43	4	8	4	1	0	1	12	3	0	1	0	1	0	0	0	12	33	17	3	10	.281
*May 19	USF	40	9	17	9	2	0	1	22	7	0	2	0	0	0	0	0	9	27	7	1	14	.284
*May 20	USF	28	3	8	3	3	0	0	11	5	1	1	1	1	0	0	2	7	27	10	2	7	.284
May 23	vs East Carolina	36	3	11	2	5	0	0	16	1	0	1	0	2	0	0	1	8	27	14	3	9	.284
May 25	vs Tulane	36	8	10	7	0	0	2	16	4	0	4	0	2	1	0	1	12	27	5	0	8	.284
May 26	vs USF	37	12	11	11	2	0	2	19	8	0	0	2	3	0	0	0	9	27	10	0	9	.284
May 26	vs East Carolina	30	0	3	0	0	0	0	3	3	0	0	0	0	1	0	0	7	27	8	2	7	.282
Totals		2056	383	579	344	111	17	49	871	225	3	106	16	69	26	20	31	458	1621	598	67	451	.282

2017 UCF Baseball
Team Game-by-Game for UCF (as of May 27, 2017)
Pitching (All games)

Date	Opponent	ip	h	r	er	bb	so	2b	3b	hr	wp	bk	hbp	dp	ibb	score	w-l	sv	era
Feb 17	SIENA	9.0	10	6	4	0	16	3	0	2	2	0	0	0	0	17-6	1-0	0	4.00
Feb 18	SIENA	9.0	3	0	0	3	11	1	0	0	1	0	1	0	0	3-0	2-0	1	2.00
Feb 19	SIENA	9.0	7	2	2	1	12	0	0	1	3	0	2	3	0	7-2	3-0	1	2.00
Feb 21	NORTH FLORIDA	9.0	8	2	2	3	12	2	0	0	0	0	1	1	0	3-2	4-0	2	2.00
Feb 24	MANHATTAN	9.0	10	3	2	0	8	4	0	0	1	0	0	0	0	13-3	5-0	2	2.00
Feb 25	MANHATTAN	9.0	6	1	1	1	8	1	0	1	0	0	0	1	0	10-1	6-0	2	1.83
Feb 26	MANHATTAN	9.0	5	2	1	3	12	1	0	0	1	0	1	2	0	7-2	7-0	2	1.71
Feb 28	at Florida	8.0	4	4	3	6	4	1	0	1	0	0	0	0	0	3-4	7-1	2	1.90
Mar 01	FLORIDA	9.0	6	2	2	2	8	4	0	0	1	2	0	2	0	11-2	8-1	2	1.91
Mar 03	STONY BROOK	9.0	8	3	3	7	6	1	0	0	3	0	1	1	0	7-3	9-1	2	2.02
Mar 04	STONY BROOK	9.0	6	4	2	2	8	0	0	1	0	1	0	0	0	8-4	10-1	3	2.02
Mar 05	STONY BROOK	9.0	10	2	2	2	7	2	0	0	0	0	0	0	0	3-2	11-1	3	2.02
Mar 07	FLORIDA STATE	9.0	9	5	4	3	9	2	0	0	0	0	1	0	0	2-5	11-2	3	2.17
Mar 08	FLORIDA STATE	9.0	6	5	5	9	13	2	0	0	0	0	1	0	0	0-5	11-3	3	2.38
Mar 10	CENTRAL MICHIGAN	9.0	5	1	1	2	8	0	0	0	0	0	1	0	0	21-1	12-3	3	2.28
Mar 11	CENTRAL MICHIGAN	9.0	11	3	1	1	9	0	0	0	1	0	0	1	0	7-3	13-3	4	2.20
Mar 11	CENTRAL MICHIGAN	9.0	6	4	4	2	11	1	1	0	0	0	0	1	0	5-4	14-3	4	2.31
Mar 14	BRADLEY	9.0	12	9	6	1	12	3	0	0	0	0	1	0	0	12-9	15-3	5	2.52
Mar 17	JACKSONVILLE	9.0	3	0	0	0	7	0	0	0	0	0	0	0	0	4-0	16-3	5	2.38
Mar 18	at Jacksonville	9.0	10	3	3	3	5	3	0	0	0	0	2	1	0	10-3	17-3	5	2.41
Mar 19	at Jacksonville	8.0	9	7	6	9	3	2	0	0	3	0	1	2	0	1-7	17-4	5	2.60
Mar 21	at Bethune-Cookman	11.0	11	4	1	1	19	2	0	0	2	1	3	0	0	5-4	18-4	6	2.50
Mar 24	DARTMOUTH	9.0	10	4	2	3	9	1	0	1	0	0	1	0	0	3-4	18-5	6	2.48
Mar 25	DARTMOUTH	9.0	8	4	0	4	9	0	0	0	0	0	1	1	0	1-4	18-6	6	2.38
Mar 26	DARTMOUTH	9.0	6	0	0	3	9	0	0	0	0	0	0	1	0	15-0	19-6	6	2.28
Mar 28	JACKSONVILLE	9.0	8	1	1	1	9	0	0	1	0	0	1	2	0	10-1	20-6	6	2.23
*Mar 31	HOUSTON	9.0	7	2	2	2	8	1	0	1	0	0	0	0	0	5-2	21-6	7	2.22
*Apr 01	HOUSTON	9.0	9	3	3	0	4	2	1	1	0	0	0	0	0	1-3	21-7	7	2.25
*Apr 02	HOUSTON	9.0	7	1	1	2	10	2	1	0	0	0	0	1	0	6-1	22-7	7	2.21
Apr 05	STETSON	9.0	6	3	3	5	9	0	0	2	0	0	0	2	0	5-3	23-7	7	2.23
*Apr 07	at USF	10.2	7	5	5	11	14	1	0	1	0	0	1	0	1	4-5	23-8	7	2.31
*Apr 08	at USF	8.2	13	6	5	4	6	2	0	0	0	0	1	0	1	5-6	23-9	7	2.40
*Apr 09	at USF	8.0	16	7	7	2	8	3	1	1	3	0	0	1	0	5-7	23-10	7	2.54
Apr 11	FAU	9.0	10	8	1	7	15	2	0	0	2	1	1	0	0	3-8	23-11	7	2.50
*Apr 13	at East Carolina	11.0	8	7	5	9	7	1	0	1	0	0	1	1	1	8-7	24-11	7	2.55
*Apr 14	at East Carolina	9.0	12	4	4	2	5	0	0	2	0	0	0	2	0	9-4	25-11	7	2.59
*Apr 15	at East Carolina	9.0	4	0	0	5	8	1	0	0	0	0	0	2	0	7-0	26-11	7	2.52
Apr 18	BETHUNE-COOKMAN	9.0	2	1	1	0	9	0	0	1	0	0	0	0	0	5-1	27-11	7	2.48
*Apr 21	UCONN	9.0	4	1	1	2	11	1	0	0	0	0	0	0	0	8-1	28-11	7	2.45
*Apr 22	UCONN	9.0	10	6	6	3	7	3	0	1	0	0	1	1	0	5-6	28-12	7	2.53
*Apr 23	UCONN	9.0	9	2	2	3	9	0	0	0	0	0	0	1	0	8-2	29-12	7	2.52
*Apr 28	MEMPHIS	9.0	12	4	4	4	12	1	0	1	0	0	0	0	0	7-4	30-12	8	2.56
*Apr 29	MEMPHIS	9.0	12	9	7	3	10	5	0	1	1	0	0	0	0	4-9	30-13	8	2.66
*Apr 30	MEMPHIS	9.0	3	1	1	3	11	0	0	1	0	0	1	1	0	2-1	31-13	9	2.62
May 02	at North Florida	8.0	11	2	2	0	4	2	0	0	0	0	0	0	0	1-2	31-14	9	2.61
*May 05	at Tulane	9.0	6	4	4	3	12	1	0	0	1	0	0	0	0	11-4	32-14	9	2.64
*May 06	at Tulane	8.0	6	4	4	4	6	1	0	1	0	0	0	2	0	3-4	32-15	9	2.68
*May 07	at Tulane	9.0	4	1	1	1	5	0	0	1	0	0	0	0	0	11-1	33-15	9	2.64
May 10	at Miami (FL)	9.0	9	2	2	6	13	2	0	0	2	0	1	1	0	5-2	34-15	9	2.63
*May 12	at Cincinnati	9.0	4	2	2	4	5	1	0	1	0	1	0	0	0	16-2	35-15	9	2.62
*May 13	at Cincinnati	9.0	2	1	1	3	7	1	0	0	0	0	1	1	0	3-1	36-15	10	2.59
*May 14	at Cincinnati	8.0	9	8	8	3	6	0	2	0	0	1	0	0	0	5-8	36-16	10	2.70
05/16/17	at Florida Atlantic	8.0	10	9	9	6	7	3	1	0	1	0	2	1	0	4-9	36-17	10	2.82
*May 18	USF	11.0	7	7	6	5	11	2	0	1	0	0	3	1	0	4-7	36-18	10	2.87
*May 19	USF	9.0	5	1	1	1	8	1	0	1	0	1	0	1	0	9-1	37-18	10	2.83
*May 20	USF	9.0	7	2	1	1	10	0	0	0	0	0	0	0	0	3-2	38-18	11	2.80
May 23	vs East Carolina	9.0	15	14	13	6	7	3	0	1	1	0	2	1	0	3-14	38-19	11	2.98
May 25	vs Tulane	9.0	6	3	3	4	11	1	0	2	0	0	1	1	0	8-3	39-19	11	2.98
May 26	vs USF	9.0	2	0	0	3	8	1	0	0	0	0	0	1	0	12-0	40-19	11	2.93
May 26	vs East Carolina	9.0	4	4	2	4	8	0	0	2	0	0	3	0	0	0-4	40-20	11	2.91
Totals		540.1	455	215	175	193	535	80	7	32	29	8	38	41	3	383-215	40-20	11	2.91



2017 UCF Baseball
Conference statistics for UCF (as of May 20, 2017)
(games only Sorted by Batting avg)



Record: 15-9 Home: 8-4 Away: 7-5 : 15-9

Player	avg	gp-gs	ab	r	h	2b	3b	hr	rbi	tb	slg%	bb	hp	so	gdp	ob%	sf	sh	sb-att	po	a	e	fld%	
PUTNAM, Eli	.343	24-24	102	20	35	7	0	2	14	48	.471	6	4	27	1	.398	1	0	5-5	35	0	4	.897	
GELLINGER, Kam	.337	24-24	83	16	28	6	2	2	17	44	.530	9	2	24	2	.411	1	3	2-5	11	49	3	.952	
MARSH, Kyle	.330	23-23	91	14	30	8	1	1	23	43	.473	5	5	8	2	.388	2	0	0-1	52	0	2	.963	
BOZEMAN, Brennan	.294	21-21	85	16	25	4	0	1	14	32	.376	7	2	11	2	.362	0	0	5-6	27	70	5	.951	
THOMAS, Rylan	.290	24-24	100	21	29	4	0	6	21	51	.510	8	5	37	1	.372	0	0	2-2	208	16	1	.996	
HAMBLIN, Luke	.273	24-24	99	17	27	6	1	1	13	38	.384	17	1	16	1	.381	1	0	8-9	55	3	0	1.000	
GEORGE, Anthony	.273	20-16	55	6	15	2	0	1	4	20	.364	5	1	9	1	.344	0	1	3-3	138	8	1	.993	
PETERSON, Bryce	.267	13-7	30	5	8	3	0	0	2	11	.367	2	1	9	3	.333	0	0	3-3	0	0	0	.000	
MIKA, Matthew	.260	24-24	96	16	25	6	1	0	13	33	.344	10	4	14	3	.355	0	0	11-12	41	71	2	.982	
HEISER, Logan	.250	10-9	28	4	7	3	0	0	4	10	.357	4	1	3	0	.364	0	1	0-0	59	5	0	1.000	
CRILE, Ryan	.220	19-12	41	5	9	1	0	1	3	13	.317	8	1	7	0	.360	0	0	2-4	0	0	0	.000	

BEAVER, Dallas	.500	4-0	2	1	1	0	0	1	1	4	2.000	1	0	0	0	.667	0	0	0-0	3	0	0	1.000	
MORGAN, Brooks	.357	6-3	14	4	5	0	0	2	5	11	.786	1	0	3	0	.400	0	0	0-0	0	4	0	1.000	
MOSER, Josh	.059	13-3	17	3	1	0	0	0	0	1	.059	0	0	7	1	.059	0	0	0-0	13	0	0	1.000	
WOOD, Max	.000	9-2	9	0	0	0	0	0	1	0	.000	1	0	4	0	.091	1	0	0-0	1	0	0	1.000	
GRIFFIN, Austin	.000	3-0	1	1	0	0	0	0	0	0	.000	2	0	1	0	.667	0	0	0-0	1	0	0	1.000	
Totals	.287	24	853	149	245	50	5	18	135	359	.421	86	27	180	17	.368	6	5	41-50	655	254	22	.976	
Opponents	.228	24	804	88	183	30	5	16	81	271	.337	80	9	200	13	.302	8	12	11-16	642	236	19	.979	

LOB - Team (186), Opp (170). DPs turned - Team (15), Opp (17). IBB - Team (2), THOMAS, R. 2, Opp (3). Picked off - GELLINGER, K 1, MARSH, K. 1.

(games only Sorted by Earned run avg)

Player	era	w-l	app	gs	cg	sho	sv	ip	h	r	er	bb	so	2b	3b	hr	b/avg	wp	hp	bk	sfa	sha
WILLIAMS, Chris	1.59	2-1	9	3	0	0/0	0	28.1	16	7	5	8	13	4	0	1	.172	1	1	1	2	3
SHERIDAN, Joseph	3.18	6-2	8	8	0	0/1	0	45.1	45	17	16	13	44	3	1	3	.254	1	1	0	0	1
HOWELL, Robby	4.09	5-0	8	8	1	0/0	0	50.2	44	25	23	25	44	8	0	5	.227	1	2	1	1	2

ROHLOFF, Andrew	0.00	0-0	1	0	0	0/0	0	1.0	1	0	0	0	0	1	0	0	.250	0	0	0	0	0
THOMPSON, Trent	2.25	0-0	6	0	0	0/0	0	8.0	2	2	2	4	6	0	1	0	.083	0	0	0	1	0
BAHR, Jason	2.35	0-1	11	0	0	0/0	1	23.0	13	6	6	8	35	3	0	3	.160	1	0	0	0	1
SCHEFTZ, Jordan	2.38	0-1	9	0	0	0/1	0	11.1	6	4	3	7	12	0	1	0	.162	0	0	0	0	1
TUCKER, Bryce	2.45	1-2	11	0	0	0/0	4	14.2	8	5	4	5	14	1	1	0	.160	0	2	0	0	1
HEPPLE, Eric	2.45	0-0	4	0	0	0/0	0	3.2	3	1	1	0	6	1	0	1	.214	0	0	0	0	0
WARD, Thaddeus	3.00	0-0	6	0	0	0/0	0	9.0	9	3	3	3	10	3	0	0	.273	0	1	1	1	0
PIMENTEL, Juan	6.94	1-2	6	5	0	0/0	0	23.1	36	18	18	7	16	6	1	3	.371	1	2	0	3	3
Totals	3.34	15-9	24	24	1	1/1	5	218.1	183	88	81	80	200	30	5	16	.228	5	9	3	8	12
Opponents	5.38	9-15	24	24	0	0/0	5	214.0	245	149	128	86	180	50	5	18	.287	28	27	3	6	5

PB - Team (1), HEISER, L. 1, Opp (8). Pickoffs - Team (5), HEISER, L. 1, THOMPSON, T. 1, SHERIDAN, J. 1, TUCKER B. 1, HOWELL, R. 1, Opp (2). SBA/ATT - GEORGE, A. (9-12), SHERIDAN, J. (4-4), PIMENTEL, J. (1-3), HOWELL, R. (3-3), HEISER, L. (2-3), WILLIAMS, C. (0-2), BAHR, J. (2-2), TUCKER B. (0-1), THOMPSON, T. (1-1).

**2017 UCF Baseball
Overall Statistics for UCF (as of May 27, 2017)
(All games Sorted by Batting avg)**

Record: 40-20 Home: 28-9 Away: 10-9 Neutral: 2-2 : 15-9

Player	avg	gp-gs	ab	r	h	2b	3b	hr	rbi	tb	slg%	bb	hp	so	gdp	ob%	sf	sh	sb-att	po	a	e	fld%	
PUTNAM, Eli	.321	60-60	240	48	77	16	2	8	39	121	.504	17	10	69	3	.388	1	4	16-17	85	0	5	.944	
MARSH, Kyle	.314	59-59	220	36	69	20	4	6	52	115	.523	22	6	31	3	.383	5	2	1-2	120	3	5	.961	
THOMAS, Rylan	.305	57-57	226	44	69	11	0	13	52	119	.527	15	7	82	3	.363	3	0	9-10	447	32	5	.990	
HAMBLIN, Luke	.301	60-59	219	47	66	13	3	1	34	88	.402	45	3	43	3	.424	2	4	19-22	123	4	2	.984	
GEORGE, Anthony	.294	42-27	102	13	30	3	2	1	10	40	.392	8	2	19	1	.357	0	1	3-3	267	14	2	.993	
GELLINGER, Kam	.289	59-59	197	39	57	13	2	2	29	80	.406	25	9	48	3	.391	2	4	4-8	43	130	11	.940	
MIKA, Matthew	.277	59-57	220	33	61	11	1	0	27	74	.336	17	7	37	6	.346	2	3	25-27	99	156	9	.966	
PETERSON, Bryce	.261	39-25	92	16	24	6	0	3	14	39	.424	10	4	31	4	.355	1	0	8-8	6	1	0	1.000	
HEISER, Logan	.255	35-31	94	21	24	4	0	4	18	40	.426	7	6	12	1	.343	1	3	2-3	239	19	0	1.000	
BOZEMAN, Brennan	.250	40-40	160	25	40	7	0	1	24	50	.313	12	6	14	3	.326	0	0	9-10	47	120	10	.944	
CRILE, Ryan	.243	52-39	140	24	34	4	3	5	23	59	.421	19	2	25	0	.337	2	1	6-8	12	33	8	.849	

HIGGINS, Michael	.400	4-0	5	1	2	1	0	0	1	3	.600	0	0	1	0	.400	0	0	0-0	7	0	0	1.000	
MORGAN, Brooks	.276	20-7	29	10	8	0	0	2	9	14	.483	5	2	5	0	.417	0	2	0-0	6	13	2	.905	
MOSER, Josh	.231	38-11	52	14	12	1	0	2	6	19	.365	8	2	17	1	.355	0	1	4-4	38	0	0	1.000	
BEAVER, Dallas	.167	19-3	18	3	3	1	0	1	1	7	.389	2	2	5	0	.318	0	1	0-0	27	1	0	1.000	
WOOD, Max	.130	23-3	23	3	3	0	0	0	4	3	.130	2	1	9	0	.222	1	0	0-0	5	0	0	1.000	
GRIFFIN, Austin	.000	20-2	16	4	0	0	0	0	1	0	.000	8	0	9	0	.333	0	0	0-0	20	0	0	1.000	
MURPHY, Austin	.000	6-0	3	2	0	0	0	0	0	0	.000	3	0	1	0	.500	0	0	0-0	1	0	1	.500	
HOWELL, Robby	.000	1-1	0	0	0	0	0	0	0	0	.000	0	0	0	0	.000	0	0	0-0	8	9	1	.944	
Totals	.282	60	2056	383	579	111	17	49	344	871	.424	225	69	458	31	.368	20	26	106-122	1621	598	67	.971	
Opponents	.226	60	2015	215	455	80	7	32	192	645	.320	193	38	535	36	.304	13	23	41-54	1562	532	64	.970	

LOB - Team (451), Opp (446). DPs turned - Team (41), Opp (36). IBB - Team (3), THOMAS, R. 3, Opp (3). Picked off - HAMBLIN, L. 4, GELLINGER, K 3, PUTNAM, E. 3, MIKA, M. 3, PETERSON, B. 1, MARSH, K. 1, BOZEMAN, B. 1, CRILE, R. 1.

(All games Sorted by Earned run avg)

Player	era	w-l	app	gs	cg	sho	sv	ip	h	r	er	bb	so	2b	3b	hr	b/avg	wp	hp	bk	sfa	sha		
WILLIAMS, Chris	2.43	5-3	22	11	0	0/2	0	74.0	55	27	20	18	46	13	0	4	.205	1	3	2	2	5		
SHERIDAN, Joseph	3.25	10-4	17	12	0	0/3	0	72.0	74	28	26	24	64	10	1	3	.268	3	1	2	1	4		
HOWELL, Robby	3.28	10-0	15	15	2	1/0	0	96.0	83	41	35	37	90	16	0	8	.224	5	5	1	1	2		
PIMENTEL, Juan	4.95	6-5	15	12	0	0/1	0	63.2	84	41	35	20	41	13	1	5	.321	2	5	1	3	5		

THOMAS, Rylan	0.00	1-0	7	0	0	0/1	0	8.0	3	0	0	4	10	1	0	0	.100	4	2	0	0	0		
MARSH, Kyle	0.00	0-0	2	0	0	0/1	0	2.0	0	0	0	4	0	0	0	0	.000	0	0	0	0	0		
HEPPLE, Eric	0.46	0-0	16	0	0	0/0	0	19.2	10	2	1	7	21	3	0	1	.156	0	0	0	3	0		
TUCKER, Bryce	1.75	2-2	26	0	0	0/1	9	36.0	18	10	7	11	53	2	1	1	.146	1	4	0	0	2		
SCHEFTZ, Jordan	1.76	1-2	26	0	0	0/2	0	30.2	17	11	6	19	40	2	1	0	.160	3	4	0	0	2		
WARD, Thaddeus	2.29	4-0	26	1	0	0/0	1	35.1	36	13	9	12	32	5	1	0	.271	5	6	1	2	1		
THOMPSON, Trent	2.35	0-2	18	4	0	0/0	0	30.2	21	9	8	13	31	6	1	2	.193	1	2	1	1	0		
BAHR, Jason	2.81	0-2	23	5	0	0/1	1	57.2	38	18	18	14	89	5	1	6	.184	1	4	0	0	1		
ROHLOFF, Andrew	4.32	0-0	9	0	0	0/1	0	8.1	7	4	4	3	9	3	0	1	.226	0	1	0	0	1		
SCHOLL, Campbell	8.31	1-0	5	0	0	0/0	0	4.1	8	8	4	3	5	1	0	1	.364	1	1	0	0	0		
FAINTICH, Drew	9.00	0-0	8	0	0	0/0	0	2.0	1	3	2	4	4	0	0	0	.111	2	0	0	0	0		
Totals	2.91	40-20	60	60	2	5/4	11	540.1	455	215	175	193	535	80	7	32	.226	29	38	8	13	23		
Opponents	5.55	20-40	60	60	0	2/2	10	520.2	579	383	321	225	458	111	17	49	.282	69	69	10	20	26		

PB - Team (5), HEISER, L. 3, GEORGE, A. 2, Opp (23). Pickoffs - Team (10), HOWELL, R. 2, SHERIDAN, J. 2, TUCKER, B. 2, HEPPLE, E. 1, BAHR, J. 1, THOMPSON, T. 1, HEISER, L. 1, Opp (17). SBA/ATT - HEISER, L. (22-26), GEORGE, A. (17-23), HOWELL, R. (10-11), PIMENTEL, J. (6-10), BAHR, J. (6-7), SHERIDAN, J. (6-6), WILLIAMS, C. (1-4), SCHEFTZ, J. (4-4), THOMPSON, T. (4-4), TUCKER, B. (0-2), WARD, T. (0-2), BEAVER, D. (2-2), SCHOLL, C. (1-1), THOMAS, R. (1-1), HEPPLE, E. (1-1), FAINTICH, D. (1-1).