



# TWO THOUSAND SEVENTEEN FLORIDA STATE BASEBALL

22 COLLEGE WORLD SERIES APPEARANCES • 22 FIRST ROUND DRAFT PICKS • 43 1ST TEAM ALL-AMERICANS

## FLORIDA STATE (45-21, 14-14 ACC)

Date	Ranking (FSU/Opp)	Opponent	Result/Time
2/17	3/-	VCU	L, 0-3
2/18	3/-	VCU	W, 12-3
2/19	3/-	VCU	W, 11-3
2/21	3/-	USF	L, 2-4
2/24	3/-	Samford	W, 16-3
2/25	3/-	Samford	W, 8-0
2/26	3/-	Samford	W, 13-4
2/28	3/-	at Jacksonville	W, 6-5
3/3	3/-	Oakland	W, 18-10
3/4	3/-	Oakland	W, 12-1
3/5	3/-	Oakland	W, 14-6
3/7	3/-	at UCF	W, 5-2
3/8	3/-	at UCF	W, 5-0
3/10	3/-	Boston College*	L, 5-8
3/11	3/-	Boston College*	W, 11-1
3/11	3/-	Boston College*	W, 13-0
3/14	1/5	at Florida	L, 0-1
3/15	1/22	at FGCU	L, 2-5
3/17	1/-	at Virginia Tech*	W, 9-2
3/18	1/-	at Virginia Tech*	L, 12-13
3/19	1/-	at Virginia Tech*	L, 0-17
3/21	13/-	Jacksonville	W, 10-9
3/24	13/-	at Notre Dame*	W, 8-2
3/24	13/-	at Notre Dame*	W, 8-3 (13)
3/25	13/-	at Notre Dame*	W, 5-1
3/28	12/9	vs. Florida (Jax)	L, 1-4
3/31	12/8	North Carolina*	L, 1-3
4/1	12/8	North Carolina*	L, 2-5 (11)
4/2	12/8	North Carolina*	L, 7-9
4/4	22/20	FGCU	W, 7-6
4/5	22/20	FGCU	W, 3-2 (5)
4/7	22/-	at NC State*	W, 16-7
4/8	22/-	at NC State*	L, 3-4
4/9	22/-	at NC State*	L, 4-8
4/11	-/12	Florida	L, 7-10
4/15	-/4	Clemson*	L, 10-12
4/16	-/4	Clemson*	W, 7-3
4/17	-/3	Clemson*	W, 7-6
4/19	-/-	Stetson	W, 7-3
4/21	-/-	at Miami*	W, 6-2
4/22	-/-	at Miami*	L, 4-5 (10)
4/25	-/-	at Stetson	W, 11-5
4/28	-/14	Virginia*	W, 6-4
4/29	-/14	Virginia*	L, 0-8
4/30	-/14	Virginia*	L, 5-7
5/5	-/-	Pacific	W, 9-8
5/6	-/-	Pacific	W, 18-5
5/6	-/-	Pacific	W, 5-3
5/7	-/-	Pacific	W, 5-3
5/9	-/-	Jacksonville	W, 21-2 (8)
5/12	-/21	Wake Forest*	L, 3-4
5/13	-/21	Wake Forest*	W, 4-0
5/14	-/21	Wake Forest*	L, 9-10
5/18	-/2	at Louisville*	W, 12-9
5/19	-/2	at Louisville*	W, 8-2
5/24	-/-	vs. Notre Dame <sup>1</sup>	W, 5-3 (12)
5/26	-/5	vs. Louisville <sup>2</sup>	W, 6-2
5/27	-/-	vs. Duke <sup>1</sup>	W, 5-1
5/28	-/2	vs. North Carolina <sup>1</sup>	W, 7-3
6/2	16/-	Tennessee Tech <sup>2</sup>	L, 1-3
6/3	16/23	UCF <sup>2</sup>	W, 6-1
6/4	16/-	Tennessee Tech <sup>2</sup>	W, 5-3
6/4	16/-	Auburn <sup>2</sup>	W, 8-7 (10)
6/5	16/-	Auburn <sup>2</sup>	W, 6-0
6/10	16/-	Sam Houston State <sup>3</sup>	W, 7-6
6/11	16/-	Sam Houston State <sup>3</sup>	W, 19-0
6/18	16/3	vs. LSU <sup>4</sup>	8:00 PM - ESPN

\*ACC Game; Home Game; ACC Championship - Louisville, Ky.

<sup>1</sup>NCAA Regional - Tallahassee, Fla.; <sup>2</sup>Super Regional - Tallahassee, Fla.

<sup>3</sup>College World Series - Omaha, Neb.

Rankings listed are from D1Baseball.com

### Current Rankings

Baseball America: 15  
Collegiate Baseball: 6  
D1Baseball.com: 16

NCBWA: 10  
Perfect Game: 20  
USA Today Coaches: 17

## 2017 COLLEGE WORLD SERIES

### FLORIDA STATE SEMINOLES



#### Head Coach

Mike Martin (Florida State '66)  
Career: 1943-692-4 (.737) | 38th Season  
At FSU: Same

#### BY THE NUMBERS

OVERALL	45-21	PROBABLE	
CURRENT	W6	STARTERS	
ACC	14-14		
CURRENT	W2	SAT   Tyler Holton	
HOME	29-13	(10-2, 2.25 ERA)	
AWAY	12-7		
NEUTRAL	4-1		
LAST 5	5-0		
LAST 10	9-1		



ESPN - Karl Ravech (PxP);  
Kyle Peterson & Eduardo  
Perez (Analysts);  
Laura Rutledge (reporter)  
106.1 FM/FSU Gameday App

VS

June 17, 2017

#### TEAM COMPARISON

.272	BATTING AVG.	.294
.393	ON-BASE PCT.	.391
.430	SLUGGING PCT.	.440
72	HOME RUNS	61
58-73	STOLEN BASES	72-98
3.72	ERA	3.54
3.04	K-BB RATIO	2.39
.971	FIELDING PCT.	.980

#### HISTORY vs. LSU

FSU leads series, 13-6  
at CWS: LSU leads, 2-1  
Last: LSU, 6-3 in Omaha, Neb. June 15, 2000

### LSU TIGERS



#### Head Coach

Paul Mainieri (FIU '80)  
Career: 1372-691-7 (.664) | 35th Season  
At LSU: 508-199-3 (.718) | 11th Season

#### BY THE NUMBERS

OVERALL	48-17	PROBABLE	
CURRENT	W16	STARTERS	
SEC	21-9		
CURRENT	W8	SAT   Alex Lange	
HOME	32-7	(9-5, 2.92 ERA)	
AWAY	10-8		
NEUTRAL	6-2		
LAST 5	5-0		
LAST 10	10-0		

## STARTING 9: NOLES MAKE 22nd TRIP TO COLLEGE WORLD SERIES

- FSU is making its 22nd trip to the College World Series, and first since 2012, after sweeping the Super Regional against Sam Houston State. Mike Martin is leading the Seminoles to Omaha for the 16th time, and all four FSU coaches played in the College World Series at Florida State (Martin, 1965; Bell & Martin Jr, 1994-95; Keller, 1989).
- Super Regional:** Florida State reached the Super Regionals for the 16th time (in 19 seasons under the SR format), the most in the country. FSU's 19-0 win over Sam Houston State was the largest margin of victory in Super Regional history. In the finale, Taylor Walls was 3-for-3 with two home runs, four runs batted in, five runs and four walks.
- Regional:** FSU won the Tallahassee Regional, losing the first game to Tennessee Tech before reeling off four straight wins. It is one of just 22 times a school rallied to win a regional after losing the first game (FSU also did so in 2008). FSU's starting pitching allowed just five earned runs in 36.1 IP, with 62 strikeouts (most in regionals).
- ACC Tourney:** Florida State went 4-0 in the ACC Championship, including a 7-3 win over No. 2 North Carolina in the Championship Game on Sunday. The win was FSU's 7th ACC Championship, and second in the past three seasons. **Drew Mendoza** hit two HR in the title game, and MVP **Jackson Lueck** was 7-for-16 in the tournament with two HR.
- Tyler Holton** is just the second pitcher in ACC history to earn Pitcher of the Week honors five times in one season - Mike Rogers (NC State). Holton has 10+ K's in six games on the season, the first player since **Jonathan Johnson** (6 in 1995) to do so for Florida State. His 139 on the season are 5th in the country and 9th in FSU single-season history.
- Taylor Walls** ranks second in the country in walks (63) and runs (78) heading into the College World Series. In the Super Regional against Sam Houston State, Walls reached base successfully the final 11 trips to the plate, including all seven on Sunday (3-for-3, four walks). Walls was picked in the third round of the MLB Draft (79 to TB Rays).
- Dylan Busby** was drafted nine spots behind Walls, going 88 overall to the Pirates. Busby leads FSU in home runs (14) and doubles (20). Busby is hitting .296 in the NCAA Tournament, including a season-saving RBI triple with two outs and a full count when FSU trailed Auburn 7-6 in an elimination game in the Tallahassee Regional.
- Quincy Nieporte** had four RBI Sunday in the Super Regional finale against Sam Houston State, pushing his season total to 78, the most for a Seminole since Mike McGee had 78 in 2009. Nieporte's four grand slams this season are tied for the national lead and are the most in a single season in FSU history.
- Mike Martin** and LSU coach Paul Mainieri are two of the longest-tenured coaches in the country, with a combined 73 years of experience between the two. Martin (1st, 1,943) and Mainieri (5th, 1,372) also have 3,315 win between the two of them. The pair last met when Mainieri was at Notre Dame in 2002.

TRAVEL ROSTER: CWS

No.	Name	B-T	Pos.	Ht.	Wt	Cl	Hometown / Previous School
2	Jackson Lueck	S/R	OF	6-1	190	So.	Orlando, Fla. / Orangewood Christian
3	Nick Derr	R/R	INF	6-0	190	Fr.	Lakewood Ranch, Fla. / Sarasota
6	Cobi Johnson	R/R	RHP	6-4	210	Jr.	Holiday, Fla. / J.W. Mitchell
7	Steven Wells, Jr.	R/R	RHP/OF	6-2	175	Jr.	Key West, Fla. / Key West
8	J.C. Flowers	R/R	RHP/OF	6-2	185	Fr.	Orange Park, Fla. / Trinity Christian Academy
10	Taylor Walls	S/R	INF	5-10	180	Jr.	Cordele, Ga. / Crisp County
14	Tyler Holton	L/L	LHP/OF	6-2	200	So.	Tallahassee, Fla. / Lincoln
15	Hank Truluck	R/R	INF/OF	6-1	190	Sr.	Ocala, Fla. / Forest
17	Clayton Kwiatkowski	L/L	LHP	6-2	215	Fr.	Tampa, Fla. / Jesuit
18	Ed Voyles	R/R	RHP	6-7	205	RJr.	Atlanta, Ga. / Holy Innocents Episcopal
19	Andrew Karp	R/R	RHP	6-3	210	RSO.	Winter Garden, Fla. / West Orange
20	Kyle Cavanaugh	R/R	1B	6-5	230	RJr.	Winter Park, Fla. / Trinity Prep / Tallahassee CC
22	Drew Mendoza	L/R	INF	6-4	210	Fr.	Minneola, Fla. / Lake Minneola
24	Matt Henderson	S/R	INF	5-9	165	Sr.	Chico, Calif. / Pleasant Valley / Santa Barbara CC
26	Cole Sands	R/R	RHP	6-3	210	So.	Tallahassee, Fla. / North Florida Christian
28	Dylan Busby	R/R	INF	6-3	190	Jr.	Sarasota, Fla. / Sarasota
29	Quincy Nieporte	R/R	1B	6-1	223	Sr.	Atlanta, Ga. / St. Pius X Catholic / Tallahassee CC
30	Will Zirzow	R/R	RHP	6-5	220	RJr.	Fleming Island, Fla. / The Bolles School
31	Alec Byrd	L/L	LHP	6-3	175	Sr.	Miami Shores, Fla. / St. Thomas Aquinas
32	Grant Stewart	L/L	LHP	5-10	170	Fr.	Paxton, Fla. / Paxton
33	Chase Haney	R/R	RHP	6-6	225	So.	Winter Garden, Fla. / Windermere Prep
35	Cal Raleigh	S/R	C	6-3	205	So.	Cullowhee, N.C. / Smoky Mountain
38	Rhett Aplin	L/L	OF	6-2	220	Jr.	Fleming Island, Fla. / Fleming Island / Seminole State CC
42	Jim Voyles	R/R	RHP	6-7	205	Sr.	Atlanta, Ga. / Holy Innocents Episcopal
43	Drew Parrish	L/L	LHP/OF	5-11	180	Fr.	Rockledge, Fla. / Rockledge
46	Drew Carlton	R/R	RHP	6-1	207	Jr.	Lakeland, Fla. / George Jenkins
53	Bryan Bussey	R/R	C	6-2	220	Sr.	Weaverville, N.C. / North Buncombe / Walters State CC

COACHING STAFF

- 11
- Head Coach: Mike Martin - 38th Season/Florida State (1966)
- 44
- Associate Head Coach: Mike Bell - 6th Season/Florida State (1996)
- 4
- Assistant Coach: Mike Martin, Jr. - 20th Season/Florida State (1995)
- 41
- Volunteer Assistant Coach: Clyde Keller - 2nd Season/Florida State (1990)

OTHER STAFF

- Chip Baker - Director of Operations
- Seth Diters - Strength & Conditioning Coach
- Brandon Stone - Athletic Trainer
- Andrew DeGood - Clubhouse & Equipment Manager
- 51
- Drew Linder - Bullpen Catcher

PRONUNCIATION GUIDE

Jackson LUECK	Luke
Jared HERRON	Hair-in
Clayton KWIATKOWSKI	Quit-cow-ski
Quincy NIEPORTE	Knee-port-e
Will ZIRZOW	Zeer-zow
Chase HANEY	Hay-knee
Bryan BUSSEY	Bus-E
Seth DITERS	Dye-ters
Drew LINDER	Lynn-der

2017 INFORMATION

Average (3.00 plate app/game)	
Jackson Lueck	.327
Dylan Busby	.315
Quincy Nieporte	.305
Taylor Walls	.276
Hits	
Quincy Nieporte	75
Dylan Busby	74
Taylor Walls	69
Jackson Lueck	65
RBI	
Quincy Nieporte	78
Dylan Busby	62
Jackson Lueck	54
Taylor Walls	47
Walks	
Taylor Walls	63
Matt Henderson	43
Cal Raleigh	38
Tyler Daughtry	29
Nick Derr	29
J.C. Flowers	29

2017 QUICK FACTS

Location	Tallahassee, FL
Nickname	Seminoles
Colors	Garnet & Gold
Enrollment	41,773
President	John Thrasher
Athletics Director	Stan Wilcox
Conference	Atlantic Coast
Home Field	Dick Howser Stadium
Capacity	6,700
Surface	Natural Grass
Dimensions	LF-340, CF-400, RF-320
Alleys	365-LC; 360-RC
Ht of Wall - 10'; Ht of RF Screen - 30'	
Letterwinners R/L	22/11
Position Starters R/L	10/4
Pitcher R/L	12/7
All-Time Record (Yrs)	2843-1063-10 (70)
All-Time ACC Record (Yrs)	473-211-0 (26)
All-Time NCAA Record (Yrs)	190-122-0 (55)
Years in NCAA Regional (Last)	55 (2017)
All-Time CWS Record (Yrs)	28-42-0 (21)
Last CWS Appearance	2017

MEDIA INFORMATION

Baseball SID	Steven McCartney
Phone Number	850.644.3920
Fax Number	850.644.3820
Cell Phone	850.322.6711
Press Box Number	850.644.1553
Email Address	smccartney@fsu.edu
Athletic Website	seminoles.com



# HEAD COACH MIKE MARTIN

38th season as Head Coach | 43rd season coaching at FSU | 45th season at Florida State

- » **Born:** February 12, 1944, in Charlotte, N.C.
- » **High School:** Garinger HS, Charlotte, N.C.
- » **Playing Experience:**  
Wingate Junior College - 1963-64  
Florida State - 1965-66
- » **Family:**  
**Wife:** Carol; **Children:** Mary Beth, Mike Jr., Melanie  
**Grandchildren:** Hannah Elizabeth, Tyler, Thomas Joseph (T.J.), Lexi

## THE WINNINGEST ACTIVE COACH IN COLLEGE BASEBALL, MARTIN...

- » was inducted into the American Baseball Coaches Association Hall of Fame January 5, 2007
- » was inducted into the Florida Sports Hall of Fame in 2005
- » has 24 50-win seasons (no other coach at FSU has one)
- » owns the highest career winning percentage among active DI collegiate coaches (.737)
- » owns the second-most wins all-time in NCAA Division I baseball history and most among active coaches (1,943)
- » has led Florida State to 38 consecutive NCAA Regional appearances (40 overall for FSU)
- » has taken the Noles on 16 trips to the College World Series
- » has overseen 18 conference championships (11 Metro Conference, 6 Atlantic Coast Conference - 95, 97, 02, 04, 10, 15, 17)
- » coached eight consecutive ACC Atlantic Division Championships (2007-2014) including setting the school record for the most conference wins in a season with a 24-6 mark in 2008 & 2012
- » produced 19 first round draft picks with 17 coming since 1990. Overall, Martin has coached 49 of FSU's 69 players that have reached the Major Leagues
- » coached 90 All-Americans, 128 All-ACC selections and a record four Golden Spikes winners
- » is a seven-time ACC Coach of the Year - 1996, 1998, 1999, 2001, 2007, 2009, 2012
- » is a six-time Metro Conference Coach of the Year
- » garnered Baseball America College Coach of the Year honors for the first time in his career in 2012
- » has led FSU to a top 15 final national ranking 32 times in 37 years as FSU head coach
- » was named to FSU's list of 100 distinguished graduates in celebration of the FSU Alumni Association centennial

## WINNINGEST ACTIVE COACHES...(through NCAA Super Regionals)

(Minimum five years as a Division I head coach; includes record at four-year colleges only.)

		by PERCENTAGE				
	COACH, TEAM	YRS.	WON	LOST	TIED	PCT.
1.	Mike Martin, Florida St.*	38	1,943	692	4	.737
2.	Mike Fox, North Carolina	34	1,385	501	5	.734
3.	Brian O'Connor, Virginia	14	639	239	2	.727
4.	Dan McDonnell, Louisville*	11	508	201	0	.717
5.	Wayne Graham, Rice	26	1,147	497	0	.697
6.	Jim Morris, Miami (FL)	36	1,566	690	4	.694
7.	Jim Schlossnagle, TCU*	16	689	317	0	.685
8.	Kevin O'Sullivan, Florida*	10	443	207	0	.682
9.	Gary Gilmore, Coastal Carolina	28	1,137	559	3	.670

		by VICTORIES			
	COACH, TEAM	YRS.	WON	LOST	TIED
1.	<b>Mike Martin, Florida St.*</b>	<b>38</b>	<b>1,943</b>	<b>692</b>	<b>4</b>
2.	Mark Marquess, Stanford^	41	1,626	878	7
3.	Jim Morris, Miami (FL)	36	1,566	690	4
4.	Mike Fox, North Carolina	34	1,385	501	5
5.	Paul Mainieri, LSU*	35	1,373	691	7
6.	John Anderson, Minnesota	36	1,244	845	3
7.	Keith Guttin, Missouri St.	35	1,219	759	0
8.	Danny Hall, Georgia Tech	30	1,196	622	1
9.	Wayne Graham, Rice	26	1,147	497	0

\*Still Playing in 2017 NCAA Tournament; ^Retiring following 2017 season

## MARTIN AT FSU

### PLAYER

Year	W-L-T	Pct.	Postseason
1965	32-11-1	.739	College World Series
1966	39-13	.750	NCAA Regionals
<b>Total</b>	<b>71-24-1</b>	<b>.745</b>	

### ASST. COACH

Year	W-L-T	Pct.	Postseason
1975	49-10	.831	College World Series
1976	40-16	.714	NCAA Regionals
1977	37-13	.740	—
1978	44-18	.710	NCAA Regionals
1979	43-17-1	.713	NCAA Regionals
<b>Total</b>	<b>213-74-1</b>	<b>.741</b>	

### HEAD COACH

Year	W-L-T	Pct.	Postseason
1980	51-12	.809	College World Series
1981	56-23	.709	NCAA Regionals
1982	56-17-1	.764	NCAA Regionals
1983	55-18-1	.750	NCAA Regionals
1984	55-29	.655	NCAA Regionals
1985	59-23	.720	NCAA Regionals
1986	61-13	.824	College World Series
1987	55-18	.753	College World Series
1988	50-18-1	.732	NCAA Regionals
1989	54-18	.750	College World Series
1990	57-15	.792	NCAA Regionals
1991	57-14	.789	College World Series
1992	49-21	.700	College World Series
1993	46-19	.708	NCAA Regionals
1994	53-22	.706	College World Series
1995	53-16	.768	College World Series
1996	52-17	.754	College World Series
1997	50-17	.746	NCAA Regionals
1998	53-20	.726	College World Series
1999	57-14	.800	College World Series
2000	53-19	.736	College World Series
2001	47-19	.712	NCAA Super Regionals
2002	60-14	.811	NCAA Super Regionals
2003	54-13-1	.801	NCAA Super Regionals
2004	45-23	.662	NCAA Super Regionals
2005	53-20	.726	NCAA Super Regionals
2006	44-21-0	.676	NCAA Regionals
2007	45-13	.776	NCAA Regionals
2008	54-14	.794	College World Series
2009	45-18	.714	NCAA Super Regionals
2010	48-20	.706	College World Series
2011	46-19	.708	NCAA Super Regionals
2012	50-17	.746	College World Series
2013	47-17	.734	NCAA Super Regionals
2014	43-17	.717	NCAA Regionals
2015	44-21	.677	NCAA Super Regionals
2016	41-22	.651	NCAA Super Regionals
2017	45-21	.682	—
<b>Total</b>	<b>1943-691-4</b>	<b>.737</b>	
<b>FSU Totals</b>	<b>2227-790-6</b>	<b>.738</b>	

# MARTIN (CONT.)

## 11 GETS WIN NO. 1,900

- » Florida State head coach Mike Martin won the 1,900th game of his 38-year career in FSU's 11-3 win over VCU on February 19.
- » For perspective, if a head coach started coaching today and went 56-0 each season (the maximum number of regular season games a team can play under current NCAA rules), it would take almost 34 seasons for a coach to get 1,900 career wins.
- » Martin becomes just the second coach in NCAA history to reach 1,900 career wins and the first to do so at one program.
- » Martin participated in his 3,000th game against as a Seminole vs. Virginia on April 28 - 96 as a player (1965-66), 288 as assistant coach (1975-79) and 2,639 as head coach (1980-present).
- » Here is a look at the other milestone wins of Martin's illustrious career:

Win	Score	Date
1	FSU 9, Miami 8	2/24/80
100	FSU 5, Valdosta St. 3	4/27/81
200	FSU 8, Georgia Southern 1	4/20/83
300	FSU 17, Southern Miss 6	3/23/85
400	FSU 8, Samford 7	2/18/87
500	FSU 8, Arizona State 3	2/5/89
600	FSU 4, Cincinnati 1	5/13/90
700	FSU 3, Miami 2	4/26/92
800	FSU 15, Furman 0	4/24/94
900	FSU 4, Jacksonville 1	4/10/96
1000	FSU 4, Jacksonville 3	4/8/98
1100	FSU 17, Duke 0	3/10/00
1200	FSU 4, Appalachian State 2	3/13/02
1300	FSU 4, Oral Roberts 3	2/22/04
1400	FSU 12, Minneosta 4	2/25/06
1500	FSU 17, Georgia Tech 8	3/16/08
1600	FSU 9, Virginia Tech 6	4/4/10
1700	FSU 8, Georgia Tech 4	4/8/12
1800	FSU 4, Wake Forest 3 (13 inn)	4/21/14
1900	FSU 11, VCU 3	2/19/17

## MARTIN VS. 2017 OPPONENTS

Opponent	Record	in 2017
VCU	2-1	2-1
USF	48-15	0-1
Samford	21-1	3-0
Jacksonville	87-24	3-0
Oakland	6-0	3-0
Boston College	30-5	2-1
Florida	76-71	0-3
Florida Gulf Coast	9-4	2-1
Virginia Tech	42-14	1-2
Notre Dame	12-7	4-0
North Carolina	54-28	1-3
NC State	66-27	1-2
Clemson	55-53-1	2-1
Stetson	30-4	2-0
Miami	98-102-3	1-1
Virginia	52-29	1-2
Pacific	4-0	4-0
Wake Forest	71-21	1-2
Louisville	23-4	3-0
Duke	62-13	1-0
Tennessee Tech	4-1	1-1
UCF	35-6	3-0
Auburn	35-7	2-0
Sam Houston State	2-0	2-0

# NCAA NOTES

## POSTSEASON CONSISTENCY

- » Florida State is appearing in its 55th NCAA Tournament (in 70 seasons), and 40th consecutive, the longest active streak in the country.

### Active Streaks, Postseason Apps

Florida State	40	1978-2017
Cal State Fullerton	26	1992-2017
Rice	23	1995-2017
Virginia	14	2004-2017
Vanderbilt	12	2006-2017
Texas A&M	11	2007-2017
Florida	10	2008-2017

- » Against UCF in the Regionals, Florida State won its 40th game of the season. LSU and Louisville have the next longest streaks with six-straight seasons of 40+ wins.

### Active Streaks, 40+ Win Seasons

Florida State*	40	1978-2017
Louisville*	6	2012-17
LSU*	6	2012-17
Dallas Baptist	4	2014-17
Florida*	4	2014-17
TCU*	4	2014-17

\*Still playing in 2017

- » Florida State won its sixth Super Regional last weekend against Sam Houston State. FSU has made 16 Super Regional appearances (in 19 seasons since the SR format was implemented).

### Super Regional Appearances

Florida State	16
Cal State Fullerton	13
LSU	13

## AGAINST 2017 CWS TEAMS

	All-time	Under 11
Oregon State	0-0	0-0
LSU	13-6	7-5
	2-2 Postseason, 1-2 in CWS	
Cal St. Fullerton	7-10	7-10
	1-3 Postseason, 1-3 in CWS	
Florida	128-115-1	76-71
	5-14 Postseason, 1-3 in CWS	
TCU	0-2	0-2
	0-2 Postseason, 0-2 in CWS	
Louisville	24-6	23-4
Texas A&M	3-3	3-3
	3-2 in Postseason, 1-0 in CWS	

## ACC/NCAA

### ACC Standings

Atlantic	ACC	Overall
Louisville	23-6	50-10
Wake Forest	19-11	42-18
Clemson	17-13	41-21
NC State	16-14	36-25
<b>Florida State</b>	<b>14-14</b>	<b>43-21</b>
Boston College	11-19	25-28
Notre Dame	10-20	26-32

Coastal	ACC	Overall
North Carolina	23-7	49-14
Virginia	18-12	43-15
Miami	16-13	31-27
Duke	12-18	30-28
Georgia Tech	11-19	27-28
Pitt	9-21	23-30
Virginia Tech	9-21	23-32

### ACC Player of the Week

Tyler Holton	Pitcher	2/27
Tyler Holton	Pitcher	3/6
Tyler Holton	Pitcher	4/3
Dylan Busby	Player	4/24
Tyler Holton	Pitcher	5/15
Tyler Holton	Pitcher	5/22

### All-ACC

Tyler Holton	Starting Pitcher	First Team
Quincy Nieporte	Designated Hitter	Second Team
Dylan Busby	Third Base	Third Team
J.C. Flowers	Outfield	Freshman
Drew Mendoza	First Base	Freshman

### Team Statistics

Category	NCAA	ACC	Value
Base on Balls	1	1	380
Batting Average	152	9	.272
Complete Games	-	-	-
Double Plays	153	11	41
Double Plays per game	244	11	.62
Doubles	37	7	114
Doubles per game	141	11	1.73
Earned Run Average	36	4	3.72
Fielding Pct.	114	9	.971
Hit Batters	48	2	64
Hit by Pitch	11	2	88
Hits	36	6	604
Hits Allowed per nine innings	35	5	8.22
Home Runs	22	4	72
Home Runs per game	40	6	1.09
On-Base Pct.	20	3	.393
Runs	5	1	488
Sacrifice Bunts	124	6	33
Sacrifice Flies	4	2	37
Scoring	17	3	74
Shutouts	20	3	6
Slugging Pct.	73	9	.430
Stolen Bases	100	6	58
Stolen Bases per game	154	8	.88
K-to-BB Ratio	10	2	3.04
Strikeouts per nine innings	13	2	9.4
Triple Plays	-	-	-
Triples	147	8	11
Triples per game	196	11	.17
WHIP	22	4	1.26
WL Pct.	24	5	.682
Walks Allowed per nine innings	31	2	3.08

### Individual - Top 50 Nationally

Category	Name	NCAA/ACC	Value
Base on Balls	Taylor Walls	2/2	63
	Matt Henderson	45/6	43
BB per game	Taylor Walls	5/2	.97
Earned Run Average	Tyler Holton	39/2	2.25
Games Started	Tyler Holton	2/1	17
	Cole Sands	28/4	16
Hits All. per 9 IP	Tyler Holton	8/3	5.54
Pitching Appearances	Alec Byrd	16/2	33
	Drew Carlton	16/2	33
	Chase Hanev	23/5	32
Runs	Taylor Walls	2/1	78
RBI	Quincy Nieporte	4/2	78
	Dylan Busby	36/6	62
RBI per game	Quincy Nieporte	12/3	1.20
Runs per game	Taylor Walls	6/1	1.20
Sacrifice Flies	Quincy Nieporte	22/3	7
Strikeouts	Tyler Holton	5/2	139
Strikeouts per 9 IP	Tyler Holton	31/4	11.17
Total Bases	Dylan Busby	42/7	140
Victories	Tyler Holton	11/1	10
WHIP	Tyler Holton	8/1	.88

# NCAA COLLEGE WORLD SERIES

## SEMINOLES REACH OMAHA FOR 22nd TIME

- » After starting the season an uncharacteristic 21-15, Florida State finished the season 24-6, including winning the ACC Championship and the Tallahassee Regional and Super Regional to reach the College World Series for the 22nd time.
- » It is the 16th time head coach Mike Martin has led Florida State to Omaha, beginning with his first year coaching the Seminoles in 1980. FSU's last appearance in Omaha was in 2012.
- » Since FSU first reached the College World Series in 1957, the five years between appearances is the third longest stretch without reaching the CWS in school history (8 years, 2000-2008; 6 years, 1980-86).
- » FSU's best finish in the College World Series is as runner-up in 1970, 1986 and 1999.

## MOST COLLEGE WORLD SERIES APPEARANCES

Texas	35	Last: 2014	Oklahoma State	20	Last: 2016
Miami	25	Last: 2016	Cal State Fullerton	18	Last: 2017
Arizona State	22	Last: 2010	LSU	18	Last: 2017
<b>Florida State</b>	<b>22</b>	<b>Last: 2017</b>	Arizona	17	Last: 2016
USC	21	Last: 2001	Stanford	16	Last: 2008

## LAST TIME IN OMAHA

- » Florida State went 2-2 in 2012. The Seminoles dropped the opening game to Arizona, 4-3 in 12 innings, before eliminating Stony Brook (12-2) and UCLA (4-1) before again falling to Arizona 10-3.
- » Devon Travis collected hits in all four games, becoming the first player since John Gall of Stanford to record multiple hits in his first four games of the College World Series.
- » Sherman Johnson walked twice in the second Arizona game, giving him 69 on the season, tied for the national lead.
- » Johnson and Travis were both named to the All-Tournament team in 2012, becoming the 16th and 17th Seminoles to earn All-CWS honors.

## FSU COACHES RETURN TO OMAHA

- » All three of Florida State's assistant coaches played under head coach Mike Martin, and all four men have been to the College World Series as players and coaches.
- » Head coach Mike Martin played for Florida State in 1965 and 1966, playing on FSU's fourth team to reach Omaha. FSU was 1-2 in 1965, beating Texas and losing to Ohio State and Saint Louis.
- » As an assistant coach, Martin was on Woody Woodward's 1975 staff that finished seventh in the country before going 0-2 in Omaha.
- » As a head coach, '11' is making his 16th appearance in the College World Series.
- » Associate head coach Mike Bell was a pitcher for Martin in 1994 and 1995. FSU reached the College World Series in both seasons, and Bell allowed just one hit in 1.2 innings in 1994.
- » Bell's first season back at FSU as the pitching coach was in 2012, FSU's last appearance in Omaha. Bell also was an assistant coach at Tennessee (2005) and Oklahoma (2010) when they reached the CWS.
- » Assistant coach Mike Martin Jr. was the Seminoles starting catcher from 1993-95 and also appeared in two CWS as a player (1994-95). Martin was 4-21 with a double, two runs, an RBI and three walks in six games.
- » Martin joined the FSU coaching staff in 1998 and is coaching in his seventh College World Series.
- » Volunteer assistant coach Clyde Keller is in his second season on the coaching staff and making his first appearance as a coach at the College World Series. Keller was a hitter and pitcher for the Seminoles in 1988 and 1989, appearing in the 1989 CWS.
- » Keller threw a four-hit complete game in FSU's 4-2 win over Wichita State on June 4. It was FSU's final win of the season as Wichita State won each of the next two games to eliminate the Seminoles. Keller finished the season 13-0.

## ALL-TIME at the CWS

<b>1957</b>	<b>(0-2)</b>	<b>1996</b>	<b>(1-2)</b>
Penn State L	0-7	Florida L	2-5
UConn L	3-5	Wichita St. W	8-4
		Florida L	3-6
<b>1962</b>	<b>(2-2)</b>	<b>1997</b>	<b>(0-2)</b>
Santa Clara W	5-1	Penn State L	0-7
Ithaca W	5-4	UConn L	3-5
Michigan L	7-10		
Santa Clara L	6-11	<b>1998</b>	<b>(0-2)</b>
<b>1963</b>	<b>(1-2)</b>	Arizona St. L	10-11
W. Michigan W	5-2	Long Beach St. L	4-7
Arizona L	3-4 (11)	<b>1999*</b>	<b>(4-2)</b>
USC L	3-4	Texas A&M W	7-3
<b>1965</b>	<b>(1-2)</b>	Stanford L	6-10
Ohio State L	1-2	CS Fullerton W	7-2
Texas W	3-2	Stanford W	8-6
St. Louis L	3-5	Stanford W	14-11 (13)
<b>1970*</b>	<b>(4-2)</b>	Miami L	5-6
Arizona W	4-0	<b>2000</b>	<b>(2-2)</b>
Dartmouth W	6-0	USC L	4-6
Texas L	1-5	Texas W	6-2
Ohio W	2-0	USC W	3-2
Texas W	11-2	LSU L	3-6
USC L	1-2 (15)	<b>2008</b>	<b>(0-2)</b>
<b>1975</b>	<b>(0-2)</b>	Stanford L	5-16
E. Michigan L	1-2 (10)	Miami L	5-7
Seton Hall L	0-11	<b>2010</b>	<b>(1-2)</b>
<b>1980</b>	<b>(0-2)</b>	TCU L	1-8
Hawaii L	6-7	Florida W	8-5
Arizona L	3-5	TCU L	7-11
<b>1986*</b>	<b>(4-2)</b>	<b>2012</b>	<b>(2-2)</b>
Indiana St. W	5-3	Arizona L	3-4 (12)
Miami W	7-2	Stony Brook W	12-2
Arizona L	5-9	UCLA W	4-1
Oklahoma St. W	6-5	Arizona L	3-10
Miami W	4-3	<b>Record vs. Opp. in CWS</b>	
Arizona L	2-10	Arizona	1-6
<b>1987</b>	<b>(1-2)</b>	Arizona St.	1-1
LSU L	2-6 (10)	California	1-0
Arizona St. W	3-0	UCLA	1-0
Texas L	4-6	<b>CS Fullerton</b>	<b>1-3</b>
<b>1989</b>	<b>(2-2)</b>	UConn	0-1
North Carolina W	4-2	Dartmouth	1-0
Wichita St. W	4-2	E. Michigan	0-1
Wichita St. L	4-7	<b>Florida</b>	<b>1-3</b>
Wichita St. L	9-12	Fresno St.	0-1
<b>1991</b>	<b>(0-2)</b>	Georgia Tech	0-1
Fresno St. L	3-6	Hawaii	0-1
Florida L	0-5	Indiana St.	1-0
<b>1992</b>	<b>(1-2)</b>	Ithaca	1-0
CS Fullerton L	2-7	Long Beach St.	0-1
California W	5-4	<b>LSU</b>	<b>1-2</b>
CS Fullerton L	0-6	Miami	2-3
<b>1994</b>	<b>(1-2)</b>	Michigan	0-1
LSU W	6-3	North Carolina	1-0
Georgia Tech L	4-12 (10)	Ohio	1-0
CS Fullerton L	3-10	Ohio St.	0-1
<b>1995</b>	<b>(1-2)</b>	Oklahoma	1-0
Oklahoma W	3-2	Oklahoma St.	1-0
Miami L	2-4	Penn St.	0-1
USC L	11-16	Santa Clara	1-1
		Seton Hall	0-1
		USC	1-4
		St. Louis	0-1
		Stanford	2-2
		Stony Brook	1-0
		<b>TCU</b>	<b>0-2</b>
		Texas	3-2
		<b>Texas A&amp;M</b>	<b>1-0</b>
		W. Michigan	1-0
		Wichita St.	2-2

# NCAA - TALLAHASSEE SUPER REGIONALS

Saturday, June 10, 2017

Sam Houston State 3 1 1 0 0 0 1 0 0 6 7 0  
 Florida State 0 1 1 0 1 0 3 0 1 7 13 2  
 Tallahassee, Fla. | Dick Howser Stadium



- » Florida State rallied from a 5-1 deficit to beat Sam Houston State 7-6 in the first game of the Tallahassee Super Regional.
- » It was the first meeting all-time between the schools.
- » Jackson Lueck was the offensive star for the Seminoles, finishing with four RBI singles, the fourth of which was a walk-off in the bottom of the ninth against SHSU closer Nick Mikolajchak (0-4). Lueck's four hits set a career-high.
- » The walk-off was Lueck's fifth of his career and third this season. Lueck hit a walk-off home run against Notre Dame in the 12th inning in the ACC Tournament in May.
- » Steven Wells added an RBI single in the second inning. Wells has three RBI in the postseason and six overall.
- » Tyler Holton, FSU's ace for much of the season, allowed all six runs, but just two of them were earned. The six runs allowed tied a career high, while the four walks set a career high.
- » Holton did strike out seven hitters, giving him 139 on the season. The 139 strikeouts are tied for eighth in FSU single-season history.
- » FSU's last walk-off win in the Super Regional round was a Mike McGee home run against Vanderbilt in Game One of the 2010 Super Regional.
- » All 20 hits in the game (13 for FSU, 7 for Sam Houston) were singles.
- » Drew Carlton improved to 5-4 on the season, recording the final four outs before Lueck's walk-off. Carlton leads the team with 33 appearances on the season.
- » FSU improved to 8-6 in one-run games this season. FSU has now won the first game of the Super Regional five times in 16 tries.

Sunday, June 11, 2017

Florida State 4 4 1 6 1 2 0 1 0 19 13 0  
 Sam Houston State 0 0 0 0 0 0 0 0 0 0 4 3  
 Tallahassee, Fla. | Dick Howser Stadium



- » FSU set the record for largest margin-of-victory in a Super Regional game with a 19-0 win over Sam Houston State to reach the College World Series for the 22nd time.
- » After a 7-and-a-half hour rain delay that pushed the start time from 12 noon to 7:30, Taylor Walls led off the game with a home run, his third leadoff HR of the season. Walls finished the game 3-for-3 with two home runs, four RBI, five runs, and four walks.
- » It was Walls' second two HR game of his career and he became FSU's first player to score five runs in a game since Jayce Boyd against Texas A&M in the 2011 Super Regional. The school record for runs in a game is six.
- » Before this season, FSU had not hit a leadoff homerun since 2012.
- » Walls finished the Super Regional reaching base 11-of-12 times (final 11). The school record for consecutive plate appearances reaching base is 13 by Paul Sorrento in 1985.
- » Heath Donica, SHSU's ace that entered with a 1.91 ERA on the year, allowed four runs in each of the first two innings before leaving the game.
- » FSU improved to 34-1 when outhitting its opponent.
- » Quincy Nieporte added four RBI, giving him 78 on the season, the most for a Seminole since Mike McGee also had 78 in 2009. Nieporte ranks fourth nationally in runs batted in.
- » On the mound, freshman Drew Parrish (6-3) allowed just two hits and struck out nine in five innings, leaving with a 16-0 lead. Cole Sands and Andrew Karp allowed two hits over the final four innings to complete the shutout, FSU's sixth of the season.
- » FSU also closed out the regional against Auburn with a 6-0 shutout.
- » Kyle Cavanaugh capped the scoring with his first home run as a Seminole and first RBI of the season in the eighth inning.
- » The win was FSU's largest shutout victory in 242 postseason games, topping an 18-0 win in the 2006 Athens Regional opener. It was FSU's largest shutout overall since a 34-0 win over Marshall on February 4, 1996.

## 2017 Florida State Baseball Sam Houston State at #16 Florida State Jun 10, 2017 at Tallahassee, Fla. (Dick Howser)



### Sam Houston State 6 (44-22)

Player	ab	r	h	rbi	bb	so	po	a	lob
McKnight, Riley rf	3	3	1	0	1	1	0	0	0
Chisolm, Blake ph/1b	1	0	1	0	0	2	0	0	0
Johnson, Bryce cf	5	1	2	0	0	1	0	0	1
Fregia, Andrew ss	4	1	0	1	2	2	1	0	0
Harp, Clayton if	3	0	0	1	3	2	0	1	0
Odum, Mac if	0	0	0	0	0	0	0	0	0
Rojas, Robie c	5	0	0	0	1	8	1	0	0
Grisham, Jaxxon dh	2	1	1	2	1	0	0	0	0
Hearn, Hunter 1b/rf	4	0	2	2	0	5	1	3	0
Miles, Lance 2b	3	0	0	0	1	0	2	2	2
Beene, Taylor 3b	3	0	0	1	0	1	2	4	0
Backhus, Kyle p	0	0	0	0	0	0	0	0	0
Cooper, Riley p	0	0	0	0	0	0	1	0	0
Mills, Dakota p	0	0	0	0	0	0	0	0	0
Robinson, Dominic p	0	0	0	0	0	0	1	0	0
Mikolajchak, N. p	0	0	0	0	0	0	0	0	0
Totals	33	6	7	6	4	9	24	10	8

Score by Innings	1	2	3	4	5	6	7	8	9	R	H	E
Sam Houston State	3	1	1	0	0	0	1	0	0	6	7	0
Florida State	0	1	1	0	1	0	3	0	1	7	13	2

Note: None out, 2 runners LOB when the game ended.

E - HOLTON, T (2/3). Triple plays - Bearkats 1. LOB - Bearkats 8; Seminoles 8. HBP - Harp, C.; Grisham, J.; BUSBY, D. SH - Fregia, A.(5); Beene, T.(18).

Sam Houston State	ip	h	r	er	bb	so	ab	bf	np
Backhus, Kyle	2.0	2	1	1	1	3	8	9	43
Cooper, Riley	4.0	4	2	2	2	3	14	16	58
Mills, Dakota	0.2	3	3	3	1	1	5	6	26
Robinson, Dominic	0.2	2	0	0	0	0	3	3	10
Mikolajchak, N.	0.2	2	1	1	0	0	4	5	14

Win - CARLTON, D (5-4). Loss - Mikolajchak, (0-4). Save - None.

WP - Backhus, K.(3); Cooper, R.(3); HOLTON, T.(7). HBP - by HOLTON, T (Grisham, J.); by HOLTON, T (Harp, C.); by Mikolajchak, (BUSBY, D). PB - Rojas, R.(9). Pitches/strikes: Backhus, K. 43/25; Cooper, R. 58/38; Mills, D. 26/15; Robinson, D. 10/6; Mikolajchak, 14/7; HOLTON, T 119/74; HANEY, C. 7/5; CARLTON, D 19/12.

Umpires - HP: Grady Smith 1B: Chris Marshall 2B: Chris Coskey 3B: Ramon Armendariz

Start: 12:04 PM Time: 3:11 Attendance: 4253

Game notes:

First FSU walk-off in a Super Regional since Mike McGee against Vanderbilt in game 1 of 2010.

Mikolajchak, faced 3 batters in the 9th.

## 2017 Florida State Baseball #16 Florida State at Sam Houston State Jun 11, 2017 at Tallahassee, Fla. (Dick Howser)



### Florida State 19 (45-21)

Player	ab	r	h	rbi	bb	so	po	a	lob
WALLS, Taylor ss	3	5	3	4	4	0	3	0	0
BUSBY, Dylan 3b	5	2	1	2	0	1	2	1	0
LUECK, Jackson lf	2	3	1	1	3	0	0	0	0
TRUICK, Hank ph/lf	2	0	0	0	0	0	0	2	0
NIEPORTE, Quincy dh	4	2	2	4	1	1	0	0	2
RALEIGH, Cal c	6	1	1	2	1	14	1	3	0
MENDOZA, Drew 1b	4	1	1	1	2	2	1	2	0
BUSSEY, Bryan ph/1b	1	0	1	0	0	0	2	0	0
HENDERSON, Matt 2b	5	1	1	2	0	1	0	1	2
WELLS, Steven rf/cf	3	2	0	0	1	1	0	0	1
CAVANAUGH, Kyle ph	1	1	1	1	0	0	0	0	0
HOLTON, Tyler cf	0	0	0	0	0	0	1	0	0
FLOWERS, JC cf	2	1	0	0	0	1	1	0	3
DERR, Nick ph/rf	2	0	1	0	1	0	1	0	0
PARRISH, Drew p	0	0	0	0	0	0	1	0	0
SANDS, Cole p	0	0	0	0	0	0	1	0	0
KARP, Andrew p	0	0	0	0	0	0	0	0	0
Totals	40	19	13	17	12	8	27	5	15

Score by Innings	1	2	3	4	5	6	7	8	9	R	H	E
Florida State	4	4	1	6	1	2	0	1	0	19	13	0
Sam Houston State	0	0	0	0	0	0	0	0	0	0	4	3

E - Hearn, H.(7); Fregia, A.(16); Beene, T.(12). DP - Bearkats 1. LOB - Seminoles 15; Bearkats 7. 2B - NIEPORTE, Q(20); RALEIGH, C(15); MENDOZA, D(9); HENDERSON, M(7); Grisham, J.(3). HR - WALLS, T 2(8); NIEPORTE, Q(10); CAVANAUGH, K(1). HBP - BUSBY, D; NIEPORTE, Q 2; BUSSEY, B; HENDERSON, M 2; WELLS, S; Miles, L.; Biles, J.. SH - FLOWERS, J(10). SF - BUSBY, D(3).

Florida State	ip	h	r	er	bb	so	ab	bf	np
PARRISH, Drew	5.0	2	0	0	1	9	17	20	67
SANDS, Cole	3.0	2	0	0	0	4	11	11	41
KARP, Andrew	1.0	0	0	0	0	2	3	3	10

Sam Houston State	ip	h	r	er	bb	so	ab	bf	np
Donica, Heath	2.0	6	8	8	3	3	12	18	72
Ballew, Seth	1.0	2	1	1	1	2	5	6	27
Wesneski, Hayden	1.2	2	7	2	4	1	9	16	59
Robinson, Dominic	0.2	0	1	1	1	0	2	3	14
Cameron, Colin	1.2	1	1	1	1	2	5	9	35
Demco, Brad	0.0	1	1	1	2	0	1	3	14
Cannon, Jordan	2.0	1	0	0	0	0	6	6	17

Win - PARRISH, D (6-3). Loss - Donica, H. (9-3). Save - None.

WP - PARRISH, D(3); Donica, H.(4); Wesneski, H.(8). HBP - by Donica, H. (NIEPORTE, Q); by Donica, H. (BUSBY, D); by Donica, H. (HENDERSON, M); by PARRISH, D (Biles, J.); by Wesneski, H. (HENDERSON, M); by PARRISH, D (Miles, L.); by Wesneski, H. (NIEPORTE, Q); by Cameron, C. (WELLS, S); by Cameron, C. (BUSSEY, B). Pitches/strikes: PARRISH, D 67/43; SANDS, C 41/30; KARP, A 10/10; Donica, H. 72/42; Ballew, S. 27/14; Wesneski, H. 59/30; Robinson, D. 14/7; Cameron, C. 35/23; Demco, B. 14/5; Cannon, J. 17/14.

Umpires - HP: Chris Marshall 1B: Chris Coskey 2B: Ramon Armendariz 3B: Grady Smith

Start: 7:30 PM Time: 3:18 Attendance: 4391

Demco, B. faced 3 batters in the 8th.

# NCAA - TALLAHASSEE REGIONALS

## NOLES ADVANCE THROUGH LOSER'S BRACKET, WIN TALLAHASSEE REGIONAL

- » For the second time since the current Regional/Super Regional format was instituted in 1999, FSU advanced to a Super Regional after losing the first game of the regional. FSU fell 3-1 to Tennessee Tech Friday night, but rallied to eliminate all three teams in the regional over the next three days.
- » The Noles beat UCF Saturday, Tennessee Tech in a rematch Sunday afternoon, and beat Auburn twice to reach a 16th Super Regional.
- » FSU also lost the first game of the regional in 2008 (7-0 vs. Bucknell) before winning the next four. Just 22 teams have advanced to the Super Regional round after losing the opening game of the tournament (Mississippi State also did it in 2017).
- » Only FSU, Oklahoma (2012 & 2006), and Georgia (2008 & 2001) have done it more than once.

### Advanced to Super Regional, lost first game of Regional

Florida State	2017*	Mississippi State	2017	South Carolina	2016
La.-Lafayette	2014	Oklahoma	2012	TCU	2012
Baylor	2012	California	2011*	Connecticut	2011
Cal St. Fullerton	2010	Georgia	2008*	Stanford	2008*
Florida State	2008*	Wichita State	2007	Oklahoma	2006
Missouri	2006	Houston	2003	Georgia	2001*
Penn State	2000	Oklahoma State	1999*	Clemson	1999
Rice	1999*	*Reached College World Series			

## FSU PITCHING DOMINATES - AGAIN

- » Florida State's pitching in the Regionals was outstanding, allowing just 14 runs (11 earned) and striking out 62 in five games.
- » Opponents hit just .220 against nine Florida State pitchers. Three starters (Tyler Holton, Drew Parrish, and Will Zirzow) recorded double-digit strikeouts. Those three, plus reliever Alec Byrd, set career- or season-highs in strikeouts during the Regional.
- » Holton (13 vs. UCF), Parrish (12 vs. Tennessee Tech) and Zirzow (11 vs. Auburn) each finished in the top 10 of the regional round in strikeouts, and finished 1-2-3 among ACC players in the tournament. Zirzow and Parrish had never thrown more than seven strikeouts in a game, while Holton tied his career high of 13 from earlier this season

## OFFENSE HEATS UP AFTER SLUGGISH DEBUT

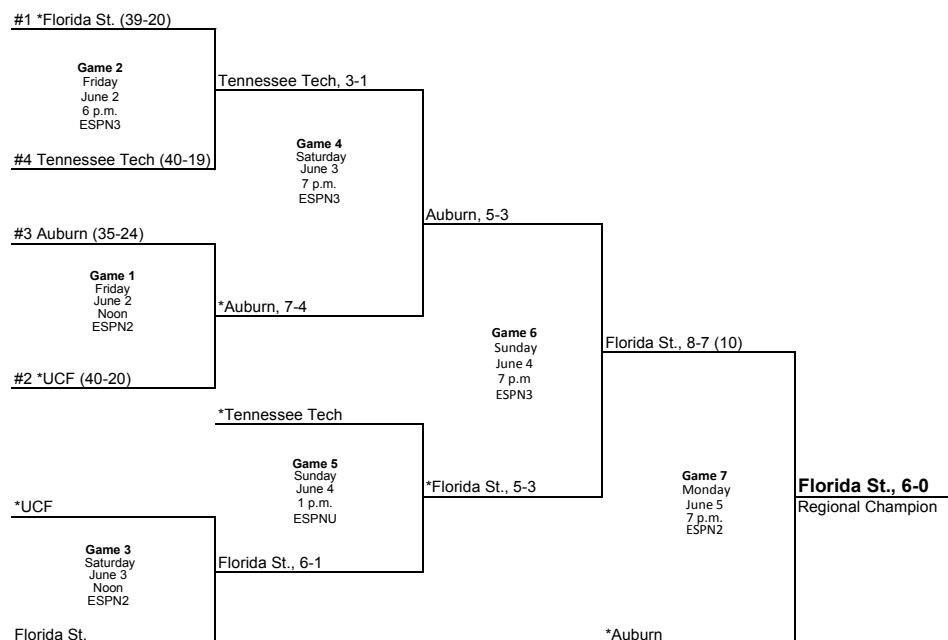
- » After notching just four hits in the opening 3-1 loss against Tennessee Tech, Florida State was consistently solid throughout the rest of the tournament in winning four consecutive games.
- » Quincy Nieporte had eight hits in five games, including a pair of doubles. Nieporte's three RBI in the event give him 73 on the season, the most for an FSU player since Mike McGee had 73 in

2010.

- » Matt Henderson continued his hot streak, accounting for a team-high .524 on-base percentage while going 5-for-15 at the plate.
- » Dylan Busby, FSU's season-saving hero with an RBI triple in the bottom of the ninth against Auburn on a full count, was 6-for-19 in the Regional. He hit FSU's lone triple while adding a pair of doubles in Monday's clincher vs. Auburn and a home run against Auburn Sunday night. Busby has hit 20 doubles this season, topping his 16 from last season, while hitting 14 home runs, tying last season's mark.

## DID YOU KNOW


- » FSU was the only team with multiple complete games in the Regionals (Tyler Holton vs. UCF, Will Zirzow vs. Auburn).
- » FSU and Arkansas each threw 62 strikeouts in the Regionals, 20 more than No. 3 Texas Tech.
- » FSU's 7.75 K-to-BB ratio was one of only two (LSU, 7.60) above 6.00.
- » Florida State has advanced to the Super Regionals in 16 of 19 seasons under the current format. The only seasons FSU did not advance were in 2006 (at Georgia), 2007 and 2014.



## ACC TOURNAMENT

## 2017 ACC BASEBALL CHAMPIONSHIP

MAY 23-28 | LOUISVILLE SLUGGER FIELD | LOUISVILLE, KY



## POOL A

#1 Louisville  
#8 Florida State  
#12 Notre Dame

## POOL B

#2 North Carolina  
#7 NC State  
#11 Boston College

## POOL C

#3 Wake Forest  
#6 Miami  
#10 Georgia Tech

## POOL D

#4 Virginia  
#5 Clemson  
#9 Duke

## TUESDAY

MAY 23  
POOL PLAY

## WEDNESDAY

MAY 24  
POOL PLAY

## THURSDAY

MAY 25  
POOL PLAY

## FRIDAY

MAY 26  
POOL PLAY

## SATURDAY

MAY 27  
SEMIFINALS

## SUNDAY

MAY 28  
CHAMPIONSHIP

#10 Georgia Tech - 5

Game 1 - 11 AM  
Louisville Slugger  
RSN/ACCN Extra

#6 Miami - 6 (13)

#12 Notre Dame - 3

Game 4 - 11 AM  
Louisville Slugger  
RSN/ACCN Extra

#8 Florida State - 5 (12)

#11 Boston College - 1

Game 2 - 3 PM  
Louisville Slugger  
RSN/ACCN Extra

#7 NC State - 6

#9 Duke - 6

Game 3 - 7 PM  
Louisville Slugger  
RSN/ACCN Extra

#5 Clemson - 3

#2 North Carolina - 10 (7)

Game 5 - 12 PM  
Louisville Slugger  
RSN/ACCN Extra

#11 Boston College - 0

#3 Wake Forest - 5

Game 6 - Noon  
Patterson Stadium  
ACCN Extra

#10 Georgia Tech - 4

#4 Virginia - 3

Game 7 - 3 PM  
Louisville Slugger Field  
RSN/ACCN Extra

#9 Duke - 4

#1 Louisville - 10

Game 8 - 7 PM  
Louisville Slugger Field  
RSN/ACCN Extra

#12 Notre Dame - 3

#6 Miami - 5

Game 9 - 11 AM  
Louisville Slugger  
RSN/ACCN Extra

#3 Wake Forest - 2

#5 Clemson - 2

Game 10 - Noon  
Patterson Stadium  
ACCN Extra

#4 Virginia - 10

#8 Florida State - 6

Game 11 - 3 PM  
Louisville Slugger Field  
RSN/ACCN Extra

#1 Louisville - 2

#7 NC State - 4

Game 12 - 7 PM  
Louisville Slugger Field  
RSN/ACCN Extra

#2 North Carolina - 12

#9 Duke - 1

SEMIFINAL 1 - Noon  
Louisville Slugger  
RSN/ACCN Extra

#8 Florida State - 5

#8 Florida State - 7

CHAMPIONSHIP  
Noon  
ESPN2

#2 North Carolina - 3

#6 Miami - 4

SEMIFINAL 2 - 6:30 PM  
Louisville Slugger  
RSN/ACCN Extra

#2 North Carolina - 12

## NOLES WIN 7TH ACC CHAMPIONSHIP

- » Florida State became just the second 8-seed to win the ACC Baseball Championship, going 4-0 in Louisville, Ky., to secure the league's automatic bid.
- » FSU beat 12-seed Notre Dame and 1-seed Louisville in pool play, before beating 9-seed Duke and 2-seed North Carolina in the semifinals and finals, respectively.
- » Four Seminoles were named to the All-Tournament team, led by MVP Jackson Lueck.
- » First baseman Drew Mendoza, third baseman Dylan Busby and starting pitcher Tyler Holton also earned All-Tournament honors.
- » Against Notre Dame, starting pitcher Drew Parrish allowed just one earned run in six innings, and Lueck reached base in all six plate appearances (three hits, three walks).
- » Lueck had a first-inning single and a pair of two-run home runs, including the walk-off in the bottom of the 12th inning that moved FSU to 4-0 on the season against the Irish.
- » Playing Louisville for the third time in a week, the Seminoles used a powerful effort from Tyler Holton to reach the semifinals. Holton struck out 10 and allowed just four hits in eight innings in the 6-2 win.
- » Against Duke, starting pitcher Cole Sands set career-highs in innings pitched (6.2) and strikeouts (8) in FSU's 5-1 win. Sands would have pitched longer, but a 90-minute weather delay effectively ended his day.
- » In the Championship Game, the Seminoles fell behind

3-0 in the second inning, but clawed back for a 7-3 win.

- » It was the third consecutive season the Seminoles have played in the Championship Game, winning the title in 2015 against NC State and falling to Clemson in 2016.
- » FSU scored six runs against North Carolina reliever Josh Hiatt, who entered the game having allowed just five on the season and none in his past 15 appearances.
- » Drew Mendoza hit a pair of home runs off Hiatt, in the 7th and 8th innings. FSU took the lead in the 8th on Cal Raleigh's RBI single, followed by Mendoza's three-run home run.

## FSU PITCHING DOMINATES

- » Going 4-0 in the ACC Tournament, Florida State pitching tallied a 1.62 earned run average, allowing just seven earned runs in 39.0 innings.
- » The team combined to allow just 30 hits and 10 walks while striking out 41, with opponents hitting .205 against the unit.
- » Cole Sands, Tyler Holton, Andrew Karp and Alec Byrd each picked up wins in the tournament.

## BUSBY, LUECK LEAD BATS

- » Sophomore Jackson Lueck hit .438 with 7 RBI and a .550 OBP over four games en route to MVP honors.
- » Dylan Busby led FSU with a .444 average, four doubles and a home run, adding 5 RBI and a .524 average.
- » Combined, the two were 15-for-34 with five doubles, a

triple and three home runs.

- » Lueck and Drew Mendoza each had 2-HR games in the tournament as well. Entering the ACC Championship, FSU had just two multi-HR games on the season.

Player	Opponent	HR
Dylan Busby	Stetson	2
Drew Mendoza	Jacksonville	2
Jackson Lueck	vs. Notre Dame (ACC T)	2
Drew Mendoza	vs. North Carolina (ACC T)	2
Taylor Walls	vs. Sam Houston State (Super Reg.)	2

- » FSU has had a player hit multiple home runs in the ACC Championship Game in consecutive seasons after Busby hit 2 against Clemson in 2016.

## TOURNAMENT HELD IN LOUISVILLE, KY.

- » For the first time in league history, the ACC Championship was held in Louisville at Louisville Slugger Field, the Triple A home for the Louisville Bats.
- » It is the 12th different city to host the ACC Championship. FSU previously won titles in Durham, N.C.; Greensboro, N.C.; Greenville, S.C.; Salem, Va.; and St. Petersburg, Fla.
- » FSU has won 11 games over the last three Championships, going a perfect 4-0 in 2015 and 2017 and 3-1 in 2016. The 11 wins since 2015 are the most in a three-year span since winning 13 from 2002-04.
- » With four selections to the All-Tournament Team, Florida State tied Clemson (60) for the most all-time selections, though FSU missed the first five tournaments before joining the league in 1992.

## EXTRA INNING WINS

- » FSU beat Notre Dame, 5-3, in 12 innings in game one of the tournament. It was FSU's first extra-innings win in the event since beating North Carolina, 3-2, in 12 innings in 2005.
- » FSU improved to 4-3 all-time in extra inning games in the ACC Tournament. Before Wednesday, FSU's last extra-inning game in the ACC Championship was a 7-4 loss to Virginia in 2013.

## 8-SEED WINS IT ALL

- » FSU was the 8-seed in the 2017 ACC Championship, the lowest in FSU's 26 appearances in the tournament.
- » FSU is just the second 8-seed to win the tournament, joining Georgia Tech in 2012. In 2014, the Yellow Jackets became the only 9-seed or lower to win the event.

## vs. OPPONENTS IN ACC TOURNAMENT

- » FSU improved to 1-0 against Notre Dame in the ACC Championship.
- » FSU improved to 2-0 against Louisville in the tournament.
- » FSU improved to 7-0 against Duke.
- » FSU improved to 11-1 against North Carolina.

## FSU TOPS CARDINALS

- » FSU spent 12 days in Louisville, playing the Cardinals in two games to end the regular season and staying in town for the Tournament.
- » Florida State went 3-0 against No. 2 Louisville, beating the Cardinals twice at Jim Patterson Stadium and in the ACC Championship at Louisville Slugger Field.
- » FSU's series win at Louisville to end the regular season was the first time an ACC opponent has won a series against the Cardinals in Louisville since joining the league in 2015 (was 14-0).
- » Furthermore, Louisville, the three-time Atlantic Division champion, is just 3-7 against Florida State over that span (teams split 2-2 in 2015; FSU won series 2-1 in 2016).
- » Against the rest of the conference, Louisville is 70-17.
- » After falling behind 7-3 in the opening game vs. Louisville this year (5/18), Florida State outscored the Cardinals 23-6 over the next 23 innings.

## 2017 ACC All-Tournament Team

C - Chris Proctor, Duke	1B - Drew Mendoza, FSU
2B - Nick Podkul, Notre Dame	3B - Dylan Busby, FSU
SS - Logan Warmoth, UNC	OF - Jackson Lueck, FSU*
OF - Brian Miller, UNC	OF - Tyler Lynn, UNC
DH - Ashton McGee, UNC	P - Tyler Holton, FSU
P - J.B. Bukaskas, UNC	*MVP

# GAME NOTES

## HOLTON IN ELITE COMPANY

- » Tyler Holton was named an All-American by a pair of publications after going 10-2 with a 2.22 ERA on the season.
- » He is FSU's first 10-game winner since Scott Sitz and Brandon Leibrandt both won 10 games in 2013.
- » Holton was named First Team All-ACC as a starting pitcher.
- » Holton was named ACC Pitcher of the Week five times this season, just the second pitcher in league history to win the award five times in one season (Mike Rogers, NC State, 2004).
- » In an elimination game against UCF (6/3), Holton pitched his second complete game of the season, striking out 13 while allowing just one unearned run.
- » In two games against No. 2/5 Louisville, Holton allowed 2 ER in 16.0 innings, allowing nine hits, walking four and striking out 21.
- » Against No. 20 Wake Forest (5/13), Holton threw a complete-game shutout, allowing four hits (all singles), no walks and nine strikeouts in FSU's 4-0 win.
- » The Demon Deacons did not have a runner reach second base.

### Last 5 Complete Game Shutouts

6/5/17	Will Zirzow vs. Auburn (Regional)	FSU, 6-0
5/13/17	Tyler Holton vs. Wake Forest	FSU, 4-0
6/11/16	Drew Carlton at Florida (Super Reg.)	FSU, 3-0
3/6/15	Mike Compton vs. Boston College	FSU, 7-0
3/28/14	Luke Weaver at Boston College	FSU, 6-0

- » Holton was stellar against No. 8 North Carolina (4/1), pitching a no-hitter before being pulled after 109 pitches in the eighth inning. He walked only one batter, his final of the game, and struck out 8.

### Holton vs. Ranked Opponents, 2017

4/1 vs. #8 UNC	7.0 IP, 0 H, 0 ER, 1 BB, 8 K
4/16 vs. #4 Clemson	8.0 IP, 7 H, 3 ER, 3 BB, 9 K
4/29 vs. #14 UVA	4.1 IP, 5 H, 2 ER, 1 BB, 1 K
5/13 vs. #20 Wake Forest	9.0 IP, 4 H, 0 ER, 0 BB, 9 K
5/19 at #2 Louisville	8.0 IP, 5 H, 1 ER, 3 BB, 11 K
5/26 vs. #5 Louisville	8.0 IP, 4 H, 1 ER, 1 BB, 10 K
6/3 vs. #23 UCF	9.0 IP, 6 H, 0 ER, 0 BB, 13 K
<b>Totals</b>	<b>53.1 IP, 31 H, 7 ER, 9 BB, 61 K (1.18 ERA)</b>

- » Against Oakland (3/4), Holton struck out a career-high 13 batters in just six innings of work without allowing a walk. Holton also struck out 13 against UCF in the NCAA Regional.
- » Holton became the first Nole with 13 K since Luke Weaver had 14 against Troy in the 2013 NCAA Regionals. He is the first Seminole with consecutive games of 10+ K's since Sean Gilmartin in 2011.
- » Holton's six games of double-digit strikeouts are the most in one season for an FSU pitcher since Jonathan Johnson also did it six times in 1995. MLB First Overall Pick Paul Wilson did it eight times for FSU in 1994.

Date	Pitcher	K's	Opponent
6/5/17	Will Zirzow	11	Auburn (NCAA T)
6/3/17	Tyler Holton	13	UCF (NCAA T)
6/2/17	Drew Parrish	12	Tenn. Tech (NCAA T)
5/26/17	Tyler Holton	10	Louisville (ACC T)
5/19/17	Tyler Holton	11	Louisville
5/6/17	Tyler Holton	10	Pacific
3/14/17	Andrew Karp	11	Florida
3/4/17	Tyler Holton	13	Oakland
2/25/17	Tyler Holton	11	Samford

- » Holton ranks eighth nationally in WHIP (0.88), 5th in strikeouts (139), 8th in hits allowed per nine innings (5.54) and 11th in wins (10).
- » Holton's 139 strikeouts are the most for a Seminole since 2000 and tied for the 9th-most in a single season for FSU.
- » Holton is just three strikeouts shy of the national leader (JP Sears, The Citadel). Louisville's Brendan McKay (140) is the only player in the College World Series with more strikeouts than Holton.

### Single Season Strikeouts, FSU history

1. Mike Loynd	223, '86	6. Gene Ammann	150, '70
2. Richie Lewis	202, '86	7. Mike Ziegler	149, '00
3. Richie Lewis	196, '87	8. Tim Davis	142, '92
4. Paul Wilson	161, '94	9. Tyler Holton	139, '17
5. Pat Osburn	154, '70	Nick Stocks	139, '99

- » Holton is hitting .268 on the season, with a pair of home runs, 9 RBI, 8 runs and 4 walks.
- » After not having a multi-hit game in 2016, Holton already has three in 2016. His three RBI against Pacific set a career-high, as did his three runs scored against Wake Forest (5/14).

## 600+ STRIKEOUTS

- » Behind Tyler Holton's team-high 139 strikeouts, Florida State has amassed 618 as a pitching staff this season.
- » The 618 strikeouts are the most under pitching coach Mike Bell (since 2012), and FSU's most since 631 in 2000.
- » The 618 strikeouts are the 10th-most in school history and are the third-most in the NCAA this season, behind USF (620) and Arkansas (619).

### Most strikeouts, FSU single-season history

1. 1986	718	6. 2000	631
2. 1994	680	7. 1992	629
3. 1999	662	8. 1995	628
4. 1989	657	9. 1993	620
5. 1991	637	10. 2017	618

## FSU POSTSEASON PITCHING

- » In 11 games over the ACC Championship, the NCAA Regional and Super Regionals, FSU's pitching has helped lead the team to a 10-1 record.
- » In that span, FSU has a 1.75 earned run average, allowing 20 earned runs in 103 innings pitched while notching 127 strikeouts. Opponents are hitting just .206 in the postseason.
- » Tyler Holton and Alec Byrd (2-0) are both undefeated with multiple wins, while Cole Sands, Drew Parrish, Drew Carlton (2-1), Andrew Karp and Will Zirzow have the other six wins.
- » FSU's top three starters (Parrish 0.86, Holton 1.14, and Sands 1.29) each have ERA's under two in that span.
- » Will Zirzow, who had not pitched since May 9, threw a complete-game shutout, allowing just two hits and striking out a career-high 11, in the Regional Final against Auburn Monday night.
- » FSU's starting pitchers in the postseason have a 1.51 ERA with an 87-15 K-to-BB ratio to accompany a perfect 5-0 record.

## NIEPORTE PERFECT IN FINAL HOME GAME

- » Designated hitter Quincy Nieporte was a perfect 5-for-5 against Wake Forest (5/14) on five singles.
- » Entering the game, Nieporte's career high was four hits, done once each in 2015 and 2016. This season, Nieporte's high was two hits, done on 13 separate occasions before Senior Day.
- » Nieporte is the first player since Josh Delph against Miami (17 innings) with five hits, and the first player since Jayce Boyd in 2011 to go 5-for-5.

### Seminoles with 5 hits, last 5 times:

5/14/17	Quincy Nieporte (vs. Wake Forest)	5-for-5
4/24/15	Josh Delph (at Miami)	5-for-7
4/27/12	Jayce Boyd (vs. Rhode Island)	5-for-6
4/17/11	Jayce Boyd (at Virginia Tech)	5-for-5
5/31/09	Stephen Cardullo (vs. Ohio State)	7-for-9
5/31/09	Mike Meschke (vs. Ohio State)	5-for-5
»	Nieporte had 3 doubles and 5 RBI at Louisville (5/18), the first FSU player this year with 3 doubles in a game.	

## WALLS LEADS WAY vs. SHSU

- » In the Super Regional final against Sam Houston State, junior Taylor Walls reached base all seven times, with three hits and four walks.
- » Walls hit a pair of home runs and scored a run in each of the first five innings, finishing one run shy of the school record.
- » Walls was the first player to score five runs in a game since Jayce Boyd against Texas A&M in the 2011 Super Regional.

### Runs in a Game, FSU history:

6	Mark Gilbert (vs. Ohio State)	3/19/78
	Luis Alicea (vs. Georgia State)	4/1/84
	Marshall McDougall (at Maryland)	5/9/99
5	22 times, last Taylor Walls (vs. SHSU)	6/11/17

## MENDOZA's BIG DAY LEADS NOLES

- » Freshman Drew Mendoza had a two home run game in the ACC Championship Game against No. 2 North Carolina, registering four RBI in FSU's 7-3 win on Sunday.
- » The effort earned him All-ACC Tournament honors and was the second time this year the Minneola, Fla., native had a multi-HR game (Jacksonville, 5/9).
- » Against JU, Mendoza became the first FSU freshman with six RBI since DJ Stewart had six against Georgia Tech in 2013. He is the first Seminole with two HR and six RBI in a game since Chris Marconcini against

Pittsburgh in 2015.

- » For the Seminoles, the 21 runs are the most since scoring 23 against Rhode Island in 2016. The 17 hits tied a season high (17 vs. Pacific, 5/6), and Mendoza's two HR were FSU's only extra-base hits.

### Seminoles with 2 HR, 6 RBI (last 5):

5/9/17	Drew Mendoza (vs. Jacksonville)	2 HR, 6 RBI
4/17/15	Chris Marconcini (vs. Pitt)	2 HR, 6 RBI
3/22/15	D.J. Stewart (at Virginia)	2 HR, 6 RBI
3/11/15	Quincy Nieporte (at UCF)	2 HR, 7 RBI
6/8/12	Devon Travis (vs. Stanford)	2 HR, 6 RBI

## NOLES IMPROVING ON DEFENSE

- » Florida State had gone five consecutive games without committing an error before a 7th-inning flub at Louisville (5/18), the longest streak for the program since February 25-March 4, 2012 (also five games).
- » FSU's 56-inning stretch without an error was the program's second-longest over the past 15 seasons.

### Consecutive Games w/o an error, since 2003:

3/24-4/1/07	6 games	64 innings
5/7-5/18/17	5 games	56 innings
2/25-3/4/12	5 games	53 innings
4/26-5/6/14	4 games	50 innings

## BUSBY NATIONAL POTW

- » Junior third baseman Dylan Busby became the first FSU player ever with at least three RBI in five straight games after hitting a three-run homer against Miami (4/21).
- » For his efforts, Busby was named the NCBWA National Hitter of the Week (FSU's first since DJ Stewart in 2015) and the ACC Player of the Week.
- » After a three-run home vs. Auburn in the Regional (6/4), his 14th of the year, Busby now has 37 career home runs, the most among active players in the ACC, three ahead of Seth Beer (Clemson).

## SANDS DEALING ON THE ROAD

- » Sophomore pitcher Cole Sands is 6-3 this season, including a perfect 4-0 mark in six games away from Tallahassee.
- » The Seminoles have won all six of Sands' starts away from Tallahassee (Virginia Tech, Notre Dame, NC State, Miami, Louisville, Duke in ACC Tournament). Sands has 34 strikeouts on the road, including a career-high 8 vs. the Blue Devils in the ACC Tournament. Sands previously had 7 each against VT, ND, and Miami.
- » Sands also pitched a career-high 6.2 innings against the Blue Devils, and would have gone longer if not for a 90-minute weather delay that ended his afternoon.

## NOLES USING LONG BALL

- » Florida State has hit 72 home runs in 2017, the most since hitting 86 in 2010.
- » The Seminoles hit a home run in nine consecutive games from April 8-22, FSU's longest streak since 2010 (May 27-June 13).

### FSU Home Runs, Last 8 Seasons:

2017	72 in 66 games	2013	35 in 64 games
2016	57 in 63 games	2012	46 in 67 games
2015	59 in 65 games	2011	61 in 65 games
2014	26 in 60 games	2010	86 in 68 games

## RALEIGH DURABLE BEHIND HOME

- » Sophomore catcher Cal Raleigh is the only Seminole to play in every game this season, starting all 66 games behind home plate.
- » Centerfielder J.C. Flowers missed the first game of the Pacific series, yielding to Tyler Holton, snapping his games started streak at 45. Rhett Aplin, now out for the season with a foot injury, had played every game prior to the Stetson game on April 25.
- » After starting as the designated hitter against Toledo on March 9 last season, Raleigh has started 116 consecutive games at catcher.
- » In the Super Regional clincher against Sam Houston State, with FSU leading 17-0, head coach Mike Martin attempted to remove Raleigh from the game, but was rebuffed, with Raleigh showing his leadership and demanding to be on the field when FSU clinched a spot in the College World Series.

# GAME NOTES

## WALLS' LEADOFF HR vs. UF & CU

- » Taylor Walls led off the game against Florida (4/11) with his fourth home run of the season.
- » In doing so, he became the first FSU player to lead off a first inning with a home run since Sherman Johnson in 2012.
- » In 2011, FSU hit five leadoff homeruns - three by current Blue Jays second baseman Devon Travis, and two by current Blue Jays minor leaguer Raffy Lopez.
- » Walls hit another leadoff home run against Clemson (4/16) and vs. Sam Houston State in the Super Regional (6/11).

## APLIN LEADS OUTFIELD IN ASSTs

- » Before being sidelined for the season with a broken foot, Rhett Aplin had four of Florida State's six outfield assists this season after throwing a runner out at the plate to preserve a tie game vs. No. 3 Clemson (4/17).
- » J.C. Flowers added FSU's seventh assist against Jacksonville (5/9), gunning a runner down at the plate.
- » FSU entered the NC State (4/9) game with three outfield assists on the season. In the 5th inning against the Wolfpack, Aplin and Flowers each had an assist.
- » At Louisville (5/19), Jackson Lueck had his first two assists of the season, including one in the seventh inning at the plate to help hold FSU's lead.
- » Lueck is the first player with two in one game since Steven Wells had a pair against Miami (5/21) in 2016.
- » Wells had perhaps FSU's biggest assist this season, throwing out a runner after a pop fly in the ACC Championship opener against Notre Dame in the 11th inning. FSU would go on to win the game in 12 innings.

Player	Date - Opponent - Inning	Assist
Flowers	6/2 - Tennessee Tech - 9th	8-2
Wells	5/24 - Notre Dame - 11th	9-2
Lueck	5/19 - Louisville - 9th	7-6-5
Lueck	5/19 - Louisville - 7th	7-6-2
Flowers	5/9 - Jacksonville - 5th	8-2
Aplin	4/17 - Clemson - 7th	9-2
Flowers	4/9 - NC State - 5th	8-5-3-2
Aplin	4/9 - NC State - 5th	7-5
Aplin	4/4 - FGCU - 8th	9-6
Aplin	3/24 - Notre Dame - 3rd	9-2
Wells	2/24 - Samford - 8th	F9-4-6 DP

## PARRISH CG SHUTS DOWN IRISH

- » Freshman Drew Parrish allowed just three hits and one unearned run in FSU's 5-1 win over Notre Dame (3/25), throwing the first complete game of his young career.
- » In the ACC Championship opener against the Fighting Irish, Parrish allowed just one earned run in six innings while striking out three. In two games against ND this year, the Rockledge, Fla., native allowed just one earned run in 15 innings, giving up seven hits and striking out 10 (0.60 ERA).
- » Parrish is the first FSU freshman to throw a complete game since Sean Gilmartin had two in 2009.

### Last 5 complete games:

6/5/17	Auburn (NCAA)	Will Zirzow	W, 6-0
6/3/17	UCF (NCAA)	Tyler Holton	W, 6-1
5/13/17	Wake Forest	Tyler Holton	W, 4-0
3/25/17	at Notre Dame	Drew Parrish	W, 5-1
6/11/16	at Florida (NCAA)	Drew Carlton	W, 3-0

## NOLES SWEEP IRISH

- » When FSU swept Notre Dame on March 24 and 25, it was the first three-game road sweep for Florida State since winning three times at Boston College in 2014.
- » It was FSU's first time winning a game at Frank Eck Stadium after the Noles were swept in 2015. Notre Dame joined the ACC prior to the 2014 season.
- » FSU added a 5-3, 12-inning win over the Irish in the ACC Tournament (5/24).
- » The road sweep was the fifth for the Seminoles since 2010, and only once in that span has FSU swept two opponents on the road in one season:

Year	Opponent	Scores
2017	at Notre Dame	8-2, 8-3 (13), 5-1
2014	at Boston College	6-0, 11-7, 10-1
2012	at Georgia Tech	2-1 (10), 12-7, 8-4
2012	at Duke	5-3, 5-0, 10-2
2010	at Wake Forest	10-1, 5-4, 17-16

- » FSU also won three games against No. 2/5 Louisville this season in Louisville, but in two separate venues: two in Jim Patterson Stadium on Louisville's campus, and one at Louisville Slugger Field in the ACC Tourney.

## WALK-OFF WINS

- » For the first time this season, FSU won on a walk-off hit when freshman J.C. Flowers' two-run single capped FSU's 10-9 comeback win vs. Jacksonville (3/21).
- » The Seminoles trailed 7-0 after the top of the first inning, the second time this year that FSU rallied from a 7-0 deficit (Oakland, 3/3).
- » Against the Dolphins, the FSU bullpen allowed just one earned run in 8.1 innings, striking out 8 without walking a batter.
- » Jackson Lueck has three walk-off's this season: an RBI double vs. FGCU; a walk-off home run in the ACC Championship vs. Notre Dame in the 12th inning (FSU's first walk-off HR since 2016 vs. Miami); and a walk-off single in Game One of the Super Regional against Sam Houston State.
- » In the NCAA Regionals, Flowers was hit with the bases loaded, forcing in the winning run against Auburn in an elimination game. FSU beat Auburn 6-0 the next day to advance to the Super Regionals.

## 7-R 1st = WINNING RECORD

- » The JU game (3/21) was the fifth time in school history that FSU has allowed seven runs in the first inning.
- » The 7 runs allowed are the most in school history in a first inning, most recently in 2010 against NC State.

Date	Opponent	After 1	Score
3/21/17	Jacksonville	1-7	W, 10-9
5/16/10	NC State	0-7	W, 12-9 (7)
2/8/02	Stanford	0-7	L, 3-9
3/6/84	UNLV	4-7	L, 9-14
4/29/52	Fla. Southern	4-7	W, 22-11

## NIEPORTE SETS SLAM RECORD

- » With a grand slam in each of the first two games at Virginia Tech (3/17-18), senior Quincy Nieporte set an FSU record with his fourth grand slam this season.
- » Q and Niko Hulsizer of Morehead State lead the country and are 2 of only 6 players with more than two on the season.
- » The national record for grand slams in a season is 6, by Kyle Bryan of Alabama in 1984.
- » Nieporte also had six RBI in the game at Virginia Tech (3/18), a new season high and one shy of his career high of 7 at UCF in 2015, when he hit his only grand slam prior to this season.
- » With his fourth grand slam, he passed five other Seminoles that previously had three in a season:

Year	Player	Grand Slams
2017	Quincy Nieporte	4
2012	Seth Miller	3
2008	Buster Posey	3
2006	Dennis Guinn	3
1996	Jeremy Morris	3
1996	J.D. Drew	3

## KARP SETS RECORD WITH 11 K's

- » Against Florida (3/14), sophomore Andrew Karp struck out 11 Gator batters, topping his career-high of nine from his first start this season (USF, 2/21).
- » He is one of four Seminoles to have a 10+ strikeout game this year (Tyler Holton-6, Drew Parrish, Will Zirzow).
- » Before this year, the last time an FSU player had double-digit strikeouts was Mike Compton against Coastal Carolina in 2015.
- » Karp is just the 10th FSU pitcher, and first since 1996, to record at least 11 strikeouts against the Gators:

### 10+ Strikeouts vs. Florida, FSU history:

Date	Player	11
3/14/17	Andrew Karp	11
2/29/96	Randy Choate	11
3/10/90	Ricky Kimball	13
3/1/75	Danny O'Brien	14
5/24/68	Steve Mastin	12
5/20/67	Wayne Vincent	11
5/29/64	Marty Howell	11
3/28/59	Frank Davis	14
6/7/58	Frank Slusser - NCAA Tourney	11
4/6/57	Jerry Boxer	13

## GAMES WITHOUT A WALK

- » Florida State leads the nation in walks this season with 380, so it is very rare that the Seminoles do not record a walk.
- » Against Florida (3/14), the Seminoles were held without a walk for the first time this season and just

the fifth time since 2013.

- » The game against the Gators was the first in that span that the Seminoles did not win:

### Games w/o Drawing a Walk, Last 5:

3/14/17	at Florida	L, 0-1
5/8/16	Bowling Green State	W, 6-1
4/7/15	Florida Gulf Coast	W, 5-0
5/17/13	Clemson	W, 2-1
3/3/13	Villanova	W, 2-1

## GAMES WITHOUT ALLOWING BB

- » In the same game that FSU did not draw a walk at Florida (3/14), Andrew Karp and Chase Haney combined to not allow a walk as well.
- » Andrew Karp went 7.0 innings, striking out 11 and not walking any. Chase Haney pitched the eighth inning without allowing a walk.
- » FSU has done it six other times this year, including three times in the postseason.

### Games w/o Allowing a Walk, 2017:

6/5/17	Auburn (NCAA Regional)	W, 6-0
6/3/17	UCF (NCAA Regional)	W, 6-1
5/27/17	vs. Duke (ACC Championship)	W, 5-1
5/13/17	Wake Forest	W, 4-0
5/6/17	Pacific	W, 5-3
3/14/17	at Florida	L, 0-1
2/17/17	VCU	L, 0-3

## LARGEST ACC SHUTOUT SINCE '03

- » FSU's 13-0 win in the second game of a doubleheader vs. Boston College (3/11) was the largest ACC shutout for FSU since 2003 against Duke (also 13-0).
- » It is the fifth straight season that Florida State has shut out Boston College, including the only game played in 2016 (3-0 at BC).
- » It was the seventh time since joining the league in 1992 that FSU has scored more than 10 runs in a shutout of an ACC opponent:

Date	Opponent	Score
3/10/00	Duke	FSU, 17-0
3/11/17	Boston College	FSU, 13-0
5/22/03	Duke	FSU, 13-0 (ACC Tourn.)
5/26/06	Virginia	FSU, 11-0 (ACC Tourn.)
3/23/00	Maryland	FSU, 11-0
3/24/00	Maryland	FSU, 11-0
3/17/93	Virginia	FSU, 11-0

## DERR TIES SCHOOL RECORD

- » Freshman Nick Derr tied a school record after getting hit by three pitches against Boston College in the second game of a doubleheader (3/11).
- » Derr is one of 36 players with three HBP in a game this season.
- » He is the fourth player in school history to get hit by three pitches, and the third player in the last four years to earn the 'honour':

Date	Player w/ 3 HBP	Opponent
3/11/17	Nick Derr	Boston College
3/3/15	Hayden Kelly	USF
2/15/14	Justin Gonzalez	Niagara
3/6/01	Karl Jernigan	St. Joseph's

## FSU AMONG LEADERS IN WALKS

- » Taylor Walls' 63 walks rank second in the country, and FSU's 380 as a team are the most in the country:

### Team Walks, 2017:

1.	Florida State	66	380
2.	South Alabama	61	373
3.	Southern Miss	66	356
4.	Missouri State	63	351
5.	Liberty	55	341

### FSU Nat'l Rank in Walks, Last 8 Seasons:

2017	1	380	2013	3	359
2016	6	332	2012	1	386
2015	1	379	2011	1	381
2014	1	330	2010	1	402

## FIRST STARTS ON THE MOUND

- » Freshman Drew Parrish allowed just two hits and a run while striking out six in six innings in his first career start vs. Samford (2/26).
- » Senior Will Zirzow allowed two runs in three innings in his first career start, against FGCU (4/5).
- » Here is a look at how other Noles fared in their first career start:

# GAME NOTES

<i>Pitcher</i>		<i>First Start</i>
A Byrd (L vs. UCF)	2014	2.1 IP, 4 H, 4 ER, 2/2 K/BB
D Carlton (W vs. USF)	2015	5.0 IP, 5 H, 0 ER, 5/0 K/BB
C Johnson (W vs. Dak)	2015	5.0 IP, 2 H, 0 ER, 6/2 K/BB
E Voyles (L vs. Wake)	2015	1.2 IP, 3 H, 0 ER, 2/0 K/BB
J Voyles (ND vs. USF)	2015	1.1 IP, 2 H, 3 ER, 2/3 K/BB
T Holton (L vs. JU)	2016	3.0 IP, 9 H, 4 ER, 2/2 K/BB
A Karp (W vs. Stetson)	2016	5.0 IP, 3 H, 1 ER, 1/0 K/BB
C Sands (W vs. RIU)	2016	5.0 IP, 2 H, 0 ER, 6/1 K/BB
<b>D Parrish (W vs. Sam)</b>	<b>2017</b>	<b>6.0 IP, 2 H, 1 ER, 6/0 K/BB</b>
<b>W Zirzow (ND vs. FGCU)</b>	<b>2017</b>	<b>3.0 IP, 4 H, 2 ER, 5/0 K/BB</b>

## NOLES HIT FOR CYCLE

- » FSU hit for the team cycle against Auburn (6/4), with Dylan Busby's game-tying triple coming in the bottom of the ninth inning.
- » FSU is 4-0 when hitting the team cycle (at Virginia Tech, at Notre Dame, vs. Duke - ACC Tourney).

## DREW'S JERSEY RETIRED

- » FSU legend J.D. Drew had his jersey retired prior to the Clemson game (4/15), just the second player in FSU history to be so honored (Dick Howser, No. 34).
- » Drew played at Florida State from 1995-97, was a two-time All-American and is still the only member of the 30 home run/30 stolen base club when he accomplished the feat in 1997.
- » Drew was twice selected in the top five of the MLB Draft, in 1997 and 1998, and enjoyed a 14-year major league career, winning the 2007 World Series title with Boston and earning All-Star MVP honors in 2008.

## NOLES IN THE MLB DRAFT

- » Through 10 rounds in the 2017 MLB First-Year Player Draft, two Seminoles had been selected.
- » Taylor Walls went in the third round to the Tampa Bay Rays No. 79 overall, while Dylan Busby went just nine picks later at No. 88 to the Pittsburgh Pirates.

## CAREER TOP TEN

- » Taylor Walls enters the College World Series with 174 career walks drawn, including a high of 63 this season (No. 2 nationally).
- » In just three seasons, Walls is tied with Doug Mientkiewicz and Mike Yastrzemski for seventh-most walks drawn in a career:

<i>Player</i>	<i>Seasons</i>	<i>Walks</i>
1. Brooks Badeaux	1995-98	203
2. Paul Sorrento	1984-86	195
3. Sherman Johnson	2009-12	180
4. Tyler Holt	2008-10	177
Jeff Ledbetter	1979-82	177
6. J.D. Drew	1995-97	175
<b>7. Taylor Walls</b>	<b>2015-17</b>	<b>174</b>
Doug Mientkiewicz	1993-95	174
Mike Yastrzemski	1980-83	174

- » Dylan Busby ranks fourth in school history with 196 strikeouts, four shy of joining the 200-K club:

<i>Player</i>	<i>Seasons</i>	<i>Strikeouts</i>
1. Justin Gonzalez	2010-14	252
2. John Sansone	2013-16	215
3. Stuart Tapley	2008-11	210
<b>4. Dylan Busby</b>	<b>2015-17</b>	<b>196</b>
5. Mike McGee	2008-11	191

- » Quincy Nieporte was hit twice in the Super Regional final against Sam Houston State, bumping him into the Top Ten in school history:

<i>Player</i>	<i>Seasons</i>	<i>HBP</i>
1. John Sansone	2013-16	65
7. Bryan Zech	2001-04	37
8. Mark Barineau	1981-83	32
<b>9. Quincy Nieporte</b>	<b>2015-17</b>	<b>31</b>
James Ramsey	2009-12	31
Stuart Tapley	2008-11	31
Tony Thomas, Jr.	2005-07	31

- » Alec Byrd has made a team-high 33 appearances this season (tied with Drew Carlton), and ranks in the Top Ten in school history with 98 appearances.
- » Byrd's 94 relief appearances rank eighth.

<i>Player</i>	<i>Seasons</i>	<i>Appearances</i>
1. Kevin Lynch	2002-05	136
7. Jimmy Marshall	2006-09	108
8. Matt DiBlasi	2003-06	106
<b>9. Alec Byrd</b>	<b>2014-17</b>	<b>98</b>
Mike DiBlasi	1997-00	98

<i>Player</i>	<i>Seasons</i>	<i>Relief Apps</i>
1. Kevin Lynch	2002-05	136
7. Mike DiBlasi	1997-00	98
<b>8. Alec Byrd</b>	<b>2014-17</b>	<b>94</b>

## SEASON TOP TEN

- » Freshman J.C. Flowers has 13 total sacrifices on the season (three flies, 10 bunts):

<i>Player</i>	<i>Season</i>	<i>Total Sacrifices</i>
1. Aaron Cheesman	2005	22
7. Devon Travis	2010	14
Mike Martin, Jr.	1994	14
<b>9. J.C. Flowers</b>	<b>2017</b>	<b>13</b>
Stuart Tapley	2009	13
Geoff Sprague	1997	13
Nandy Serrano	1992	13

- » As a team, FSU has been hit by 88 pitches this season, seventh-most in a season:

<i>Season</i>	<i>Games</i>	<i>HBP</i>
1. 2013	64	104
2. 2001	66	97
3. 2015	65	96
2012	67	96
5. 2002	74	94
6. 2016	63	92
<b>7. 2017</b>	<b>66</b>	<b>88</b>

- » FSU's team defense has greatly improved over the course of the season, and its .971 fielding percentage is the best since 2011 :

<i>PO+A</i>	<i>E</i>	<i>Season</i>	<i>Pct.</i>
1. 2300	60	2007	.975
2. 2872	81	1994	.973
3. 2469	71	2011	.972
<b>4. 2424</b>	<b>72</b>	<b>2017</b>	<b>.971</b>
5. 2342	72	2014	.970

## RECORD BROKEN DOWN...

	2017	2016
Overall .....	45-21	41-22
Home.....	29-13	30-9
Away .....	12-7	8-11
Neutral.....	4-1	3-2
vs. Ranked Teams.....	11-12	12-9
On TV.....	10-0	1-5
On Internet.....	35-17	39-14
ACC .....	14-14	16-10
ACC Home .....	6-9	10-3
ACC Away .....	8-5	6-7
vs. ACC (non-conference).....	4-0	3-1
vs. Atlantic-10 .....	2-1	3-0
vs. American.....	3-1	3-0
vs. Atlantic Sun.....	7-1	2-2
vs. Big East .....	0-0	3-1
vs. Big XII.....	0-0	1-1
vs. Colonial Athletic .....	0-0	2-1
vs. Conference USA .....	0-0	1-0
vs. Horizon.....	3-0	0-0
vs. MAAC.....	0-0	4-0
vs. Ohio Valley .....	1-1	0-0
vs. SEC.....	2-3	1-5
vs. SoCon.....	3-0	0-0
vs. Southland .....	2-0	0-0
vs. SWAC.....	0-0	1-0
vs. Sun Belt.....	0-0	1-0
vs. West Coast.....	4-0	0-0
Extra Innings .....	3-2	4-1
Morning Start .....	0-0	1-2
Afternoon Start.....	26-10	19-10
Evening Start .....	19-11	20-11
In Florida.....	34-17	32-13
In Indiana.....	3-0	0-0
In Kentucky.....	6-0	0-0
In Massachusetts.....	0-0	1-0
In North Carolina.....	1-2	5-5
In Pennsylvania.....	0-0	2-1
In South Carolina.....	0-0	1-2
In Virginia.....	1-2	0-0
On Monday.....	2-0	0-2
On Tuesday.....	6-4	4-5
On Wednesday.....	4-1	5-2
On Thursday.....	1-0	1-1
On Friday.....	11-5	10-3
On Saturday.....	12-6	12-4
On Sunday.....	9-5	10-7
In February.....	6-2	5-1
In March.....	12-7	13-5
In April.....	9-9	9-4
In May.....	12-2	9-8
In June.....	6-1	4-2
FSU scores 0-3 runs .....	1-12	4-16
FSU scores 4-7 runs .....	20-6	10-3
FSU scores 8 + runs .....	24-3	27-2
Opp scores 0-3 runs .....	30-4	21-4
Opp scores 4-7 runs.....	11-8	17-10
Opp scores 8 +.....	4-9	4-7
FSU homers.....	31-11	29-8
Opponent homers.....	15-12	14-11
FSU has more hits .....	34-1	36-6
Opp has more hits.....	7-17	2-16
Hits are tied .....	4-3	2-1
versus LHP (Starter).....	18-4	7-7
versus RHP (Starter).....	27-17	34-15
FSU reliever pitches .....	41-21	40-22
In one-run games.....	8-6	7-3
In two-run games.....	5-6	1-3

## HONORS

## ALL-AMERICAN

LHP Tyler Holton - D1Baseball (1), Collegiate Baseball (2), Baseball America (2), Perfect Game (2), NCBWA (3)

1B Drew Mendoza - Collegiate Baseball (FR-1)

## ABCA/RAWLINGS ALL-ATLANIC REGION

First Team - Tyler Holton (P)

First Team - Quincy Nieporte (DH)

Second Team - Dylan Busby (3B)

## ALL-ACC

First Team - Tyler Holton (SP)

Second Team - Quincy Nieporte (DH)

Third Team - Dylan Busby (3B)

Freshman Team - J.C. Flowers (OF)

Freshman Team - Drew Mendoza (1B)

## ALL-ACC TOURNAMENT TEAM

1B - Drew Mendoza

3B - Dylan Busby

OF - Jackson Lueck - MVP

P - Tyler Holton

## Preseason ALL-AMERICAN

3B Dylan Busby - Collegiate Baseball (1), NCBWA (1), Baseball America (2)

SS Taylor Walls - Collegiate Baseball (1), NCBWA (1), D1Baseball (2), Perfect Game (3), Baseball America (3)

C Cal Raleigh - D1Baseball (2), NCBWA (3), Perfect Game (3)

LF Jackson Lueck - NCBWA (3)

## WATCH LISTS

RP Drew Carlton - NCBWA Stopper of the Year

LHP Tyler Holton - Golden Spikes Award

## D1Baseball.com PLAYER RANKINGS

Dylan Busby	First Base	#5
Drew Carlton	Starting Pitcher	#73
J.C. Flowers	Outfield	#150
	Freshman	#70
Tyler Holton	Starting Pitcher	#101
Jackson Lueck	Outfield	#11
	2018 Prospects	#27
Drew Mendoza	Third Base	#5
	Freshman	#2
Quincy Nieporte	First Base	#41
Cal Raleigh	Catcher	#2
	2018 Prospects	#9
Cole Sands	Starting Pitcher	#63
	2018 Prospects	#14
Taylor Walls	Shortstop	#2

## MLB Draft

Taylor Walls	3-79	Tampa Bay Rays
Dylan Busby	3-88	Pittsburgh Pirates
Quincy Nieporte	26-773	Philadelphia Phillies
Cobi Johnson	29-865	Los Angeles Angels
Drew Carlton	32-965	Detroit Tigers
Alec Byrd	33-986	Colorado Rockies
Andrew Karp	34-1035	Chicago Cubs
Tyler Holton	35-1049	Miami Marlins
Jim Voyles	38-1144	St. Louis Cardinals

## HOME RUNS

No.	Player	SEASON Date	Opp	Type
1	Aplin	2/18	VCU	2-R
2	Nieporte	2/19	VCU	Solo
3	Busby	2/24	Samford	3-R
4	Flowers	2/24	Samford	Solo
5	Aplin (2)	2/24	Samford	2-R
6	Nieporte (2)	2/25	Samford	GS
7	Raleigh	2/28	J-Ville	Solo
8	Nieporte (3)	3/3	Oakland	GS
9	Truluck	3/3	Oakland	Solo
10	Nieporte (4)	3/5	Oakland	Solo
11	Busby (2)	3/10	BC	2-R
12	Walls	3/10	BC	2-R
13	Flowers (2)	3/11	BC	3-R
14	Walls (2)	3/11	BC	Solo
15	Raleigh (2)	3/17	VT	Solo
16	Nieporte (5)	3/17	VT	GS
17	Busby (3)	3/18	VT	2-R
18	Nieporte (6)	3/18	VT	GS
19	Aplin (3)	3/18	VT	2-R
20	Derr	3/21	J-Ville	Solo
21	Walls (3)	3/21	J-Ville	Solo
22	Raleigh (3)	3/21	J-Ville	Solo
23	Busby (4)	3/24	ND	3-R
24	Lueck	3/24	ND	2-R
25	Daughtry	3/24	ND	3-R
26	Lueck (2)	3/25	ND	2-R
27	Aplin (4)	3/25	ND	Solo
28	Aplin (5)	4/2	UNC	3-R
29	Raleigh (4)	4/4	FGCU	Solo
30	Aplin (6)	4/8	NC State	2-R
31	Mendoza	4/9	NC State	2-R
32	Walls (4)	4/11	Florida	Solo
33	Lueck (3)	4/15	Clemson	2-R
34	Walls (5)	4/16	Clemson	Solo
35	Nieporte (7)	4/16	Clemson	2-R
36	Busby (5)	4/16	Clemson	3-R
37	Raleigh (5)	4/17	Clemson	Solo
38	Busby (6)	4/19	Stetson	Solo
39	Busby (7)	4/19	Stetson	2-R
40	Raleigh (6)	4/19	Stetson	Solo
41	Busby (8)	4/21	Miami	3-R
42	Nieporte (8)	4/22	Miami	Solo
43	Lueck (4)	4/22	Miami	Solo
44	Busby (9)	4/28	Virginia	Solo
45	Lueck (5)	4/28	Virginia	Solo
46	Mendoza (2)	4/28	Virginia	2-R
47	Busby (10)	4/30	Virginia	Solo
48	Mendoza (3)	4/30	Virginia	2-R
49	Nieporte (9)	4/30	Virginia	2-R
50	Holton	5/5	Pacific	3-R
51	Busby (11)	5/5	Pacific	Solo
52	Lueck (6)	5/6	Pacific	Solo
53	Mendoza (4)	5/9	J-Ville	2-R
54	Mendoza (5)	5/9	J-Ville	GS
55	Holton (2)	5/12	W. Forest	2-R
56	Raleigh (7)	5/14	W. Forest	2-R
57	Raleigh (8)	5/18	Louisville	Solo
58	Busby (12)	5/18	Louisville	2-R
59	Lueck (7)	5/24	ND	2-R
60	Lueck (8)	5/24	ND	2-R
61	Busby	5/27	Duke	2-R
62	Mendoza (6)	5/28	UNC	Solo
63	Mendoza (7)	5/28	UNC	3-R
64	Lueck (9)	6/3	UCF	3-R
65	Walls (6)	6/3	UCF	Solo
66	Mendoza (8)	6/4	TN Tech	Solo
67	Busby (14)	6/4	Auburn	3-R
68	Wells	6/5	Auburn	Solo
69	Walls (7)	6/11	SHSU	Solo
70	Nieporte (10)	6/11	SHSU	3-R
71	Walls (8)	6/11	SHSU	Solo
72	Cavanaugh	6/11	SHSU	Solo


## CAREER

Player	Total	2017	2016	2015
Busby	37	14	14	9
Nieporte	22	10	5	7
Raleigh	18	8	10	-
Lueck	13	9	4	-
Walls	14	8	6	-
Mendoza	8	8	-	-
Aplin	6	6	-	-
Holton	4	2	2	-
Flowers	2	2	-	-
Truluck	2	1	1	-
Wells	3	1	1	1
Cavanaugh	1	1	-	-
Derr	1	1	-	-
Daughtry	1	1	-	-

## GRAND SLAMS

Player	Total	2017	2016	2015
Nieporte	5	4	-	1
Mendoza	1	1	-	-
Busby	1	-	1	-
Walls	1	-	1	-

## PROJECTED STARTERS



## CAL RALEIGH • 6-3, 205, SO.

- » Has started 118 consecutive games at catcher.
- » Game-winning RBI single vs. 2-seed North Carolina in ACC Championship Game.
- » First HR of season came at JU (2/28); Noles rallied to win 6-5.

	AVG	AB	R	H	2B	3B
LAST 5	.261	23	3	6	1	0
LAST 10	.238	42	5	10	2	0

	HR	RBI	BB	OBP
LAST 5	0	4	1	.292
LAST 10	0	5	4	.304



## DREW MENDOZA • 6-4, 210, FR.

- » Two home runs, 4 RBI vs. North Carolina in ACC Championship Game (5/28).
- » All-ACC Tournament Team and All-ACC Freshman Team.
- » Collegiate Baseball Freshman All-American.

	AVG	AB	R	H	2B	3B
LAST 5	.278	18	4	5	2	0
LAST 10	.250	36	8	9	2	0

	HR	RBI	BB	OBP
LAST 5	1	3	4	.409
LAST 10	3	7	8	.386




## MATT HENDERSON • 5-9, 165, SR.

- » Three-run double vs. Clemson (4/15) part of career-high 4 RBI night.
- » Since April 1, average has jumped 75 points (.190 to .265).
- » Team-high .441 on-base percentage (43 walks, 13 HBP).

	AVG	AB	R	H	2B	3B
LAST 5	.222	18	5	4	2	0
LAST 10	.324	34	5	11	3	0

	HR	RBI	BB	OBP
LAST 5	0	2	4	.417
LAST 10	0	4	6	.465



## DYLAN BUSBY • 6-3, 190, JR.

- » Third-team All-ACC, All-ACC Tournament Team; 88 overall pick of Pirates in MLB Draft.
- » First Nole with at least three RBI in five straight games (3 vs. Clemson, Stetson, Miami).
- » Game-tying triple vs. Auburn (6/4) in bottom of ninth to keep season alive.

	AVG	AB	R	H	2B	3B
LAST 5	.333	21	6	7	2	1
LAST 10	.350	40	13	14	5	1

	HR	RBI	BB	OBP
LAST 5	1	7	3	.444
LAST 10	2	11	4	.471



## TAYLOR WALLS • 5-10, 180, JR.

- » Three leadoff HR in 2017 (FSU's first since 2012 - S. Johnson).
- » Career-day vs. SHSU in SR (6/11): 3-for-3, 2 HR, 4 RBI, 5 R, 4 BB.
- » Ranks 2th nationally, leads ACC in runs (78); 2nd nationally in walks (63).

	AVG	AB	R	H	2B	3B
LAST 5	.389	18	11	7	0	0
LAST 10	.395	38	18	15	1	0

	HR	RBI	BB	OBP
LAST 5	2	4	8	.577
LAST 10	3	5	12	.540




## JACKSON LUECK • 6-1, 190, SO.

- » Walk-off single vs. SHSU (6/10) - 4-for-5, 4 RBI in 7-6 win; 5th walk-off of career.
- » Two HR vs. Notre Dame in ACC Tourney, including walk-off 2-R HR in 12th inning.
- » ACC Tournament MVP after going 7-for-16 with 7 runs batted in.

	AVG	AB	R	H	2B	3B
LAST 5	.474	19	5	9	1	0
LAST 10	.385	39	7	15	2	1

	HR	RBI	BB	OBP
LAST 5	0	6	5	.583
LAST 10	1	12	7	.489



## J.C. FLOWERS • 6-2, 185, FR.

- » Started 65 of 66 games this season in centerfield.
- » Walk-off HBP vs. Auburn (6/4) in 10th inning helped extend season.
- » Walk-off two-run single vs. JU (3/21) capped FSU rally from 9-7 deficit in 9th.

	AVG	AB	R	H	2B	3B
LAST 5	.133	15	3	2	0	0
LAST 10	.065	31	4	2	0	0

	HR	RBI	BB	OBP
LAST 5	0	3	0	.222
LAST 10	0	3	1	.143



## STEVEN WELLS • 6-2, 175, JR.

- » Hitting .233 in 43 at-bats (32 games played, 7 starts).
- » Two outfield assists on the season, incl. 9-2 putout in ACC Champ opener vs. ND.
- » First home run of season in Regional Final vs. Auburn (6-0 FSU win, 6/5).

	AVG	AB	R	H	2B	3B
LAST 5	.417	12	3	5	0	0
LAST 10	.280	25	3	7	0	0

	HR	RBI	BB	OBP
LAST 5	1	3	1	.500
LAST 10	1	4	1	.333



## QUINCY NIEPORTE • 6-1, 223, SR.

- » 5-for-5 vs. WF (5/14) in final home game; FSU's 1st 5-for-5 since Jayce Boyd in 2011.
- » Fourth nationally with 78 RBI; most for a Seminole since Mike McGee (78 in 2009).
- » Four of 10 home runs have been Grand Slams (tied-most in the country).

	AVG	AB	R	H	2B	3B
LAST 5	.421	19	2	8	3	0
LAST 10	.333	39	2	13	4	0

	HR	RBI	BB	OBP
LAST 5	1	7	2	.522
LAST 10	1	10	4	.422

## TRACKING THE BATS

## HITTING STREAK

	Career	Season	Current
Jackson Lueck	13	13	3
Quincy Nieporte	11	11	7
Dylan Busby	10	8	6
Matt Henderson	8	8	2
Drew Mendoza	7	7	1
Rhett Aplin	7	7	3
J.C. Flowers	6	6	-
Tyler Holton	6	6	-
Cal Raleigh	7	6	6
Taylor Walls	16	5	4
Steven Wells	5	5	-
Tyler Daughtry	4	4	2
Nick Derr	4	4	1
Hank Truluck	2	2	-
Bryan Bussey	2	2	2
Will Zirzow	1	1	1
Ryan Mejia	1	1	1
Kyle Cavanaugh	1	1	1

## REACHING BASE

	Career	Season	Current
Taylor Walls	34	21	4
Matt Henderson	17	17	2
Quincy Nieporte	17	17	17
J.C. Flowers	16	16	-
Drew Mendoza	13	13	1
Jackson Lueck	13	13	3
Cal Raleigh	14	12	6
Rhett Aplin	11	11	4
Dylan Busby	19	11	11
Tyler Holton	6	6	-
Tyler Daughtry	6	6	2
Nick Derr	6	6	1
Hank Truluck	5	4	-
Steven Wells	6	6	6
Kyle Cavanaugh	2	2	1
Ryan Mejia	2	2	1
Bryan Bussey	3	2	2
Will Zirzow	1	1	1

## MULTI-HIT GAMES

	2	3	4	5+	Total
Dylan Busby	13	7	1	-	21
Taylor Walls	12	6	1	-	19
Quincy Nieporte	15	2	-	1	18
Jackson Lueck	11	4	1	-	16
Cal Raleigh	11	3	-	-	14
J.C. Flowers	11	1	1	-	13
Rhett Aplin	7	3	1	-	11
Drew Mendoza	9	1	-	-	10
Matt Henderson	9	1	-	-	10
Nick Derr	4	2	-	-	6
Tyler Daughtry	1	2	-	-	3
Tyler Holton	3	-	-	-	3
Steven Wells	1	-	-	-	1
Kyle Cavanaugh	1	-	-	-	1
Totals	108	32	5	1	146

## MULTI-RBI GAMES

	2	3	4	5+	Total
Quincy Nieporte	12	3	2	4	21
Dylan Busby	8	5	4	-	17
Taylor Walls	6	7	1	-	14
Jackson Lueck	5	3	3	1	12
J.C. Flowers	8	3	-	-	11
Cal Raleigh	8	-	-	-	8
Drew Mendoza	3	1	2	1	7
Rhett Aplin	3	2	1	-	6
Matt Henderson	3	1	1	-	5
Nick Derr	3	1	-	-	4
Tyler Daughtry	2	2	-	-	4
Tyler Holton	2	1	-	-	3
Steven Wells	1	-	-	-	1
Ryan Mejia	1	-	-	-	1
Totals	66	29	14	6	115

# WALKOFFS:

(FSU SINCE 2011)

<i>Name, Date</i>	<i>Walk-off Description</i>
Jackson Lueck, June 10, 2017 (NCAA Tallahassee Super Regional)	RBI Single to Right Field vs. Sam Houston State (9th)
J.C. Flowers, June 4, 2017 (NCAA Tallahassee Regional)	Hit by Pitch vs. Auburn (10th)
Jackson Lueck, May 24, 2017 (ACC Tournament)	2-Run HR vs. Notre Dame (12th)
Jackson Lueck, April 4, 2017	RBI Double to Right Field vs. FGCU (9th)
J.C. Flowers, March 21, 2017	2-Run Single to Left Field vs. Jacksonville (9th)
Dylan Busby, May 28, 2016 (ACC Tournament)	RBI Single to Left Field vs. Miami (9th)
Jackson Lueck, May 21, 2016	Solo HR vs. Miami (12th)
Jackson Lueck, April 23, 2016	RBI Single to Left Field vs. Notre Dame (12th)
Taylor Walls, March 23, 2016	RBI Single to Left Field vs. UCF (11th)
Matt Henderson, March 9, 2016	Squeeze Bunt Down First Base Line vs. Toledo (9th)
Cal Raleigh, March 2, 2016	Sacrifice Fly to Right Field vs. Villanova (14th)
Josh Delph, May 29, 2015 (NCAA Tallahassee Regional)	RBI Single vs. Mercer (10th)
Quincy Nieporte, April 14, 2015	Solo HR vs. Florida (12th)
Josh Delph, March 29, 2015	RBI Single/2B Throwing Error vs. Virginia Tech
John Nogowski, May 3, 2014 (Game 1)	RBI Single vs. Minnesota
Casey Smit, April 4, 2014	RBI Single vs. Notre Dame (12th)
Jose Brizuela, March 15, 2014 (Game 2)	RBI Single vs. NC State (13th)
Stephen McGee, May 5, 2013	RBI Single vs. UCF
DJ Stewart, February 17, 2013	2-Run HR vs. Rhode Island (10th)
Jayce Boyd, April 29, 2012	2-Run Double vs. Rhode Island
Sherman Johnson, April 22, 2012	RBI Single vs. Miami (10th)
Rafael Lopez, March 13th, 2011	RBI Sac-Fly vs. Boston College

## SERIES STATS VS. OPPONENTS

	AVG	AB	R	BATTING		2B	3B	HR	BB	K
				H	RBI					
VCU	.265	98	23	26	21	5	0	2	19	16
USF	.214	28	2	1	2	1	0	0	4	9
Samford	.327	98	37	32	32	5	0	4	32	19
Jacksonville	.372	113	37	42	31	3	0	6	18	25
Oakland	.333	102	44	34	37	6	1	3	24	15
UCF	.248	105	16	26	15	4	0	2	16	35
Boston College	.316	98	29	31	28	6	1	4	26	20
Florida	.216	97	8	21	7	4	0	1	8	19
Florida Gulf Coast	.275	80	12	22	10	5	2	1	12	21
Virginia Tech	.242	99	21	24	21	3	1	5	20	25
Notre Dame	.247	158	26	39	23	9	1	7	21	37
North Carolina	.178	129	17	23	14	3	1	3	26	35
NC State	.262	103	23	27	22	7	1	2	21	21
Clemson	.318	107	24	34	23	5	0	5	13	27
Stetson	.290	62	18	18	16	5	0	3	15	17
Miami	.217	69	10	15	10	2	0	3	6	20
Virginia	.167	90	11	15	11	4	0	6	14	20
Pacific	.346	136	37	47	33	9	0	3	25	18
Wake Forest	.245	98	16	24	16	4	1	2	13	24
Louisville	.277	112	26	31	23	9	0	2	11	29
Duke	.333	33	5	11	5	4	1	1	5	6
Tennessee Tech	.242	62	6	15	6	1	0	1	6	14
Auburn	.282	71	14	20	13	6	1	2	9	16
Sam Houston State	.351	74	26	26	24	4	0	4	16	15
ACC Tournament	.260	146	23	38	21	9	1	5	22	38
NCAA Tournament	.298	242	52	72	48	11	1	9	35	58

	W-L	ERA	IP	H	PITCHING		2B	3B	HR	BB	K
					R	ER					
VCU	2-1	2.00	27.0	23	9	6	3	0	0	5	23
USF	0-1	3.00	9.0	4	4	3	0	0	0	3	11
Samford	3-0	2.33	27.0	18	7	7	3	0	2	8	34
Jacksonville	3-0	4.85	26.0	26	16	14	8	0	0	11	24
Oakland	3-0	3.67	27.0	29	17	11	9	0	0	10	38
UCF	3-0	0.67	27.0	15	3	2	1	1	1	4	35
Boston College	2-1	2.00	27.0	22	9	6	4	0	0	10	28
Florida	0-3	4.85	26.0	22	15	14	7	0	1	11	27
Florida Gulf Coast	2-1	4.50	22.0	21	13	11	4	1	2	12	21
Virginia Tech	1-2	10.80	25.0	36	32	30	13	2	4	16	26
Notre Dame	4-0	1.67	43.0	34	9	8	8	0	2	11	42
North Carolina	1-3	2.37	38.0	36	20	10	5	0	5	14	40
NC State	1-2	6.12	25.0	29	19	17	9	0	5	10	23
Clemson	2-1	5.67	27.0	34	21	17	8	0	5	12	26
Stetson	2-0	4.00	18.0	16	8	8	1	2	2	4	13
Miami	1-1	3.44	18.1	12	8	7	2	0	2	8	21
Virginia	1-2	6.00	27.0	36	19	18	8	1	1	13	12
Pacific	4-0	4.25	36.0	32	19	17	9	0	3	9	39
Wake Forest	1-2	4.67	27.0	25	14	14	2	0	4	12	24
Louisville	3-0	3.67	27.0	24	13	11	8	0	3	7	27
Duke	1-0	1.00	9.0	5	1	1	0	0	0	0	11
Tennessee Tech	1-1	3.00	18.0	18	6	6	3	0	0	5	29
Auburn	2-0	2.37	19.0	14	7	5	3	0	0	3	20
Sam Houston State	2-0	1.00	18.0	11	6	2	1	0	0	5	24
ACC Tournament	4-0	1.62	39.0	30	9	7	6	0	4	10	41
NCAA Tournament	6-1	1.83	64.0	49	20	13	7	0	0	13	86

## GOLDEN PERFORMANCES

Here is a look at how Florida State has fared when wearing the gold uniforms at home dating back to 2009:

^denotes walk-off win; \*NCAA Tourney

### 2009 (6-1)

### 2010 (10-0)

### 2011 (8-2)

Feb. 20	VMI	W, 15-0
Feb. 27	Hofstra	W, 7-0
Mar. 13	Boston College^	W, 4-3
Mar. 27	Wake Forest	W, 11-2
Apr. 10	North Carolina	L, 6-7
Apr. 24	Duke	W, 13-9
May 8	UCF	W, 6-1
June 5	Alabama*	W, 11-1
June 12	Texas A&M*	W, 23-9
June 13	Texas A&M*	L, 2-11

### 2012 (11-0)

Feb. 19	Hofstra	W, 13-6
Feb. 26	FIU	W, 2-1
Mar. 4	Maine	W, 18-2
Mar. 4	Maine	W, 10-0
Mar. 18	Virginia	W, 4-3
Apr. 1	Virginia Tech	W, 11-4
Apr. 22	Miami^ (10)	W, 8-7
Apr. 29	Rhode Island^	W, 6-5
May 6	Maryland	W, 9-2
June 3	Samford*	W, 5-2
June 10	Stanford*	W, 18-7

### 2013 (9-1)

Feb. 17	Rhode Island^ (10)	W, 8-6
Feb. 24	USF	W, 8-0
Feb. 24	USF	W, 5-2
Mar. 3	Villanova	W, 2-1
Mar. 10	Boston College	W, 9-1
Mar. 24	Georgia Tech	W, 8-6
Apr. 28	Wake Forest	W, 11-2
May 5	UCF^	W, 5-4
June 2	Troy*	W, 11-4
June 9	Indiana*	L, 6-11

### 2014 (6-1)

Feb. 16	Niagara (8)	W, 13-0
Mar. 2	Miami	W, 13-6
Mar. 9	Maryland	W, 7-0
Apr. 6	Notre Dame - GM 1	W, 11-2
Apr. 6	Notre Dame - GM 2	W, 4-3
Apr. 27	Virginia	L, 3-4
May 4	Minnesota	W, 7-1

### 2015 (5-1)

Feb. 15	Oakland	W, 5-1
Mar. 1	UNC Wilmington	W, 9-8
Mar. 8	Boston College	W, 8-4
Mar. 15	Wake Forest	W, 9-6
Mar. 29	Virginia Tech^	W, 6-5
May 3	Coastal Carolina	L, 2-4

### 2016 (7-1)

Feb. 21	Rhode Island	W, 23-4
Feb. 28	College of Charleston	W, 11-2
Mar. 6	St. John's	L, 1-5
Mar. 13	Georgia Tech	W, 8-3
Apr. 10	Louisville	W, 16-5
Apr. 24	Notre Dame	W, 11-6
May 9	Bowling Green	W, 6-1
June 5	South Alabama*	W, 18-6

### 2017 (8-3)

Feb. 19	VCU	W, 11-3
Feb. 26	Samford	W, 13-4
Mar. 5	Oakland	W, 14-6
Apr. 2	North Carolina	L, 7-9
Apr. 16	Clemson	W, 7-3
Apr. 30	Virginia	L, 5-7
May 7	Pacific	W, 5-3
May 14	Wake Forest	L, 9-10
May 28	vs. North Carolina	W, 7-3
ACC Championship Game - Louisville, Ky.		
June 4	Tennessee Tech*	W, 5-3
June 11	Sam Houston State*	W, 19-0

# THE LAST TIME IT HAPPENED

## HITTING

**A Seminole Hit A Grand Slam: Drew Mendoza vs. Jacksonville, May 9, 2017**

**Final Score: FSU 21, Jacksonville 2**

Florida State Hit Two Grand Slams: DJ Stewart & Chris Marconcini, April 17, 2015;

Final Score: FSU 15 Pitt 2

**Hit A Walk Off Home Run: Jackson Lueck vs. Notre Dame (ACC Tournament - 12th inning), May 24, 2017;**

**Final Score: FSU 5, Notre Dame 3**

**Had A Walk Off Hit: Jackson Lueck vs. SHSU (Super Regional - 9th inning), June 10, 2017;**

**Final Score: FSU 7, Sam Houston State 6**

Had A Walk Off Bunt: Matt Henderson vs. Toledo, March 9, 2016 - Bunt down first base line (9th), scoring Darren Miller from third; Final Score: FSU 3 Toledo 2

Had A Walk Off Sacrifice Hit: Cal Raleigh vs. Villanova, March 3, 2016 - Sacrifice to right field (14th);

Final Score: FSU 11 Villanova 10 (14)

**Florida State Hit 2 Home Runs In An Inning: D. Busby & D. Mendoza vs. Virginia, 4th Inning, April 30, 2017**

**Final Score: Virginia 7, FSU 5**

Florida State Hit 3 Home Runs In An Inning: Cal Raleigh, Dylan Busby, Tyler Holton, 3rd Inning vs. South Alabama, June 5, 2016; Final Score: FSU 18 South Alabama 6

Florida State Hit 4 Home Runs In An Inning: Ryne Malone (2), Jack Rye, Dennis Guinn, 5th Inning, Brown, March 4, 2006; Final Score: FSU 21 Brown 5

Florida State Hit 5 Home Runs In A Game: 5 - Stephen Cardullo (3) & Mike McGee (2) vs. Virginia, May 27, 2010; Final Score: FSU 11 Virginia 4

Florida State Hit 6 Home Runs In A Game: 6 - Dylan Busby (2), Cal Raleigh, Tyler Holton, Jackson Lueck, Hayden Kelly vs. Alabama State, June 5, 2016; Final Score: FSU 18 South Alabama 6

Florida State Hit 7+ Home Runs In A Game: 7 - T. Holt (2), M. McGee (2), S. Cardullo, S. Tapley, J. Stidham vs. Miami, April 3, 2009; Final Score: FSU 14 Miami 4

A Seminole Hit An Inside-The-Park Home Run: James Ramsey vs. Hofstra, 2nd Inning, Feb. 25, 2011; Final Score: FSU 14 Hofstra 3

A Seminole Hit Two Or More Home Runs In An Inning: Ryne Malone (2) vs. Brown, 5th Inning, March 4, 2006; Final Score: FSU 21 Brown 5

**A Seminole Led Off Game With Home Run: Taylor Walls vs. SHSU (Super Regional), June 11, 2017**

**Final Score: FSU 19, Sam Houston State 0**

**A Seminole Hit Home Runs In Consecutive At-Bats: Drew Mendoza vs. UNC (ACC Tournament), May 28, 2017**

**Final Score: FSU 7, North Carolina 3**

**Florida State Hit Back-To-Back Home Runs: D. Busby & J. Lueck vs. Virginia, 1st Inning, April 28, 2017**

**Final Score: FSU 6, Virginia 4**

Florida State Hit Back-To-Back-To-Back Home Runs: T. Holt, S. Cardullo, M. McGee, 4th Inning, vs. Boston College, May 9, 2010; Final Score: FSU 11 BC 6

**A Seminole Hit Two HR In One Game: Taylor Walls vs. SHSU (Super Regional), June 11, 2017**

**Final Score: FSU 19, Sam Houston State 0**

A Seminole Hit Three Home Runs In One Game: Stephen Cardullo (3) vs. Virginia, May 27, 2010; Final Score: FSU 11 Virginia 4

A Seminole Hit For The Cycle: Tyler Holt vs. Maryland, March 28, 2010 (In order - 1B(1), 2B(2), 3B(3), HR(5); Final Score: FSU 9 Maryland 5

**A Seminole Had 5 Hits In One Game: Quincy Nieporte (5-for-5) vs. Wake Forest, May 14, 2017**

**Final Score: Wake Forest 10, FSU 9**

A Seminole Had 6 + Consecutive Hits: John Nogowski vs. Minnesota - 5/3/14 - 5/4/14

(1B, 1B, 1B, 1B, 1B, 2B) [seven straight hits]

A Seminole Had 7 Hits In One Game: Stephen Cardullo (7-for-9) vs. Ohio State, May 31, 2009; Final Score: FSU 37 OSU 6

**A Seminole Had 3 Doubles In One Game: Quincy Nieporte (3) at Louisville, May 18, 2017**

**Final Score: FSU 12, Louisville 9**

**A Seminole Had 6 RBI In One Game: Drew Mendoza (6) vs. Jacksonville, May 9, 2017**

**Final Score: FSU 21, Jacksonville 2**

A Seminole Had 7 RBI In One Game: Quincy Nieporte (7) vs. UCF, March 11, 2015;

Final Score: FSU 15 UCF 11

A Seminole Had 8+ RBI In One Game: Marshall McDougall (16) at Maryland, May 9, 1999; Final Score: FSU 26 Maryland 2

**Florida State Had Multiple Players With 4+ RBI: Q. Nieporte (4) & T. Walls (4) vs. SHSU (SR), June 11, 2017**

**Final Score: FSU 19, Sam Houston State 0**

A Seminole Stole 5 Bases In One Game: Chip Bifano (6) vs. Kearney State, April 7, 1977;

Final Score: FSU 11 Kearney St. 1

**A Seminole Stole Home: Dylan Busby vs. Jacksonville, May 9, 2017**

**Final Score: FSU 21, Jacksonville 2**

**A Seminole Struck Out Four Times In A Game: Drew Mendoza vs. Notre Dame (ACC Tournament), May 24, 2017**

**Final Score: FSU 5, Notre Dame 3 (12 innings)**

A Seminole Recorded 12 Total Bases: Stephen Cardullo (12: 1 3B, 3 2B, 3 1B) vs. Ohio State, May 31, 2009; Final Score: FSU 37 OSU 6

**A Seminole Scored 5 Runs In A Game: Taylor Walls (5) vs. SHSU (Super Regional), June 11, 2017;**

**Final Score: FSU 19, Sam Houston State 0**

**Florida State Left 15 Or More Runners On: 15 vs. SHSU (Super Regional), June 11, 2017**

**Final Score: FSU 19, Sam Houston State 0**

**An Opposing Player Hit Two Home Runs In A Game: Nick Podkul, Notre Dame (ACC Tournament), May 24, 2017**

**Final Score: FSU 5, Notre Dame 3 (12 innings)**

An Opponent Hit Back-To-Back Home Runs: AJ Murray & Mott Hyde - Georgia Tech, ACC Tournament, 9th Inning, May 22, 2013; Final Score: Georgia Tech 4, FSU 3

An Opponent Hit Back-To-Back-To-Back Home Runs: Jeroloman, McArthur and Leclerc at Florida, June 10, 2005; Final Score: UF 8 FSU 1

## PITCHING

A Seminole Pitcher Threw A No-Hitter: Chris Chavez vs. Charleston Southern, February 18, 1998; Final Score: FSU 13 CSU 0

Florida State Combined to Throw A No-Hitter: Cole Sands/Cobi Johnson/Jim Voyes vs. Toledo, March 9, 2016; Final Score: FSU 3 Toledo 2

Florida State Was No-Hit: Terry Harvey, NC State, March 26, 1993

Final Score: NC State 8 FSU 0

**A Seminole Pitcher Threw A Complete Game: Will Zirzow vs. Auburn (NCAA Tournament), June 5, 2017**

**Final Score: FSU 6, Auburn 0**

**A Seminole Pitcher Threw A Complete Game Shutout: Will Zirzow vs. Auburn (NCAA Tournament), June 5, 2017**

**Final Score: FSU 6, Auburn 0**

A Seminole Pitcher Threw A Complete Game (7 INN or <): Sean Gilmartin vs. Grambling State, May 14, 2009; Final Score: FSU 9 GSU 1 (6 Inn, Rain)

A Seminole Pitcher Threw A Complete Game Shutout (7 INN): Mike Hyde vs. Virginia, May 26, 2006; Final Score: FSU 11 UVA 0

**An Opposing Pitcher Threw A Complete Game: Peyton Gray (5.0), FGCU, April 5, 2017**

**Final Score: FSU 3, FGCU 2**

**Florida State Shut Out An Opponent vs. SHSU (Super Regional), June 10, 2017**

**Final Score: FSU 19, Sam Houston State 0 (6th Shutout in 2017)**

**Florida State Was Shut Out: vs. Virginia, April 29, 2017**

**Final Score: Virginia 8, FSU 0 (4th shutout in 2017)**

A Seminole Pitcher Gave Up Three HR In a Game: Dylan Silva at NC State, April 4, 2015;

Final Score: NC State 11 FSU 7

A Seminole Pitcher Gave Up Four HR in a Game: Bryan Henry vs. Florida, June 10, 2005;

Final Score: Florida 8 FSU 1

**A Seminole Pitcher Gave Up A Grand Slam: Tyler Holton at Miami (Michael Burns), April 22, 2017**

**Final Score: Miami 5, FSU 4 (10)**

**A Seminole Struck Out 10 Or More Batters: Will Zirzow (11) vs. Auburn (NCAA Tournament), June 5, 2017**

**Final Score: FSU 6, Auburn 0**

**A Seminole Struck Out 10 Or More Batters in Consecutive Games:**

**Tyler Holton - 11 vs. Louisville (5/19/17), 10 vs. Louisville (ACC Tournament - 5/26/17), 13 vs. Tennessee Tech (NCAA Tournament - 6/3/17)**

A Seminole Struck Out 15 Or More Batters: Tyler Chambliss (15) vs. Maryland, March 11, 2006; Final Score: FSU 6 Maryland 2

Florida State Walked 10 or More Batters: 10 - vs. Texas Tech, April 5, 2016

Final Score: FSU 10, Texas Tech 1

**Florida State Did Not Walk A Batter: vs. Auburn (NCAA Tournament), June 5, 2017**

**Final Score: FSU 6, Auburn 0**

## SCORING & MISCELLANEOUS

Florida State Recorded 20 Or More Hits: 24 vs. Rhode Island, February 21, 2016;

Final Score: FSU 23, Rhode Island 4

**Florida State Scored 20 Or More Runs: 20 vs. Jacksonville, May 9, 2017**

**Final Score: FSU 21, Jacksonville 2**

Florida State Scored 30 Or More Runs: 37 vs. Ohio State, May 31, 2009;

Final Score: FSU 37, Ohio State 6

**Florida State Scored 10 Or More Runs In An Inning: 10 (7th Inn) at NC State, April 7, 2017**

**Final Score: FSU 16, NC State 7**

**An Opponent Scored 10 Or More Runs In An Inning: 10 (6th Inn) at Virginia Tech, March 19, 2017**

**Final Score: Virginia Tech 17, FSU 0**

Florida State Swept A Three-Game ACC Series At Home: Notre Dame, April 22-24, 2016;

Scores: 12-6, 7-6 (12), 11-6 (Second time in 2016)

**Florida State Swept A Three-Game ACC Series On The Road: at Notre Dame, March 24-25, 2017**

**Final Scores: 8-2, 8-3 (13), 5-1**

**Florida State Was Swept In An ACC Series At Home: North Carolina, March 31-April 2, 2017**

**Final Scores: 3-1, 5-2 (11), 9-7**

Florida State Was Swept In An ACC Series On The Road: at Notre Dame, April 10-12, 2015;

Scores: 2-5, 1-4, 1-2

**Florida State Lost An ACC Series At Home: Wake Forest, May 12-14, 2017**

**Final Scores: WF 4-3, FSU 4-0, WF 10-9**

**Florida State Was Swept At Home: North Carolina, March 31-April 2, 2017**

**Final Scores: 3-1, 5-2 (11), 9-7**

**Florida State Was Swept In A Non-ACC Series: Florida, March 14 & 28, April 11, 2017**

**Final Scores: 1-0, 4-1, 10-7**

Florida State Played 20 or more innings: Wake Forest, May 6, 2006

Final Score: FSU 4 Wake Forest 3 (20)

Florida State Turned a Triple Play: Virginia Tech, May 3, 2009; 3rd Inning (9-2-4) RF - Ruairi O'Connor to C - Parker Brunelle to 2B - Jason Stidham

**Florida State Recorded A Walk-Off Win: SHSU (Super Regional), June 10, 2017 (Jackson Lueck single)**

**Final Score: FSU 7, Sam Houston State 6**

**A Florida State Opponent Recorded A Walk-Off Win: at Miami, April 22, 2017 (Taylor Walls error)**

**Final Score: Miami 5, FSU 4 (10)**

**Committed 5+ Errors In One Game: 5 vs. North Carolina, April 2, 2017; Final Score: UNC 9, FSU 7**

## 2017 BATTING ORDER: GAME-BY-GAME

Date	Opponent	1	2	3	4	5	6	7	8	9	SP
2/17	VCU	Walls	Lueck	Nieporte	Raleigh	Busby	Aplin	Henderson	Flowers	Daughtry	Carlton
2/18	VCU	Walls	Lueck	Raleigh	Busby	Nieporte	Aplin	Henderson	Daughtry	Flowers	Sands
2/19	VCU	Walls	Lueck	Raleigh	Busby	Nieporte	Henderson	Derr	Cavanaugh	Flowers	Holton
2/21	USF	Walls	Lueck	Nieporte	Raleigh	Aplin	Busby	Daughtry	Henderson	Flowers	Karp
2/24	Samford	Walls	Lueck	Raleigh	Nieporte	Aplin	Busby	Derr	Henderson	Flowers	Sands
2/25	Samford	Walls	Lueck	Raleigh	Aplin	Nieporte	Derr	Flowers	Henderson	Truluck	Holton
2/26	Samford	Walls	Lueck	Raleigh	Aplin	Nieporte	Busby	Daughtry	Flowers	Henderson	Parrish
2/28	at Jacksonville	Walls	Lueck	Busby	Nieporte	Raleigh	Flowers	Derr	Cavanaugh	Henderson	Karp
3/3	Oakland	Walls	Lueck	Raleigh	Nieporte	Daughtry	Derr	Busby	Flowers	Henderson	Sands
3/4	Oakland	Walls	Lueck	Aplin	Nieporte	Raleigh	Derr	Busby	Daughtry	Flowers	Holton
3/5	Oakland	Walls	Lueck	Raleigh	Nieporte	Aplin	Derr	Busby	Daughtry	Flowers	Parrish
3/7	at UCF	Walls	Busby	Aplin	Nieporte	Raleigh	Derr	Daughtry	Flowers	Henderson	Karp
3/8	at UCF	Walls	Busby	Aplin	Nieporte	Raleigh	Derr	Daughtry	Flowers	Henderson	E. Voyles
3/10	Boston College	Walls	Busby	Aplin	Nieporte	Raleigh	Daughtry	Derr	Flowers	Henderson	Sands
3/11	Boston College	Walls	Busby	Aplin	Nieporte	Raleigh	Daughtry	Derr	Flowers	Henderson	Holton
3/11	Boston College	Walls	Busby	Aplin	Raleigh	Daughtry	Derr	Flowers	Wells	Henderson	Parrish
3/14	at Florida	Walls	Busby	Aplin	Raleigh	Nieporte	Daughtry	Derr	Flowers	Henderson	Karp
3/15	at FGCU	Walls	Busby	Aplin	Nieporte	Raleigh	Daughtry	Derr	Flowers	Henderson	E. Voyles
3/17	at Virginia Tech	Walls	Derr	Raleigh	Nieporte	Aplin	Busby	Daughtry	Flowers	Henderson	Sands
3/18	at Virginia Tech	Walls	Derr	Raleigh	Nieporte	Aplin	Busby	Daughtry	Flowers	Henderson	Holton
3/19	at Virginia Tech	Walls	Derr	Raleigh	Nieporte	Aplin	Busby	Daughtry	Flowers	Henderson	Parrish
3/21	Jacksonville	Walls	Daughtry	Raleigh	Nieporte	Aplin	Lueck	Busby	Derr	Flowers	Karp
3/24	at Notre Dame	Walls	Daughtry	Raleigh	Nieporte	Aplin	Busby	Lueck	Derr	Flowers	Sands
3/24	at Notre Dame	Walls	Derr	Raleigh	Nieporte	Busby	Aplin	Lueck	Flowers	Henderson	Holton
3/25	at Notre Dame	Walls	Lueck	Raleigh	Nieporte	Busby	Aplin	Derr	Daughtry	Flowers	Parrish
3/28	vs. Florida	Walls	Lueck	Raleigh	Nieporte	Aplin	Flowers	Daughtry	Derr	Henderson	Karp
3/31	UNC	Walls	Lueck	Aplin	Nieporte	Raleigh	Mendoza	Flowers	Derr	Henderson	Sands
4/1	UNC	Walls	Lueck	Raleigh	Nieporte	Aplin	Mendoza	Flowers	Daughtry	Henderson	Holton
4/2	UNC	Flowers	Lueck	Aplin	Raleigh	Nieporte	Mendoza	Daughtry	Derr	Henderson	Parrish
4/4	FGCU	Walls	Lueck	Aplin	Nieporte	Raleigh	Busby	Mendoza	Flowers	Henderson	Karp
4/5	FGCU	Walls	Lueck	Aplin	Nieporte	Raleigh	Busby	Mendoza	Flowers	Henderson	Zirzow
4/7	at NC State	Walls	Busby	Raleigh	Nieporte	Derr	Mendoza	Flowers	Truluck	Henderson	Sands
4/8	at NC State	Walls	Busby	Raleigh	Nieporte	Derr	Mendoza	Flowers	Truluck	Henderson	Holton
4/9	at NC State	Walls	Busby	Aplin	Nieporte	Raleigh	Mendoza	Derr	Flowers	Henderson	Parrish
4/11	Florida	Walls	Daughtry	Aplin	Nieporte	Mendoza	Raleigh	Petrey	Flowers	Henderson	Karp
4/15	Clemson	Walls	Busby	Lueck	Nieporte	Raleigh	Mendoza	Aplin	Flowers	Henderson	Sands
4/16	Clemson	Walls	Lueck	Aplin	Mendoza	Raleigh	Nieporte	Busby	Flowers	Henderson	Holton
4/17	Clemson	Walls	Busby	Lueck	Nieporte	Raleigh	Mendoza	Aplin	Henderson	Flowers	Parrish
4/19	Stetson	Walls	Busby	Lueck	Nieporte	Raleigh	Aplin	Mendoza	Henderson	Flowers	Zirzow
4/21	at Miami	Walls	Busby	Lueck	Nieporte	Raleigh	Aplin	Mendoza	Henderson	Flowers	Sands
4/22	at Miami	Walls	Busby	Lueck	Nieporte	Raleigh	Aplin	Mendoza	Henderson	Flowers	Holton
4/25	at Stetson	Walls	Busby	Lueck	Nieporte	Raleigh	Mendoza	Henderson	Derr	Flowers	Parrish
4/28	Virginia	Walls	Busby	Lueck	Nieporte	Raleigh	Mendoza	Derr	Henderson	Flowers	Sands
4/29	Virginia	Walls	Busby	Lueck	Nieporte	Raleigh	Mendoza	Aplin	Henderson	Flowers	Holton
4/30	Virginia	Walls	Busby	Raleigh	Nieporte	Mendoza	Aplin	Henderson	Wells	Flowers	Karp
5/5	Pacific	Walls	Busby	Aplin	Nieporte	Lueck	Mendoza	Raleigh	Holton	Henderson	Sands
5/6	Pacific	Walls	Aplin	Lueck	Nieporte	Mendoza	Raleigh	Flowers	Henderson	Truluck	Holton
5/6	Pacific	Walls	Busby	Lueck	Nieporte	Mendoza	Raleigh	Holton	Flowers	Henderson	Karp
5/7	Pacific	Walls	Busby	Lueck	Nieporte	Raleigh	Mendoza	Flowers	Derr	Henderson	Parrish
5/9	Jacksonville	Walls	Busby	Lueck	Nieporte	Mendoza	Raleigh	Holton	Flowers	Henderson	Zirzow
5/12	Wake Forest	Walls	Busby	Lueck	Nieporte	Mendoza	Raleigh	Holton	Flowers	Henderson	Sands
5/13	Wake Forest	Walls	Busby	Lueck	Nieporte	Raleigh	Mendoza	Derr	Flowers	Henderson	Holton
5/14	Wake Forest	Walls	Busby	Lueck	Nieporte	Mendoza	Raleigh	Holton	Flowers	Henderson	Parrish
5/18	at Louisville	Walls	Busby	Lueck	Nieporte	Raleigh	Holton	Mendoza	Henderson	Flowers	Sands
5/19	at Louisville	Walls	Busby	Lueck	Nieporte	Raleigh	Mendoza	Derr	Flowers	Henderson	Holton
5/24	vs. Notre Dame	Walls	Busby	Lueck	Nieporte	Raleigh	Mendoza	Holton	Flowers	Henderson	Parrish
5/26	vs. Louisville	Walls	Busby	Lueck	Nieporte	Raleigh	Mendoza	Henderson	Flowers	Wells	Holton
5/27	vs. Duke	Walls	Busby	Lueck	Nieporte	Raleigh	Mendoza	Truluck	Flowers	Wells	Sands
5/28	vs. UNC	Walls	Busby	Lueck	Nieporte	Raleigh	Mendoza	Holton	Henderson	Flowers	Karp
6/2	Tennessee Tech	Walls	Busby	Lueck	Nieporte	Raleigh	Mendoza	Holton	Henderson	Flowers	Parrish
6/3	UCF	Walls	Busby	Lueck	Nieporte	Raleigh	Mendoza	Henderson	Flowers	Wells	Holton
6/4	Tennessee Tech	Walls	Busby	Lueck	Nieporte	Raleigh	Mendoza	Henderson	Holton	Flowers	Sands
6/4	Auburn	Walls	Busby	Lueck	Nieporte	Raleigh	Mendoza	Henderson	Holton	Flowers	Karp
6/5	Auburn	Walls	Busby	Lueck	Nieporte	Raleigh	Mendoza	Henderson	Holton	Flowers	Zirzow
6/10	Sam Houston	Walls	Busby	Lueck	Nieporte	Raleigh	Mendoza	Henderson	Wells	Flowers	Holton
6/11	Sam Houston	Walls	Busby	Lueck	Nieporte	Raleigh	Mendoza	Henderson	Wells	Flowers	Parrish

## 2017 BY POSITION: GAME-BY-GAME

<i>Date</i>	<i>Opponent</i>	<i>Times (Record)</i>	<i>C</i>	<i>1B</i>	<i>2B</i>	<i>3B</i>	<i>SS</i>	<i>LF</i>	<i>CF</i>	<i>RF</i>	<i>DH</i>
2/17	VCU	1 (0-1)	Raleigh	Nieporte	Henderson	Busby	Walls	Lueck	Flowers	Aplin	Daughtry
2/18	VCU	2 (1-1)	Raleigh	Nieporte	Henderson	Busby	Walls	Lueck	Flowers	Aplin	Daughtry
2/19	VCU	1 (1-0)	Raleigh	Nieporte	Henderson	Busby	Walls	Lueck	Flowers	Derr	Cavanaugh
2/21	USF	3 (1-2)	Raleigh	Nieporte	Henderson	Busby	Walls	Lueck	Flowers	Aplin	Daughtry
2/24	Samford	1 (1-0)	Raleigh	Nieporte	Henderson	Busby	Walls	Lueck	Flowers	Derr	Aplin
2/25	Samford	1 (1-0)	Raleigh	Nieporte	Henderson	Truluck	Walls	Lueck	Flowers	Derr	Aplin
2/26	Samford	4 (2-2)	Raleigh	Nieporte	Henderson	Busby	Walls	Lueck	Flowers	Aplin	Daughtry
2/28	at Jacksonville	2 (2-0)	Raleigh	Nieporte	Henderson	Busby	Walls	Lueck	Flowers	Derr	Cavanaugh
3/3	Oakland	1 (1-0)	Raleigh	Nieporte	Henderson	Busby	Walls	Lueck	Flowers	Derr	Daughtry
3/4	Oakland	1 (1-0)	Raleigh	Nieporte	Derr	Busby	Walls	Lueck	Flowers	Aplin	Daughtry
3/5	Oakland	2 (2-0)	Raleigh	Nieporte	Derr	Busby	Walls	Lueck	Flowers	Aplin	Daughtry
3/7	at UCF	1 (1-0)	Raleigh	Nieporte	Henderson	Busby	Walls	Daughtry	Flowers	Derr	Aplin
3/8	at UCF	2 (2-0)	Raleigh	Nieporte	Henderson	Busby	Walls	Daughtry	Flowers	Derr	Aplin
3/10	Boston College	3 (2-1)	Raleigh	Nieporte	Henderson	Busby	Walls	Daughtry	Flowers	Derr	Aplin
3/11	Boston College	4 (3-1)	Raleigh	Nieporte	Henderson	Busby	Walls	Daughtry	Flowers	Derr	Aplin
3/11	Boston College	1 (1-0)	Raleigh	Busby	Henderson	Daughtry	Walls	Wells	Flowers	Aplin	Derr
3/14	at Florida	1 (0-1)	Raleigh	Busby	Henderson	Daughtry	Walls	Aplin	Flowers	Derr	Nieporte
3/15	at Florida Gulf Coast	2 (0-2)	Raleigh	Busby	Henderson	Daughtry	Walls	Aplin	Flowers	Derr	Nieporte
3/17	at Virginia Tech	3 (1-2)	Raleigh	Busby	Henderson	Daughtry	Walls	Aplin	Flowers	Derr	Nieporte
3/18	at Virginia Tech	4 (1-3)	Raleigh	Busby	Henderson	Daughtry	Walls	Aplin	Flowers	Derr	Nieporte
3/19	at Virginia Tech	5 (1-4)	Raleigh	Busby	Henderson	Daughtry	Walls	Aplin	Flowers	Derr	Nieporte
3/21	Jacksonville	1 (1-0)	Raleigh	Busby	Derr	Daughtry	Walls	Lueck	Flowers	Aplin	Nieporte
3/24	at Notre Dame	2 (2-0)	Raleigh	Busby	Derr	Daughtry	Walls	Lueck	Flowers	Aplin	Nieporte
3/24	at Notre Dame	1 (1-0)	Raleigh	Busby	Henderson	Derr	Walls	Lueck	Flowers	Aplin	Nieporte
3/25	at Notre Dame	3 (3-0)	Raleigh	Busby	Derr	Daughtry	Walls	Lueck	Flowers	Aplin	Nieporte
3/28	vs. Florida	1 (0-1)	Raleigh	Nieporte	Henderson	Daughtry	Walls	Lueck	Flowers	Aplin	Derr
3/31	North Carolina	1 (0-1)	Raleigh	Nieporte	Henderson	Mendoza	Walls	Lueck	Flowers	Aplin	Derr
4/1	North Carolina	1 (0-1)	Raleigh	Nieporte	Henderson	Mendoza	Walls	Lueck	Flowers	Aplin	Daughtry
4/2	North Carolina	1 (0-1)	Raleigh	Nieporte	Henderson	Mendoza	Daughtry	Lueck	Flowers	Aplin	Derr
4/4	FGCU	1 (1-0)	Raleigh	Mendoza	Henderson	Busby	Walls	Lueck	Flowers	Aplin	Nieporte
4/5	FGCU	2 (2-0)	Raleigh	Mendoza	Henderson	Busby	Walls	Lueck	Flowers	Aplin	Nieporte
4/7	at NC State	1 (1-0)	Raleigh	Mendoza	Henderson	Busby	Walls	Truluck	Flowers	Derr	Nieporte
4/8	at NC State	2 (1-1)	Raleigh	Mendoza	Henderson	Busby	Walls	Truluck	Flowers	Derr	Nieporte
4/9	at NC State	1 (0-1)	Raleigh	Mendoza	Henderson	Busby	Walls	Aplin	Flowers	Derr	Nieporte
4/11	Florida	1 (0-1)	Raleigh	Mendoza	Henderson	Daughtry	Walls	Aplin	Flowers	Petrey	Nieporte
4/15	Clemson	3 (2-1)	Raleigh	Mendoza	Henderson	Busby	Walls	Lueck	Flowers	Aplin	Nieporte
4/16	Clemson	4 (3-1)	Raleigh	Mendoza	Henderson	Busby	Walls	Lueck	Flowers	Aplin	Nieporte
4/17	Clemson	5 (4-1)	Raleigh	Mendoza	Henderson	Busby	Walls	Lueck	Flowers	Aplin	Nieporte
4/19	Stetson	6 (5-1)	Raleigh	Mendoza	Henderson	Busby	Walls	Lueck	Flowers	Aplin	Nieporte
4/21	at Miami	7 (6-1)	Raleigh	Mendoza	Henderson	Busby	Walls	Lueck	Flowers	Aplin	Nieporte
4/22	at Miami	8 (6-2)	Raleigh	Mendoza	Henderson	Busby	Walls	Lueck	Flowers	Aplin	Nieporte
4/25	at Stetson	1 (1-0)	Raleigh	Mendoza	Henderson	Busby	Walls	Lueck	Flowers	Derr	Nieporte
4/28	Virginia	2 (2-0)	Raleigh	Mendoza	Henderson	Busby	Walls	Lueck	Flowers	Derr	Nieporte
4/29	Virginia	9 (6-3)	Raleigh	Mendoza	Henderson	Busby	Walls	Lueck	Flowers	Aplin	Nieporte
4/30	Virginia	1 (0-1)	Raleigh	Mendoza	Henderson	Busby	Walls	Aplin	Flowers	Wells	Nieporte
5/5	Pacific	1 (1-0)	Raleigh	Mendoza	Henderson	Busby	Walls	Lueck	Holton	Aplin	Nieporte
5/6	Pacific	1 (1-0)	Raleigh	Mendoza	Henderson	Truluck	Walls	Lueck	Flowers	Aplin	Nieporte
5/6	Pacific	1 (1-0)	Raleigh	Mendoza	Henderson	Busby	Walls	Lueck	Flowers	Holton	Nieporte
5/7	Pacific	3 (3-0)	Raleigh	Mendoza	Henderson	Busby	Walls	Lueck	Flowers	Derr	Nieporte
5/9	Jacksonville	2 (2-0)	Raleigh	Mendoza	Henderson	Busby	Walls	Lueck	Flowers	Holton	Nieporte
5/12	Wake Forest	3 (2-1)	Raleigh	Mendoza	Henderson	Busby	Walls	Lueck	Flowers	Holton	Nieporte
5/13	Wake Forest	3 (3-0)	Raleigh	Mendoza	Henderson	Busby	Walls	Lueck	Flowers	Derr	Nieporte
5/14	Wake Forest	4 (2-2)	Raleigh	Mendoza	Henderson	Busby	Walls	Lueck	Flowers	Holton	Nieporte
5/18	at Louisville	5 (3-2)	Raleigh	Mendoza	Henderson	Busby	Walls	Lueck	Flowers	Holton	Nieporte
5/19	at Louisville	4 (4-0)	Raleigh	Mendoza	Henderson	Busby	Walls	Lueck	Flowers	Derr	Nieporte
5/24	vs. Notre Dame	6 (4-2)	Raleigh	Mendoza	Henderson	Busby	Walls	Lueck	Flowers	Holton	Nieporte
5/26	vs. Louisville	1 (1-0)	Raleigh	Mendoza	Henderson	Busby	Walls	Lueck	Flowers	Wells	Nieporte
5/27	vs. Duke	1 (1-0)	Raleigh	Mendoza	Truluck	Busby	Walls	Lueck	Flowers	Wells	Nieporte
5/28	vs. North Carolina	7 (5-2)	Raleigh	Mendoza	Henderson	Busby	Walls	Lueck	Flowers	Holton	Nieporte
6/2	Tennessee Tech	8 (5-3)	Raleigh	Mendoza	Henderson	Busby	Walls	Lueck	Flowers	Holton	Nieporte
6/3	UCF	2 (2-0)	Raleigh	Mendoza	Henderson	Busby	Walls	Lueck	Flowers	Wells	Nieporte
6/4	Tennessee Tech	9 (6-3)	Raleigh	Mendoza	Henderson	Busby	Walls	Lueck	Flowers	Holton	Nieporte
6/4	Auburn	10 (7-3)	Raleigh	Mendoza	Henderson	Busby	Walls	Lueck	Flowers	Holton	Nieporte
6/5	Auburn	11 (8-3)	Raleigh	Mendoza	Henderson	Busby	Walls	Lueck	Flowers	Holton	Nieporte
6/10	Sam Houston State	3 (3-0)	Raleigh	Mendoza	Henderson	Busby	Walls	Lueck	Flowers	Wells	Nieporte
6/11	Sam Houston State	4 (4-0)	Raleigh	Mendoza	Henderson	Busby	Walls	Lueck	Flowers	Wells	Nieporte

## PITCHING (STARTERS)

Date	Opp. (W-L-ND)	IP	H	R	ER	BB	K
2/17	VCU (L)	5.2	9	2	2	0	4
2/18	VCU (W)	5.2	4	2	0	2	2
2/19	VCU (W)	6.0	3	2	1	1	8
2/21	USF (ND)	7.0	3	0	0	0	9
2/24	Samford (W)	5.0	3	2	2	2	6
2/25	Samford (W)	7.0	2	0	0	3	11
2/26	Samford (W)	6.0	2	1	1	0	6
2/28	at Jacksonville (ND)	6.0	5	3	3	1	7
3/3	Oakland (ND)	3.0	7	7	3	2	2
3/4	Oakland (W)	6.0	2	0	0	0	13
3/5	Oakland (ND)	4.0	7	5	4	2	5
3/7	at UCF (ND)	4.0	2	2	2	2	6
3/8	at UCF (ND)	2.0	3	0	0	0	1
3/10	Boston College (L)	6.0	8	5	5	1	2
3/11	Boston College (W)	6.0	2	1	0	2	8
3/11	Boston College (W)	6.0	6	0	0	2	5
3/14	at Florida (L)	7.0	5	1	1	0	11
3/15	at FGCU (L)	0.1	3	3	2	1	0
3/17	at Virginia Tech (W)	5.2	3	1	1	2	7
3/18	at Virginia Tech (ND)	3.2	6	6	6	3	3
3/19	at Virginia Tech (L)	5.1	8	7	7	2	7
3/21	vs. Jacksonville (ND)	0.2	3	6	6	2	0
3/24	at Notre Dame (W)	6.0	5	1	1	2	7
3/24	at Notre Dame (ND)	6.1	5	2	2	1	7
3/25	at Notre Dame (W)	9.0	3	1	0	1	7
3/28	vs. Florida (L)	5.0	5	4	4	2	5
3/31	North Carolina (L)	6.0	7	2	2	2	6
4/1	North Carolina (ND)	7.0	0	0	0	1	8
4/2	North Carolina (ND)	4.0	7	5	2	1	4
4/4	FGCU (ND)	4.0	6	3	3	0	1
4/5	FGCU (ND)	3.0	4	2	2	0	5
4/7	at NC State (W)	6.0	7	3	3	1	3
4/8	at NC State (L)	5.1	6	4	4	1	6
4/9	at NC State (L)	3.1	8	7	7	1	3
4/11	Florida (ND)	1.2	2	4	3	2	0
4/15	Clemson (ND)	1.2	6	6	6	2	0
4/16	Clemson (W)	8.0	7	3	3	3	9
4/17	Clemson (ND)	4.1	4	3	2	1	6
4/19	Stetson (ND)	4.1	4	2	2	3	4
4/21	at Miami (ND)	4.1	5	2	2	1	7
4/22	at Miami (ND)	6.1	3	4	4	3	5
4/25	at Stetson (W)	7.0	7	5	5	1	3
4/28	Virginia (ND)	4.1	4	4	3	3	3
4/29	Virginia (L)	4.1	5	2	2	1	1
4/30	Virginia (L)	0.0	4	4	4	1	0
5/5	Pacific (ND)	6.0	4	5	5	2	7
5/6	Pacific (W)	5.1	3	4	2	2	10
5/6	Pacific (W)	7.0	6	1	1	0	8
5/7	Pacific (W)	7.2	6	3	3	2	4
5/9	Jacksonville (W)	4.0	3	1	1	3	3
5/12	Wake Forest (L)	4.1	5	4	4	2	1
5/13	Wake Forest (W)	9.0	4	0	0	0	9
5/14	Wake Forest (L)	3.0	5	6	6	4	6
5/18	at Louisville (ND)	4.0	6	7	7	2	1
5/19	at Louisville (W)	8.0	5	1	1	3	11
5/24	vs. Notre Dame (ND)	6.0	4	1	1	1	3
5/26	vs. Louisville (W)	8.0	4	2	1	1	10
5/27	vs. Duke (W)	6.2	2	0	0	0	8
5/28	vs. North Carolina (ND)	3.0	4	3	2	2	4
6/2	Tennessee Tech (ND)	7.1	2	1	1	1	12
6/3	UCF (W)	9.0	6	1	0	0	13
6/4	Tennessee Tech (ND)	4.1	5	2	2	3	6
6/4	Auburn (ND)	6.2	8	4	3	2	4
6/5	Auburn (W)	9.0	2	0	0	0	11
6/10	Sam Houston State (ND)	6.2	6	6	2	4	7
6/11	Sam Houston State (W)	5.0	2	0	0	1	9
<b>Totals</b>		<b>349.1</b>	<b>302</b>	<b>181</b>	<b>154</b>	<b>99</b>	<b>370</b>

## PITCHING (BULLPEN)

Date	Opp. (W-L-ND)	IP	H	R	ER	BB	K
2/17	VCU (ND)	3.1	3	1	1	0	3
2/18	VCU (ND)	3.1	1	1	1	1	4
2/19	VCU (ND)	3.0	3	1	1	1	2
2/21	USF (L)	2.0	1	4	3	3	2
2/24	Samford (ND)	4.0	3	1	1	1	6
2/25	Samford (ND)	2.0	3	0	0	0	2
2/26	Samford (ND)	3.0	5	3	3	2	3
2/28	at Jacksonville (W)	3.0	3	2	2	0	2
3/3	Oakland (W)	6.0	7	3	3	3	8
3/4	Oakland (ND)	3.0	3	1	1	2	3
3/5	Oakland (W)	5.0	3	1	0	1	7
3/7	at UCF (W)	5.0	0	0	0	1	6
3/8	at UCF (W)	7.0	4	0	0	1	9
3/10	Boston College (ND)	3.0	5	3	1	2	5
3/11	Boston College (ND)	3.0	0	0	0	1	4
3/11	Boston College (ND)	3.0	1	0	0	2	4
3/14	at Florida (ND)	1.0	1	0	0	0	1
3/15	at FGCU (ND)	7.2	2	2	2	7	4
3/17	at Virginia Tech (ND)	3.1	3	1	1	1	3
3/18	at Virginia Tech (L)	4.1	7	7	5	3	3
3/19	at Virginia Tech (ND)	2.2	9	10	10	5	3
3/21	vs. Jacksonville (W)	8.1	8	3	1	0	8
3/24	at Notre Dame (ND)	3.0	3	1	1	1	3
3/24	at Notre Dame (W)	6.2	4	1	1	3	9
3/25	at Notre Dame (-)	-	-	-	-	-	-
3/28	vs. Florida (ND)	4.0	1	0	0	1	4
3/31	North Carolina (ND)	3.0	1	1	1	2	3
4/1	North Carolina (L)	4.0	6	5	0	2	2
4/2	North Carolina (L)	5.0	8	4	3	0	6
4/4	FGCU (W)	5.0	5	3	2	3	7
4/5	FGCU (W)	2.0	1	0	0	1	4
4/7	at NC State (ND)	3.0	2	4	2	5	6
4/8	at NC State (ND)	2.2	1	0	0	1	2
4/9	at NC State (ND)	4.2	5	1	1	1	3
4/11	Florida (L)	7.1	8	6	6	6	6
4/15	Clemson (L)	7.1	9	6	4	6	6
4/16	Clemson (ND)	1.0	1	0	0	0	2
4/17	Clemson (W)	4.2	7	3	2	0	3
4/19	Stetson (W)	4.2	4	1	1	0	4
4/21	at Miami (W)	4.2	2	1	1	4	5
4/22	at Miami (ND)	3.0	2	1	0	0	4
4/25	at Stetson (ND)	2.0	1	0	0	0	2
4/28	Virginia (W)	4.2	3	0	0	1	2
4/29	Virginia (ND)	4.2	11	6	6	3	0
4/30	Virginia (ND)	9.0	9	3	3	4	6
5/5	Pacific (W)	3.0	6	3	3	2	3
5/6	Pacific (ND)	3.2	4	1	1	0	3
5/6	Pacific (ND)	2.0	2	2	2	0	4
5/7	Pacific (ND)	1.1	1	0	0	1	0
5/9	Jacksonville (ND)	4.0	4	1	1	5	4
5/12	Wake Forest (ND)	4.2	2	0	0	4	3
5/13	Wake Forest (-)	-	-	-	-	-	-
5/14	Wake Forest (ND)	6.0	9	4	4	2	5
5/18	at Louisville (W)	5.0	6	2	1	1	4
5/19	at Louisville (ND)	1.0	3	1	1	0	1
5/24	vs. Notre Dame (W)	6.0	10	2	2	2	6
5/26	vs. Louisville (ND)	1.0	0	0	0	0	0
5/27	vs. Duke (ND)	2.1	3	1	1	0	3
5/28	vs. North Carolina (W)	6.0	3	0	0	4	7
6/2	Tennessee Tech (L)	1.2	5	2	2	0	2
6/3	UCF (-)	-	-	-	-	-	-
6/4	Tennessee Tech (W)	4.2	6	1	1	1	9
6/4	Auburn (W)	3.1	4	3	2	1	5
6/5	Auburn (-)	-	-	-	-	-	-
6/10	Sam Houston State (W)	2.1	1	0	0	0	2
6/11	Sam Houston State (ND)	4.0	2	0	0	0	6
<b>Totals</b>		<b>244.0</b>	<b>240</b>	<b>114</b>	<b>91</b>	<b>104</b>	<b>248</b>

# SEASON & CAREER HIGHS

## 1 • TYLER DAUGHTRY

### DAUGHTRY SEASON & CAREER HIGHS

At-Bats	5 (three times), last vs. North Carolina (4/1/17)
Runs	3 (two times), last vs. Oakland (3/5/17)
Hits	3 (two times), last vs. Boston College (3/11/17)
RBI	3 (two times), last at Notre Dame (3/24/17)
Walks	4 (two times), last vs. Boston College (3/11/17)
Hit by Pitch	1 (two times), last vs. North Carolina (3/31/17)
Stolen Bases	1 (three times), last vs. Oakland (3/5/17)

## 2 • JACKSON LUECK

### LUECK SEASON HIGHS

At-Bats	6 (two times), last vs. Oakland (3/5/17)
Runs	3 vs. Sam Houston State - NCAA (6/11/17)
Hits	4 vs. Sam Houston State - NCAA (6/10/17)
RBI	5 vs. Samford (2/26/17)
Walks	3 (two times), last vs. Sam Houston State - NCAA (6/11/17)
Hit by Pitch	2 vs. Oakland (3/4/17)
Stolen Bases	1 (six times), last vs. Tennessee Tech - NCAA (6/2/17)

### LUECK CAREER HIGHS

At-Bats	6 (three times), last vs. Oakland (3/5/17)
Runs	3 vs. Sam Houston State - NCAA (6/11/17)
Hits	4 vs. Sam Houston State - NCAA (6/10/17)
RBI	5 (two times), last vs. Samford (2/26/17)
Walks	3 (three times), last vs. Sam Houston State - NCAA (6/11/17)
Hit by Pitch	2 vs. Oakland (3/4/17)
Stolen Bases	1 (eight times), last vs. Tennessee Tech - NCAA (6/2/17)

## 3 • NICK DERR

### DERR SEASON & CAREER HIGHS

At-Bats	5 (two times), last at Notre Dame (3/24/17)
Runs	3 (three times), last vs. NC State (4/7/17)
Hits	3 (two times), last vs. Samford (2/24/17)
RBI	3 at Stetson (4/25/17)
Walks	3 vs. Boston College (3/11/17)
Hit by Pitch	3 vs. Boston College (3/11/17)
Stolen Bases	2 at UCF (3/7/17)

## 7 • STEVEN WELLS

### WELLS SEASON HIGHS - BATTING

At-Bats	4 (four times), last vs. Sam Houston State - NCAA (6/10/17)
Runs	2 (two times), last vs. Sam Houston State - NCAA (6/11/17)
Hits	2 vs. Auburn - NCAA (6/5/17)
RBI	2 vs. Jacksonville (5/9/17)
Walks	1 (six times), last vs. Sam Houston State - NCAA (6/11/17)
Hit by Pitch	1 (two times), last vs. Sam Houston State - NCAA (6/11/17)
Stolen Bases	—

### WELLS SEASON HIGHS - PITCHING

Innings Pitched	1.0 (two times), last at Virginia Tech (3/17/17)
Hits Allowed	2 (two times), last vs. Boston College (3/10/17)
Runs Allowed	2 vs. Boston College (3/10/17)
Earned Runs Allowed	1 vs. VCU (2/17/17)
Walks Allowed	1 vs. Boston College (3/10/17)
Strikeouts	1 (three times), last at Virginia Tech (3/19/17)

### WELLS CAREER HIGHS - BATTING

At-Bats	6 vs. Notre Dame (4/23/16)
Runs	2 (10 times), last vs. Sam Houston State - NCAA (6/11/17)
Hits	3 (four times), last vs. Georgia Tech - ACC Tournament (5/26/16)
RBI	5 at Wake Forest (4/16/16)
Walks	3 vs. College of Charleston (2/27/16)
Hit by Pitch	1 (three times), last vs. Sam Houston State - NCAA (6/11/17)
Stolen Bases	1 (two times), last vs. Miami (5/21/16)

### WELLS CAREER HIGHS - PITCHING

Innings Pitched	1.0 (three times), last at Virginia Tech (3/17/17)
Hits Allowed	2 (two times), last vs. Boston College (3/10/17)
Runs Allowed	2 vs. Boston College (3/10/17)
Earned Runs Allowed	1 vs. VCU (2/17/17)
Walks Allowed	1 vs. Boston College (3/10/17)
Strikeouts	2 at Miami (4/26/15)

## 8 • J.C. FLOWERS

### FLOWERS SEASON & CAREER HIGHS

At-Bats	5 (five times), last vs. Notre Dame - ACC T (5/24/17)
Runs	3 (two times), last vs. Pacific (5/6/17)
Hits	4 at Notre Dame (3/24/17)
RBI	3 (three times), last vs. Pacific (5/6/17)
Walks	3 vs. Oakland (3/3/17)
Hit by Pitch	2 at Notre Dame (3/24/17)
Stolen Bases	1 (seven times), last vs. Jacksonville (5/9/17)

## 10 • TAYLOR WALLS

### WALLS SEASON HIGHS

At-Bats	6 (six times), last vs. Notre Dame - ACC T (5/24/17)
Runs	5 vs. Sam Houston State - NCAA (6/11/17)
Hits	4 vs. Jacksonville (3/21/17)
RBI	4 vs. Sam Houston State - NCAA (6/11/17)
Walks	4 (three times), last vs. Sam Houston State - NCAA (6/11/17)
Hit by Pitch	1 vs. Boston College (3/11/17)
Stolen Bases	2 vs. Pacific (5/7/17)

### WALLS CAREER HIGHS

At-Bats	6 (11 times), last vs. Notre Dame - ACC T (5/24/17)
Runs	5 vs. Sam Houston State - NCAA (6/11/17)
Hits	4 (three times), last vs. Jacksonville (3/21/17)
RBI	4 (three times), last vs. Sam Houston State - NCAA (6/11/17)
Walks	4 (four times), last vs. Sam Houston State - NCAA (6/11/17)
Hit by Pitch	1 (eight times), last vs. Boston College (3/11/17)
Stolen Bases	3 vs. Villanova (3/2/16)

## 12 • BRANDON REITZ

### REITZ SEASON & CAREER HIGHS

Innings Pitched	1.0 (three times), last vs. Boston College (3/11/17)
Hits Allowed	2 vs. Oakland (3/4/17)
Runs Allowed	1 (two times), last vs. Oakland (3/4/17)
Earned Runs Allowed	1 (two times), last vs. Boston College (3/4/17)
Walks Allowed	1 (two times), last vs. Oakland (3/4/17)
Strikeouts	2 vs. Samford (2/24/17)

## 14 • TYLER HOLTON

### HOLTON SEASON HIGHS - PITCHING

Innings Pitched	9.0 (two times), last vs. UCF - NCAA (6/3/17)
Hits Allowed	6 (two times), last at NC State (4/8/17)
Runs Allowed	6 (two times), last vs. Sam Houston State - NCAA (6/10/17)
Earned Runs Allowed	6 at Virginia Tech (3/18/17)
Walks Allowed	4 vs. Sam Houston State - NCAA (6/10/17)
Strikeouts	13 (two times), last vs. UCF - NCAA (6/3/17)

### HOLTON SEASON HIGHS - BATTING

At-Bats	5 at Louisville (5/18/17)
Runs	3 vs. Wake Forest (5/14/17)
Hits	2 (three times), last vs. Wake Forest (5/14/17)
RBI	3 vs. Pacific (5/5/17)
Walks	2 vs. Jacksonville (5/9/17)
Hit by Pitch	—
Stolen Bases	—

### HOLTON CAREER HIGHS - PITCHING

Innings Pitched	9.0 (two times), last vs. UCF - NCAA (6/3/17)
Hits Allowed	9 vs. Jacksonville (3/1/16)
Runs Allowed	6 (three times), last vs. Sam Houston State - NCAA (6/10/17)
Earned Runs Allowed	6 at Virginia Tech (3/18/17)
Walks Allowed	4 vs. Sam Houston State - NCAA (6/10/17)
Strikeouts	13 (two times), last vs. UCF - NCAA (6/3/17)

### HOLTON CAREER HIGHS - BATTING

At-Bats	5 at Louisville (5/18/17)
Runs	3 vs. Wake Forest (5/14/17)
Hits	2 (three times), last vs. Wake Forest (5/14/17)
RBI	3 vs. Pacific (5/5/17)
Walks	2 vs. Jacksonville (5/9/17)
Hit by Pitch	2 vs. Rhode Island (2/21/16)
Stolen Bases	—

## 15 • HANK TRULUCK

### TRULUCK SEASON HIGHS

At-Bats	4 vs. Pacific (5/6/17)
Runs	1 (eight times), last vs. Auburn - NCAA (6/5/17)
Hits	1 (six times), last vs. Duke - ACC T (5/27/17)
RBI	1 (two times), last vs. Pacific (5/6/17)
Walks	1 (four times), last vs. North Carolina - ACC T (5/28/17)
Hit by Pitch	2 (two times), last vs. Pacific (5/6/17)
Stolen Bases	1 vs. Duke - ACC T (5/27/17)

### TRULUCK CAREER HIGHS

At-Bats	4 (seven times), last vs. Pacific (5/6/17)
Runs	2 (five times), last at USF (3/8/16)
Hits	2 (six times), last vs. Bowling Green State (5/7/16)
RBI	4 vs. USF (3/3/15)
Walks	4 at Virginia (3/22/15)
Hit by Pitch	2 (three times), last vs. Pacific (5/6/17)
Stolen Bases	1 (six times), last vs. Duke - ACC T (5/27/17)

## 17 • CLAYTON KWIATKOWSKI

### KWIATKOWSKI SEASON & CAREER HIGHS

Innings Pitched	3.2 vs. Stetson (4/19/17)
Hits Allowed	3 (two times), last vs. Stetson (4/19/17)
Runs Allowed	3 vs. Clemson (4/15/17)
Earned Runs Allowed	3 vs. Clemson (4/15/17)
Walks Allowed	4 vs. Jacksonville (5/9/17)
Strikeouts	3 (three times), last vs. Stetson (4/19/17)

## 18 • ED VOYLES

### E. VOYLES SEASON HIGHS

Innings Pitched	3.0 vs. Pacific (5/6/17)
Hits Allowed	4 vs. Oakland (3/3/17)
Runs Allowed	3 (two times), last at Florida Gulf Coast (3/15/17)
Earned Runs Allowed	3 vs. Oakland (3/3/17)
Walks Allowed	1 at Florida Gulf Coast (3/15/17)
Strikeouts	3 vs. Pacific (5/6/17)

### E. VOYLES CAREER HIGHS

Innings Pitched	4.0 (two times), last at Wake Forest (4/17/16)
Hits Allowed	5 (four times), last at Duke (5/15/16)
Runs Allowed	6 vs. Clemson - ACC Tournament (5/29/16)
Earned Runs Allowed	3 (three times), last vs. Oakland (3/3/17)
Walks Allowed	2 (five times), last vs. Clemson - ACC Tournament (5/29/16)
Strikeouts	6 vs. Villanova (3/2/16)

## 19 • ANDREW KARP

### KARP SEASON HIGHS

Innings Pitched	7.0 (three times), last vs. Pacific (5/6/17)
Hits Allowed	8 vs. Auburn - NCAA (6/4/17)
Runs Allowed	6 vs. Jacksonville (3/21/17)
Earned Runs Allowed	6 vs. Jacksonville (3/21/17)
Walks Allowed	3 vs. Wake Forest (5/12/17)
Strikeouts	11 at Florida (3/14/17)

### KARP CAREER HIGHS

Innings Pitched	7.0 (three times), last vs. Pacific (5/6/17)
Hits Allowed	8 vs. Auburn - NCAA (6/4/17)
Runs Allowed	6 vs. Jacksonville (3/21/17)
Earned Runs Allowed	6 vs. Jacksonville (3/21/17)
Walks Allowed	3 (two times), last vs. Wake Forest (5/12/17)
Strikeouts	11 at Florida (3/14/17)

## 20 • KYLE CAVANAUGH

### CAVANAUGH SEASON & CAREER HIGHS

At-Bats	2 (four times), last vs. Jacksonville (5/9/17)
Runs	1 (three times), last vs. Sam Houston State - NCAA (6/11/17)
Hits	2 vs. Samford (2/24/17)
RBI	1 vs. Sam Houston State - NCAA (6/11/17)
Walks	1 (two times), last vs. Boston College (3/11/17)
Hit by Pitch	1 at Virginia Tech (3/7/17)
Stolen Bases	—

## SEASON &amp; CAREER HIGHS

## 22 • DREW MENDOZA

## MENDOZA SEASON &amp; CAREER HIGHS

At-Bats	5 (three times), last at Louisville (5/18/17)
Runs	3 (two times), last vs. Jacksonville (5/9/17)
Hits	3 at NC State (4/7/17)
RBI	6 vs. Jacksonville (5/9/17)
Walks	3 vs. Pacific (5/6/17)
Hit by Pitch	1 (four times), last vs. Pacific (5/6/17)
Stolen Bases	1 (three times), last vs. Stetson (4/19/17)

## 23 • RYAN MEJIA

## MEJIA SEASON &amp; CAREER HIGHS

At-Bats	2 vs. Jacksonville (5/9/17)
Runs	1 vs. Jacksonville (5/9/17)
Hits	1 (three times), last vs. Jacksonville (5/9/17)
RBI	2 vs. Boston College (3/11/17)
Walks	1 vs. Samford (2/24/17)
Hit by Pitch	–
Stolen Bases	–

## 24 • MATT HENDERSON

## HENDERSON SEASON HIGHS

At-Bats	5 (two times), last vs. Sam Houston State - NCAA (6/11/17)
Runs	2 (seven times), last vs. Tennessee Tech - NCAA (6/4/17)
Hits	3 vs. Clemson (4/15/17)
RBI	4 vs. Clemson (4/15/17)
Walks	3 (four times), last at Stetson (4/25/17)
Hit by Pitch	2 vs. Sam Houston State - NCAA (6/11/17)
Stolen Bases	2 vs. Pacific (5/7/17)

## HENDERSON CAREER HIGHS

At-Bats	5 (three times), last at Louisville (5/18/17)
Runs	3 (four times), last vs. South Alabama - NCAA Tournament (6/5/16)
Hits	4 vs. Louisville (4/8/16)
RBI	4 vs. Clemson (4/15/17)
Walks	3 (seven times), last at Stetson (4/25/17)
Hit by Pitch	2 (two times), last vs. Sam Houston State - NCAA (6/11/17)
Stolen Bases	2 (two times), last vs. Pacific (5/7/17)

## 25 • RONNIE RAMIREZ

## RAMIREZ CAREER HIGHS

Innings Pitched	1.1 vs. St. John's (3/4/16)
Hits Allowed	4 vs. Georgia Tech (3/12/16)
Runs Allowed	4 vs. Georgia Tech (3/12/16)
Earned Runs Allowed	3 vs. Georgia Tech (3/12/16)
Walks Allowed	1 vs. Georgia Tech (3/12/16)
Strikeouts	1 (two times), last vs. Georgia Tech (3/12/16)

## 26 • COLE SANDS

## SANDS SEASON HIGHS

Innings Pitched	6.2 vs. Duke - ACC T (5/27/17)
Hits Allowed	8 vs. Boston College (3/10/17)
Runs Allowed	7 (two times), last at Louisville (5/18/17)
Earned Runs Allowed	7 at Louisville (5/18/17)
Walks Allowed	3 (two times), last vs. Tennessee Tech - NCAA (6/4/17)
Strikeouts	8 vs. Duke - ACC T (5/27/17)

## SANDS CAREER HIGHS

Innings Pitched	6.2 vs. Duke - ACC T (5/27/17)
Hits Allowed	8 (two times), last vs. Boston College (3/10/17)
Runs Allowed	7 (two times), last at Louisville (5/18/17)
Earned Runs Allowed	7 at Louisville (5/18/17)
Walks Allowed	5 at Pittsburgh (3/20/16)
Strikeouts	8 vs. Duke - ACC T (5/27/17)

## 28 • DYLAN BUSBY

## BUSBY SEASON HIGHS

At-Bats	7 at Notre Dame (3/24/17)
Runs	4 vs. Oakland (3/5/17)
Hits	4 at Louisville (5/18/17)
RBI	4 (four times), last vs. Auburn - NCAA (6/4/17)
Walks	2 (two times), last vs. Jacksonville (5/9/17)
Hit by Pitch	1 (13 times), last vs. Sam Houston State - NCAA (6/11/17)
Stolen Bases	2 vs. Samford (2/26/17)

## BUSBY CAREER HIGHS

At-Bats	8 at Miami (4/24/15)
Runs	4 vs. Oakland (3/5/17)
Hits	4 (two times), last at Louisville (5/18/17)
RBI	5 (two times), last vs. Alabama State (6/3/16)
Walks	4 vs. Villanova (3/2/16)
Hit by Pitch	2 (two times), last vs. Coastal Carolina (5/3/17)
Stolen Bases	2 (four times), last vs. Samford (2/26/17)

## 29 • QUINCY NIEPORTE

## NIEPORTE SEASON HIGHS

At-Bats	5 (12 times), last vs. Tennessee Tech - NCAA (6/4/17)
Runs	3 vs. Samford (2/24/17)
Hits	5 vs. Wake Forest (5/14/17)
RBI	6 at Virginia Tech (3/18/17)
Walks	2 (three times), last at Florida Gulf Coast (3/15/17)
Hit by Pitch	2 (two times), last vs. Sam Houston State - NCAA (6/11/17)
Stolen Bases	–

## NIEPORTE CAREER HIGHS

At-Bats	6 (two times), last vs. Notre Dame (4/23/16)
Runs	3 (four times), last vs. Samford (2/24/17)
Hits	5 vs. Wake Forest (5/14/17)
RBI	7 vs. UCF (3/11/15)
Walks	2 (four times), last at Florida Gulf Coast (3/15/17)
Hit by Pitch	2 (three times), last vs. Sam Houston State - NCAA (6/11/17)
Stolen Bases	1 (three times), last at Pittsburgh (3/19/16)

## 30 • WILL ZIRZOW

## ZIRZOW SEASON HIGHS

Innings Pitched	9.0 vs. Auburn - NCAA (6/5/17)
Hits Allowed	4 (three times), last vs. Stetson (4/19/17)
Runs Allowed	4 at Virginia Tech (3/18/17)
Earned Runs Allowed	2 (five times), last vs. Stetson (4/19/17)
Walks Allowed	3 (three times), last vs. Jacksonville (5/9/17)
Strikeouts	11 vs. Auburn - NCAA (6/5/17)

## ZIRZOW CAREER HIGHS

Innings Pitched	9.0 vs. Auburn - NCAA (6/5/17)
Hits Allowed	4 (four times), last vs. Stetson (4/19/17)
Runs Allowed	4 (two times), last at Virginia Tech (3/18/17)
Earned Runs Allowed	4 at NC State (4/4/15)
Walks Allowed	3 (three times), last vs. Jacksonville (5/9/17)
Strikeouts	11 vs. Auburn - NCAA (6/5/17)

## 31 • ALEC BYRD

## BYRD SEASON HIGHS

Innings Pitched	3.0 vs. Clemson (4/17/17)
Hits Allowed	5 (two times), last at Virginia Tech (3/19/17)
Runs Allowed	6 at Virginia Tech (3/19/17)
Earned Runs Allowed	6 at Virginia Tech (3/19/17)
Walks Allowed	3 at Florida Gulf Coast (3/15/17)
Strikeouts	5 vs. Tennessee Tech - NCAA (6/4/17)

## BYRD CAREER HIGHS

Innings Pitched	5.2 vs. USF (3/4/15)
Hits Allowed	6 vs. UCF (3/10/15)
Runs Allowed	6 (two times), last at Virginia Tech (3/19/17)
Earned Runs Allowed	6 (two times), last at Virginia Tech (3/19/17)
Walks Allowed	3 (three times), last at Florida Gulf Coast (3/15/17)
Strikeouts	8 vs. UNC Wilmington (2/27/15)

## 32 • GRANT STEWART

## STEWART SEASON &amp; CAREER HIGHS

Innings Pitched	2.0 (two times), last at NC State (4/9/17)
Hits Allowed	3 (two times), last vs. Virginia (4/29/17)
Runs Allowed	2 at Virginia Tech (3/19/17)
Earned Runs Allowed	2 at Virginia Tech (3/19/17)
Walks Allowed	1 (seven times), last vs. Virginia (4/29/17)
Strikeouts	4 vs. Florida Gulf Coast (4/5/17)

## 33 • CHASE HANEY

## HANEY SEASON HIGHS

Innings Pitched	2.1 vs. North Carolina (4/2/17)
Hits Allowed	4 (two times), last vs. Florida (4/11/17)
Runs Allowed	4 vs. Florida (4/11/17)
Earned Runs Allowed	4 vs. Florida (4/11/17)
Walks Allowed	1 (eight times), last vs. Jacksonville (5/3/17)
Strikeouts	3 at Notre Dame (3/24/17)

## HANEY CAREER HIGHS

Innings Pitched	3.2 vs. Georgia Tech (3/12/16)
Hits Allowed	4 (four times), last vs. Florida (4/11/17)
Runs Allowed	4 vs. Florida (4/11/17)
Earned Runs Allowed	4 vs. Florida (4/11/17)
Walks Allowed	3 (two times), last at USF (3/8/16)
Strikeouts	4 at USF (3/8/16)

## 35 • CAL RALEIGH

## RALEIGH SEASON HIGHS

At-Bats	7 at Notre Dame (3/24/17)
Runs	3 (four times), last vs. Pacific (5/6/17)
Hits	3 (three times), last vs. Pacific (5/6/17)
RBI	2 (eight times), last vs. Sam Houston State - NCAA (6/11/17)
Walks	3 at Stetson (4/25/17)
Hit by Pitch	1 (three times), last vs. Jacksonville (5/9/17)
Stolen Bases	1 vs. Oakland (3/5/17)

## RALEIGH CAREER HIGHS

At-Bats	7 at Notre Dame (3/24/17)
Runs	3 (five times), last vs. Pacific (5/6/17)
Hits	3 (six times), last vs. Pacific (5/6/17)
RBI	4 at Pittsburgh (3/19/16)
Walks	3 at Florida - NCAA Tournament (6/1/16)
Hit by Pitch	1 (seven times), last vs. Jacksonville (5/9/17)
Stolen Bases	1 (two times), last vs. Oakland (3/5/17)

## 38 • RHETT APLIN

## APLIN SEASON &amp; CAREER HIGHS

At-Bats	5 (eight times), last vs. Clemson (4/15/17)
Runs	4 vs. Samford (2/24/17)
Hits	4 vs. Samford (2/24/17)
RBI	4 vs. Samford (2/24/17)
Walks	2 (six times), last vs. Virginia (4/29/17)
Hit by Pitch	1 (five times), last vs. Stetson (4/19/17)
Stolen Bases	2 at Florida Gulf Coast (3/15/17)

## 42 • JIM VOYLES

## J. VOYLES SEASON HIGHS

Innings Pitched	3.1 vs. Jacksonville (3/21/17)
Hits Allowed	4 vs. Jacksonville (3/21/17)
Runs Allowed	4 (two times), last vs. Virginia (4/29/17)
Earned Runs Allowed	4 vs. Virginia (4/29/17)
Walks Allowed	3 at NC State (4/7/17)
Strikeouts	5 vs. Oakland (3/5/17)

## J. VOYLES CAREER HIGHS

Innings Pitched	5.0 vs. UCF (3/22/16)
Hits Allowed	6 vs. Florida Gulf Coast (4/8/15)
Runs Allowed	7 vs. Clemson - ACC Tournament (5/29/16)
Earned Runs Allowed	7 vs. Clemson - ACC Tournament (5/29/16)
Walks Allowed	3 (four times), last at NC State (4/7/17)
Strikeouts	6 at Pittsburgh (3/19/16)

# SEASON & CAREER HIGHS

## 43 • DREW PARRISH

### PARRISH SEASON & CAREER HIGHS

Innings Pitched	9.0 at Notre Dame (3/25/17)
Hits Allowed	8 (two times), last at NC State (4/9/17)
Runs Allowed	7 (two times), last at NC State (4/9/17)
Earned Runs Allowed	7 (two times), last at NC State (4/9/17)
Walks Allowed	4 vs. Wake Forest (5/14/17)
Strikeouts	12 vs. Tennessee Tech - NCAA (6/2/17)

## 46 • DREW CARLTON

### CARLTON SEASON HIGHS

Innings Pitched	5.2 vs. VCU (2/17/17)
Hits Allowed	9 vs. VCU (2/17/17)
Runs Allowed	5 vs. North Carolina (4/1/17)
Earned Runs Allowed	2 (six times), last vs. Tennessee Tech - NCAA (6/2/17)
Walks Allowed	2 (three times), last vs. Notre Dame - ACC T (5/24/17)
Strikeouts	7 at Notre Dame (3/24/17)

### CARLTON CAREER HIGHS

Innings Pitched	9.0 at Florida - NCAA Tournament (6/11/16)
Hits Allowed	11 at Wake Forest (4/16/16)
Runs Allowed	8 at Wake Forest (4/16/16)
Earned Runs Allowed	7 (three times), last at Wake Forest (4/16/16)
Walks Allowed	4 at Clemson (5/1/16)
Strikeouts	9 (three times), last vs. Bowling Green State (5/7/16)

## 53 • BRYAN BUSSEY

### BUSSEY SEASON HIGHS

At-Bats	2 (two times), last vs. Pacific (5/6/17)
Runs	1 (four times), last vs. Jacksonville (5/9/17)
Hits	1 (four times), last vs. Sam Houston State - NCAA (6/11/17)
RBI	1 vs. Oakland (3/5/17)
Walks	1 (two times), last vs. Jacksonville (5/9/17)
Hit by Pitch	1 (two times), last vs. Sam Houston State - NCAA (6/11/17)
Stolen Bases	—

### BUSSEY CAREER HIGHS

At-Bats	3 (two times), last vs. Villanova (3/2/16)
Runs	1 (six times), last vs. Jacksonville (5/9/17)
Hits	1 (eight times), last vs. Sam Houston State - NCAA (6/11/17)
RBI	2 vs. Villanova (3/2/16)
Walks	1 (three times), last vs. Jacksonville (5/9/17)
Hit by Pitch	1 (four times), last vs. Sam Houston State - NCAA (6/11/17)
Stolen Bases	—

## FSU SEASON STATS

**2017 Florida State Baseball**  
**Overall Statistics for Florida State (as of Jun 11, 2017)**  
**(All games Sorted by Batting avg)**



Record: 45-21 Home: 26-13 Away: 14-7 Neutral: 5-1 ACC: 14-14

Player	avg	gp-gs	ab	r	h	2b	3b	hr	rbi	tb	slg%	bb	hp	so	gdp	ob%	sf	sh	sb-att	po	a	e	fld%
2 LUECK, Jackson	.327	53-51	199	40	65	10	1	9	54	104	.523	26	6	48	5	.415	3	1	6-8	71	2	0	1.000
28 BUSBY, Dylan	.315	60-59	235	55	74	20	2	14	62	140	.596	23	13	59	4	.401	3	3	9-12	108	100	11	.950
29 NIEPORTE, Quincy	.305	65-65	246	40	75	20	0	10	78	125	.508	23	10	35	1	.378	7	2	0-0	150	9	3	.981
10 WALLS, Taylor	.276	65-65	250	78	69	8	3	8	47	107	.428	63	1	43	5	.421	2	2	10-12	98	166	14	.950
24 HENDERSON, Matt	.265	65-60	170	35	45	7	0	0	21	52	.306	43	13	41	4	.441	3	8	8-10	90	125	8	.964
8 FLOWERS, JC	.239	65-65	209	44	50	4	2	2	32	64	.306	29	11	56	7	.357	3	10	7-7	145	3	1	.993
35 RALEIGH, Cal	.226	66-66	252	49	57	15	1	8	37	98	.389	38	3	38	8	.331	3	0	1-1	568	66	10	.984
-----																							
30 ZIRZOW, Will	1.000	1-0	1	0	1	0	0	0	0	1	1.000	0	0	0	0	1.000	0	0	0-0	4	10	1	.933
23 MEJIA, Ryan	.333	10-0	9	1	3	0	0	0	4	3	.333	1	0	0	0	.400	0	0	0-0	2	0	0	1.000
38 APLIN, Rhett	.322	46-40	143	34	46	9	1	6	24	75	.524	24	5	30	3	.431	2	3	4-6	49	4	0	1.000
14 HOLTON, Tyler	.268	15-12	41	8	11	0	0	2	9	17	.415	4	0	13	0	.326	1	0	0-0	23	23	3	.939
53 BUSSEY, Bryan	.267	21-0	15	4	4	1	0	0	1	5	.333	2	2	0	0	.400	1	0	0-0	32	5	0	1.000
22 MENDOZA, Drew	.263	40-40	137	30	36	9	0	8	31	69	.504	28	4	45	4	.395	3	2	3-4	306	18	8	.976
7 WELLS, Steven	.233	32-7	43	7	10	1	0	1	6	14	.326	6	2	12	0	.353	0	0	0-1	31	4	0	1.000
15 TRULUCK, Hank	.231	40-5	26	8	6	2	0	1	2	11	.423	4	5	11	1	.429	0	1	1-3	8	8	0	1.000
3 DERR, Nick	.227	49-32	119	31	27	2	1	1	17	34	.286	29	9	37	1	.404	4	1	6-6	32	18	5	.909
1 DAUGHTRY, Tyler	.209	32-24	86	19	18	6	0	1	13	27	.314	29	2	23	2	.412	2	0	3-3	19	30	4	.925
20 CAVANAUGH, Kyle	.200	17-2	20	3	4	0	0	1	1	7	.350	2	1	8	0	.304	0	0	0-0	20	2	0	1.000
13 PETREY, Donovan	.158	22-1	19	2	3	0	0	0	4	3	.158	6	1	4	1	.385	0	0	0-0	7	0	2	.778
17 KWIATKOWSKI, Clayton	.000	1-0	1	0	0	0	0	0	0	0	.000	0	0	0	0	.000	0	0	0-0	1	2	1	.750
46 CARLTON, Drew	.000	1-0	1	0	0	0	0	0	0	0	.000	0	0	0	0	.000	0	0	0-0	4	6	0	1.000
Totals	.272	66	2222	488	604	114	11	72	443	956	.430	380	88	503	46	.393	37	33	58-73	1780	644	72	.971
Opponents	.241	66	2246	295	542	119	7	42	274	801	.357	203	64	618	34	.320	19	37	33-48	1725	571	82	.966

LOB - Team (547), Opp (496). DPs turned - Team (41), Opp (53). TPs turned - Team (0), Opp (1). CI - Team (2), RALEIGH, C 2.

**(All games Sorted by Earned run avg)**

Player	era	w-l	app	gs	cg	sho	sv	ip	h	r	er	bb	so	2b	3b	hr	b/avg	wp	hp	bks	sfa	sha
14 HOLTON, Tyler	2.25	10-2	17	17	2	1/1	0	112.0	69	38	28	29	139	10	0	7	.171	7	10	0	0	9
43 PARRISH, Drew	4.40	6-3	18	14	1	0/2	0	86.0	76	48	42	26	89	12	1	7	.234	3	8	0	4	4
26 SANDS, Cole	5.05	6-3	17	16	0	0/1	0	82.0	83	53	46	29	72	22	0	8	.265	3	9	2	1	2
-----																						
46 CARLTON, Drew	1.98	5-4	33	1	0	0/2	6	59.0	62	20	13	13	55	12	1	4	.266	2	9	0	4	3
17 KWIATKOWSKI, Clayton	2.45	1-0	18	0	0	0/0	0	22.0	17	6	6	12	22	6	2	1	.218	2	2	1	2	0
30 ZIRZOW, Will	2.60	3-1	19	4	1	1/1	0	45.0	31	17	13	19	52	7	1	1	.191	10	7	0	0	5
7 WELLS, Steven	2.70	0-0	6	0	0	0/0	0	3.1	8	3	1	1	3	2	0	0	.471	1	1	0	1	1
31 BYRD, Alec	4.31	4-2	33	0	0	0/1	1	31.1	31	18	15	18	35	5	0	2	.256	3	3	0	0	2
33 HANEY, Chase	4.35	2-2	32	0	0	0/1	0	31.0	31	15	15	8	25	8	0	1	.267	1	4	1	4	1
42 VOYLES, Jim	4.46	4-0	26	0	0	0/2	0	36.1	40	23	18	21	39	11	1	3	.272	6	1	0	1	0
19 KARP, Andrew	4.87	2-3	17	12	0	0/1	0	61.0	62	36	33	17	63	12	0	6	.266	3	6	0	1	5
32 STEWART, Grant	4.91	1-0	10	0	0	0/0	0	11.0	13	6	6	7	14	5	0	1	.317	2	3	0	0	2
12 REITZ, Brandon	6.00	0-0	3	0	0	0/0	0	3.0	3	2	2	2	3	0	0	1	.250	2	0	0	0	0
18 VOYLES, Ed	6.10	1-1	8	2	0	0/2	1	10.1	16	10	7	1	7	7	1	0	.364	0	1	0	1	3
Totals	3.72	45-21	66	66	4	6/4	8	593.1	542	295	245	203	618	119	7	42	.241	45	64	4	19	37
Opponents	6.70	21-45	66	66	1	4/4	14	575.0	604	488	428	380	503	114	11	72	.272	43	88	5	37	33

PB - Team (12), RALEIGH, C 11, BUSSEY, B 1, Opp (24). Pickoffs - Team (6), RALEIGH, C 5, HOLTON, T 1, Opp (9).

**2017 Florida State Baseball**  
**Conference statistics for Florida State (as of May 28, 2017)**  
**(ACC games only Sorted by Batting avg)**



Record: 14-14 Home: 6-9 Away: 8-5 ACC: 14-14

Player	avg	gp-gs	ab	r	h	2b	3b	hr	rbi	tb	slg%	bb	hp	so	gdp	ob%	sf	sh	sb-att	po	a	e	fld%
29 NIEPORTE, Quincy	.321	27-27	106	16	34	11	0	5	37	60	.566	8	2	11	0	.367	4	0	0-0	37	2	1	.975
38 APLIN, Rhett	.316	23-20	76	16	24	2	1	4	11	40	.526	14	0	19	2	.418	1	2	1-3	28	3	0	1.000
28 BUSBY, Dylan	.301	25-25	103	16	31	7	0	8	31	62	.602	5	2	29	2	.339	2	1	0-1	63	36	3	.971
8 FLOWERS, JC	.250	28-28	92	19	23	3	2	1	9	33	.359	15	5	25	4	.384	0	1	3-3	69	1	0	1.000
10 WALLS, Taylor	.233	27-27	103	27	24	1	2	3	19	38	.369	22	1	20	3	.370	1	1	3-4	36	85	4	.968
24 HENDERSON, Matt	.224	28-26	67	14	15	2	0	0	10	17	.254	18	5	16	0	.413	2	5	2-2	40	55	7	.931
35 RALEIGH, Cal	.209	28-28	110	19	23	8	0	4	14	43	.391	14	1	14	3	.302	1	0	0-0	222	33	2	.992
-----																							
14 HOLTON, Tyler	.357	4-3	14	4	5	0	0	1	3	8	.571	1	0	4	0	.400	0	0	0-0	6	11	0	1.000
23 MEJIA, Ryan	.333	3-0	3	0	1	0	0	0	2	1	.333	0	0	0	0	.333	0	0	0-0	1	0	0	1.000
22 MENDOZA, Drew	.254	19-19	67	12	17	4	0	3	13	30	.448	10	2	25	2	.358	2	1	1-2	157	11	6	.966
2 LUECK, Jackson	.254	19-18	71	14	18	3	0	5	14	36	.507	7	2	18	3	.333	1	0	0-0	33	2	0	1.000
1 DAUGHTRY, Tyler	.216	14-10	37	6	8	2	0	1	5	13	.351	16	1	11	1	.463	0	0	0-0	8	20	2	.933
53 BUSSEY, Bryan	.167	8-0	6	2	1	1	0	0	0	2	.333	1	0	0	0	.286	0	0	0-0	12	0	0	1.000
7 WELLS, Steven	.154	14-2	13	3	2	1	0	0	0	3	.231	3	1	4	0	.353	0	0	0-0	10	0	0	1.000
3 DERR, Nick	.140	22-17	57	15	8	1	1	0	6	11	.193	14	5	21	1	.351	1	0	2-2	17	9	3	.897
15 TRULUCK, Hank	.125	16-2	8	1	1	1	0	0	0	2	.250	1	2	5	0	.364	0	1	0-2	3	3	0	1.000
13 PETREY, Donovan	.100	12-0	10	0	1	0	0	0	1	1	.100	4	0	2	0	.357	0	0	0-0	5	0	1	.833
20 CAVANAUGH, Kyle	.000	6-0	5	1	0	0	0	0	0	0	.000	1	1	2	0	.286	0	0	0-0	10	0	0	1.000
46 CARLTON, Drew	.000	1-0	1	0	0	0	0	0	0	0	.000	0	0	0	0	.000	0	0	0-0	1	3	0	1.000
17 KWIATKOWSKI, Clayton	.000	1-0	1	0	0	0	0	0	0	0	.000	0	0	0	0	.000	0	0	0-0	0	2	0	1.000
Totals	.248	28	950	185	236	47	6	35	175	400	.421	154	30	226	21	.366	15	12	12-19	763	293	31	.971
Opponents	.267	28	986	156	263	61	3	27	146	411	.417	103	29	239	15	.350	10	16	16-26	759	247	27	.974

LOB - Team (217), Opp (225). DPs turned - Team (18), Opp (24).

**(ACC games only Sorted by Earned run avg)**

Player	era	w-l	app	gs	cg	sho	sv	ip	h	r	er	bb	so	2b	3b	hr	b/avg	wp	hp	bk	sfa	sha
14 HOLTON, Tyler	3.09	4-2	10	10	1	1/0	0	64.0	43	23	22	18	67	7	0	6	.187	2	5	0	0	6
43 PARRISH, Drew	6.00	2-3	8	7	1	0/1	0	39.0	45	31	26	15	41	7	0	4	.288	2	3	0	3	2
26 SANDS, Cole	6.33	3-3	10	10	0	0/0	0	48.1	56	35	34	18	37	14	0	7	.298	2	4	1	1	1
-----																						
18 VOYLES, Ed	0.00	0-0	2	0	0	0/1	0	2.0	0	0	0	0	1	0	0	0	.000	0	0	0	0	0
7 WELLS, Steven	0.00	0-0	3	0	0	0/0	0	1.1	4	2	0	1	2	2	0	0	.444	0	0	0	0	0
12 REITZ, Brandon	0.00	0-0	1	0	0	0/0	0	1.0	0	0	0	0	1	0	0	0	.000	0	0	0	0	0
46 CARLTON, Drew	2.39	0-2	13	0	0	0/1	3	26.1	30	14	7	8	23	6	1	3	.286	2	6	0	3	3
17 KWIATKOWSKI, Clayton	3.38	0-0	10	0	0	0/0	0	10.2	8	4	4	5	11	4	1	0	.216	2	2	1	1	0
33 HANEY, Chase	3.55	1-1	11	0	0	0/1	0	12.2	11	5	5	3	12	2	0	1	.234	0	2	0	1	0
42 VOYLES, Jim	5.00	3-0	11	0	0	0/0	0	18.0	16	12	10	13	17	6	0	2	.232	4	0	0	1	0
31 BYRD, Alec	5.65	1-1	16	0	0	0/1	0	14.1	20	12	9	9	13	3	0	2	.328	2	2	0	0	1
30 ZIRZOW, Will	6.75	0-1	6	0	0	0/0	0	6.2	13	8	5	5	7	3	1	1	.371	4	2	0	0	1
32 STEWART, Grant	7.94	0-0	5	0	0	0/0	0	5.2	9	5	5	4	4	3	0	1	.409	0	2	0	0	1
19 KARP, Andrew	10.38	0-1	3	1	0	0/0	0	4.1	8	5	5	4	3	4	0	0	.444	1	1	0	0	1
Totals	4.67	14-14	28	28	2	2/1	3	254.1	263	156	132	103	239	61	3	27	.267	21	29	2	10	16
Opponents	5.91	14-14	28	28	0	2/2	9	253.0	236	185	166	154	226	47	6	35	.248	13	30	1	15	12

PB - Team (3), RALEIGH, C 2, BUSSEY, B 1, Opp (10). Pickoffs - Team (2), RALEIGH, C 2, Opp (4).

# POSTSEASON

## 2017 Florida State Baseball Overall Statistics for Florida State (as of Jun 13, 2017) (NCAA Tournament Sorted by Batting avg)



Record: 6-1 Home: 3-1 Away: 2-0 Neutral: 1-0 ACC: 0-0

Player	avg	gp-gs	ab	r	h	2b	3b	hr	rbi	tb	slg%	bb	hp	so	gdp	ob%	sf	sh	sb-att	po	a	e	fld%
2 LUECK, Jackson	.423	7-7	26	6	11	1	0	1	9	15	.577	6	1	6	0	.545	0	1	1-1	9	0	0	1.000
29 NIEPORTE, Quincy	.407	7-7	27	2	11	3	0	1	8	17	.630	3	2	8	0	.500	0	1	0-0	0	0	0	.000
10 WALLS, Taylor	.370	7-7	27	13	10	0	0	3	5	19	.704	8	0	5	1	.514	0	1	1-1	11	18	3	.906
28 BUSBY, Dylan	.296	7-7	27	8	8	2	1	1	7	15	.556	4	4	5	0	.444	1	0	1-1	3	11	1	.933
24 HENDERSON, Matt	.292	7-7	24	5	7	2	0	0	2	9	.375	5	3	5	1	.469	0	0	0-1	9	13	0	1.000
22 MENDOZA, Drew	.240	7-7	25	5	6	2	0	1	3	11	.440	5	0	8	1	.367	0	0	0-0	49	4	0	1.000
35 RALEIGH, Cal	.226	7-7	31	3	7	1	0	0	4	8	.258	1	0	6	1	.250	0	0	0-0	82	7	1	.989
8 FLOWERS, JC	.100	7-7	20	4	2	0	0	0	3	2	.100	1	2	6	0	.208	1	3	0-0	12	1	0	1.000
-----																							
20 CAVANAUGH, Kyle	1.000	1-0	1	1	1	0	0	1	1	4	4.000	0	0	0	0	1.000	0	0	0-0	0	0	0	.000
53 BUSSEY, Bryan	1.000	1-0	1	0	1	0	0	0	0	1	1.000	0	1	0	0	1.000	0	0	0-0	2	0	0	1.000
7 WELLS, Steven	.375	7-3	16	3	6	0	0	1	4	9	.563	1	1	4	0	.444	0	0	0-0	7	0	0	1.000
3 DERR, Nick	.333	2-0	3	0	1	0	0	0	0	1	.333	1	0	1	0	.500	0	0	0-0	1	0	0	1.000
14 HOLTON, Tyler	.091	5-4	11	1	1	0	0	0	2	1	.091	0	0	4	0	.091	0	0	0-0	6	5	2	.846
15 TRULUCK, Hank	.000	4-0	3	1	0	0	0	0	0	0	.000	0	0	0	0	.000	0	0	0-0	0	0	0	.000
Totals	.298	7	242	52	72	11	1	9	48	112	.463	35	14	58	4	.413	2	6	3-4	192	65	7	.973
Opponents	.207	7	237	20	49	7	0	0	20	56	.236	13	7	86	4	.267	1	4	1-1	188	64	7	.973

LOB - Team (59), Opp (51). DPs turned - Team (4), Opp (6). TPs turned - Team (0), Opp (1). CI - Team (1), RALEIGH, C 1.

## (NCAA Tournament Sorted by Earned run avg)

Player	era	w-l	app	gs	cg	sho	sv	ip	h	r	er	bb	so	2b	3b	hr	b/avg	wp	hp	bk	sfa	sha
30 ZIRZOW,Will	0.00	1-0	1	1	1	1/0	0	9.0	2	0	0	0	11	0	0	0	.074	0	1	0	0	1
43 PARRISH,Drew	0.73	1-0	2	2	0	0/1	0	12.1	4	1	1	2	21	0	0	0	.103	1	3	0	0	1
14 HOLTON,Tyler	1.15	1-0	2	2	1	0/0	0	15.2	12	7	2	4	20	0	0	0	.197	2	2	0	0	2
26 SANDS,Cole	2.45	0-0	2	1	0	0/1	0	7.1	7	2	2	3	10	1	0	0	.250	0	1	1	0	0
19 KARP,Andrew	3.52	0-0	2	1	0	0/1	0	7.2	8	4	3	2	6	2	0	0	.267	2	0	0	1	0
-----																						
33 HANEY,Chase	0.00	0-0	2	0	0	0/0	0	1.2	1	0	0	0	0	0	0	0	.200	0	0	0	0	0
46 CARLTON,Drew	3.00	2-1	4	0	0	0/0	1	6.0	8	2	2	1	9	2	0	0	.296	0	0	0	0	0
31 BYRD,Alec	3.00	1-0	2	0	0	0/0	0	3.0	4	1	1	1	6	1	0	0	.308	1	0	0	0	0
42 VOYLES,Jim	13.50	0-0	1	0	0	0/0	0	1.1	3	3	2	0	3	1	0	0	.429	0	0	0	0	0
Totals	1.83	6-1	7	7	2	2/1	1	64.0	49	20	13	13	86	7	0	0	.207	6	7	1	1	4
Opponents	6.32	1-6	7	7	0	0/0	0	62.2	72	52	44	35	58	11	1	9	.298	5	14	1	2	6

PB - Team (1), RALEIGH, C 1, Opp (2). Pickoffs - Team (0), Opp (2).

# ACC CHAMPIONSHIP

## 2017 Florida State Baseball Overall Statistics for Florida State (as of Jun 08, 2017) (ACC Championship Sorted by Batting avg)



Record: 4-0 Home: 0-0 Away: 0-0 Neutral: 4-0 ACC: 0-0

Player	avg	gp-gs	ab	r	h	2b	3b	hr	rbi	tb	slg%	bb	hp	so	gdp	ob%	sf	sh	sb-att	po	a	e	fld%
28 BUSBY,Dylan	.444	4-4	18	7	8	4	0	1	5	15	.833	1	2	2	0	.524	0	0	1-2	3	4	1	.875
2 LUECK,Jackson	.438	4-4	16	3	7	1	1	2	7	16	1.000	4	0	5	0	.550	0	0	0-1	7	0	0	1.000
24 HENDERSON,Matt	.357	4-3	14	1	5	1	0	0	2	6	.429	2	0	4	0	.438	0	0	1-1	6	7	0	1.000
10 WALLS,Taylor	.294	4-4	17	5	5	1	0	0	0	6	.353	4	0	3	0	.429	0	0	0-0	8	8	1	.941
35 RALEIGH,Cal	.267	4-4	15	2	4	1	0	0	1	5	.333	4	0	2	1	.421	0	0	0-0	42	2	1	.978
22 MENDOZA,Drew	.200	4-4	15	3	3	0	0	2	4	9	.600	4	0	5	0	.368	0	0	0-0	24	1	2	.926
29 NIEPORTE,Quincy	.176	4-4	17	0	3	1	0	0	2	4	.235	1	0	3	0	.222	0	0	0-0	0	0	0	.000
8 FLOWERS,JC	.000	4-4	16	0	0	0	0	0	0	0	.000	0	0	8	0	.000	0	1	0-0	13	0	0	1.000
-----																							
15 TRULUCK,Hank	1.000	2-1	1	1	1	0	0	0	0	1	1.000	1	0	0	0	1.000	0	0	1-1	0	0	0	.000
14 HOLTON,Tyler	.167	2-2	6	1	1	0	0	0	0	1	.167	1	0	3	0	.286	0	0	0-0	5	1	0	1.000
7 WELLS,Steven	.100	4-2	10	0	1	0	0	0	0	1	.100	0	0	3	0	.100	0	0	0-1	9	1	0	1.000
3 DERR,Nick	.000	1-0	1	0	0	0	0	0	0	0	.000	0	0	0	0	.000	0	0	0-0	0	0	0	.000
Totals	.260	4	146	23	38	9	1	5	21	64	.438	22	2	38	1	.365	0	1	3-6	117	27	5	.966
Opponents	.205	4	146	9	30	6	0	4	8	48	.329	10	3	41	1	.270	0	1	3-4	113	32	1	.993

LOB - Team (35), Opp (35). DPs turned - Team (2), Opp (1). CI - Team (1), RALEIGH,C 1.

## (ACC Championship Sorted by Earned run avg)

Player	era	w-l	app	gs	cg	sho	sv	ip	h	r	er	bb	so	2b	3b	hr	b/avg	wp	hp	bk	sfa	sha
26 SANDS,Cole	0.00	1-0	1	1	0	0/0	0	6.2	2	0	0	0	8	0	0	0	.091	0	1	0	0	0
46 CARLTON,Drew	0.00	0-0	3	0	0	0/0	0	6.0	6	0	0	2	4	2	0	0	.261	0	1	0	0	0
43 PARRISH,Drew	1.04	0-0	2	1	0	0/0	0	8.2	4	1	1	3	8	2	0	1	.133	0	0	0	0	0
14 HOLTON,Tyler	1.12	1-0	1	1	0	0/0	0	8.0	4	2	1	1	10	0	0	1	.133	0	0	0	0	0
19 KARP,Andrew	3.60	1-0	2	1	0	0/0	0	5.0	8	3	2	2	6	1	0	1	.364	0	1	0	0	1
-----																						
33 HANEY,Chase	0.00	0-0	2	0	0	0/0	0	1.0	1	0	0	0	2	1	0	0	.250	0	0	0	0	0
31 BYRD,Alec	3.00	1-0	3	0	0	0/0	0	3.0	2	1	1	2	2	0	0	0	.200	0	0	0	0	0
42 VOYLES,Jim	27.00	0-0	2	0	0	0/0	0	0.2	3	2	2	0	1	0	0	1	.600	0	0	0	0	0
Totals	1.62	4-0	4	4	0	0/0	0	39.0	30	9	7	10	41	6	0	4	.205	0	3	0	0	1
Opponents	5.50	0-4	4	4	0	0/0	0	37.2	38	23	23	22	38	9	1	5	.260	3	2	0	0	1

PB - Team (1), RALEIGH,C 1.