



# TWO THOUSAND SEVENTEEN FLORIDA STATE BASEBALL

21 COLLEGE WORLD SERIES APPEARANCES • 22 FIRST ROUND DRAFT PICKS • 43 1ST TEAM ALL-AMERICANS

## 2017 SCHEDULE

### FLORIDA STATE (43-21, 14-14 ACC)

Date	Ranking (FSU/Opp)	Opponent	Result/Time
2/17	3/-	VCU	L, 0-3
2/18	3/-	VCU	W, 12-3
2/19	3/-	VCU	W, 11-3
2/21	3/-	USF	L, 2-4
2/24	3/-	Samford	W, 16-3
2/25	3/-	Samford	W, 8-0
2/26	3/-	Samford	W, 13-4
2/28	3/-	at Jacksonville	W, 6-5
3/3	3/-	Oakland	W, 18-10
3/4	3/-	Oakland	W, 12-1
3/5	3/-	Oakland	W, 14-6
3/7	3/-	at UCF	W, 5-2
3/8	3/-	at UCF	W, 5-0
3/10	3/-	Boston College*	L, 5-8
3/11	3/-	Boston College*	W, 11-1
3/11	3/-	Boston College*	W, 13-0
3/14	1/5	at Florida	L, 0-1
3/15	1/22	at FGCU	L, 2-5
3/17	1/-	at Virginia Tech*	W, 9-2
3/18	1/-	at Virginia Tech*	L, 12-13
3/19	1/-	at Virginia Tech*	L, 0-17
3/21	13/-	Jacksonville	W, 10-9
3/24	13/-	at Notre Dame*	W, 8-2
3/24	13/-	at Notre Dame*	W, 8-3 (13)
3/25	13/-	at Notre Dame*	W, 5-1
3/28	12/9	vs. Florida (Jax)	L, 1-4
3/31	12/8	North Carolina*	L, 1-3
4/1	12/8	North Carolina*	L, 2-5 (11)
4/2	12/8	North Carolina*	L, 7-9
4/4	22/20	FGCU	W, 7-6
4/5	22/20	FGCU	W, 3-2 (5)
4/7	22/-	at NC State*	W, 16-7
4/8	22/-	at NC State*	L, 3-4
4/9	22/-	at NC State*	L, 4-8
4/11	-/12	Florida	L, 7-10
4/15	-/4	Clemson*	L, 10-12
4/16	-/4	Clemson*	W, 7-3
4/17	-/3	Clemson*	W, 7-6
4/19	-/-	Stetson	W, 7-3
4/21	-/-	at Miami*	W, 6-2
4/22	-/-	at Miami*	L, 4-5 (10)
4/25	-/-	at Stetson	W, 11-5
4/28	-/14	Virginia*	W, 6-4
4/29	-/14	Virginia*	L, 0-8
4/30	-/14	Virginia*	L, 5-7
5/5	-/-	Pacific	W, 9-8
5/6	-/-	Pacific	W, 18-5
5/6	-/-	Pacific	W, 5-3
5/7	-/-	Pacific	W, 5-3
5/9	-/-	Jacksonville	W, 21-2 (8)
5/12	-/21	Wake Forest*	L, 3-4
5/13	-/21	Wake Forest*	W, 4-0
5/14	-/21	Wake Forest*	L, 9-10
5/18	-/2	at Louisville*	W, 12-9
5/19	-/2	at Louisville*	W, 8-2
5/24	-/-	vs. Notre Dame <sup>1</sup>	W, 5-3 (12)
5/26	-/5	vs. Louisville <sup>1</sup>	W, 6-2
5/27	-/-	vs. Duke <sup>1</sup>	W, 5-1
5/28	-/2	vs. North Carolina <sup>1</sup>	W, 7-3
6/2	16/-	Tennessee Tech <sup>2</sup>	L, 1-3
6/3	16/23	UCF <sup>2</sup>	W, 6-1
6/4	16/-	Tennessee Tech <sup>2</sup>	W, 5-3
6/4	16/-	Auburn <sup>2</sup>	W, 8-7 (10)
6/5	16/-	Auburn <sup>2</sup>	W, 6-0
6/10	16/-	Sam Houston State <sup>3</sup>	12:00 PM
6/11	16/-	Sam Houston State <sup>3</sup>	12:00 PM
6/18-29		NCAA College World Series	

\*ACC Game; Home Game

<sup>1</sup>ACC Championship

<sup>2</sup>NCAA Tallahassee Regional

<sup>3</sup>Super Regional

Rankings listed are from D1Baseball.com

## 2017 TALLAHASSEE SUPER REGIONAL

### FLORIDA STATE SEMINOLES



#### Head Coach

Mike Martin (Florida State '66)  
Career: 1941-692-4 (.737) | 38th Season  
At FSU: Same

#### BY THE NUMBERS

OVERALL	43-21	PROBABLE	
CURRENT	W4	STARTERS	
ACC	14-14		
CURRENT	W2	SAT   Tyler Holton	
HOME	27-13	(10-2, 2.22 ERA)	
AWAY	12-7		
NEUTRAL	4-1	SUN   TBA	
LAST 5	4-1		
LAST 10	9-1	MON   TBA	

ESPN/ESPN2  
Clay Matvick (PxP) & Eduardo Perez (Color)  
106.1 FM/FSU Gameday App

VS

43-21  
14-14 ACC

44-21  
19-11 SLC

### SAM HOUSTON STATE BEARKATS



#### Head Coach

Matt Deggs (Northwood '94)  
Career: 117-71 (.622) | 3rd Season  
At Sam Houston State: Same

#### BY THE NUMBERS

OVERALL	44-21	PROBABLE	
CURRENT	W3	STARTERS	
SLC	19-11		
CURRENT	W3	SAT   Heath Donica	
HOME	25-9	(9-2, 1.91 ERA)	
AWAY	12-12		
NEUTRAL	5-0	SUN   TBA	
LAST 5	4-1		
LAST 10	9-1	MON   TBA	

June 10-12, 2017

#### TEAM COMPARISON

.269	BATTING AVG.	.305
.389	ON-BASE PCT.	.398
.426	SLUGGING PCT.	.422
68	HOME RUNS	31
58-73	STOLEN BASES	102-138
3.80	ERA	3.58
3.00	K-BB RATIO	2.67
.971	FIELDING PCT.	.970

#### SUPER REGIONAL HISTORY

FSU: 16th Appearance (Most All-Time)  
SHSU: 1st Appearance  
1st Meeting between FSU & SHSU

## STARTING 9: NOLES REACH NATION'S-BEST 16th SUPER REGIONAL

- Super Regional:** Florida State has reached the Super Regionals for the 16th time (in 19 seasons under the SR format), the most in the country. FSU has played in three consecutive Super Regionals, and this is the team's first time hosting a Super Regional since 2013 (vs. Indiana). SHSU is playing in its first Super Regional.
- Regional:** FSU won last week's Tallahassee Regional, losing the first game to Tennessee Tech before reeling off four straight wins. In 19 years under the current format, FSU became just the 21st school to win a regional after losing the first game (also did so in 2008). Mississippi State became the 22nd to do so on Monday night.
- Regional 2:** The Regional was highlighted by FSU's starting pitching. Over five games, the unit allowed just six earned runs in 36.1 innings, with a 46-6 strikeout-to-walk ratio. **Tyler Holton** (v. UCF) and **Will Zirzow** (v. Auburn) threw complete games, while Holton (13), Zirzow (11) and **Drew Parrish** (12 v. TN Tech) had double-digit K's.
- Regional 3:** FSU's Sunday night game against Auburn was an all-time classic, with FSU eventually winning 8-7 in 10 innings. AU scored three in the top of the 9th to take a 7-6 lead, and down to its last strike, **Dylan Busby** hit an RBI triple off the CF wall to tie it up. In the 10th, **J.C. Flowers** was HBP with the bases loaded to win the game.
- ACC Tourney:** Florida State went 4-0 in the ACC Championship, including a 7-3 win over No. 2 North Carolina in the Championship Game on Sunday. The win was FSU's 7th ACC Championship, and second in the past three seasons. **Drew Mendoza** hit two HR in the title game, and MVP **Jackson Lueck** was 7-for-16 in the tournament with two HR.
- Honors:** **Tyler Holton** (2nd Team AA, Collegiate Baseball & Baseball America; 1st Team All-ACC) // **Drew Mendoza** (Freshman AA, Collegiate Baseball; All-Freshman ACC) // **Quincy Nieporte** (2nd Team All-ACC) // **Dylan Busby** (3rd Team All-ACC) // **J.C. Flowers** (All-Freshman ACC)
- Tyler Holton:** **Holton** is just the second pitcher in ACC history to earn Pitcher of the Week honors five times in one season - Mike Rogers (NC State). Holton has 10+ K's in three straight games entering the Super Regional and six on the season, the first player since **Jonathan Johnson** (6 in 1995) to do so for Florida State.
- Holton 2:** **Holton** has tallied 132 strikeouts this season, most in the ACC. Holton ranks 5th nationally in WHIP (0.84), 6th in strikeouts (132), 8th in hits allowed per nine innings (5.38) and 10th in wins (10). Holton is FSU's first 10-game winner since 2013 and his 132 strikeouts are 13th-most in a season in FSU history and most since 2000.
- Nieporte:** Senior designated hitter **Quincy Nieporte** has 73 runs batted in this season. Q's 73 runs batted in are the most for a Seminole since **Mike McGee** had 73 in 2010. Nieporte also has four grand slams this season, most in FSU single-season history and the most in the country this year.

# ROSTER

No.	Name	B-T	Pos.	Ht.	Wt	Cl	Hometown / Previous School
1	Tyler Daughtry	L/R	INF	5-10	180	Fr.	Warner Robins, Ga. / Veterans
2	Jackson Lueck	S/R	OF	6-1	190	So.	Orlando, Fla. / Orangewood Christian
3	Nick Derr	R/R	INF	6-0	190	Fr.	Lakewood Ranch, Fla. / Sarasota
5	Justin Sorokowski	R/R	RHP/INF	6-2	205	Fr.	Mechanicsville, Va. / Lee Davis
6	Cobi Johnson	R/R	RHP	6-4	210	Jr.	Holiday, Fla. / J.W. Mitchell
7	Steven Wells, Jr.	R/R	RHP/OF	6-2	175	Jr.	Key West, Fla. / Key West
8	J.C. Flowers	R/R	RHP/OF	6-2	185	Fr.	Orange Park, Fla. / Trinity Christian Academy
10	Taylor Walls	S/R	INF	5-10	180	Jr.	Cordele, Ga. / Crisp County
12	Brandon Reitz	R/R	RHP	6-1	175	Fr.	Ocala, Fla. / Trinity Catholic
14	Tyler Holton	L/L	LHP/OF	6-2	200	So.	Tallahassee, Fla. / Lincoln
15	Hank Truluck	R/R	INF/OF	6-1	190	Sr.	Ocala, Fla. / Forest
16	Jared Herron	R/R	C	6-1	210	Fr.	Orlando, Fla. / Trinity Prep
17	Clayton Kwiatkowski	L/L	LHP	6-2	215	Fr.	Tampa, Fla. / Jesuit
18	Ed Voyles	R/R	RHP	6-7	205	RJr.	Atlanta, Ga. / Holy Innocents Episcopal
19	Andrew Karp	R/R	RHP	6-3	210	RSo.	Winter Garden, Fla. / West Orange
20	Kyle Cavanaugh	R/R	1B	6-5	230	RJr.	Winter Park, Fla. / Trinity Prep / Tallahassee CC
21	Alex Carpenter	R/R	RHP	6-1	195	RFr.	Satellite Beach, Fla./Melbourne Central Cath./Eastern Fla.
22	Drew Mendoza	L/R	INF	6-4	210	Fr.	Minneola, Fla. / Lake Minneola
23	Ryan Mejia	R/R	OF	6-1	190	Fr.	Tampa, Fla. / Alonso
24	Matt Henderson	S/R	INF	5-9	165	Sr.	Chico, Calif. / Pleasant Valley / Santa Barbara CC
25	Ronnie Ramirez	R/R	RHP	5-9	180	So.	Tampa, Fla. / Jesuit
26	Cole Sands	R/R	RHP	6-3	210	So.	Tallahassee, Fla. / North Florida Christian
28	Dylan Busby	R/R	INF	6-3	190	Jr.	Sarasota, Fla. / Sarasota
29	Quincy Nieporte	R/R	1B	6-1	223	Sr.	Atlanta, Ga. / St. Pius X Catholic / Tallahassee CC
30	Will Zirzow	R/R	RHP	6-5	220	RJr.	Fleming Island, Fla. / The Bolles School
31	Alec Byrd	L/L	LHP	6-3	175	Sr.	Miami Shores, Fla. / St. Thomas Aquinas
32	Grant Stewart	L/L	LHP	5-10	170	Fr.	Paxton, Fla. / Paxton
33	Chase Haney	R/R	RHP	6-6	225	So.	Winter Garden, Fla. / Windermere Prep
35	Cal Raleigh	S/R	C	6-3	205	So.	Cullowhee, N.C. / Smoky Mountain
36	Dillon Brown	R/R	RHP	6-0	170	RFr.	Lynn Haven, Fla. / Mosley
38	Rhett Aplin	L/L	LHP	6-2	220	Jr.	Fleming Island, Fla. / Fleming Island / Seminole State
42	Jim Voyles	R/R	RHP	6-7	205	Sr.	Atlanta, Ga. / Holy Innocents Episcopal
43	Drew Parrish	L/L	LHP/OF	5-11	180	Fr.	Rockledge, Fla. / Rockledge
46	Drew Carlton	R/R	RHP	6-1	207	Jr.	Lakeland, Fla. / George Jenkins
53	Bryan Bussey	R/R	C	6-2	220	Sr.	Weaverville, N.C. / North Buncombe / Walters State CC

## COACHING STAFF

- 11 Head Coach: Mike Martin - 38th Season/Florida State (1966)
- 44 Associate Head Coach: Mike Bell - 6th Season/Florida State (1996)
- 4 Assistant Coach: Mike Martin, Jr. - 20th Season/Florida State (1995)
- 41 Volunteer Assistant Coach: Clyde Keller - 2nd Season/Florida State (1990)

## PRONUNCIATION GUIDE

Jackson LUECK	Luke
Justin SOROKOWSKI	Sore-o-cow-ski
Brandon REITZ	Rights
Jared HERRON	Hair-in
Clayton KWIATKOWSKI	Quit-cow-ski
Ryan MEJIA	Muh-he-uh
Quincy NIEPORTE	Knee-port-e
Will ZIRZOW	Zeer-zow
Chase HANEY	Hay-knee
Rhett APLIN	App-lin
Bryan BUSSEY	Bus-E

## 2017 INFORMATION

### Average (3.00 plate app/game)

Dylan Busby	.317
Jackson Lueck	.313
Quincy Nieporte	.301
Matt Henderson	.267

### Hits

Dylan Busby	72
Quincy Nieporte	72
Taylor Walls	64
Jackson Lueck	60

### RBI

Quincy Nieporte	73
Dylan Busby	60
Jackson Lueck	49
Taylor Walls	43

### Walks

Taylor Walls	57
Matt Henderson	43
Cal Raleigh	37
Tyler Daughtry	29
J.C. Flowers	29

## 2017 QUICK FACTS

Location	Tallahassee, FL
Nickname	Seminoles
Colors	Garnet & Gold
Enrollment	41,773
President	John Thrasher
Athletics Director	Stan Wilcox
Conference	Atlantic Coast
Home Field	Dick Howser Stadium
Capacity	6,700
Surface	Natural Grass
Dimensions	LF-340, CF-400, RF-320
Alleys	365-LC; 360-RC
Ht of Wall - 10'; Ht of RF Screen - 30'	
Letterwinners R/L	22/11
Position Starters R/L	10/4
Pitcher R/L	12/7
All-Time Record (Yrs)	2841-1063-10 (70)
All-Time ACC Record (Yrs)	473-211-0 (26)
All-Time NCAA Record (Yrs)	188-122-0 (55)
Years in NCAA Regional (Last)	55 (2017)
All-Time CWS Record (Yrs)	28-42-0 (21)
Last CWS Appearance	2012

## MEDIA INFORMATION

Baseball SID	Steven McCartney
Phone Number	850.644.3920
Fax Number	850.644.3820
Cell Phone	850.322.6711
Press Box Number	850.644.1553
Email Address	smccartney@fsu.edu
Athletic Website	seminoles.com

## INTERVIEW POLICY

All player and coach interviews must be arranged through the FSU Sports Information Office. On game days, coach Martin and requested players will be available to the media after the game and following a 10-minute cooling off period. Interviews will take place in the Tradition Room at Dick Howser Stadium.



# HEAD COACH MIKE MARTIN

38th season as Head Coach | 43rd season coaching at FSU | 45th season at Florida State

- » **Born:** February 12, 1944, in Charlotte, N.C.
- » **High School:** Garinger HS, Charlotte, N.C.
- » **Playing Experience:**  
Wingate Junior College - 1963-64  
Florida State - 1965-66
- » **Family:**  
**Wife** - Carol; **Children** - Mary Beth, Mike Jr., Melanie  
**Grandchildren** - Hannah Elizabeth, Tyler,  
Thomas Joseph (T.J.), Lexi

## THE WINNINGEST ACTIVE COACH IN COLLEGE BASEBALL, MARTIN...

- » was inducted into the American Baseball Coaches Association Hall of Fame January 5, 2007
- » was inducted into the Florida Sports Hall of Fame in 2005
- » has 24 50-win seasons (no other coach at FSU has one)
- » owns the highest career winning percentage among active DI collegiate coaches (.737)
- » owns the second-most wins all-time in NCAA Division I baseball history and most among active coaches (1,941)
- » has led Florida State to 38 consecutive NCAA Regional appearances (40 overall for FSU)
- » has taken the Noles on 15 trips to the College World Series
- » has overseen 18 conference championships (11 Metro Conference, 6 Atlantic Coast Conference - 95, 97, 02, 04, 10, 15, 17)
- » coached eight consecutive ACC Atlantic Division Championships (2007-2014) including setting the school record for the most conference wins in a season with a 24-6 mark in 2008 & 2012
- » produced 19 first round draft picks with 17 coming since 1990. Overall, Martin has coached 49 of FSU's 69 players that have reached the Major Leagues
- » coached 89 All-Americans, 128 All-ACC selections and a record four Golden Spikes winners
- » is a seven-time ACC Coach of the Year - 1996, 1998, 1999, 2001, 2007, 2009, 2012
- » is a six-time Metro Conference Coach of the Year
- » garnered Baseball America College Coach of the Year honors for the first time in his career in 2012
- » has led FSU to a top 15 final national ranking 32 times in 37 years as FSU head coach
- » was named to FSU's list of 100 distinguished graduates in celebration of the FSU Alumni Association centennial

## WINNINGEST ACTIVE COACHES...(through NCAA Regionals)

(Minimum five years as a Division I head coach; includes record at four-year colleges only.)

		by PERCENTAGE				
COACH, TEAM	YRS.	WON	LOST	TIED	PCT.	
1. <b>Mike Martin, Florida St.*</b>	<b>38</b>	<b>1,941</b>	<b>692</b>	<b>4</b>	<b>.737</b>	
2. Mike Fox, North Carolina	34	1,385	501	5	.734	
3. Brian O'Connor, Virginia	14	639	239	2	.727	
4. Dan McDonnell, Louisville*	11	506	201	0	.716	
5. Wayne Graham, Rice	26	1,147	497	0	.697	
6. Jim Morris, Miami (FL)	36	1,566	690	4	.694	
7. Jim Schlossnagle, TCU*	16	687	317	0	.684	
8. Kevin O'Sullivan, Florida*	10	441	206	0	.682	
9. Gary Gilmore, Coastal Carolina	28	1,137	559	3	.670	

		by VICTORIES			
COACH, TEAM	YRS.	WON	LOST	TIED	
1. <b>Mike Martin, Florida St.*</b>	<b>38</b>	<b>1,941</b>	<b>692</b>	<b>4</b>	
2. Mark Marquess, Stanford^	41	1,626	878	7	
3. Jim Morris, Miami (FL)	36	1,566	690	4	
4. Mike Fox, North Carolina	34	1,385	501	5	
5. Paul Mainieri, LSU*	35	1,371	691	7	
6. John Anderson, Minnesota	36	1,244	845	3	
7. Keith Guttin, Missouri St.*	35	1,219	757	0	
8. Danny Hall, Georgia Tech	30	1,196	622	1	
9. Wayne Graham, Rice	26	1,147	497	0	

\*Still Playing in 2017 NCAA Tournament; ^Retiring following 2017 season

## MARTIN AT FSU

### PLAYER

Year	W-L-T	Pct.	Postseason
1965	32-11-1	.739	College World Series
1966	39-13	.750	NCAA Regionals
<b>Total</b>	<b>71-24-1</b>	<b>.745</b>	

### ASST. COACH

Year	W-L-T	Pct.	Postseason
1975	49-10	.831	College World Series
1976	40-16	.714	NCAA Regionals
1977	37-13	.740	-
1978	44-18	.710	NCAA Regionals
1979	43-17-1	.713	NCAA Regionals
<b>Total</b>	<b>213-74-1</b>	<b>.741</b>	

### HEAD COACH

Year	W-L-T	Pct.	Postseason
1980	51-12	.809	College World Series
1981	56-23	.709	NCAA Regionals
1982	56-17-1	.764	NCAA Regionals
1983	55-18-1	.750	NCAA Regionals
1984	55-29	.655	NCAA Regionals
1985	59-23	.720	NCAA Regionals
1986	61-13	.824	College World Series
1987	55-18	.753	College World Series
1988	50-18-1	.732	NCAA Regionals
1989	54-18	.750	College World Series
1990	57-15	.792	NCAA Regionals
1991	57-14	.789	College World Series
1992	49-21	.700	College World Series
1993	46-19	.708	NCAA Regionals
1994	53-22	.706	College World Series
1995	53-16	.768	College World Series
1996	52-17	.754	College World Series
1997	50-17	.746	NCAA Regionals
1998	53-20	.726	College World Series
1999	57-14	.800	College World Series
2000	53-19	.736	College World Series
2001	47-19	.712	NCAA Super Regionals
2002	60-14	.811	NCAA Super Regionals
2003	54-13-1	.801	NCAA Super Regionals
2004	45-23	.662	NCAA Super Regionals
2005	53-20	.726	NCAA Super Regionals
2006	44-21-0	.676	NCAA Regionals
2007	45-13	.776	NCAA Regionals
2008	54-14	.794	College World Series
2009	45-18	.714	NCAA Super Regionals
2010	48-20	.706	College World Series
2011	46-19	.708	NCAA Super Regionals
2012	50-17	.746	College World Series
2013	47-17	.734	NCAA Super Regionals
2014	43-17	.717	NCAA Regionals
2015	44-21	.677	NCAA Super Regionals
2016	41-22	.651	NCAA Super Regionals
2017	43-21	.672	-
<b>Total</b>	<b>1941-691-4</b>	<b>.737</b>	
<b>FSU Totals</b>	<b>2225-790-6</b>	<b>.738</b>	

# MARTIN (CONT.)

## 11 GETS WIN NO. 1,900

- » Florida State head coach Mike Martin won the 1,900th game of his 38-year career in FSU's 11-3 win over VCU on February 19.
- » For perspective, if a head coach started coaching today and went 56-0 each season (the maximum number of regular season games a team can play under current NCAA rules), it would take almost 34 seasons for a coach to get 1,900 career wins.
- » Martin becomes just the second coach in NCAA history to reach 1,900 career wins and the first to do so at one program.
- » Martin participated in his 3,000th game against as a Seminole vs. Virginia on April 28 - 96 as a player (1965-66), 288 as assistant coach (1975-79) and 2,637 as head coach (1980-present).
- » Here is a look at the other milestone wins of Martin's illustrious career:

Win	Score	Date
1	FSU 9, Miami 8	2/24/80
100	FSU 5, Valdosta St. 3	4/27/81
200	FSU 8, Georgia Southern 1	4/20/83
300	FSU 17, Southern Miss 6	3/23/85
400	FSU 8, Samford 7	2/18/87
500	FSU 8, Arizona State 3	2/5/89
600	FSU 4, Cincinnati 1	5/13/90
700	FSU 3, Miami 2	4/26/92
800	FSU 15, Furman 0	4/24/94
900	FSU 4, Jacksonville 1	4/10/96
1000	FSU 4, Jacksonville 3	4/8/98
1100	FSU 17, Duke 0	3/10/00
1200	FSU 4, Appalachian State 2	3/13/02
1300	FSU 4, Oral Roberts 3	2/22/04
1400	FSU 12, Minneosta 4	2/25/06
1500	FSU 17, Georgia Tech 8	3/16/08
1600	FSU 9, Virginia Tech 6	4/4/10
1700	FSU 8, Georgia Tech 4	4/8/12
1800	FSU 4, Wake Forest 3 (13 inn)	4/21/14
1900	FSU 11, VCU 3	2/19/17

## MARTIN VS. 2017 OPPONENTS

Opponent	Record	in 2017
VCU	2-1	2-1
USF	48-15	0-1
Samford	21-1	3-0
Jacksonville	87-24	3-0
Oakland	6-0	3-0
Boston College	30-5	2-1
Florida	76-71	0-3
Florida Gulf Coast	9-4	2-1
Virginia Tech	42-14	1-2
Notre Dame	12-7	4-0
North Carolina	54-28	1-3
NC State	66-27	1-2
Clemson	55-53-1	2-1
Stetson	30-4	2-0
Miami	98-102-3	1-1
Virginia Pacific	52-29	1-2
Wake Forest	71-21	1-2
Louisville	23-4	3-0
Duke	62-13	1-0
Tennessee Tech	4-1	1-1
UCF	35-6	3-0
Auburn	35-7	2-0
Sam Houston State	0-0	0-0

# NCAA NOTES

## POSTSEASON CONSISTENCY

- » Florida State is appearing in its 55th all-time regional (in 70 seasons), and 40th consecutive, the longest active streak in the country.

### Active Streaks, Postseason Apps

Florida State	40	1978-2017
Cal State Fullerton	26	1992-2017
Rice	23	1995-2017
Virginia	14	2004-2017
Vanderbilt	12	2006-2017
Texas A&M	11	2007-2017
Florida	10	2008-2017

- » Against UCF in the Regionals, Florida State won its 40th game of the season. The next closest teams are LSU and Louisville with six-straight seasons of 40+ wins.
- » Note: Vanderbilt has 36 wins in 2017 and is playing in the Super Regionals.

### Active Streaks, 40+ Win Seasons

Florida State*	40	1978-2017
Louisville*	6	2012-17
LSU*	6	2012-17
Vanderbilt*	4	2013-16
Dallas Baptist	4	2014-17
Florida*	4	2014-17
TCU*	4	2014-17

\*Still playing in 2017

- » By winning the Tallahassee Regional last weekend, FSU reached a 16th Super Regional appearance (in 19 seasons since the SR format was implemented).

### Super Regional Appearances

Florida State	16
Cal State Fullerton	13
LSU	13

## SHSU TEAM LEADERS

Category	Player	Value
Average	Bryce Johnson	.350
Runs	Bryce Johnson	62
Hits	Bryce Johnson	89
Home Runs	Robie Rojas	7
	Andrew Fregia	7
RBI	Clayton Harp	50
Walks	Bryce Johnson	34
Strikeouts	Clayton Harp	59
Stolen Bases	Bryce Johnson	33
ERA (starters)	Heath Donica	1.91
Wins	Hayden Wesneski	10
Saves	Nick Mikolajchak	13
Innings Pitched	Heath Donica	108.1
Hits Allowed	Hayden Wesneski	85
Runs Allowed	Hayden Wesneski	44
Strikeouts	Heath Donica	106
Walks	Seth Ballew	33

## ACC/NCAA

### ACC Standings

Atlantic	ACC	Overall
Louisville	23-6	50-10
Wake Forest	19-11	42-18
Clemson	17-13	41-21
NC State	16-14	36-25
<b>Florida State</b>	<b>14-14</b>	<b>43-21</b>
Boston College	11-19	25-28
Notre Dame	10-20	26-32

Coastal	ACC	Overall
North Carolina	23-7	49-14
Virginia	18-12	43-15
Miami	16-13	31-27
Duke	12-18	30-28
Georgia Tech	11-19	27-28
Pitt	9-21	23-30
Virginia Tech	9-21	23-32

### ACC Player of the Week

Tyler Holton	Pitcher	2/27
Tyler Holton	Pitcher	3/6
Tyler Holton	Pitcher	4/3
Dylan Busby	Player	4/24
Tyler Holton	Pitcher	5/15
Tyler Holton	Pitcher	5/22

### All-ACC

Tyler Holton	Starting Pitcher	First Team
Quincy Nieporte	Designated Hitter	Second Team
Dylan Busby	Third Base	Third Team
J.C. Flowers	Outfield	Freshman
Drew Mendoza	First Base	Freshman

### Team Statistics

Category	NCAA	ACC	Value
Base on Balls	2	1	364
Batting Average	171	10	.269
Complete Games	-	-	-
Double Plays	152	11	41
Double Plays per game	231	11	.64
Doubles	51	9	110
Doubles per game	145	12	1.72
Earned Run Average	47	5	3.80
Fielding Pct.	117	9	.971
Hit Batters	64	4	60
Hit by Pitch	16	2	80
Hits	64	6	578
Hits Allowed per nine innings	38	5	8.31
Home Runs	31	5	68
Home Runs per game	41	6	1.06
On-Base Pct.	30	3	.389
Runs	11	2	462
Sacrifice Bunts	131	6	32
Sacrifice Flies	5	2	36
Scoring	24	4	7.2
Shutouts	36	3	5
Slugging Pct.	80	9	4.26
Stolen Bases	100	6	58
Stolen Bases per game	144	7	.91
K-to-BB Ratio	11	2	3.00
Strikeouts per nine innings	15	2	9.3
Triple Plays	-	-	-
Triples	147	8	11
Triples per game	193	11	.17
WHIP	27	4	1.27
WL Pct.	28	5	.672
Walks Allowed per nine innings	34	2	3.10

### Individual - Top 50 Nationally

Category	Name	NCAA/ACC	Value
Base on Balls	Taylor Walls	6/2	57
	Matt Henderson	45/6	43
BB per game	Taylor Walls	12/2	.90
Doubles	Dylan Busby	50/6	20
Earned Run Average	Tyler Holton	38/2	2.22
Games Started	Tyler Holton	12/1	16
	Cole Sands	12/1	16
Hits All. per 9 IP	Tyler Holton	8/2	5.38
Pitching Appearances	Alec Byrd	15/2	33
	Drew Carlton	21/4	32
	Chase Hanev	33/7	31
Runs	Taylor Walls	4/1	70
RBI	Quincy Nieporte	6/3	73
	Dylan Busby	45/6	60
RBI per game	Quincy Nieporte	16/3	1.16
Runs per game	Taylor Walls	19/3	1.11
Sacrifice Flies	Quincy Nieporte	22/3	7
K-to-BB Ratio	Tyler Holton	40/3	5.28
Strikeouts	Tyler Holton	6/1	132
Strikeouts per 9 IP	Tyler Holton	29/3	11.26
Total Bases	Dylan Busby	47/7	138
Victories	Tyler Holton	10/1	10
WHIP	Tyler Holton	5/1	.84

# NCAA - TALLAHASSEE REGIONALS

## NOLES ADVANCE THROUGH LOSER'S BRACKET, WIN TALLAHASSEE REGIONAL

- » For the second time since the current Regional/Super Regional format was instituted in 1999, FSU advanced to a Super Regional after losing the first game of the regional. FSU fell 3-1 to Tennessee Tech Friday night, but rallied to eliminate the remaining three teams in the regional.
- » The Noles beat UCF Saturday, Tennessee Tech in a rematch Sunday afternoon, and beat Auburn twice to reach a 16th Super Regional.
- » FSU also lost the first game of the regional in 2008 (7-0 vs. Bucknell) before winning the next four. Just 22 teams have advanced to the Super Regional round after losing the opening game of the tournament (Mississippi State also did it in 2017).
- » Only FSU, Oklahoma (2012 & 2006), and Georgia (2008 & 2001) have done it more than once.

### Advanced to Super Regional, lost first game of Regional

Florida State	2017	Mississippi State	2017	South Carolina	2016
La.-Lafayette	2014	Oklahoma	2012	TCU	2012
Baylor	2012	California	2011	Connecticut	2011
Cal St. Fullerton	2010	Georgia	2008	Stanford	2008
Florida State	2008	Wichita State	2007	Oklahoma	2006
Missouri	2006	Houston	2003	Georgia	2001
Penn State	2000	Oklahoma State	1999	Clemson	1999
Rice	1999				

## FSU PITCHING DOMINATES - AGAIN

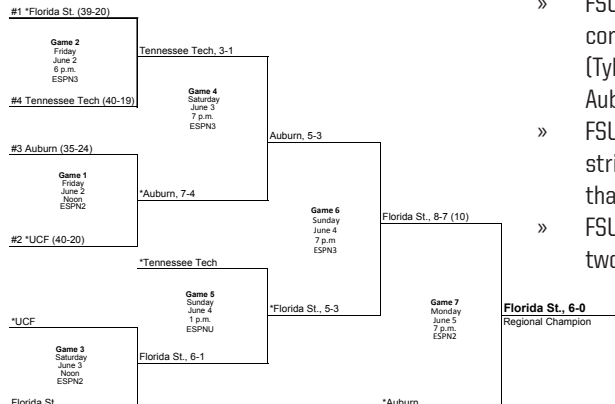
- » Florida State's pitching in the Super Regionals was outstanding, allowing just 14 runs (11 earned) and striking out 62 in five games.
- » Opponents hit just .220 against nine Florida State pitchers. Three starters (Tyler Holton, Drew Parrish, and Will Zirzow) recorded double-digit strikeouts. Those three, plus reliever Alec Byrd, set career- or season-highs in strikeouts during the Regional.
- » Holton (13 vs. UCF), Parrish (12 vs. Tennessee Tech) and Zirzow (11 vs. Auburn) each finished in the top 10 of the regional round in strikeouts, and finished 1-2-3 among ACC players in the tournament. Zirzow and Parrish had never thrown more than seven strikeouts in a game, while Holton tied his career high of 13 from earlier this season

## OFFENSE HEATS UP AFTER SLUGGISH DEBUT

- » After notching just four hits in the opening 3-1 loss against Tennessee Tech, Florida State was consistently solid throughout the rest of the tournament in winning four consecutive games.
- » Quincy Nieporte had eight hits in five games, including a pair of doubles. Nieporte's three RBI in the event give him 73 on the season, the most for an FSU player since Mike McGee had 73 in 2010.
- » Matt Henderson continued his hot streak, accounting for a team-high .524 on-base percentage while going 5-for-15 at the plate.
- » Dylan Busby, FSU's season-saving hero with an RBI triple in the bottom of the ninth against Auburn on a full count, was 6-for-19 in the Regional. He hit FSU's lone triple while adding a pair of doubles in Monday's clincher vs. Auburn and a home run against Auburn Sunday night. Busby has hit 20 doubles this season, topping his 16 from last season, while hitting 14 home runs, tying last season's mark.

### DID YOU KNOW

- » FSU was the only team with multiple complete games in the Regionals (Tyler Holton vs. UCF, Will Zirzow vs. Auburn).
- » FSU and Arkansas each threw 62 strikeouts in the Regionals, 20 more than No. 3 Texas Tech.
- » FSU 7.75 K-to-BB ratio was one of only two (LSU, 7.60) above 6.00.



## REGIONAL RANKINGS

### Team Statistics

Category	NCAA (of 64)	Value
Base on Balls	8	19
Batting Average	23	.274
Complete Games	1	2
Double Plays	11	4
Double Plays per game	34	.80
Doubles	18	7
Doubles per game	38	1.40
Earned Run Average	6	2.15
Fielding Pct.	30	.974
Hit Batters	23	3
Hit by Pitch	5	6
Hits	5	46
Hits Allowed per nine innings	13	7.43
Home Runs	13	5
Home Runs per game	21	1.00
On-Base Pct.	18	.366
Runs	13	26
Sacrifice Bunts	4	5
Sacrifice Flies	15	1
Scoring	31	5.2
Shutouts	1	1
Slugging Pct.	25	.417
Stolen Bases	17	3
Stolen Bases per game	30	.60
K-to-BB Ratio	1	7.75
Strikeouts per nine innings	3	12.1
Triple Plays	-	-
Triples	6	1
Triples per game	20	.20
WHIP	6	1.00
WL Pct.	9	.800
Walks Allowed per nine innings	4	1.57


### Individual - Top 50 Nationally

Category	Name	NCAA	Value
Base on Balls	Matt Henderson	4	5
	Drew Mendoza	10	4
	Dylan Busby	30	3
	Jackson Lueck	30	3
BB per game	Matt Henderson	18	1.00
Complete Games	Tyler Holton	1	1
	Will Zirzow	1	1
Doubles	Dylan Busby	13	2
	Quincy Nieporte	13	2
Earned Run Average	Tyler Holton	1	0.00
	Will Zirzow	1	0.00
Games Started	Five Players	1	1
Hit Batters	Drew Parrish	31	1
	Cole Sands	31	1
	Will Zirzow	31	1
HBP Per Game	Dylan Busby	43	0.40
	J.C. Flowers	43	0.40
Hit by Pitch	Dylan Busby	3	2
	J.C. Flowers	3	2
	Matt Henderson	33	1
Hits	Jackson Lueck	33	1
	Quincy Nieporte	8	8
	Dylan Busby	35	6
Hits All. per 9 IP	Jackson Lueck	35	6
	Will Zirzow	6	2.00
	Drew Parrish	8	2.45
Pitching Appearances	Drew Carlton	3	3
	Alec Byrd	23	2
Runs	Dylan Busby	15	5
	Taylor Walls	15	5
	Matt Henderson	34	4
	Drew Mendoza	34	4
RBI	Dylan Busby	21	5
	Jackson Lueck	47	4
	Dylan Busby	48	1.00
Runs per game	Taylor Walls	48	1.00
	J.C. Flowers	6	2
Sacrifice Bunts	Jackson Lueck	14	1
Sacrifice Flies	Quincy Nieporte	14	1
	Taylor Walls	14	1
	J.C. Flowers	24	0.40
Saves	J.C. Flowers	2	1
Stolen Bases	Drew Carlton	7	1
	Dylan Busby	25	1
K-to-BB Ratio	Jackson Lueck	25	1
	Taylor Walls	25	1
	Drew Parrish	1	12.00
Strikeouts	Tyler Holton	2	13
	Drew Parrish	4	12
	Will Zirzow	8	11
Strikeouts per 9 IP	Drew Parrish	10	14.73
	Tyler Holton	19	13.00
WHIP	Will Zirzow	3	0.22
	Drew Parrish	5	0.41
	Tyler Holton	24	0.67

# ACC TOURNAMENT

## 2017 ACC BASEBALL CHAMPIONSHIP

MAY 23-28 | LOUISVILLE SLUGGER FIELD | LOUISVILLE, KY



### POOL A

#1 Louisville  
#8 Florida State  
#12 Notre Dame

### POOL B

#2 North Carolina  
#7 NC State  
#11 Boston College

### POOL C

#3 Wake Forest  
#6 Miami  
#10 Georgia Tech

### POOL D

#4 Virginia  
#5 Clemson  
#9 Duke

**TUESDAY**  
MAY 23  
POOL PLAY

**WEDNESDAY**  
MAY 24  
POOL PLAY

**THURSDAY**  
MAY 25  
POOL PLAY

**FRIDAY**  
MAY 26  
POOL PLAY

**SATURDAY**  
MAY 27  
SEMIFINALS

**SUNDAY**  
MAY 28  
CHAMPIONSHIP

#10 Georgia Tech - 5  
**Game 1 - 11 AM**  
Louisville Slugger  
RSN/ACCN Extra  
#6 Miami - 6 (13)

#12 Notre Dame - 3  
**Game 4 - 11 AM**  
Louisville Slugger  
RSN/ACCN Extra  
#8 Florida State - 5 (12)

#2 North Carolina - 10 (7)  
**Game 5 - 12 PM**  
Louisville Slugger  
RSN/ACCN Extra  
#11 Boston College - 0

#6 Miami - 5  
**Game 9 - 11 AM**  
Louisville Slugger  
RSN/ACCN Extra  
#3 Wake Forest - 2

#9 Duke - 1  
**SEMIFINAL 1 - Noon**  
Louisville Slugger  
RSN/ACCN Extra  
#8 Florida State - 5

#11 Boston College - 1  
**Game 2 - 3 PM**  
Louisville Slugger  
RSN/ACCN Extra  
#7 NC State - 6

#3 Wake Forest - 5  
**Game 6 - Noon**  
Patterson Stadium  
ACCN Extra  
#10 Georgia Tech - 4

#5 Clemson - 2  
**Game 10 - Noon**  
Patterson Stadium  
ACCN Extra  
#4 Virginia - 10

#4 Virginia - 3  
**Game 11 - 3 PM**  
Louisville Slugger Field  
RSN/ACCN Extra  
#1 Louisville - 2

#6 Miami - 4  
**SEMIFINAL 2 - 6:30 PM**  
Louisville Slugger  
RSN/ACCN Extra  
#2 North Carolina - 12

#9 Duke - 6  
**Game 3 - 7 PM**  
Louisville Slugger  
RSN/ACCN Extra  
#5 Clemson - 3

#4 Virginia - 3  
**Game 7 - 3 PM**  
Louisville Slugger Field  
RSN/ACCN Extra  
#9 Duke - 4

#8 Florida State - 6  
**Game 11 - 3 PM**  
Louisville Slugger Field  
RSN/ACCN Extra  
#1 Louisville - 10

#7 NC State - 4  
**Game 12 - 7 PM**  
Louisville Slugger Field  
RSN/ACCN Extra  
#2 North Carolina - 12

**CHAMPIONSHIP**  
Noon  
ESPN2  
#8 Florida State - 7

#1 Louisville - 10  
**Game 8 - 7 PM**  
Louisville Slugger Field  
RSN/ACCN Extra  
#12 Notre Dame - 3

### NOLES WIN 7TH ACC CHAMPIONSHIP

- » Florida State became just the second 8-seed to win the ACC Baseball Championship, going 4-0 in Louisville, Ky., to secure the league's automatic bid.
- » FSU beat 12-seed Notre Dame and 1-seed Louisville in pool play, before beating 9-seed Duke and 2-seed North Carolina in the semifinals and finals, respectively.
- » Four Seminoles were named to the All-Tournament team, led by MVP Jackson Lueck.
- » First baseman Drew Mendoza, third baseman Dylan Busby and starting pitcher Tyler Holton also earned All-Tournament honors.
- » Against Notre Dame, starting pitcher Drew Parrish allowed just one earned run in six innings, and Lueck reached base in all six plate appearances (three hits, three walks).
- » Lueck had a first-inning single and a pair of two-run home runs, including the walk-off in the bottom of the 12th inning that moved FSU to 4-0 on the season against the Irish.
- » Playing Louisville for the third time in a week, the Seminoles used a powerful effort from Tyler Holton to reach the semifinals. Holton struck out 10 and allowed just four hits in eight innings in the 6-2 win.
- » Against Duke, starting pitcher Cole Sands set career-highs in innings pitched (6.2) and strikeouts (8) in FSU's 5-1 win. Sands would have pitched longer, but a 90-minute weather delay effectively ended his day.
- » In the Championship Game, the Seminoles fell behind

- » 3-0 in the second inning, but clawed back for a 7-3 win. It was the third consecutive season the Seminoles have played in the Championship Game, winning the title in 2015 against NC State and falling to Clemson in 2016.
- » FSU scored six runs against North Carolina reliever Josh Hiatt, who entered the game having allowed just five on the season and none in his past 15 appearances.
- » Drew Mendoza hit a pair of home runs off Hiatt, in the 7th and 8th innings. FSU took the lead in the 8th on Cal Raleigh's RBI single, followed by Mendoza's three-run home run.

### FSU PITCHING DOMINATES

- » Going 4-0 in the ACC Tournament, Florida State pitching tallied a 1.62 earned run average, allowing just seven ER in 39.0 innings.
- » The team combined to allow just 30 hits and 10 walks while striking out 41, with opponents hitting .205 against the unit.
- » Cole Sands, Tyler Holton, Andrew Karp and Alec Byrd each picked up wins in the tournament.

### BUSBY, LUECK LEAD BATS

- » Sophomore Jackson Lueck hit .438 with 7 RBI and a .550 OBP over four games en route to MVP honors.
- » Dylan Busby led FSU with a .444 average, four doubles and a home run, adding 15 RBI and a .524 average.
- » Combined, the two were 15-for-34 with five doubles, a

triple and three home runs.

- » Lueck and Drew Mendoza each had 2-HR games in the tournament as well. Entering the ACC Championship, FSU had just two multi-HR games on the season.

Player	Opponent	HR
Dylan Busby	Stetson	2
Drew Mendoza	Jacksonville	2
Jackson Lueck	vs. Notre Dame (ACC T)	2
Drew Mendoza	vs. North Carolina (ACC T)	2

- » FSU has had a player hit multiple home runs in the ACC Championship Game in consecutive seasons after Busby hit 2 against Clemson in 2016.

### TOURNAMENT HELD IN LOUISVILLE, KY.

- » For the first time in league history, the ACC Championship was held in Louisville at Louisville Slugger Field, the Triple A home for the Louisville Bats.
- » It is the 12th different city to host the ACC Championship. FSU previously won titles in Durham, N.C.; Greensboro, N.C.; Greenville, S.C.; Salem, Va.; and St. Petersburg, Fla.
- » FSU has won 11 games over the last three Championships, going a perfect 4-0 in 2015 and 2017 and 3-1 in 2016. The 11 wins since 2015 are the most in a three-year span since winning 13 from 2002-04.
- » With four selections to the All-Tournament Team, Florida State tied Clemson (60) for the most all-time selections, though FSU missed the first five tournaments before joining the league in 1992.

### EXTRA INNING WINS

- » FSU beat Notre, 5-3, in 12 innings in game one of the tournament. It was FSU's first extra-innings win in the event since beating North Carolina, 3-2, in 12 innings in 2005.
- » FSU improved to 4-3 all-time in extra innings games. Before Wednesday, FSU's last extra-inning game in the ACC Championship was a 7-4 loss to Virginia in 2013.

### 8-SEED WINS IT ALL

- » FSU was the 8-seed in the 2017 ACC Championship, the lowest in FSU's 26 appearances in the tournament.
- » FSU is just the second 8-seed to win the tournament, joining Georgia Tech in 2012. In 2014, the Yellow Jackets became the only 9-seed or lower to win the event.

### vs. OPPONENTS IN ACC TOURNAMENT

- » FSU improved to 1-0 against Notre Dame in the ACC Championship.
- » FSU improved to 2-0 against Louisville in the tournament.
- » FSU improved to 7-0 against Duke.
- » FSU improved to 11-1 against North Carolina.

### FSU TOPS CARDINALS

- » FSU spent 12 days in Louisville, playing the Cardinals in two games to end the regular season. Florida State went 3-0 against No. 2 Louisville, beating the Cardinals twice at Jim Patterson Stadium and in the ACC Championship at Louisville Slugger Field.
- » FSU's series win at Louisville to end the regular season was the first time an ACC opponent has won a series against the Cardinals in Louisville since joining the league in 2015 (was 14-0).
- » Furthermore, Louisville, the three-time Atlantic Division champions, is just 3-7 against Florida State over that span (teams split 2-2 in 2015; FSU won series 2-1 in 2016).
- » Against the rest of the conference, Louisville is 70-17.
- » After falling behind 7-3 in the opening game vs. Louisville this year (5/18), Florida State outscored the Cardinals 23-6 over the next 23 innings.

### 2017 ACC All-Tournament Team

C - Chris Proctor, Duke	1B - Drew Mendoza, FSU
2B - Nick Podkul, Notre Dame	3B - Dylan Busby, FSU
SS - Logan Warmoth, UNC	OF - Jackson Lueck, FSU
OF - Brian Miller, UNC	OF - Tyler Lynn, UNC
DH - Ashton McGee, UNC	P - Tyler Holton, FSU
P - J.B. Bukauskas, UNC	

MVP - Jackson Lueck, FSU

# GAME NOTES

## HOLTON IN ELITE COMPANY

- » Tyler Holton was named an All-American by a pair of publications this week (Second Team, Collegiate Baseball & Baseball America).
- » Holton is 10-2 with a 2.22 ERA on the season. He is FSU's first 10-game winner since Scott Sitz and Brandon Leibrandt both won 10 games in 2013.
- » **Holton was named First Team All-ACC as a starting pitcher.**
- » **Holton has been named ACC Pitcher of the Week five times this season, just the second pitcher in league history to win the award five times in one season (Mike Rogers, NC State, 2004).**
- » In an elimination game against UCF (6/3), Holton pitched his second complete game of the season, striking out 13 while allowing just one unearned run.
- » In two games against No. 2/5 Louisville, Holton allowed 2 ER in 16.0 innings, allowing nine hits, walking four and striking out 21.
- » Against No. 20 Wake Forest (5/13), Holton threw a complete-game shutout, allowing four hits (all singles), no walks and nine strikeouts in FSU's 4-0 win.
- » The Demon Deacons did not have a runner reach second base.

### Last 5 Complete Game Shutouts

6/5/17	Will Zirzow vs. Auburn - NCAA	FSU, 6-0
5/13/17	<b>Tyler Holton vs. Wake Forest</b>	<b>FSU, 4-0</b>
6/11/16	Drew Carlton at Florida (Super Reg.)	FSU, 3-0
3/6/15	Mike Compton vs. Boston College	FSU, 7-0
3/28/14	Luke Weaver at Boston College	FSU, 6-0
3/9/14	Mike Compton vs. Maryland	FSU, 7-0

- » Holton was stellar against No. 8 North Carolina (4/1), pitching a no-hitter before being pulled after 109 pitches in the eighth inning. He walked only one batter, his final of the game, and struck out 8.

### Holton vs. Ranked Opponents, 2017

4/1 vs. #8 UNC	7.0 IP, 0 H, 0 ER, 1 BB, 8 K
4/16 vs. #4 Clemson	8.0 IP, 7 H, 3 ER, 3 BB, 9 K
4/29 vs. #14 UVA	4.1 IP, 5 H, 2 ER, 1 BB, 1 K
5/13 vs. #20 Wake Forest	9.0 IP, 4 H, 0 ER, 0 BB, 9 K
5/19 at #2 Louisville	8.0 IP, 5 H, 1 ER, 3 BB, 11 K
5/26 vs. #5 Louisville	8.0 IP, 4 H, 1 ER, 1 BB, 10 K
6/3 vs. #23 UCF	9.0 IP, 6 H, 0 ER, 0 BB, 13 K
<b>Totals</b>	<b>53.1 IP, 31 H, 7 ER, 9 BB, 61 K (1.18 ERA)</b>

- » Against Oakland (3/4), Holton struck out a career-high 13 batters in just six innings of work without allowing a walk. Holton also struck out 13 against UCF in the NCAA Regional.
- » Holton became the first Nole with 13 K since Luke Weaver had 14 against Troy in the 2013 NCAA Regionals. He is the first Seminole with consecutive games of 10+ K's since Sean Gilmartin in 2011.
- » Holton's six games of double-digit strikeouts are the most in one season for an FSU pitcher since Jonathan Johnson also did it six times in 1995. MLB First Overall Pick Paul Wilson did it eight times for FSU in 1994.

Date	Pitcher	K's	Opponent
6/5/17	Will Zirzow	11	Auburn (NCAA T)
6/3/17	<b>Tyler Holton</b>	<b>13</b>	<b>UCF (NCAA T)</b>
6/2/17	Drew Parrish	12	Tenn. Tech (NCAA T)
5/26/17	<b>Tyler Holton</b>	<b>10</b>	<b>Louisville (ACC T)</b>
5/19/17	<b>Tyler Holton</b>	<b>11</b>	<b>Louisville</b>
5/6/17	<b>Tyler Holton</b>	<b>10</b>	<b>Pacific</b>
3/14/17	Andrew Karp	11	Florida
3/4/17	<b>Tyler Holton</b>	<b>13</b>	<b>Oakland</b>
2/25/17	<b>Tyler Holton</b>	<b>11</b>	<b>Samford</b>

- » Holton ranks fifth nationally in WHIP (0.84), 6th in strikeouts (132), 8th in hits allowed per nine innings (5.38) and 10th in wins (10).
- » Holton's 132 strikeouts are the most for a Seminole since 2000 and the 13th-most in a single season for FSU.

### Single Season Strikeouts, FSU history

1. Mike Loynd	223, '86	8. Tim Davis	142, '92
2. Richie Lewis	202, '86	9. Nick Stocks	139, '99
3. Richie Lewis	196, '87	10. John Wasdin	138, '93
4. Paul Wilson	161, '94	11. Jonathan Johnson	137, '94
5. Pat Osburn	154, '70	12. Gar Finnvid	136, '90
6. Gene Ammann	150, '70	<b>13. Tyler Holton</b>	<b>132, '17</b>
7. Mike Ziegler	149, '00		

- » Holton is hitting .268 on the season, with a pair of home runs, 9 RBI, 8 runs and 4 walks.
- » After not having a multi-hit game in 2016, Holton already has three in 2016. His three RBI against Pacific set a career-high, as did his three runs scored against Wake Forest (5/14).

## 500+ STRIKEOUTS

- » Behind Tyler Holton's team-high 132 strikeouts, Florida State has amassed 594 as a pitching staff this season.
- » The 594 strikeouts are the most under pitching coach Mike Bell (since 2012), and FSU's most since 631 in 2000.
- » The 631 strikeouts are the 11th-most in school history. FSU's 594 strikeouts are the third-most in the NCAA this season, behind USF (620) and Arkansas (619).

### Most strikeouts, FSU single-season history

1. 1986	718	7. 1992	629
2. 1994	680	8. 1995	628
3. 1999	662	9. 1993	620
4. 1989	657	10. 1987	612
5. 1991	637	<b>11. 2017</b>	<b>594</b>
6. 2000	631		

## FSU PITCHING LAST 10 GAMES

- » Since allowing nine runs at No. 2 Louisville in a 12-9 win on May 18, Florida State's pitching has been clicking on all cylinders.
- » In 10 games since, FSU is 9-1 with a 1.91 ERA, 115 strikeouts against just 21 walks, and a .217 opponent batting average.
- » Tyler Holton (3-0) and Alec Byrd (2-0) are both undefeated with multiple wins, while Cole Sands, Alec Byrd, Drew Carlton (1-1), Andrew Karp and Will Zirzow each have one win.
- » FSU's top three starters (Holton 0.72, Parrish 1.12, and Sands 1.64) each have ERA's under two in that span.
- » Will Zirzow, who had not pitched since May 9, threw a complete-game shutout, allowing just two hits and striking out a career-high 11, in the Regional Final against Auburn Monday night.

## NIEPORTE PERFECT IN FINAL HOME GAME

- » Designated hitter Quincy Nieporte was a perfect 5-for-5 against Wake Forest (5/14) on five singles.
- » Entering the game, Nieporte's career high was four hits, done once each in 2015 and 2016. This season, Nieporte's high was two hits, done on 13 separate occasions.
- » Nieporte is the first player since Josh Delph against Miami (17 innings) with five hits, and the first player since Jayce Boyd in 2011 to go 5-for-5.

### Seminole with 5 hits, last 5 times:

5/14/17	<b>Quincy Nieporte (vs. Wake Forest)</b>	<b>5-for-5</b>
4/24/15	Josh Delph (at Miami)	5-for-7
4/27/12	Jayce Boyd (vs. Rhode Island)	5-for-6
4/17/11	Jayce Boyd (at Virginia Tech)	5-for-5
5/31/09	Stephen Cardullo (vs. Ohio State)	7-for-9
5/31/09	Mike Meschke (vs. Ohio State)	5-for-5

- » Nieporte had 3 doubles and 5 RBI at Louisville (5/18), the first FSU player this year with 3 doubles in a game.

## MENDOZA'S BIG DAY LEADS NOLES

- » Freshman Drew Mendoza had a two home run game in the ACC Championship Game against No. 2 North Carolina, registering four RBI in FSU's 7-3 win on Sunday. The effort earned him All-ACC Tournament honors and was the second time this year the Minneola, Fla., native had a multi-HR game (Jacksonville, 5/9).
- » Against JU, Mendoza became the first FSU freshman with six RBI since DJ Stewart had six against Georgia Tech in 2013. He is the first Seminole with two HR and six RBI in a game since Chris Marconcini against Pittsburgh in 2015.
- » For the Seminoles, the 21 runs are the most since scoring 23 against Rhode Island in 2016. The 17 hits tied a season high (17 vs. Pacific, 5/6), and Mendoza's two HR were FSU's only extra-base hits.

### Seminole with 2 HR, 6 RBI (last 5):

5/9/17	<b>Drew Mendoza (vs. Jacksonville)</b>	<b>2 HR, 6 RBI</b>
4/17/15	Chris Marconcini (vs. Pitt)	2 HR, 6 RBI
3/22/15	D.J. Stewart (at Virginia)	2 HR, 6 RBI
3/11/15	Quincy Nieporte (at UCF)	2 HR, 7 RBI
6/8/12	Devon Travis (vs. Stanford)	2 HR, 6 RBI

## NOLES IMPROVING ON DEFENSE

- » Florida State had gone five consecutive games without committing an error before a 7th-inning flub at Louisville (5/18), the longest streak for the program since February 25-March 4, 2012 (also five games).
- » FSU's 56 inning stretch without an error was the program's second-longest over the past 15 seasons.

## Consecutive Games w/o an error, since 2003:

3/24-4/1/07	6 games	64 innings
5/7-5/18/17	<b>5 games</b>	<b>56 innings</b>
2/25-3/4/12	5 games	53 innings
4/26-5/6/14	4 games	50 innings

## BUSBY NATIONAL POTW

- » Junior third baseman Dylan Busby became the first FSU player ever with at least three RBI in five straight games after hitting a three-run homer against Miami (4/21).
- » After a two-run home run vs. Duke in the ACC Championship (5/27), his 13th of the year, Busby now has 37 career home runs, the most among active players in the ACC, three ahead of Seth Beer (Clemson).
- » For his efforts, Busby was named the NCBWA National Hitter of the Week (FSU's first since DJ Stewart in 2015) and the ACC Player of the Week.

## SANDS DEALING ON THE ROAD

- » Sophomore pitcher Cole Sands is 6-3 this season, including a perfect 4-0 mark in six games away from Tallahassee.
- » The Seminoles have won all five of Sands road starts (Virginia Tech, Notre Dame, NC State, Miami, Louisville, Duke in ACC Tournament). Sands has 34 strikeouts on the road, including a career-high 8 vs. the Blue Devils in the ACC Tournament. Sands previously had 7 each against VT, ND, and Miami.
- » Sands also pitched a career-high 6.2 innings against the Blue Devils, and would have gone longer if not for a 90-minute weather delay that ended his afternoon.

## NOLES USING LONG BALL

- » Florida State has hit 68 home runs in 2017, the most since hitting 86 in 2010.
- » The Seminoles hit a home run in nine consecutive games from April 8-22, FSU's longest streak since 2010 (May 27-June 13).

### FSU Home Runs, Last 8 Seasons:

2017	<b>68 in 64 games</b>	2013	35 in 64 games
2016	57 in 63 games	2012	46 in 67 games
2015	59 in 65 games	2011	61 in 65 games
2014	26 in 60 games	2010	86 in 68 games

## RALEIGH DURABLE BEHIND HOME

- » Sophomore catcher Cal Raleigh is the only Seminole to play in every game this season, starting all 64 games behind home plate.
- » Centerfielder J.C. Flowers missed the first game of the Pacific series, yielding to Tyler Holton, snapping his games started streak at 45. Rhett Aplin, now out for the season with a foot injury, had played every game prior to the Stetson game on April 25.
- » After starting as the designated hitter against Toledo on March 9 last season, Raleigh has started 114 consecutive games at catcher.

## WALLS' LEADOFF HR vs. UF & CU

- » Taylor Walls led off the game against Florida (4/11) with his fourth home run of the season.
- » In doing so, he became the first FSU player to lead off a first inning with a home run since Sherman Johnson in 2012.
- » In 2011, FSU hit five leadoff homeruns - three by current Blue Jays second baseman Devon Travis, and two by current Blue Jays minor leaguer Raffy Lopez.
- » Walls hit another leadoff home run against Clemson (4/16).

## APLIN LEADS OUTFIELD IN ASST'S

- » Before being sidelined for the season with a broken foot, Rhett Aplin had four of Florida State's six outfield assists this season after throwing a runner out at the plate to preserve a tie game vs. No. 3 Clemson (4/17).
- » J.C. Flowers added FSU's seventh assist against Jacksonville (5/9), gunning a runner down at the plate.
- » FSU entered the NC State (4/9) game with three outfield assists on the season. In the 5th inning against the Wolfpack, Aplin and Flowers each had an assist.
- » At Louisville (5/19), Jackson Lueck had his first two assists of the season, including one in the seventh inning at the plate to help preserve FSU's lead.
- » Lueck is the first player with two in one game since Steven Wells had a pair against Miami (5/21) in 2016.
- » Wells had perhaps FSU's biggest assist this season, throwing out a runner after a pop fly in the ACC Cham-

# GAME NOTES

Championship opener against Notre Dame in the 11th inning. FSU would go on to win the game in 12 innings.

Player	Date - Opponent - Inning	Assist
Flowers	6/2 - Tennessee Tech - 9th	8-2
Wells	5/24 - Notre Dame - 11th	9-2
Lueck	5/19 - Louisville - 9th	7-6-5
Lueck	5/19 - Louisville - 7th	7-6-2
Flowers	5/9 - Jacksonville - 5th	8-2
Aplin	4/17 - Clemson - 7th	9-2
Flowers	4/9 - NC State - 5th	8-5-3-2
Aplin	4/9 - NC State - 5th	7-5
Aplin	4/4 - FGCU - 8th	9-6
Aplin	3/24 - Notre Dame - 3rd	9-2
Wells	2/24 - Samford - 8th	F9-4-6 DP

## PARRISH CG SHUTS DOWN IRISH

- » Freshman Drew Parrish allowed just three hits and one unearned run in FSU's 5-1 win over Notre Dame (3/25), throwing the first complete game of his young career.
- » In the ACC Championship opener against the Fighting Irish, Parrish allowed just one earned run in six innings while striking out three. In two games against ND this year, the Rockledge, Fla., native allowed just one earned run in 15 innings, giving up seven hits and striking out 10 (0.60 ERA).
- » Parrish is the first FSU freshman to throw a complete game since Sean Gilmartin had two in 2009.

### Last 5 complete games:

6/5/17	Auburn (NCAA)	Will Zirzow	W, 6-0
6/3/17	UCF (NCAA)	Tyler Holton	W, 6-1
5/13/17	Wake Forest	Tyler Holton	W, 4-0
3/25/17	at Notre Dame	Drew Parrish	W, 5-1
6/11/16	at Florida (NCAA)	Drew Carlton	W, 3-0

## NOLES SWEEP IRISH

- » When FSU swept Notre Dame on March 24 and 25, it was the first three-game road sweep for Florida State since winning three times at Boston College in 2014.
- » It was FSU's first time winning a game at Frank Eck Stadium after the Noles were swept in 2015. Notre Dame joined the ACC prior to the 2014 season.
- » FSU added a 5-3, 12-inning win over the Irish in the ACC Tournament (5/24).
- » The sweep was the fifth for the Seminoles since 2010, and only once in that span has FSU swept two opponents on the road in one season:

Year	Opponent	Scores
2017	at Notre Dame	8-2, 8-3 (13), 5-1
2014	at Boston College	6-0, 11-7, 10-1
2012	at Georgia Tech	2-1 (10), 12-7, 8-4
2012	at Duke	5-3, 5-0, 10-2
2010	at Wake Forest	10-1, 5-4, 17-16

## WALK-OFF WINS

- » For the first time this season, FSU won on a walk-off hit when freshman J.C. Flowers' two-run single capped FSU's 10-9 comeback win vs. Jacksonville (3/21).
- » The Seminoles trailed 7-0 after the top of the first inning, the second time this year that FSU rallied from a 7-0 deficit (Oakland, 3/3).
- » Against the Dolphins, the FSU bullpen allowed just one earned run in 8.1 innings, striking out 8 without walking a batter.
- » Against FGCU on April 4, Jackson Lueck tallied his third hit of the game, an RBI double that scored Taylor Walls in FSU's 7-6 win.
- » Lueck hit FSU's first walk-off home run of the season in the 12th inning against Notre Dame in the first round of the ACC Tournament. Lueck had FSU's last walk-off home run as well, against Miami in 2016.
- » In the NCAA Regionals, Flowers was hit with the bases loaded, forcing in the winning run against Auburn in an elimination game. FSU beat Auburn 6-0 the next day to advance to the Super Regionals.

## 7-R 1st = WINNING RECORD

- » The JU game (3/21) was the fifth time in school history that FSU has allowed seven runs in the first inning.
- » The 7 runs allowed are the most in school history in a first inning, most recently in 2010 against NC State.

Date	Opponent	After 1	Score
3/21/17	Jacksonville	1-7	W, 10-9
5/16/10	NC State	0-7	W, 12-9 (7)
2/8/02	Stanford	0-7	L, 3-9
3/6/84	UNLV	4-7	L, 9-14
4/29/52	Fla. Southern	4-7	W, 22-11

## NIEPORTE SETS SLAM RECORD

- » With a grand slam in each of the first two games at Virginia Tech (3/17-18), senior Quincy Nieporte set an FSU record with his fourth grand slam this season.
- » Q also leads the country in grand slams and is the only player in the country with more than two this year.
- » The national record for grand slams in a season is 6, by Kyle Bryan of Alabama in 1984.
- » Nieporte also had six RBI in the game at Virginia Tech (3/18), a new season high and one shy of his career high of 7 at UCF in 2015, when he hit his only grand slam prior to this season.
- » With his fourth grand slam, he passed five other Seminoles that previously had three in a season:

Year	Player	Grand Slams
2017	Quincy Nieporte	4
2012	Seth Miller	3
2008	Buster Posey	3
2006	Dennis Guinn	3
1996	Jeremy Morris	3
1996	J.D. Drew	3

## KARP SETS RECORD WITH 11 K's

- » Against Florida (3/14), sophomore Andrew Karp struck out 11 Gator batters, topping his career-high of nine from his first start this season (USF, 2/21).
- » He is one of four Seminoles to have a 10+ strikeout game this year (Tyler Holton-6, Drew Parrish, Will Zirzow).
- » Before this year, the last time an FSU player had double-digit strikeouts was Mike Compton against Coastal Carolina in 2015.
- » Karp is just the 10th FSU pitcher, and first since 1996, to record at least 11 strikeouts against the Gators:

### 10+ Strikeouts vs. Florida, FSU history:

3/14/17	Andrew Karp	11
2/29/96	Randy Choate	11
3/10/90	Ricky Kimball	13
3/1/75	Danny O'Brien	14
5/24/68	Steve Mastin	12
5/20/67	Wayne Vincent	11
5/29/64	Marty Howell	11
3/28/59	Frank Davis	14
6/7/58	Frank Slusser - NCAA Tourney	11
4/6/57	Jerry Boxer	13

## GAMES WITHOUT A WALK

- » Florida State ranks second in the nation in walks this season with 364, so it is very rare that the Seminoles do not record a walk.
- » Against Florida (3/14), the Seminoles were held without a walk for the first time this season and just the fifth time since 2013.
- » The game against the Gators was the first in that span that the Seminoles did not win:

### Games w/o Drawing a Walk, Last 5:

3/14/17	at Florida	L, 0-1
5/8/16	Bowling Green State	W, 6-1
4/7/15	Florida Gulf Coast	W, 5-0
5/17/13	Clemson	W, 2-1
3/3/13	Villanova	W, 2-1

## GAMES WITHOUT ALLOWING BB

- » In the same game that FSU did not draw a walk at Florida (3/14), Andrew Karp and Chase Haney combined to not allow a walk as well.
- » Andrew Karp went 7.0 innings, striking out 11 and not walking any. Chase Haney pitched the eighth inning without allowing a walk.
- » FSU has done it six other times this year, including three times in the postseason.

### Games w/o Allowing a Walk, 2017:

6/5/17	Auburn (NCAA Regional)	W, 6-0
6/3/17	UCF (NCAA Regional)	W, 6-1
5/27/17	vs. Duke (ACC Championship)	W, 5-1
5/13/17	Wake Forest	W, 4-0
5/6/17	Pacific	W, 5-3
3/14/17	at Florida	L, 0-1
2/17/17	VCU	L, 0-3

## LARGEST ACC SHUTOUT SINCE '03

- » FSU's 13-0 win in the second game of a doubleheader vs. Boston College (3/11) was the largest ACC shutout for FSU since 2003 against Duke (also 13-0).
- » It is the fifth straight season that Florida State has shut out Boston College, including the only game

played in 2016 (3-0 at BC).

- » It was the seventh time since joining the league in 1992 that FSU has scored more than 10 runs in a shutout of an ACC opponent:

Date	Opponent	Score
3/10/00	Duke	FSU, 17-0
3/11/17	Boston College	FSU, 13-0
5/22/03	Duke	FSU, 13-0 (ACC Tourn.)
5/26/06	Virginia	FSU, 11-0 (ACC Tourn.)
3/23/00	Maryland	FSU, 11-0
3/24/00	Maryland	FSU, 11-0
3/17/93	Virginia	FSU, 11-0

## DERR TIES SCHOOL RECORD

- » Freshman Nick Derr tied a school record after getting hit by three pitches against Boston College in the second game of a doubleheader (3/11).
- » Derr is one of 36 players with three HBP in a game this season.
- » He is the fourth player in school history to get hit by three pitches, and the third player in the last four years to earn the honor:

Date	Player w/ 3 HBP	Opponent
3/11/17	Nick Derr	Boston College
3/3/15	Hayden Kelly	USF
2/15/14	Justin Gonzalez	Niagara
3/6/01	Karl Jernigan	St. Joseph's

## FSU AMONG LEADERS IN WALKS

- » Taylor Walls' 57 walks rank sixth in the country.
- » FSU's 364 are the second-most for a team:

### Team Walks, 2017:

1.	South Alabama	61	373
2.	Florida State	64	364
3.	Southern Miss	66	356
4.	Missouri State	61	346
5.	Liberty	55	341

### FSU Nat'l Rank in Walks, Last 8 Seasons:

2017	2	364	2013	3	359
2016	6	332	2012	1	386
2015	1	379	2011	1	381
2014	1	330	2010	1	402

## FIRST STARTS ON THE MOUND

- » Freshman Drew Parrish allowed just two hits and a run while striking out six in six innings in his first career start vs. Samford (2/26).
- » Senior Will Zirzow allowed two runs in three innings in his first career start, against FGCU (4/5).
- » Here is a look at how other Noles fared in their first career start:

Pitcher	First Start
A Byrd (L vs. UCF)	2014 2.1 IP, 4 H, 4 ER, 2/2 K/BB
D Carlton (W vs. USF)	2015 5.0 IP, 5 H, 0 ER, 5/0 K/BB
C Johnson (W vs. Oak)	2015 5.0 IP, 2 H, 0 ER, 6/2 K/BB
E Voyles (L vs. Wake)	2015 1.2 IP, 3 H, 0 ER, 2/0 K/BB
J Voyles (ND vs. USF)	2015 1.1 IP, 2 H, 3 ER, 2/3 K/BB
T Holton (L vs. JU)	2016 3.0 IP, 9 H, 4 ER, 2/2 K/BB
A Karp (W vs. Stetson)	2016 5.0 IP, 3 H, 1 ER, 1/0 K/BB
C Sands (W vs. RIU)	2016 5.0 IP, 2 H, 0 ER, 6/1 K/BB
D Parrish (W vs. Sam)	2017 6.0 IP, 2 H, 1 ER, 6/0 K/BB
W Zirzow (ND vs. FGCU)	2017 3.0 IP, 4 H, 2 ER, 5/0 K/BB

## NOLES HIT FOR CYCLE

- » FSU hit for the team cycle against Auburn (6/4), with Dylan Busby's game-tying triple coming in the bottom of the ninth inning.
- » FSU is 4-0 when hitting the team cycle (at Virginia Tech, at Notre Dame, vs. Duke - ACC Tourney).

## DREW'S JERSEY RETIRED

- » FSU legend J.D. Drew had his jersey retired prior to the Clemson game (4/15), just the second player in FSU history to be so honored (Dick Hower, No. 34).
- » Drew played at Florida State from 1995-97, was a two-time All-American and is still the only member of the 30 home run/30 stolen base club when he accomplished the feat in 1997.
- » Drew was twice selected in the top five of the MLB Draft, in 1997 and 1998, and enjoyed a 14-year major league career, winning the 2007 World Series title with Boston and earning All-Star MVP honors in 2008.



RECORD BROKEN DOWN...

	2017	2016
Overall	43-21	41-22
Home	27-13	30-9
Away	12-7	8-11
Neutral	4-1	3-2
vs. Ranked Teams	11-12	12-9
On TV	8-0	1-5
On Internet	35-17	39-14
ACC	14-14	16-10
ACC Home	6-9	10-3
ACC Away	8-5	6-7
vs. ACC (non-conference)	4-0	3-1
vs. Atlantic-10	2-1	3-0
vs. American	3-1	3-0
vs. Atlantic Sun	7-1	2-2
vs. Big East	0-0	3-1
vs. Big XII	0-0	1-1
vs. Colonial Athletic	0-0	2-1
vs. Conference USA	0-0	1-0
vs. Horizon	3-0	0-0
vs. MAAC	0-0	4-0
vs. Ohio Valley	1-1	0-0
vs. SEC	2-3	1-5
vs. SoCon	3-0	0-0
vs. SWAC	0-0	1-0
vs. Sun Belt	0-0	1-0
vs. West Coast	4-0	0-0
Extra Innings	3-2	4-1
Morning Start	0-0	1-2
Afternoon Start	25-10	19-10
Evening Start	18-11	20-11
In Florida	32-17	32-13
In Indiana	3-0	0-0
In Kentucky	6-0	0-0
In Massachusetts	0-0	1-0
In North Carolina	1-2	5-5
In Pennsylvania	0-0	2-1
In South Carolina	0-0	1-2
In Virginia	1-2	0-0
On Monday	2-0	0-2
On Tuesday	6-4	4-5
On Wednesday	4-1	5-2
On Thursday	1-0	1-1
On Friday	11-5	10-3
On Saturday	11-6	12-4
On Sunday	8-5	10-7
In February	6-2	5-1
In March	12-7	13-5
In April	9-9	9-4
In May	12-2	9-8
In June	4-1	4-2
FSU scores 0-3 runs	1-12	4-16
FSU scores 4-7 runs	20-6	10-3
FSU scores 8+ runs	22-3	27-2
Opp scores 0-3 runs	29-4	21-4
Opp scores 4-7 runs	10-8	17-10
Opp scores 8+	4-9	4-7
FSU homers	30-11	29-8
Opponent homers	15-12	14-11
FSU has more hits	32-1	36-6
Opp has more hits	7-17	2-16
Hits are tied	4-3	2-1
versus LHP (Starter)	17-4	7-7
versus RHP (Starter)	26-17	34-15
FSU reliever pitches	39-21	40-22
In one-run games	7-6	7-3
In two-run games	5-6	1-3
As the No. 1 team	1-4	0-0

HONORS

**ALL-ACC**  
 First Team - Tyler Holton (SP)  
 Second Team - Quincy Nieporte (DH)  
 Third Team - Dylan Busby (3B)  
 Freshman Team - J.C. Flowers (OF)  
 Freshman Team - Drew Mendoza (1B)

**ALL-ACC TOURNAMENT TEAM**  
 1B - Drew Mendoza  
 3B - Dylan Busby  
 OF - Jackson Lueck - MVP  
 P - Tyler Holton

**COLLEGIATE BASEBALL**  
 Second Team All-American - LHP Tyler Holton  
 Freshman All-American - 1B Drew Mendoza

**BASEBALL AMERICA**  
 Second Team All-American - LHP Tyler Holton

**Preseason COLLEGIATE BASEBALL**  
 First Team All-American - Dylan Busby & Taylor Walls

**Preseason PERFECT GAME**  
 Third Team All-American - Cal Raleigh & Taylor Walls

**Preseason BASEBALL AMERICA**  
 Second Team All-American - Dylan Busby  
 Third Team All-American - Taylor Walls  
 Top 100 Draft Prospects - Taylor Walls (24) & Dylan Busby (25)

**Preseason NCBWA**  
 First Team All-American - Dylan Busby and Taylor Walls  
 Third Team All-American - Jackson Lueck and Cal Raleigh  
 Stopper of the Year - Midseason Watch List - Drew Carlton

**Preseason D1Baseball.com**  
 Second Team All-American - Cal Raleigh and Taylor Walls

**D1Baseball.com PLAYER RANKINGS**

Player	Position	Rank
Dylan Busby	First Base	#5
Drew Carlton	Starting Pitcher	#73
J.C. Flowers	Outfield	#150
	Freshman	#70
Tyler Holton	Starting Pitcher	#101
Jackson Lueck	Outfield	#11
	2018 Prospects	#27
Drew Mendoza	Third Base	#5
	Freshman	#2
Quincy Nieporte	First Base	#41
Cal Raleigh	Catcher	#2
	2018 Prospects	#9
Cole Sands	Starting Pitcher	#63
	2018 Prospects	#14
Taylor Walls	Shortstop	#2

**Midseason Golden Spikes Award Watch List**  
 LHP Tyler Holton

**Midseason D1Baseball.com 2017 Prospects**

Player	Rank
Taylor Walls	#30
Dylan Busby	#62

HOME RUNS

No.	Player	SEASON		Opp	Type
		Date			
1	Aplin	2/18		VCU	2-R
2	Nieporte	2/19		VCU	Solo
3	Busby	2/24		Samford	3-R
4	Flowers	2/24		Samford	Solo
5	Aplin (2)	2/24		Samford	2-R
6	Nieporte (2)	2/25		Samford	GS
7	Raleigh	2/28		J-Ville	Solo
8	Nieporte (3)	3/3		Oakland	GS
9	Truluck	3/3		Oakland	Solo
10	Nieporte (4)	3/5		Oakland	Solo
11	Busby (2)	3/10		BC	2-R
12	Walls	3/10		BC	2-R
13	Flowers (2)	3/11		BC	3-R
14	Walls (2)	3/11		BC	Solo
15	Raleigh (2)	3/17		VT	Solo
16	Nieporte (5)	3/17		VT	GS
17	Busby (3)	3/18		VT	2-R
18	Nieporte (6)	3/18		VT	GS
19	Aplin (3)	3/18		VT	2-R
20	Derr	3/21		J-Ville	Solo
21	Walls (3)	3/21		J-Ville	Solo
22	Raleigh (3)	3/21		J-Ville	Solo
23	Busby (4)	3/24		ND	3-R
24	Lueck	3/24		ND	2-R
25	Daughtry	3/24		ND	3-R
26	Lueck (2)	3/25		ND	2-R
27	Aplin (4)	3/25		ND	Solo
28	Aplin (5)	4/2		UNC	3-R
29	Raleigh (4)	4/4		FGCU	Solo
30	Aplin (6)	4/8		NC State	2-R
31	Mendoza	4/9		NC State	2-R
32	Walls (4)	4/11		Florida	Solo
33	Lueck (3)	4/15		Clemson	2-R
34	Walls (5)	4/16		Clemson	Solo
35	Nieporte (7)	4/16		Clemson	2-R
36	Busby (5)	4/16		Clemson	3-R
37	Raleigh (5)	4/17		Clemson	Solo
38	Busby (6)	4/19		Stetson	Solo
39	Busby (7)	4/19		Stetson	2-R
40	Raleigh (6)	4/19		Stetson	Solo
41	Busby (8)	4/21		Miami	3-R
42	Nieporte (8)	4/22		Miami	Solo
43	Lueck (4)	4/22		Miami	Solo
44	Busby (9)	4/28		Virginia	Solo
45	Lueck (5)	4/28		Virginia	Solo
46	Mendoza (2)	4/28		Virginia	2-R
47	Busby (10)	4/30		Virginia	Solo
48	Mendoza (3)	4/30		Virginia	2-R
49	Nieporte (9)	4/30		Virginia	2-R
50	Holton	5/5		Pacific	3-R
51	Busby (11)	5/5		Pacific	Solo
52	Lueck (6)	5/6		Pacific	Solo
53	Mendoza (4)	5/9		J-Ville	2-R
54	Mendoza (5)	5/9		J-Ville	GS
55	Holton (2)	5/12		W. Forest	2-R
56	Raleigh (7)	5/14		W. Forest	2-R
57	Raleigh (8)	5/18		Louisville	Solo
58	Busby (12)	5/18		Louisville	2-R
59	Lueck (7)	5/24		ND	2-R
60	Lueck (8)	5/24		ND	2-R
61	Busby	5/27		Duke	2-R
62	Mendoza (6)	5/28		UNC	Solo
63	Mendoza (7)	5/28		UNC	3-R
64	Lueck (9)	6/3		UCF	3-R
65	Walls (6)	6/3		UCF	Solo
66	Mendoza (8)	6/4		TN Tech	Solo
67	Busby (14)	6/4		Auburn	3-R
68	Wells	6/5		Auburn	Solo

Player	Total	CAREER		
		2017	2016	2015
Busby	37	14	14	9
Nieporte	21	9	5	7
Raleigh	18	8	10	-
Lueck	13	9	4	-
Walls	12	6	6	-
Mendoza	8	8	-	-
Aplin	6	6	-	-
Holton	4	2	2	-
Flowers	2	2	-	-
Truluck	2	1	1	-
Wells	3	1	1	1
Derr	1	1	-	-
Daughtry	1	1	-	-

Player	Total	GRAND SLAMS		
		2017	2016	2015
Nieporte	5	4	-	1
Mendoza	1	1	-	-
Busby	1	-	1	-
Walls	1	-	1	-

# PROJECTED STARTERS

**C 35** 

## CAL RALEIGH • 6-3, 205, SO.

» Has started 114 consecutive games at catcher.  
 » Game-winning RBI single vs. 2-seed North Carolina in ACC Championship Game.  
 » First HR of season came at JU (2/28); Noles rallied to win 6-5.

	AVG	AB	R	H	2B	3B	HR	RBI	BB	OBP
LAST 5	.190	21	1	4	0	0	0	1	0	.190
LAST 10	.200	40	3	8	1	0	0	2	5	.289

**1B 22** 

## DREW MENDOZA • 6-4, 210, FR.

» Two home runs, 4 RBI vs. North Carolina in ACC Championship Game (5/28).  
 » All-ACC Tournament Team and All-ACC Freshman Team.  
 » Collegiate Baseball Freshman All-American.

	AVG	AB	R	H	2B	3B	HR	RBI	BB	OBP
LAST 5	.294	17	4	5	1	0	1	2	4	.429
LAST 10	.257	35	9	9	1	0	3	7	8	.386

**2B 24** 

## MATT HENDERSON • 5-9, 165, SR.

» Three-run double vs. Clemson (4/15) part of career-high 4 RBI night.  
 » Since April 1, average has jumped 77 points (.190 to .267).  
 » Career-high eight game hitting streak snapped vs. Auburn.

	AVG	AB	R	H	2B	3B	HR	RBI	BB	OBP
LAST 5	.333	15	4	5	1	0	0	0	5	.524
LAST 10	.333	33	6	11	2	0	0	3	7	.463

**3B 28** 

## DYLAN BUSBY • 6-3, 190, JR.

» NCBWA National Hitter of the Week (4/25); third-team All-ACC, All-ACC Tournament Team.  
 » First Nole with at least three RBI in five straight games (3 vs. Clemson, Stetson, Miami).  
 » Game-tying triple vs. Auburn (6/4) in bottom of ninth to keep season alive.

	AVG	AB	R	H	2B	3B	HR	RBI	BB	OBP
LAST 5	.316	19	5	6	2	1	1	5	3	.458
LAST 10	.333	42	12	14	6	1	2	10	4	.440

**SS 10** 

## TAYLOR WALLS • 5-10, 180, JR.

» Leadoff home run against Florida (4/11) was FSU's first since 2012 (S. Johnson).  
 » Career-high tying four runs at No. 2 Louisville (5/18).  
 » Ranks 4th nationally, leads ACC in runs (70); 6th nationally in walks (57).


	AVG	AB	R	H	2B	3B	HR	RBI	BB	OBP
LAST 5	.238	21	5	5	0	0	1	1	2	.304
LAST 10	.279	43	10	12	1	0	1	3	6	.367

**LF 2** 

## JACKSON LUECK • 6-1, 190, SO.

» Two HR vs. Notre Dame in ACC Tourney, including walk-off 2-R HR in 12th inning.  
 » ACC Tournament MVP after going 7-for-16 with 7 runs batted in.  
 » Three-run home run vs. UCF (6/3) helped stave off elimination in Regionals.

	AVG	AB	R	H	2B	3B	HR	RBI	BB	OBP
LAST 5	.316	19	2	6	1	0	1	4	3	.435
LAST 10	.359	39	7	14	2	1	3	12	8	.479

**CF 8** 

## J.C. FLOWERS • 6-2, 185, FR.

» Started 63 of 64 games this season in centerfield.  
 » Walk-off two-run single vs. JU (3/21) capped FSU rally from 9-7 deficit in 9th.  
 » Walk-off HBP vs. Auburn (6/4) in 10th inning helped extend season.

	AVG	AB	R	H	2B	3B	HR	RBI	BB	OBP
LAST 5	.071	14	2	1	0	0	0	3	1	.222
LAST 10	.061	33	3	2	0	0	0	3	1	.158

**RF 14** 

## TYLER HOLTON • 6-2, 200, SO.

» Home runs against Pacific (1st AB in 1st start this year) and Wake Forest (5/12).  
 » Leads ACC with 10 wins on the mound; first-team All-ACC starting pitcher.  
 » Second Team All-American (Baseball America & Collegiate Baseball).

	AVG	AB	R	H	2B	3B	HR	RBI	BB	OBP
LAST 5	.091	11	1	1	0	0	0	2	0	.091
LAST 10	.118	17	2	2	0	0	0	2	1	.167

**DH 29** 

## QUINCY NIEPORTE • 6-1, 223, SR.

» 5-for-5 vs. WF (5/14) in final home game; FSU's 1st 5-for-5 since Jayce Boyd in 2011.  
 » Sixth nationally with 73 RBI; most for a Seminole since Mike McGee (73 in 2010).  
 » Four of nine home runs have been Grand Slams (most in the country).

	AVG	AB	R	H	2B	3B	HR	RBI	BB	OBP
LAST 5	.400	20	0	8	2	0	0	3	1	.429
LAST 10	.293	41	0	12	4	0	0	7	2	.341

## TRACKING THE BATS

### HITTING STREAK

	Career	Season	Current
Jackson Lueck	13	13	1
Quincy Nieporte	11	11	5
Dylan Busby	10	8	4
Matt Henderson	8	8	-
Drew Mendoza	7	7	4
Rhett Aplin	7	7	3
J.C. Flowers	6	6	-
Tyler Holton	6	6	-
Cal Raleigh	7	6	4
Taylor Walls	16	5	2
Steven Wells	4	4	4
Tyler Daughtry	4	4	2
Nick Derr	4	4	-
Hank Truluck	2	2	-
Bryan Bussey	2	2	1
Will Zirzow	1	1	1
Ryan Mejia	1	1	1
Kyle Cavanaugh	1	1	-

### REACHING BASE

	Career	Season	Current
Taylor Walls	34	21	2
Matt Henderson	17	17	-
J.C. Flowers	16	16	-
Quincy Nieporte	17	15	15
Drew Mendoza	13	13	4
Jackson Lueck	13	13	1
Cal Raleigh	14	12	4
Rhett Aplin	11	11	4
Dylan Busby	19	10	9
Tyler Holton	6	6	-
Tyler Daughtry	6	6	2
Nick Derr	6	6	-
Hank Truluck	5	4	-
Steven Wells	6	4	4
Kyle Cavanaugh	2	2	-
Ryan Mejia	2	2	1
Bryan Bussey	3	2	1
Will Zirzow	1	1	1

### MULTI-HIT GAMES

	2	3	4	5+	Total
Dylan Busby	13	7	1	-	21
Taylor Walls	11	5	1	-	17
Quincy Nieporte	14	2	-	1	17
Jackson Lueck	11	4	-	-	15
J.C. Flowers	11	1	1	-	13
Cal Raleigh	10	3	-	-	13
Rhett Aplin	7	3	1	-	11
Drew Mendoza	9	1	-	-	10
Matt Henderson	9	1	-	-	10
Nick Derr	4	2	-	-	6
Tyler Daughtry	1	2	-	-	3
Tyler Holton	3	-	-	-	3
Steven Wells	1	-	-	-	1
Kyle Cavanaugh	1	-	-	-	1
Totals	105	31	4	1	141

### MULTI-RBI GAMES

	2	3	4	5+	Total
Quincy Nieporte	12	3	1	4	20
Dylan Busby	7	5	4	-	16
Taylor Walls	6	7	-	-	13
Jackson Lueck	5	3	2	1	11
J.C. Flowers	8	3	-	-	11
Cal Raleigh	7	-	-	-	7
Drew Mendoza	3	1	2	1	7
Rhett Aplin	3	2	1	-	6
Nick Derr	3	1	-	-	4
Tyler Daughtry	2	2	-	-	4
Matt Henderson	2	1	1	-	4
Tyler Holton	2	1	-	-	3
Steven Wells	1	-	-	-	1
Ryan Mejia	1	-	-	-	1
Totals	63	29	11	6	109

# WALKOFFS: (FSU SINCE 2010)

Name, Date	Walk-off Description
J.C. Flowers, June 4, 2017	Hit by Pitch (10th)
Jackson Lueck, May 24, 2017 (ACC Tournament)	2-Run HR vs. Notre Dame (12th)
Jackson Lueck, April 4, 2017	RBI Double to Right Field vs. FGCU (9th)
J.C. Flowers, March 21, 2017	2-Run Single to Left Field vs. Jacksonville (9th)
Dylan Busby, May 28, 2016 (ACC Tournament)	RBI Single to Left Field vs. Miami (9th)
Jackson Lueck, May 21, 2016	Solo HR vs. Miami (12th)
Jackson Lueck, April 23, 2016	RBI Single to Left Field vs. Notre Dame (12th)
Taylor Walls, March 23, 2016	RBI Single to Left Field vs. UCF (11th)
Matt Henderson, March 9, 2016	Squeeze Bunt Down First Base Line vs. Toledo (9th)
Cal Raleigh, March 2, 2016	Sacrifice Fly to Right Field vs. Villanova (14th)
Josh Delph, May 29, 2015 (NCAA Tallahassee Regional)	RBI Single vs. Mercer (10th)
Quincy Nieporte, April 14, 2015	Solo HR vs. Florida (12th)
Josh Delph, March 29, 2015	RBI Single/2B Throwing Error vs. Virginia Tech
John Nogowski, May 3, 2014 (Game 1)	RBI Single vs. Minnesota
Casey Smit, April 4, 2014	RBI Single vs. Notre Dame (12th)
Jose Brizuela, March 15, 2014 (Game 2)	RBI Single vs. NC State (13th)
Stephen McGee, May 5, 2013	RBI Single vs. UCF
DJ Stewart, February 17, 2013	2-Run HR vs. Rhode Island (10th)
Jayce Boyd, April 29, 2012	2-Run Double vs. Rhode Island
Sherman Johnson, April 22, 2012	RBI Single vs. Miami (10th)
Rafael Lopez, March 13th, 2011	RBI Sac-Fly vs. Boston College
Mike McGee, June 11th, 2010 (NCAA Tallahassee Super Regional)	Solo HR vs. Vanderbilt
Mike McGee, May 4th, 2010	RBI Single vs. Jacksonville (13th)
Mike McGee, April 25th, 2010	2-Run HR vs. Miami
Stuart Tapley, April 24th, 2010	2-Run Double vs. Miami

# SERIES STATS VS. OPPONENTS

	AVG	AB	R	BATTING			2B	3B	HR	BB	K
				H	RBI	ER					
VCU	.265	98	23	26	21	5	0	2	19	16	
USF	.214	28	2	1	2	1	0	0	4	9	
Samford	.327	98	37	32	32	5	0	4	32	19	
Jacksonville	.372	113	37	42	31	3	0	6	18	25	
Oakland	.333	102	44	34	37	6	1	3	24	15	
UCF	.248	105	16	26	15	4	0	2	16	35	
Boston College	.316	98	29	31	28	6	1	4	26	20	
Florida	.216	97	8	21	7	4	0	1	8	19	
Florida Gulf Coast	.275	80	12	22	10	5	2	1	12	21	
Virginia Tech	.242	99	21	24	21	3	1	5	20	25	
Notre Dame	.247	158	26	39	23	9	1	7	21	37	
North Carolina	.178	129	17	23	14	3	1	3	26	35	
NC State	.262	103	23	27	22	7	1	2	21	21	
Clemson	.318	107	24	34	23	5	0	5	13	27	
Stetson	.290	62	18	18	16	5	0	3	15	17	
Miami	.217	69	10	15	10	2	0	3	6	20	
Virginia	.167	90	11	15	11	4	0	6	14	20	
Pacific	.346	136	37	47	33	9	0	3	25	18	
Wake Forest	.245	98	16	24	16	4	1	2	13	24	
Louisville	.277	112	26	31	23	9	0	2	11	29	
Duke	.333	33	5	11	5	4	1	1	5	6	
Tennessee Tech	.242	62	6	15	6	1	0	1	6	14	
Auburn	.282	71	14	20	13	6	1	2	9	16	

ACC Tournament	.260	146	23	38	21	9	1	5	22	38
NCAA Tournament	.274	168	26	46	24	7	1	5	19	43

	W-L	ERA	IP	H	R	ER	2B	3B	HR	BB	K
USF	0-1	3.00	9.0	4	4	3	0	0	0	3	11
Samford	3-0	2.33	27.0	18	7	7	3	0	2	8	34
Jacksonville	3-0	4.85	26.0	26	16	14	8	0	0	11	24
Oakland	3-0	3.67	27.0	29	17	11	9	0	0	10	38
UCF	3-0	0.67	27.0	15	3	2	1	1	1	4	35
Boston College	2-1	2.00	27.0	22	9	6	4	0	0	10	28
Florida	0-3	4.85	26.0	22	15	14	7	0	1	11	27
Florida Gulf Coast	2-1	4.50	22.0	21	13	11	4	1	2	12	21
Virginia Tech	1-2	10.80	25.0	36	32	30	13	2	4	16	26
Notre Dame	4-0	1.67	43.0	34	9	8	8	0	2	11	42
North Carolina	1-3	2.37	38.0	36	20	10	5	0	5	14	40
NC State	1-2	6.12	25.0	29	19	17	9	0	5	10	23
Clemson	2-1	5.67	27.0	34	21	17	8	0	5	12	26
Stetson	2-0	4.00	18.0	16	8	8	1	2	2	4	13
Miami	1-1	3.44	18.1	12	8	7	2	0	2	8	21
Virginia	1-2	6.00	27.0	36	19	18	8	1	1	13	12
Pacific	4-0	4.25	36.0	32	19	17	9	0	3	9	39
Wake Forest	1-2	4.67	27.0	25	14	14	2	0	4	12	24
Louisville	3-0	3.67	27.0	24	13	11	8	0	3	7	27
Duke	1-0	1.00	9.0	5	1	1	0	0	0	0	11
Tennessee Tech	1-1	3.00	18.0	18	6	6	3	0	0	5	29
Auburn	2-0	2.37	19.0	14	7	5	3	0	0	3	20

ACC Tournament	4-0	1.62	39.0	30	9	7	6	0	4	10	41
NCAA Tournament	4-1	2.15	46.0	38	14	11	6	0	0	8	62

## GOLDEN PERFORMANCES

Here is a look at how Florida State has fared when wearing the gold uniforms at home dating back to 2009:

^denotes walk-off win; \*NCAA Tourney

### 2009 (6-1)

### 2010 (10-0)

### 2011 (8-2)

Feb. 20	VMI	W, 15-0
Feb. 27	Hofstra	W, 7-0
Mar. 13	Boston College^	W, 4-3
Mar. 27	Wake Forest	W, 11-2
Apr. 10	North Carolina	L, 6-7
Apr. 24	Duke	W, 13-9
May 8	UCF	W, 6-1
June 5	Alabama*	W, 11-1
June 12	Texas A&M*	W, 23-9
June 13	Texas A&M*	L, 2-11

### 2012 (11-0)

Feb. 19	Hofstra	W, 13-6
Feb. 26	FIU	W, 2-1
Mar. 4	Maine	W, 18-2
Mar. 4	Maine	W, 10-0
Mar. 18	Virginia	W, 4-3
Apr. 1	Virginia Tech	W, 11-4
Apr. 22	Miami^ (10)	W, 8-7
Apr. 29	Rhode Island^	W, 6-5
May 6	Maryland	W, 9-2
June 3	Samford*	W, 5-2
June 10	Stanford*	W, 18-7

### 2013 (9-1)

Feb. 17	Rhode Island^ (10)	W, 8-6
Feb. 24	USF	W, 8-0
Feb. 24	USF	W, 5-2
Mar. 3	Villanova	W, 2-1
Mar. 10	Boston College	W, 9-1
Mar. 24	Georgia Tech	W, 8-6
Apr. 28	Wake Forest	W, 11-2
May 5	UCF^	W, 5-4
June 2	Troy*	W, 11-4
June 9	Indiana*	L, 6-11

### 2014 (6-1)

Feb. 16	Niagara (8)	W, 13-0
Mar. 2	Miami	W, 13-6
Mar. 9	Maryland	W, 7-0
Apr. 6	Notre Dame - GM 1	W, 11-2
Apr. 6	Notre Dame - GM 2	W, 4-3
Apr. 27	Virginia	L, 3-4
May 4	Minnesota	W, 7-1

### 2015 (5-1)

Feb. 15	Oakland	W, 5-1
Mar. 1	UNC Wilmington	W, 9-8
Mar. 8	Boston College	W, 8-4
Mar. 15	Wake Forest	W, 9-6
Mar. 29	Virginia Tech^	W, 6-5
May 3	Coastal Carolina	L, 2-4

### 2016 (7-1)

Feb. 21	Rhode Island	W, 23-4
Feb. 28	College of Charleston	W, 11-2
Mar. 6	St. John's	L, 1-5
Mar. 13	Georgia Tech	W, 8-3
Apr. 10	Louisville	W, 16-5
Apr. 24	Notre Dame	W, 11-6
May 9	Bowling Green	W, 6-1
June 5	South Alabama*	W, 18-6

### 2017 (7-3)

Feb. 19	VCU	W, 11-3
Feb. 26	Samford	W, 13-4
Mar. 5	Oakland	W, 14-6
Apr. 2	North Carolina	L, 7-9
Apr. 16	Clemson	W, 7-3
Apr. 30	Virginia	L, 5-7
May 7	Pacific	W, 5-3
May 14	Wake Forest	L, 9-10
May 28	vs. North Carolina	W, 7-3
June 4	ACC Championship Game - Louisville, Ky.	
	Tennessee Tech*	W, 5-3

# THE LAST TIME IT HAPPENED

## HITTING

**A Seminole Hit A Grand Slam:** Drew Mendoza vs. Jacksonville, May 9, 2017  
**Final Score:** FSU 21, Jacksonville 2

Florida State Hit Two Grand Slams: DJ Stewart & Chris Marconcini, April 17, 2015;  
 Final Score: FSU 15 Pitt 2

**Hit A Walk Off Home Run:** Jackson Lueck vs. Notre Dame (ACC Tournament - 12th inning), May 24, 2017;  
**Final Score:** FSU 5, Notre Dame 3

**Had A Walk Off Hit:** Jackson Lueck vs. Notre Dame (ACC Tournament - 12th inning), May 24, 2017;  
**Final Score:** FSU 5, Notre Dame 3

Had A Walk Off Bunt: Matt Henderson vs. Toledo, March 9, 2016 - Bunt down first base line (9th), scoring Darren Miller from third; Final Score: FSU 3 Toledo 2

Had A Walk Off Sacrifice Hit: Cal Raleigh vs. Villanova, March 3, 2016 - Sacrifice to right field (14th);  
 Final Score: FSU 11 Villanova 10 (14)

**Florida State Hit 2 Home Runs In An Inning:** D. Busby & D. Mendoza vs. Virginia, 4th Inning, April 30, 2017  
**Final Score:** Virginia 7, FSU 5

Florida State Hit 3 Home Runs In An Inning: Cal Raleigh, Dylan Busby, Tyler Holton, 3rd Inning vs. South Alabama, June 5, 2016; Final Score: FSU 18 South Alabama 6

Florida State Hit 4 Home Runs In An Inning: Ryne Malone (2), Jack Rye, Dennis Guinn, 5th Inning, Brown, March 4, 2006; Final Score: FSU 21 Brown 5

Florida State Hit 5 Home Runs In A Game: 5 - Stephen Cardullo (3) & Mike McGee (2) vs. Virginia, May 27, 2010;  
 Final Score: FSU 11 Virginia 4

Florida State Hit 6 Home Runs In A Game: 6 - Dylan Busby (2), Cal Raleigh, Tyler Holton, Jackson Lueck, Hayden Kelly vs. Alabama State, June 5, 2016; Final Score: FSU 18 South Alabama 6

Florida State Hit 7+ Home Runs In A Game: 7 - T. Holt (2), M. McGee (2), S. Cardullo, S.Tapley, J. Stidham vs. Miami, April 3, 2009; Final Score: FSU 14 Miami 4

A Seminole Hit An Inside-The-Park Home Run: James Ramsey vs. Hofstra, 2nd Inning, Feb. 25, 2011; Final Score: FSU 14 Hofstra 3

A Seminole Hit Two Or More Home Runs In An Inning: Ryne Malone (2) vs. Brown, 5th Inning, March 4, 2006;  
 Final Score: FSU 21 Brown 5

**A Seminole Led Off The Game With A Home Run:** Taylor Walls vs. Clemson, April 16, 2017  
**Final Score:** FSU 7, Clemson 3

**A Seminole Hit Home Runs In Consecutive At-Bats:** Drew Mendoza vs. UNC (ACC Tournament), May 28, 2017  
**Final Score:** FSU 7, North Carolina 3

**Florida State Hit Back-To-Back Home Runs:** D. Busby & J. Lueck vs. Virginia, 1st Inning, April 28, 2017  
**Final Score:** FSU 6, Virginia 4

Florida State Hit Back-To-Back-To-Back Home Runs: T. Holt, S. Cardullo, M. McGee, 4th Inning, vs. Boston College, May 9, 2010; Final Score: FSU 11 BC 6

**A Seminole Hit Two Home Runs In One Game:** Drew Mendoza vs. UNC (ACC Tournament), May 28, 2017  
**Final Score:** FSU 7, North Carolina 3

A Seminole Hit Three Home Runs In One Game: Stephen Cardullo (3) vs. Virginia, May 27, 2010; Final Score: FSU 11 Virginia 4

A Seminole Hit For The Cycle: Tyler Holt vs. Maryland, March 28, 2010 (In order - 1B(1), 2B(2), 3B(3), HR(5));  
 Final Score: FSU 9 Maryland 5

**A Seminole Had 5 Hits In One Game:** Quincy Nieporte (5-for-5) vs. Wake Forest, May 14, 2017  
**Final Score:** Wake Forest 10, FSU 9

A Seminole Had 6 + Consecutive Hits: John Nogowski vs. Minnesota - 5/3/14 - 5/4/14  
 (1B, 1B, 1B, 1B, 1B, 2B) [seven straight hits]

A Seminole Had 7 Hits In One Game: Stephen Cardullo (7-for-9) vs. Ohio State, May 31, 2009; Final Score: FSU 37 OSU 6

**A Seminole Had 3 Doubles In One Game:** Quincy Nieporte (3) at Louisville, May 18, 2017  
**Final Score:** FSU 12, Louisville 9

**A Seminole Had 6 RBI In One Game:** Drew Mendoza (6) vs. Jacksonville, May 9, 2017  
**Final Score:** FSU 21, Jacksonville 2

A Seminole Had 7 RBI In One Game: Quincy Nieporte (7) vs. UCF, March 11, 2015;  
 Final Score: FSU 15 UCF 11

A Seminole Had 8+ RBI In One Game: Marshall McDougall (16) at Maryland, May 9, 1999; Final Score: FSU 26 Maryland 2

**Florida State Had Multiple Players With 4+ RBI:** J. Lueck (4) and Q. Nieporte (4) vs. Oakland, March 3, 2017  
**Final Score:** FSU 18, Oakland 10

A Seminole Stole 5 Bases In One Game: Chip Bifano (6) vs. Kearney State, April 7, 1977;  
 Final Score: FSU 11 Kearney St. 1

**A Seminole Stole Home:** Dylan Busby vs. Jacksonville, May 9, 2017  
**Final Score:** FSU 21, Jacksonville 2

**A Seminole Struck Out Four Times In A Game:** Drew Mendoza vs. Notre Dame (ACC Tournament), May 24, 2017  
**Final Score:** FSU 5, Notre Dame 3 (12 innings)

A Seminole Recorded 12 Total Bases: Stephen Cardullo (12: 1 3B, 3 2B, 3 1B) vs. Ohio State, May 31, 2009;  
 Final Score: FSU 37 OSU 6

A Seminole Scored 5 Runs In A Game: Jayce Boyd (5) vs. Texas A&M, June 12, 2011;  
 Final Score: FSU 23, Texas A&M 9

**Florida State Left 15 Or More Runners On:** 15 at Florida Gulf Coast, March 15, 2017  
**Final Score:** Florida Gulf Coast 5, FSU 2

**An Opposing Player Hit Two Home Runs In A Game:** Nick Podkul, Notre Dame (ACC Tournament), May 24, 2017  
**Final Score:** FSU 5, Notre Dame 3 (12 innings)

An Opponent Hit Back-To-Back Home Runs: AJ Murray & Mott Hyde - Georgia Tech, ACC Tournament, 9th Inning, May 22, 2013; Final Score: Georgia Tech 4, FSU 3

An Opponent Hit Back-To-Back-To-Back Home Runs: Jeroloman, McArthur and Leclerc at Florida, June 10, 2005; Final Score: UF 8 FSU 1

## PITCHING

A Seminole Pitcher Threw A No-Hitter: Chris Chavez vs. Charleston Southern, February 18, 1998; Final Score: FSU 13 CSU 0

Florida State Combined to Throw A No-Hitter: Cole Sands/Cobi Johnson/Jim Voyes vs. Toledo, March 9, 2016;  
 Final Score: FSU 3 Toledo 2

Florida State Was No-Hit: Terry Harvey, NC State, March 26, 1993  
 Final Score: NC State 8 FSU 0

**A Seminole Pitcher Threw A Complete Game:** Will Zirzow vs. Auburn (NCAA Tournament), June 5, 2017  
**Final Score:** FSU 6, Auburn 0

**A Seminole Pitcher Threw A Complete Game Shutout:** Will Zirzow vs. Auburn (NCAA Tournament), June 5, 2017  
**Final Score:** FSU 6, Auburn 0

A Seminole Pitcher Threw A Complete Game (7 INN or <): Sean Gilmartin vs. Grambling State, May 14, 2009;  
 Final Score: FSU 9 GSU 1 (6 Inn, Rain)

A Seminole Pitcher Threw A Complete Game Shutout (7 INN): Mike Hyde vs. Virginia, May 26, 2006; Final Score: FSU 11 UVA 0

**An Opposing Pitcher Threw A Complete Game:** Peyton Gray (5.0), FGCU, April 5, 2017  
**Final Score:** FSU 3, FGCU 2

**Florida State Shut Out An Opponent vs. Auburn (NCAA Tournament), June 5, 2017**  
**Final Score:** FSU 6, Auburn 0 [5th Shutout in 2017]

**Florida State Was Shut Out vs. Virginia, April 29, 2017**  
**Final Score:** Virginia 8, FSU 0 [4th shutout in 2017]

A Seminole Pitcher Gave Up Three HR In a Game: Dylan Silva at NC State, April 4, 2015;  
 Final Score: NC State 11 FSU 7

A Seminole Pitcher Gave Up Four HR in a Game: Bryan Henry vs. Florida, June 10, 2005;  
 Final Score: Florida 8 FSU 1

**A Seminole Pitcher Gave Up A Grand Slam:** Tyler Holton at Miami (Michael Burns), April 22, 2017  
**Final Score:** Miami 5, FSU 4 (10)

**A Seminole Struck Out 10 Or More Batters:** Will Zirzow (11) vs. Auburn (NCAA Tournament), June 5, 2017  
**Final Score:** FSU 6, Auburn 0

**A Seminole Struck Out 10 Or More Batters in Consecutive Games:**  
 Tyler Holton - 11 vs. Louisville (5/19/17), 10 vs. Louisville (ACC Tournament - 5/26/17), 13 vs. Tennessee Tech (NCAA Tournament - 6/3/17)

A Seminole Struck Out 15 Or More Batters: Tyler Chambliss (15) vs. Maryland, March 11, 2006; Final Score: FSU 6 Maryland 2

Florida State Walked 10 or More Batters: 10 - vs. Texas Tech, April 5, 2016  
 Final Score: FSU 10, Texas Tech 1 (4th time in 2016 season with 10+ walks)

**Florida State Did Not Walk A Batter vs. Auburn (NCAA Tournament), June 5, 2017**  
**Final Score:** FSU 6, Auburn 0

## SCORING & MISCELLANEOUS

Florida State Recorded 20 Or More Hits: 24 vs. Rhode Island, February 21, 2016;  
 Final Score: FSU 23, Rhode Island 4

**Florida State Scored 20 Or More Runs: 20 vs. Jacksonville, May 9, 2017**  
**Final Score:** FSU 21, Jacksonville 2

Florida State Scored 30 Or More Runs: 37 vs. Ohio State, May 31, 2009;  
 Final Score: FSU 37, Ohio State 6

**Florida State Scored 10 Or More Runs In An Inning: 10 (7th Inn) at NC State, April 7, 2017**  
**Final Score:** FSU 16, NC State 7

**An Opponent Scored 10 Or More Runs In An Inning: 10 (6th Inn) at Virginia Tech, March 19, 2017**  
**Final Score:** Virginia Tech 17, FSU 0

Florida State Swept A Three-Game ACC Series At Home: Notre Dame, April 22-24, 2016;  
 Scores: 12-6, 7-6 (12), 11-6 (Second time in 2016)

**Florida State Swept A Three-Game ACC Series On The Road:** at Notre Dame, March 24-25, 2017  
**Final Scores:** 8-2, 8-3 (13), 5-1

**Florida State Was Swept In An ACC Series At Home:** North Carolina, March 31-April 2, 2017  
**Final Scores:** 3-1, 5-2 (11), 9-7

Florida State Was Swept In An ACC Series On The Road: at Notre Dame, April 10-12, 2015;  
 Scores: 2-5, 1-4, 1-2

**Florida State Lost An ACC Series At Home:** Wake Forest, May 12-14, 2017  
**Final Scores:** WF 4-3, FSU 4-0, WF 10-9

**Florida State Was Swept At Home:** North Carolina, March 31-April 2, 2017  
**Final Scores:** 3-1, 5-2 (11), 9-7

**Florida State Was Swept In A Non-ACC Series:** Florida, March 14 & 28, April 11, 2017  
**Final Scores:** 1-0, 4-1, 10-7

Florida State Played 20 or more innings: Wake Forest, May 6, 2006  
 Final Score: FSU 4 Wake Forest 3 (20)

Florida State Turned a Triple Play: Virginia Tech, May 3, 2009; 3rd Inning (9-2-4) RF - Ruairi O'Connor to C - Parker Brunelle to 2B - Jason Stidham

**Florida State Recorded A Walk-Off Win:** Auburn (NCAA Tournament), June 4, 2017 (J.C. Flowers HBP)  
**Final Score:** FSU 8, Auburn 7 (10)

**A Florida State Opponent Recorded A Walk-Off Win:** at Miami, April 22, 2017 (Taylor Walls error)  
**Final Score:** Miami 5, FSU 4 (10)

**Committed 5+ Errors In One Game:** 5 vs. North Carolina, April 2, 2017; Final Score: UNC 9, FSU 7

## 2017 BATTING ORDER: GAME-BY-GAME

<i>Date</i>	<i>Opponent</i>	<i>1</i>	<i>2</i>	<i>3</i>	<i>4</i>	<i>5</i>	<i>6</i>	<i>7</i>	<i>8</i>	<i>9</i>	<i>SP</i>
2/17	VCU	Walls	Lueck	Nieporte	Raleigh	Busby	Aplin	Henderson	Flowers	Daughtry	Carlton
2/18	VCU	Walls	Lueck	Raleigh	Busby	Nieporte	Aplin	Henderson	Daughtry	Flowers	Sands
2/19	VCU	Walls	Lueck	Raleigh	Busby	Nieporte	Henderson	Derr	Cavanaugh	Flowers	Holton
2/21	USF	Walls	Lueck	Nieporte	Raleigh	Aplin	Busby	Daughtry	Henderson	Flowers	Karp
2/24	Samford	Walls	Lueck	Raleigh	Nieporte	Aplin	Busby	Derr	Henderson	Flowers	Sands
2/25	Samford	Walls	Lueck	Raleigh	Aplin	Nieporte	Derr	Flowers	Henderson	Truluck	Holton
2/26	Samford	Walls	Lueck	Raleigh	Aplin	Nieporte	Busby	Daughtry	Flowers	Nieporte	Parrish
2/28	at Jacksonville	Walls	Lueck	Busby	Nieporte	Raleigh	Flowers	Derr	Cavanaugh	Henderson	Karp
3/3	Oakland	Walls	Lueck	Raleigh	Nieporte	Daughtry	Derr	Busby	Flowers	Henderson	Sands
3/4	Oakland	Walls	Lueck	Aplin	Nieporte	Raleigh	Derr	Busby	Daughtry	Flowers	Holton
3/5	Oakland	Walls	Lueck	Raleigh	Nieporte	Aplin	Derr	Busby	Daughtry	Flowers	Parrish
3/7	at UCF	Walls	Busby	Aplin	Nieporte	Raleigh	Derr	Daughtry	Flowers	Henderson	Karp
3/8	at UCF	Walls	Busby	Aplin	Nieporte	Raleigh	Derr	Daughtry	Flowers	Henderson	E. Voyles
3/10	Boston College	Walls	Busby	Aplin	Nieporte	Raleigh	Daughtry	Derr	Flowers	Henderson	Sands
3/11	Boston College	Walls	Busby	Aplin	Nieporte	Raleigh	Daughtry	Derr	Flowers	Henderson	Holton
3/11	Boston College	Walls	Busby	Aplin	Raleigh	Daughtry	Derr	Flowers	Wells	Henderson	Parrish
3/14	at Florida	Walls	Busby	Aplin	Raleigh	Nieporte	Daughtry	Derr	Flowers	Henderson	Karp
3/15	at FGCU	Walls	Busby	Aplin	Nieporte	Raleigh	Daughtry	Derr	Flowers	Henderson	E. Voyles
3/17	at Virginia Tech	Walls	Derr	Raleigh	Nieporte	Aplin	Busby	Daughtry	Flowers	Henderson	Sands
3/18	at Virginia Tech	Walls	Derr	Raleigh	Nieporte	Aplin	Busby	Daughtry	Flowers	Henderson	Holton
3/19	at Virginia Tech	Walls	Derr	Raleigh	Nieporte	Aplin	Busby	Daughtry	Flowers	Henderson	Parrish
3/21	Jacksonville	Walls	Daughtry	Raleigh	Nieporte	Aplin	Lueck	Busby	Derr	Flowers	Karp
3/24	at Notre Dame	Walls	Daughtry	Raleigh	Nieporte	Aplin	Busby	Lueck	Derr	Flowers	Sands
3/24	at Notre Dame	Walls	Derr	Raleigh	Nieporte	Busby	Aplin	Lueck	Flowers	Henderson	Holton
3/25	at Notre Dame	Walls	Lueck	Raleigh	Nieporte	Busby	Aplin	Derr	Daughtry	Flowers	Parrish
3/28	vs. Florida	Walls	Lueck	Raleigh	Nieporte	Aplin	Flowers	Daughtry	Derr	Henderson	Karp
3/31	UNC	Walls	Lueck	Aplin	Nieporte	Raleigh	Mendoza	Flowers	Derr	Henderson	Sands
4/1	UNC	Walls	Lueck	Raleigh	Nieporte	Aplin	Mendoza	Flowers	Daughtry	Henderson	Holton
4/2	UNC	Flowers	Lueck	Aplin	Raleigh	Nieporte	Mendoza	Daughtry	Derr	Henderson	Parrish
4/4	FGCU	Walls	Lueck	Aplin	Nieporte	Raleigh	Busby	Mendoza	Flowers	Henderson	Karp
4/5	FGCU	Walls	Lueck	Aplin	Nieporte	Raleigh	Busby	Mendoza	Flowers	Henderson	Zirzow
4/7	at NC State	Walls	Busby	Raleigh	Nieporte	Derr	Mendoza	Flowers	Truluck	Henderson	Sands
4/8	at NC State	Walls	Busby	Raleigh	Nieporte	Derr	Mendoza	Flowers	Truluck	Henderson	Holton
4/9	at NC State	Walls	Busby	Aplin	Nieporte	Raleigh	Mendoza	Derr	Flowers	Henderson	Parrish
4/11	Florida	Walls	Daughtry	Aplin	Nieporte	Mendoza	Raleigh	Petrey	Flowers	Henderson	Karp
4/15	Clemson	Walls	Busby	Lueck	Nieporte	Raleigh	Mendoza	Aplin	Flowers	Henderson	Sands
4/16	Clemson	Walls	Lueck	Aplin	Mendoza	Raleigh	Nieporte	Busby	Flowers	Henderson	Holton
4/17	Clemson	Walls	Busby	Lueck	Nieporte	Raleigh	Mendoza	Aplin	Henderson	Flowers	Parrish
4/19	Stetson	Walls	Busby	Lueck	Nieporte	Raleigh	Aplin	Mendoza	Henderson	Flowers	Zirzow
4/21	at Miami	Walls	Busby	Lueck	Nieporte	Raleigh	Aplin	Mendoza	Henderson	Flowers	Sands
4/22	at Miami	Walls	Busby	Lueck	Nieporte	Raleigh	Aplin	Mendoza	Henderson	Flowers	Holton
4/25	at Stetson	Walls	Busby	Lueck	Nieporte	Raleigh	Mendoza	Henderson	Derr	Flowers	Parrish
4/28	Virginia	Walls	Busby	Lueck	Nieporte	Raleigh	Mendoza	Derr	Henderson	Flowers	Sands
4/29	Virginia	Walls	Busby	Lueck	Nieporte	Raleigh	Mendoza	Aplin	Henderson	Flowers	Holton
4/30	Virginia	Walls	Busby	Raleigh	Nieporte	Mendoza	Aplin	Henderson	Wells	Flowers	Karp
5/5	Pacific	Walls	Busby	Aplin	Nieporte	Lueck	Mendoza	Raleigh	Holton	Henderson	Sands
5/6	Pacific	Walls	Aplin	Lueck	Nieporte	Mendoza	Raleigh	Flowers	Henderson	Truluck	Holton
5/6	Pacific	Walls	Busby	Lueck	Nieporte	Mendoza	Raleigh	Holton	Flowers	Henderson	Karp
5/7	Pacific	Walls	Busby	Lueck	Nieporte	Raleigh	Mendoza	Flowers	Derr	Henderson	Parrish
5/9	Jacksonville	Walls	Busby	Lueck	Nieporte	Mendoza	Raleigh	Holton	Flowers	Henderson	Zirzow
5/12	Wake Forest	Walls	Busby	Lueck	Nieporte	Mendoza	Raleigh	Holton	Flowers	Henderson	Sands
5/13	Wake Forest	Walls	Busby	Lueck	Nieporte	Raleigh	Mendoza	Derr	Flowers	Henderson	Holton
5/14	Wake Forest	Walls	Busby	Lueck	Nieporte	Mendoza	Raleigh	Holton	Flowers	Henderson	Parrish
5/18	at Louisville	Walls	Busby	Lueck	Nieporte	Raleigh	Holton	Mendoza	Henderson	Flowers	Sands
5/19	at Louisville	Walls	Busby	Lueck	Nieporte	Raleigh	Mendoza	Derr	Flowers	Henderson	Holton
5/24	vs. Notre Dame	Walls	Busby	Lueck	Nieporte	Raleigh	Mendoza	Holton	Flowers	Henderson	Parrish
5/26	vs. Louisville	Walls	Busby	Lueck	Nieporte	Raleigh	Mendoza	Henderson	Flowers	Wells	Holton
5/27	vs. Duke	Walls	Busby	Lueck	Nieporte	Raleigh	Mendoza	Truluck	Flowers	Wells	Sands
5/28	vs. UNC	Walls	Busby	Lueck	Nieporte	Raleigh	Mendoza	Holton	Henderson	Flowers	Karp
6/2	Tennessee Tech	Walls	Busby	Lueck	Nieporte	Raleigh	Mendoza	Holton	Henderson	Flowers	Parrish
6/3	UCF	Walls	Busby	Lueck	Nieporte	Raleigh	Mendoza	Henderson	Flowers	Wells	Holton
6/4	Tennessee Tech	Walls	Busby	Lueck	Nieporte	Raleigh	Mendoza	Henderson	Holton	Flowers	Sands
6/4	Auburn	Walls	Busby	Lueck	Nieporte	Raleigh	Mendoza	Henderson	Holton	Flowers	Karp
6/5	Auburn	Walls	Busby	Lueck	Nieporte	Raleigh	Mendoza	Henderson	Holton	Flowers	Zirzow

## 2017 BY POSITION: GAME-BY-GAME

<i>Date</i>	<i>Opponent</i>	<i>Times (Record)</i>	<i>C</i>	<i>1B</i>	<i>2B</i>	<i>3B</i>	<i>SS</i>	<i>LF</i>	<i>CF</i>	<i>RF</i>	<i>DH</i>
2/17	VCU	1 (0-1)	Raleigh	Nieporte	Henderson	Busby	Walls	Lueck	Flowers	Aplin	Daughtry
2/18	VCU	2 (1-1)	Raleigh	Nieporte	Henderson	Busby	Walls	Lueck	Flowers	Aplin	Daughtry
2/19	VCU	1 (1-0)	Raleigh	Nieporte	Henderson	Busby	Walls	Lueck	Flowers	Derr	Cavanaugh
2/21	USF	3 (1-2)	Raleigh	Nieporte	Henderson	Busby	Walls	Lueck	Flowers	Aplin	Daughtry
2/24	Samford	1 (1-0)	Raleigh	Nieporte	Henderson	Busby	Walls	Lueck	Flowers	Derr	Aplin
2/25	Samford	1 (1-0)	Raleigh	Nieporte	Henderson	Truluck	Walls	Lueck	Flowers	Derr	Aplin
2/26	Samford	4 (2-2)	Raleigh	Nieporte	Henderson	Busby	Walls	Lueck	Flowers	Aplin	Daughtry
2/28	at Jacksonville	2 (2-0)	Raleigh	Nieporte	Henderson	Busby	Walls	Lueck	Flowers	Derr	Cavanaugh
3/3	Oakland	1 (1-0)	Raleigh	Nieporte	Henderson	Busby	Walls	Lueck	Flowers	Derr	Daughtry
3/4	Oakland	1 (1-0)	Raleigh	Nieporte	Derr	Busby	Walls	Lueck	Flowers	Aplin	Daughtry
3/5	Oakland	2 (2-0)	Raleigh	Nieporte	Derr	Busby	Walls	Lueck	Flowers	Aplin	Daughtry
3/7	at UCF	1 (1-0)	Raleigh	Nieporte	Henderson	Busby	Walls	Daughtry	Flowers	Derr	Aplin
3/8	at UCF	2 (2-0)	Raleigh	Nieporte	Henderson	Busby	Walls	Daughtry	Flowers	Derr	Aplin
3/10	Boston College	3 (2-1)	Raleigh	Nieporte	Henderson	Busby	Walls	Daughtry	Flowers	Derr	Aplin
3/11	Boston College	4 (3-1)	Raleigh	Nieporte	Henderson	Busby	Walls	Daughtry	Flowers	Derr	Aplin
3/11	Boston College	1 (1-0)	Raleigh	Busby	Henderson	Daughtry	Walls	Wells	Flowers	Aplin	Derr
3/14	at Florida	1 (0-1)	Raleigh	Busby	Henderson	Daughtry	Walls	Aplin	Flowers	Derr	Nieporte
3/15	at Florida Gulf Coast	2 (0-2)	Raleigh	Busby	Henderson	Daughtry	Walls	Aplin	Flowers	Derr	Nieporte
3/17	at Virginia Tech	3 (1-2)	Raleigh	Busby	Henderson	Daughtry	Walls	Aplin	Flowers	Derr	Nieporte
3/18	at Virginia Tech	4 (1-3)	Raleigh	Busby	Henderson	Daughtry	Walls	Aplin	Flowers	Derr	Nieporte
3/19	at Virginia Tech	5 (1-4)	Raleigh	Busby	Henderson	Daughtry	Walls	Aplin	Flowers	Derr	Nieporte
3/21	Jacksonville	1 (1-0)	Raleigh	Busby	Derr	Daughtry	Walls	Lueck	Flowers	Aplin	Nieporte
3/24	at Notre Dame	2 (2-0)	Raleigh	Busby	Derr	Daughtry	Walls	Lueck	Flowers	Aplin	Nieporte
3/24	at Notre Dame	1 (1-0)	Raleigh	Busby	Henderson	Derr	Walls	Lueck	Flowers	Aplin	Nieporte
3/25	at Notre Dame	3 (3-0)	Raleigh	Busby	Derr	Daughtry	Walls	Lueck	Flowers	Aplin	Nieporte
3/28	vs. Florida	1 (0-1)	Raleigh	Nieporte	Henderson	Daughtry	Walls	Lueck	Flowers	Aplin	Derr
3/31	North Carolina	1 (0-1)	Raleigh	Nieporte	Henderson	Mendoza	Walls	Lueck	Flowers	Aplin	Derr
4/1	North Carolina	1 (0-1)	Raleigh	Nieporte	Henderson	Mendoza	Walls	Lueck	Flowers	Aplin	Daughtry
4/2	North Carolina	1 (0-1)	Raleigh	Nieporte	Henderson	Mendoza	Daughtry	Lueck	Flowers	Aplin	Derr
4/4	FGCU	1 (1-0)	Raleigh	Mendoza	Henderson	Busby	Walls	Lueck	Flowers	Aplin	Nieporte
4/5	FGCU	2 (2-0)	Raleigh	Mendoza	Henderson	Busby	Walls	Lueck	Flowers	Aplin	Nieporte
4/7	at NC State	1 (1-0)	Raleigh	Mendoza	Henderson	Busby	Walls	Truluck	Flowers	Derr	Nieporte
4/8	at NC State	2 (1-1)	Raleigh	Mendoza	Henderson	Busby	Walls	Truluck	Flowers	Derr	Nieporte
4/9	at NC State	1 (0-1)	Raleigh	Mendoza	Henderson	Busby	Walls	Aplin	Flowers	Derr	Nieporte
4/11	Florida	1 (0-1)	Raleigh	Mendoza	Henderson	Daughtry	Walls	Aplin	Flowers	Petrey	Nieporte
4/15	Clemson	3 (2-1)	Raleigh	Mendoza	Henderson	Busby	Walls	Lueck	Flowers	Aplin	Nieporte
4/16	Clemson	4 (3-1)	Raleigh	Mendoza	Henderson	Busby	Walls	Lueck	Flowers	Aplin	Nieporte
4/17	Clemson	5 (4-1)	Raleigh	Mendoza	Henderson	Busby	Walls	Lueck	Flowers	Aplin	Nieporte
4/19	Stetson	6 (5-1)	Raleigh	Mendoza	Henderson	Busby	Walls	Lueck	Flowers	Aplin	Nieporte
4/21	at Miami	7 (6-1)	Raleigh	Mendoza	Henderson	Busby	Walls	Lueck	Flowers	Aplin	Nieporte
4/22	at Miami	8 (6-2)	Raleigh	Mendoza	Henderson	Busby	Walls	Lueck	Flowers	Aplin	Nieporte
4/25	at Stetson	1 (1-0)	Raleigh	Mendoza	Henderson	Busby	Walls	Lueck	Flowers	Derr	Nieporte
4/28	Virginia	2 (2-0)	Raleigh	Mendoza	Henderson	Busby	Walls	Lueck	Flowers	Derr	Nieporte
4/29	Virginia	9 (6-3)	Raleigh	Mendoza	Henderson	Busby	Walls	Lueck	Flowers	Aplin	Nieporte
4/30	Virginia	1 (0-1)	Raleigh	Mendoza	Henderson	Busby	Walls	Aplin	Flowers	Wells	Nieporte
5/5	Pacific	1 (1-0)	Raleigh	Mendoza	Henderson	Busby	Walls	Lueck	Holton	Aplin	Nieporte
5/6	Pacific	1 (1-0)	Raleigh	Mendoza	Henderson	Truluck	Walls	Lueck	Flowers	Aplin	Nieporte
5/6	Pacific	1 (1-0)	Raleigh	Mendoza	Henderson	Busby	Walls	Lueck	Flowers	Holton	Nieporte
5/7	Pacific	3 (3-0)	Raleigh	Mendoza	Henderson	Busby	Walls	Lueck	Flowers	Derr	Nieporte
5/9	Jacksonville	2 (2-0)	Raleigh	Mendoza	Henderson	Busby	Walls	Lueck	Flowers	Holton	Nieporte
5/12	Wake Forest	3 (2-1)	Raleigh	Mendoza	Henderson	Busby	Walls	Lueck	Flowers	Holton	Nieporte
5/13	Wake Forest	3 (3-0)	Raleigh	Mendoza	Henderson	Busby	Walls	Lueck	Flowers	Derr	Nieporte
5/14	Wake Forest	4 (2-2)	Raleigh	Mendoza	Henderson	Busby	Walls	Lueck	Flowers	Holton	Nieporte
5/18	at Louisville	5 (3-2)	Raleigh	Mendoza	Henderson	Busby	Walls	Lueck	Flowers	Holton	Nieporte
5/19	at Louisville	4 (4-0)	Raleigh	Mendoza	Henderson	Busby	Walls	Lueck	Flowers	Derr	Nieporte
5/24	vs. Notre Dame	6 (4-2)	Raleigh	Mendoza	Henderson	Busby	Walls	Lueck	Flowers	Holton	Nieporte
5/26	vs. Louisville	1 (1-0)	Raleigh	Mendoza	Henderson	Busby	Walls	Lueck	Flowers	Wells	Nieporte
5/27	vs. Duke	1 (1-0)	Raleigh	Mendoza	Truluck	Busby	Walls	Lueck	Flowers	Wells	Nieporte
5/28	vs. North Carolina	7 (5-2)	Raleigh	Mendoza	Henderson	Busby	Walls	Lueck	Flowers	Holton	Nieporte
6/2	Tennessee Tech	8 (5-3)	Raleigh	Mendoza	Henderson	Busby	Walls	Lueck	Flowers	Holton	Nieporte
6/3	UCF	2 (2-0)	Raleigh	Mendoza	Henderson	Busby	Walls	Lueck	Flowers	Wells	Nieporte
6/4	Tennessee Tech	9 (6-3)	Raleigh	Mendoza	Henderson	Busby	Walls	Lueck	Flowers	Holton	Nieporte
6/4	Auburn	10 (7-3)	Raleigh	Mendoza	Henderson	Busby	Walls	Lueck	Flowers	Holton	Nieporte
6/5	Auburn	11 (8-3)	Raleigh	Mendoza	Henderson	Busby	Walls	Lueck	Flowers	Holton	Nieporte

## PITCHING (STARTERS)

Date	Opp. (W-L-ND)	IP	H	R	ER	BB	K
2/17	VCU (L)	5.2	9	2	2	0	4
2/18	VCU (W)	5.2	4	2	0	2	2
2/19	VCU (W)	6.0	3	2	1	1	8
2/21	USF (ND)	7.0	3	0	0	0	9
2/24	Samford (W)	5.0	3	2	2	2	6
2/25	Samford (W)	7.0	2	0	0	3	11
2/26	Samford (W)	6.0	2	1	1	0	6
2/28	at Jacksonville (ND)	6.0	5	3	3	1	7
3/3	Oakland (ND)	3.0	7	7	3	2	2
3/4	Oakland (W)	6.0	2	0	0	0	13
3/5	Oakland (ND)	4.0	7	5	4	2	5
3/7	at UCF (ND)	4.0	2	2	2	2	6
3/8	at UCF (ND)	2.0	3	0	0	0	1
3/10	Boston College (L)	6.0	8	5	5	1	2
3/11	Boston College (W)	6.0	2	1	0	2	8
3/11	Boston College (W)	6.0	6	0	0	2	5
3/14	at Florida (L)	7.0	5	1	1	0	11
3/15	at FGCU (L)	0.1	3	3	2	1	0
3/17	at Virginia Tech (W)	5.2	3	1	1	2	7
3/18	at Virginia Tech (ND)	3.2	6	6	6	3	3
3/19	at Virginia Tech (L)	5.1	8	7	7	2	7
3/21	vs. Jacksonville (ND)	0.2	3	6	6	2	0
3/24	at Notre Dame (W)	6.0	5	1	1	2	7
3/24	at Notre Dame (ND)	6.1	5	2	2	1	7
3/25	at Notre Dame (W)	9.0	3	1	0	1	7
3/28	vs. Florida (L)	5.0	5	4	4	2	5
3/31	North Carolina (L)	6.0	7	2	2	6	6
4/1	North Carolina (ND)	7.0	0	0	0	1	8
4/2	North Carolina (ND)	4.0	7	5	2	1	4
4/4	FGCU (ND)	4.0	6	3	3	0	1
4/5	FGCU (ND)	3.0	4	2	2	0	5
4/7	at NC State (W)	6.0	7	3	3	1	3
4/8	at NC State (L)	5.1	6	4	4	1	6
4/9	at NC State (L)	3.1	8	7	7	1	3
4/11	Florida (ND)	1.2	2	4	3	2	0
4/15	Clemson (ND)	1.2	6	6	6	2	0
4/16	Clemson (W)	8.0	7	3	3	3	9
4/17	Clemson (ND)	4.1	4	3	2	1	6
4/19	Stetson (ND)	4.1	4	2	2	3	4
4/21	at Miami (ND)	4.1	5	2	2	1	7
4/22	at Miami (ND)	6.1	3	4	4	3	5
4/25	at Stetson (W)	7.0	7	5	5	1	3
4/28	Virginia (ND)	4.1	4	4	3	3	3
4/29	Virginia (L)	4.1	5	2	2	1	1
4/30	Virginia (L)	0.0	4	4	4	1	0
5/5	Pacific (ND)	6.0	4	5	5	2	7
5/6	Pacific (W)	5.1	3	4	2	2	10
5/6	Pacific (W)	7.0	6	1	1	0	8
5/7	Pacific (W)	7.2	6	3	3	2	4
5/9	Jacksonville (W)	4.0	3	1	1	3	3
5/12	Wake Forest (L)	4.1	5	4	4	2	1
5/13	Wake Forest (W)	9.0	4	0	0	0	9
5/14	Wake Forest (L)	3.0	5	6	6	4	6
5/18	at Louisville (ND)	4.0	6	7	7	2	1
5/19	at Louisville (W)	8.0	5	1	1	3	11
5/24	vs. Notre Dame (ND)	6.0	4	1	1	1	3
5/26	vs. Louisville (W)	8.0	4	2	1	1	10
5/27	vs. Duke (W)	6.2	2	0	0	0	8
5/28	vs. North Carolina (ND)	3.0	4	3	2	2	4
6/2	Tennessee Tech (ND)	7.1	2	1	1	1	12
6/3	UCF (W)	9.0	6	1	0	0	13
6/4	Tennessee Tech (ND)	4.1	5	2	2	3	6
6/4	Auburn (ND)	6.2	8	4	3	2	4
6/5	Auburn (W)	9.0	2	0	0	0	11
<b>Totals</b>		<b>337.2</b>	<b>294</b>	<b>175</b>	<b>152</b>	<b>94</b>	<b>354</b>

## PITCHING (BULLPEN)

Date	Opp. (W-L-ND)	IP	H	R	ER	BB	K
2/17	VCU (ND)	3.1	3	1	1	0	3
2/18	VCU (ND)	3.1	1	1	1	1	4
2/19	VCU (ND)	3.0	3	1	1	1	2
2/21	USF (L)	2.0	1	4	3	3	2
2/24	Samford (ND)	4.0	3	1	1	1	6
2/25	Samford (ND)	2.0	3	0	0	0	2
2/26	Samford (ND)	3.0	5	3	3	2	3
2/28	at Jacksonville (W)	3.0	3	2	2	0	2
3/3	Oakland (W)	6.0	7	3	3	3	8
3/4	Oakland (ND)	3.0	3	1	1	2	3
3/5	Oakland (W)	5.0	3	1	0	1	7
3/7	at UCF (W)	5.0	0	0	0	1	6
3/8	at UCF (W)	7.0	4	0	0	1	9
3/10	Boston College (ND)	3.0	5	3	1	2	5
3/11	Boston College (ND)	3.0	0	0	0	1	4
3/11	Boston College (ND)	3.0	1	0	0	2	4
3/14	at Florida (ND)	1.0	1	0	0	0	1
3/15	at FGCU (ND)	7.2	2	2	2	7	4
3/17	at Virginia Tech (ND)	3.1	3	1	1	1	3
3/18	at Virginia Tech (L)	4.1	7	7	5	3	3
3/19	at Virginia Tech (ND)	2.2	9	10	10	5	3
3/21	vs. Jacksonville (W)	8.1	8	3	1	0	8
3/24	at Notre Dame (ND)	3.0	3	1	1	1	3
3/24	at Notre Dame (W)	6.2	4	1	1	3	9
3/25	at Notre Dame (-)	-	-	-	-	-	-
3/28	vs. Florida (ND)	4.0	1	0	0	1	4
3/31	North Carolina (ND)	3.0	1	1	1	2	3
4/1	North Carolina (L)	4.0	6	5	0	2	2
4/2	North Carolina (L)	5.0	8	4	3	0	6
4/4	FGCU (W)	5.0	5	3	2	3	7
4/5	FGCU (W)	2.0	1	0	0	1	4
4/7	at NC State (ND)	3.0	2	4	2	5	6
4/8	at NC State (ND)	2.2	1	0	0	1	2
4/9	at NC State (ND)	4.2	5	1	1	1	3
4/11	Florida (L)	7.1	8	6	6	6	6
4/15	Clemson (L)	7.1	9	6	4	6	6
4/16	Clemson (ND)	1.0	1	0	0	0	2
4/17	Clemson (W)	4.2	7	3	2	0	3
4/19	Stetson (W)	4.2	4	1	1	0	4
4/21	at Miami (W)	4.2	2	1	1	4	5
4/22	at Miami (ND)	3.0	2	1	0	0	4
4/25	at Stetson (ND)	2.0	1	0	0	0	2
4/28	Virginia (W)	4.2	3	0	0	1	2
4/29	Virginia (ND)	4.2	11	6	6	3	0
4/30	Virginia (ND)	9.0	9	3	3	4	6
5/5	Pacific (W)	3.0	6	3	3	2	3
5/6	Pacific (ND)	3.2	4	1	1	0	3
5/6	Pacific (ND)	2.0	2	2	2	0	4
5/7	Pacific (ND)	1.1	1	0	0	1	0
5/9	Jacksonville (ND)	4.0	4	1	1	5	4
5/12	Wake Forest (ND)	4.2	2	0	0	4	3
5/13	Wake Forest (-)	-	-	-	-	-	-
5/14	Wake Forest (ND)	6.0	9	4	4	2	5
5/18	at Louisville (W)	5.0	6	2	1	1	4
5/19	at Louisville (ND)	1.0	3	1	1	0	1
5/24	vs. Notre Dame (W)	6.0	10	2	2	2	6
5/26	vs. Louisville (ND)	1.0	0	0	0	0	0
5/27	vs. Duke (ND)	2.1	3	1	1	0	3
5/28	vs. North Carolina (W)	6.0	3	0	0	4	7
6/2	Tennessee Tech (L)	1.2	5	2	2	0	2
6/3	UCF (-)	-	-	-	-	-	-
6/4	Tennessee Tech (W)	4.2	6	1	1	1	9
6/4	Auburn (W)	3.1	4	3	2	1	5
6/5	Auburn (-)	-	-	-	-	-	-
<b>Totals</b>		<b>237.2</b>	<b>237</b>	<b>114</b>	<b>91</b>	<b>104</b>	<b>240</b>

# SEASON & CAREER HIGHS

## 1 • TYLER DAUGHTRY

### DAUGHTRY SEASON & CAREER HIGHS

At-Bats	5 (three times), last vs. North Carolina (4/1/17)
Runs	3 (two times), last vs. Oakland (3/5/17)
Hits	3 (two times), last vs. Boston College (3/11/17)
RBI	3 (two times), last at Notre Dame (3/24/17)
Walks	4 (two times), last vs. Boston College (3/11/17)
Hit by Pitch	1 (two times), last vs. North Carolina (3/31/17)
Stolen Bases	1 (three times), last vs. Oakland (3/5/17)

## 2 • JACKSON LUECK

### LUECK SEASON HIGHS

At-Bats	6 (two times), last vs. Oakland (3/5/17)
Runs	2 (nine times), last vs. Notre Dame - ACC T (5/24/17)
Hits	3 (four times), last vs. Notre Dame - ACC T (5/24/17)
RBI	5 vs. Samford (2/26/17)
Walks	3 vs. Notre Dame - ACC T (5/24/17)
Hit by Pitch	2 vs. Oakland (3/4/17)
Stolen Bases	1 (six times), last vs. Tennessee Tech - NCAA (6/2/17)

### LUECK CAREER HIGHS

At-Bats	6 (three times), last vs. Oakland (3/5/17)
Runs	2 (17 times), last vs. Notre Dame - ACC T (5/24/17)
Hits	3 (seven times), last vs. Notre Dame - ACC T (5/24/17)
RBI	5 (two times), last vs. Samford (2/26/17)
Walks	3 (two times), last vs. Notre Dame - ACC T (5/24/17)
Hit by Pitch	2 vs. Oakland (3/4/17)
Stolen Bases	1 (eight times), last vs. Tennessee Tech - NCAA (6/2/17)

## 3 • NICK DERR

### DERR SEASON & CAREER HIGHS

At-Bats	5 (two times), last at Notre Dame (3/24/17)
Runs	3 (three times), last vs. NC State (4/7/17)
Hits	3 (two times), last vs. Samford (2/24/17)
RBI	3 at Stetson (4/25/17)
Walks	3 vs. Boston College (3/11/17)
Hit by Pitch	3 vs. Boston College (3/11/17)
Stolen Bases	2 at UCF (3/7/17)

## 7 • STEVEN WELLS

### WELLS SEASON HIGHS - BATTING

At-Bats	4 (three times), last vs. UCF - NCAA (6/3/17)
Runs	2 vs. Boston College (3/11/17)
Hits	2 vs. Auburn - NCAA (6/5/17)
RBI	2 vs. Jacksonville (5/9/17)
Walks	1 (five times), last at Louisville (5/18/17)
Hit by Pitch	1 vs. Boston College (3/11/17)
Stolen Bases	-

### WELLS SEASON HIGHS - PITCHING

Innings Pitched	1.0 (two times), last at Virginia Tech (3/17/17)
Hits Allowed	2 (two times), last vs. Boston College (3/10/17)
Runs Allowed	2 vs. Boston College (3/10/17)
Earned Runs Allowed	1 vs. VCU (2/17/17)
Walks Allowed	1 vs. Boston College (3/10/17)
Strikeouts	1 (three times), last at Virginia Tech (3/19/17)

### WELLS CAREER HIGHS - BATTING

At-Bats	6 vs. Notre Dame (4/23/16)
Runs	2 (nine times), last vs. Boston College (3/11/17)
Hits	3 (four times), last vs. Georgia Tech - ACC Tournament (5/26/16)
RBI	5 at Wake Forest (4/16/16)
Walks	3 vs. College of Charleston (2/27/16)
Hit by Pitch	1 (two times), last vs. Boston College (3/11/17)
Stolen Bases	1 (two times), last vs. Miami (5/21/16)

### WELLS CAREER HIGHS - PITCHING

Innings Pitched	1.0 (three times), last at Virginia Tech (3/17/17)
Hits Allowed	2 (two times), last vs. Boston College (3/10/17)
Runs Allowed	2 vs. Boston College (3/10/17)
Earned Runs Allowed	1 vs. VCU (2/17/17)
Walks Allowed	1 vs. Boston College (3/10/17)
Strikeouts	2 at Miami (4/26/15)

## 8 • J.C. FLOWERS

### FLOWERS SEASON & CAREER HIGHS

At-Bats	5 (five times), last vs. Notre Dame - ACC T (5/24/17)
Runs	3 (two times), last vs. Pacific (5/6/17)
Hits	4 at Notre Dame (3/24/17)
RBI	3 (three times), last vs. Pacific (5/6/17)
Walks	3 vs. Oakland (3/2/17)
Hit by Pitch	2 at Notre Dame (3/24/17)
Stolen Bases	1 (seven times), last vs. Jacksonville (5/9/17)

## 10 • TAYLOR WALLS

### WALLS SEASON HIGHS

At-Bats	6 (six times), last vs. Notre Dame - ACC T (5/24/17)
Runs	4 at Louisville (5/18/17)
Hits	4 vs. Jacksonville (3/21/17)
RBI	3 (seven times), last vs. Wake Forest (5/14/17)
Walks	4 (two times), last at Notre Dame (3/24/17)
Hit by Pitch	1 vs. Boston College (3/11/17)
Stolen Bases	2 vs. Pacific (5/7/17)

### WALLS CAREER HIGHS

At-Bats	6 (11 times), last vs. Notre Dame - ACC T (5/24/17)
Runs	4 (two times), last at Louisville (5/18/17)
Hits	4 (three times), last vs. Jacksonville (3/21/17)
RBI	4 (two times), last vs. Florida Gulf Coast (5/11/16)
Walks	4 (three times), last at Notre Dame (3/24/17)
Hit by Pitch	1 (eight times), last vs. Boston College (3/11/17)
Stolen Bases	3 vs. Villanova (3/2/16)

## 12 • BRANDON REITZ

### REITZ SEASON & CAREER HIGHS

Innings Pitched	1.0 (three times), last vs. Boston College (3/11/17)
Hits Allowed	2 vs. Oakland (3/4/17)
Runs Allowed	1 (two times), last vs. Oakland (3/4/17)
Earned Runs Allowed	1 (two times), last vs. Oakland (3/4/17)
Walks Allowed	1 (two times), last vs. Oakland (3/4/17)
Strikeouts	2 vs. Samford (2/24/17)

## 14 • TYLER HOLTON

### HOLTON SEASON HIGHS - PITCHING

Innings Pitched	9.0 (two times), last vs. UCF - NCAA (6/3/17)
Hits Allowed	6 (two times), last at NC State (4/8/17)
Runs Allowed	6 at Virginia Tech (3/18/17)
Earned Runs Allowed	6 at Virginia Tech (3/18/17)
Walks Allowed	3 (five times), last at Louisville (5/19/17)
Strikeouts	13 (two times), last vs. UCF - NCAA (6/3/17)

### HOLTON SEASON HIGHS - BATTING

At-Bats	5 at Louisville (5/18/17)
Runs	3 vs. Wake Forest (5/14/17)
Hits	2 (three times), last vs. Wake Forest (5/14/17)
RBI	3 vs. Pacific (5/5/17)
Walks	2 vs. Jacksonville (5/9/17)
Hit by Pitch	-
Stolen Bases	-

### HOLTON CAREER HIGHS - PITCHING

Innings Pitched	9.0 (two times), last vs. UCF - NCAA (6/3/17)
Hits Allowed	9 vs. Jacksonville (3/1/16)
Runs Allowed	6 (two times), last at Virginia Tech (3/18/17)
Earned Runs Allowed	6 at Virginia Tech (3/18/17)
Walks Allowed	3 (eight times), last at Louisville (5/19/17)
Strikeouts	13 (two times), last vs. UCF - NCAA (6/3/17)

### HOLTON CAREER HIGHS - BATTING

At-Bats	5 at Louisville (5/18/17)
Runs	3 vs. Wake Forest (5/14/17)
Hits	2 (three times), last vs. Wake Forest (5/14/17)
RBI	3 vs. Pacific (5/5/17)
Walks	2 vs. Jacksonville (5/9/17)
Hit by Pitch	2 vs. Rhode Island (2/21/16)
Stolen Bases	-

## 15 • HANK TRULUCK

### TRULUCK SEASON HIGHS

At-Bats	4 vs. Pacific (5/6/17)
Runs	1 (eight times), last vs. Auburn - NCAA (6/5/17)
Hits	1 (six times), last vs. Duke - ACC T (5/27/17)
RBI	1 (two times), last vs. Pacific (5/6/17)
Walks	1 (four times), last vs. North Carolina - ACC T (5/28/17)
Hit by Pitch	2 (two times), last vs. Pacific (5/6/17)
Stolen Bases	1 vs. Duke - ACC T (5/27/17)

### TRULUCK CAREER HIGHS

At-Bats	4 (seven times), last vs. Pacific (5/6/17)
Runs	2 (five times), last at USF (3/8/16)
Hits	2 (six times), last vs. Bowling Green State (5/7/16)
RBI	4 vs. USF (3/3/15)
Walks	4 at Virginia (3/22/15)
Hit by Pitch	2 (three times), last vs. Pacific (5/6/17)
Stolen Bases	1 (six times), last vs. Duke - ACC T (5/27/17)

## 17 • CLAYTON KWIATKOWSKI

### KWIATKOWSKI SEASON & CAREER HIGHS

Innings Pitched	3.2 vs. Stetson (4/19/17)
Hits Allowed	3 (two times), last vs. Stetson (4/19/17)
Runs Allowed	3 vs. Clemson (4/15/17)
Earned Runs Allowed	3 vs. Clemson (4/15/17)
Walks Allowed	4 vs. Jacksonville (5/9/17)
Strikeouts	3 (three times), last vs. Stetson (4/19/17)

## 18 • ED VOYLES

### E. VOYLES SEASON HIGHS

Innings Pitched	3.0 vs. Pacific (5/6/17)
Hits Allowed	4 vs. Oakland (3/3/17)
Runs Allowed	3 (two times), last at Florida Gulf Coast (3/15/17)
Earned Runs Allowed	3 vs. Oakland (3/3/17)
Walks Allowed	1 at Florida Gulf Coast (3/15/17)
Strikeouts	3 vs. Pacific (5/6/17)

### E. VOYLES CAREER HIGHS

Innings Pitched	4.0 (two times), last at Wake Forest (4/17/16)
Hits Allowed	5 (four times), last at Duke (5/15/16)
Runs Allowed	6 vs. Clemson - ACC Tournament (5/29/16)
Earned Runs Allowed	3 (three times), last vs. Oakland (3/3/17)
Walks Allowed	2 (five times), last vs. Clemson - ACC Tournament (5/29/16)
Strikeouts	6 vs. Villanova (3/2/16)

## 19 • ANDREW KARP

### KARP SEASON HIGHS

Innings Pitched	7.0 (three times), last vs. Pacific (5/6/17)
Hits Allowed	8 vs. Auburn - NCAA (6/4/17)
Runs Allowed	6 vs. Jacksonville (3/21/17)
Earned Runs Allowed	6 vs. Jacksonville (3/21/17)
Walks Allowed	3 vs. Wake Forest (5/12/17)
Strikeouts	11 at Florida (3/14/17)

### KARP CAREER HIGHS

Innings Pitched	7.0 (three times), last vs. Pacific (5/6/17)
Hits Allowed	8 vs. Auburn - NCAA (6/4/17)
Runs Allowed	6 vs. Jacksonville (3/21/17)
Earned Runs Allowed	6 vs. Jacksonville (3/21/17)
Walks Allowed	3 (two times), last vs. Wake Forest (5/12/17)
Strikeouts	11 at Florida (3/14/17)

## 20 • KYLE CAVANAUGH

### CAVANAUGH SEASON & CAREER HIGHS

At-Bats	2 (four times), last vs. Jacksonville (5/9/17)
Runs	1 (two times), last vs. Boston College (3/11/17)
Hits	2 vs. Samford (2/24/17)
RBI	-
Walks	1 (two times), last vs. Boston College (3/11/17)
Hit by Pitch	1 at Virginia Tech (3/7/17)
Stolen Bases	-



## SEASON &amp; CAREER HIGHS

## 22 • DREW MENDOZA

## MENDOZA SEASON &amp; CAREER HIGHS

At-Bats	5 (three times), last at Louisville (5/18/17)
Runs	3 (two times), last vs. Jacksonville (5/9/17)
Hits	3 at NC State (4/7/17)
RBI	6 vs. Jacksonville (5/9/17)
Walks	3 vs. Pacific (5/6/17)
Hit by Pitch	1 (four times), last vs. Pacific (5/6/17)
Stolen Bases	1 (three times), last vs. Stetson (4/19/17)

## 23 • RYAN MEJIA

## MEJIA SEASON &amp; CAREER HIGHS

At-Bats	2 vs. Jacksonville (5/9/17)
Runs	1 vs. Jacksonville (5/9/17)
Hits	1 (three times), last vs. Jacksonville (5/9/17)
RBI	2 vs. Boston College (3/11/17)
Walks	1 vs. Samford (2/24/17)
Hit by Pitch	-
Stolen Bases	-

## 24 • MATT HENDERSON

## HENDERSON SEASON HIGHS

At-Bats	5 at Louisville (5/18/17)
Runs	2 (seven times), last vs. Tennessee Tech - NCAA (6/4/17)
Hits	3 vs. Clemson (4/15/17)
RBI	4 vs. Clemson (4/15/17)
Walks	3 (four times), last at Stetson (4/25/17)
Hit by Pitch	1 (11 times), last vs. UCF - NCAA (6/3/17)
Stolen Bases	2 vs. Pacific (5/7/17)

## HENDERSON CAREER HIGHS

At-Bats	5 (three times), last at Louisville (5/18/17)
Runs	3 (four times), last vs. South Alabama - NCAA Tournament (6/5/16)
Hits	4 vs. Louisville (4/8/16)
RBI	4 vs. Clemson (4/15/17)
Walks	3 (seven times), last at Stetson (4/25/17)
Hit by Pitch	2 vs. Miami (5/21/16)
Stolen Bases	2 (two times), last vs. Pacific (5/7/17)

## 25 • RONNIE RAMIREZ

## RAMIREZ CAREER HIGHS

Innings Pitched	1.1 vs. St. John's (3/4/16)
Hits Allowed	4 vs. Georgia Tech (3/12/16)
Runs Allowed	4 vs. Georgia Tech (3/12/16)
Earned Runs Allowed	3 vs. Georgia Tech (3/12/16)
Walks Allowed	1 vs. Georgia Tech (3/12/16)
Strikeouts	1 (two times), last vs. Georgia Tech (3/12/16)

## 26 • COLE SANDS

## SANDS SEASON HIGHS

Innings Pitched	6.2 vs. Duke - ACC T (5/27/17)
Hits Allowed	8 vs. Boston College (3/10/17)
Runs Allowed	7 (two times), last at Louisville (5/18/17)
Earned Runs Allowed	7 at Louisville (5/18/17)
Walks Allowed	3 (two times), last vs. Tennessee Tech - NCAA (6/4/17)
Strikeouts	8 vs. Duke - ACC T (5/27/17)

## SANDS CAREER HIGHS

Innings Pitched	6.2 vs. Duke - ACC T (5/27/17)
Hits Allowed	8 (two times), last vs. Boston College (3/10/17)
Runs Allowed	7 (two times), last at Louisville (5/18/17)
Earned Runs Allowed	7 at Louisville (5/18/17)
Walks Allowed	5 at Pittsburgh (3/20/16)
Strikeouts	8 vs. Duke - ACC T (5/27/17)

## 28 • DYLAN BUSBY

## BUSBY SEASON HIGHS

At-Bats	7 at Notre Dame (3/24/17)
Runs	4 vs. Oakland (3/5/17)
Hits	4 at Louisville (5/18/17)
RBI	4 (four times), last vs. Auburn - NCAA (6/4/17)
Walks	2 (two times), last vs. Jacksonville (5/9/17)
Hit by Pitch	1 (11 times), last vs. UCF - NCAA (6/3/17)
Stolen Bases	2 vs. Samford (2/26/17)

## BUSBY CAREER HIGHS

At-Bats	8 at Miami (4/24/15)
Runs	4 vs. Oakland (3/5/17)
Hits	4 (two times), last at Louisville (5/18/17)
RBI	5 (two times), last vs. Alabama State (6/3/16)
Walks	4 vs. Villanova (3/2/16)
Hit by Pitch	2 (two times), last vs. Coastal Carolina (5/3/15)
Stolen Bases	2 (four times), last vs. Samford (2/26/17)

## 29 • QUINCY NIEPORTE

## NIEPORTE SEASON HIGHS

At-Bats	5 (12 times), last vs. Tennessee Tech - NCAA (6/4/17)
Runs	3 vs. Samford (2/24/17)
Hits	5 vs. Wake Forest (5/14/17)
RBI	6 at Virginia Tech (3/18/17)
Walks	2 (three times), last at Florida Gulf Coast (3/15/17)
Hit by Pitch	2 vs. Oakland (3/3/17)
Stolen Bases	-

## NIEPORTE CAREER HIGHS

At-Bats	6 (two times), last vs. Notre Dame (4/23/16)
Runs	3 (four times), last vs. Samford (2/24/17)
Hits	5 vs. Wake Forest (5/14/17)
RBI	7 vs. UCF (3/11/15)
Walks	2 (four times), last at Florida Gulf Coast (3/15/17)
Hit by Pitch	2 (two times), last vs. Oakland (3/3/17)
Stolen Bases	1 (three times), last at Pittsburgh (3/19/16)

## 30 • WILL ZIRZOW

## ZIRZOW SEASON HIGHS

Innings Pitched	9.0 vs. Auburn - NCAA (6/5/17)
Hits Allowed	4 (three times), last vs. Stetson (4/19/17)
Runs Allowed	4 at Virginia Tech (3/18/17)
Earned Runs Allowed	2 (five times), last vs. Stetson (4/19/17)
Walks Allowed	3 (three times), last vs. Jacksonville (5/9/17)
Strikeouts	11 vs. Auburn - NCAA (6/5/17)

## ZIRZOW CAREER HIGHS

Innings Pitched	9.0 vs. Auburn - NCAA (6/5/17)
Hits Allowed	4 (four times), last vs. Stetson (4/19/17)
Runs Allowed	4 (two times), last at Virginia Tech (3/18/17)
Earned Runs Allowed	4 at NC State (4/4/15)
Walks Allowed	3 (three times), last vs. Jacksonville (5/9/17)
Strikeouts	11 vs. Auburn - NCAA (6/5/17)

## 31 • ALEC BYRD

## BYRD SEASON HIGHS

Innings Pitched	3.0 vs. Clemson (4/17/17)
Hits Allowed	5 (two times), last at Virginia Tech (3/19/17)
Runs Allowed	6 at Virginia Tech (3/19/17)
Earned Runs Allowed	6 at Virginia Tech (3/19/17)
Walks Allowed	3 at Florida Gulf Coast (3/15/17)
Strikeouts	5 vs. Tennessee Tech - NCAA (6/4/17)

## BYRD CAREER HIGHS

Innings Pitched	5.2 vs. USF (3/4/15)
Hits Allowed	6 vs. UCF (3/10/15)
Runs Allowed	6 (two times), last at Virginia Tech (3/19/17)
Earned Runs Allowed	6 (two times), last at Virginia Tech (3/19/17)
Walks Allowed	3 (three times), last at Florida Gulf Coast (3/15/17)
Strikeouts	8 vs. UNC Wilmington (2/27/15)

## 32 • GRANT STEWART

## STEWART SEASON &amp; CAREER HIGHS

Innings Pitched	2.0 (two times), last at NC State (4/9/17)
Hits Allowed	3 (two times), last vs. Virginia (4/29/17)
Runs Allowed	2 at Virginia Tech (3/19/17)
Earned Runs Allowed	2 at Virginia Tech (3/19/17)
Walks Allowed	1 (seven times), last vs. Virginia (4/29/17)
Strikeouts	4 vs. Florida Gulf Coast (4/5/17)

## 33 • CHASE HANEY

## HANEY SEASON HIGHS

Innings Pitched	2.1 vs. North Carolina (4/2/17)
Hits Allowed	4 (two times), last vs. Florida (4/11/17)
Runs Allowed	4 vs. Florida (4/11/17)
Earned Runs Allowed	4 vs. Florida (4/11/17)
Walks Allowed	1 (eight times), last vs. Jacksonville (5/9/17)
Strikeouts	3 at Notre Dame (3/24/17)

## HANEY CAREER HIGHS

Innings Pitched	3.2 vs. Georgia Tech (3/12/16)
Hits Allowed	4 (four times), last vs. Florida (4/11/17)
Runs Allowed	4 vs. Florida (4/11/17)
Earned Runs Allowed	4 vs. Florida (4/11/17)
Walks Allowed	3 (two times), last at USF (3/8/16)
Strikeouts	4 at USF (3/8/16)

## 35 • CAL RALEIGH

## RALEIGH SEASON HIGHS

At-Bats	7 at Notre Dame (3/24/17)
Runs	3 (four times), last vs. Pacific (5/6/17)
Hits	3 (three times), last vs. Pacific (5/6/17)
RBI	2 (seven times), last at Louisville (5/18/17)
Walks	3 at Stetson (4/25/17)
Hit by Pitch	1 (three times), last vs. Jacksonville (5/9/17)
Stolen Bases	1 vs. Oakland (3/5/17)

## RALEIGH CAREER HIGHS

At-Bats	7 at Notre Dame (3/24/17)
Runs	3 (five times), last vs. Pacific (5/6/17)
Hits	3 (six times), last vs. Pacific (5/6/17)
RBI	4 at Pittsburgh (3/19/16)
Walks	3 at Florida - NCAA Tournament (6/1/16)
Hit by Pitch	1 (seven times), last vs. Jacksonville (5/9/17)
Stolen Bases	1 (two times), last vs. Oakland (3/5/17)

## 38 • RHETT APLIN

## APLIN SEASON &amp; CAREER HIGHS

At-Bats	5 (eight times), last vs. Clemson (4/15/17)
Runs	4 vs. Samford (2/24/17)
Hits	4 vs. Samford (2/24/17)
RBI	4 vs. Samford (2/24/17)
Walks	2 (six times), last vs. Virginia (4/29/17)
Hit by Pitch	1 (five times), last vs. Stetson (4/19/17)
Stolen Bases	2 at Florida Gulf Coast (3/15/17)

## 42 • JIM VOYLES

## J. VOYLES SEASON HIGHS

Innings Pitched	3.1 vs. Jacksonville (3/21/17)
Hits Allowed	4 vs. Jacksonville (3/21/17)
Runs Allowed	4 (two times), last vs. Virginia (4/29/17)
Earned Runs Allowed	4 vs. Virginia (4/29/17)
Walks Allowed	3 at NC State (4/7/17)
Strikeouts	5 vs. Oakland (3/5/17)

## J. VOYLES CAREER HIGHS

Innings Pitched	5.0 vs. UCF (3/22/16)
Hits Allowed	6 vs. Florida Gulf Coast (4/8/15)
Runs Allowed	7 vs. Clemson - ACC Tournament (5/29/16)
Earned Runs Allowed	7 vs. Clemson - ACC Tournament (5/29/16)
Walks Allowed	3 (four times), last at NC State (4/7/17)
Strikeouts	6 at Pittsburgh (3/19/16)

# SEASON & CAREER HIGHS

## 43 • DREW PARRISH

### PARRISH SEASON & CAREER HIGHS

Innings Pitched	9.0 at Notre Dame (3/25/17)
Hits Allowed	8 (two times), last at NC State (4/9/17)
Runs Allowed	7 (two times), last at NC State (4/9/17)
Earned Runs Allowed	7 (two times), last at NC State (4/9/17)
Walks Allowed	4 vs. Wake Forest (5/14/17)
Strikeouts	12 vs. Tennessee Tech - NCAA (6/2/17)

## 46 • DREW CARLTON

### CARLTON SEASON HIGHS

Innings Pitched	5.2 vs. VCU (2/17/17)
Hits Allowed	9 vs. VCU (2/17/17)
Runs Allowed	5 vs. North Carolina (4/1/17)
Earned Runs Allowed	2 (six times), last vs. Tennessee Tech - NCAA (6/2/17)
Walks Allowed	2 (three times), last vs. Notre Dame - ACC T (5/24/17)
Strikeouts	7 at Notre Dame (3/24/17)

### CARLTON CAREER HIGHS

Innings Pitched	9.0 at Florida - NCAA Tournament (6/11/16)
Hits Allowed	11 at Wake Forest (4/16/16)
Runs Allowed	8 at Wake Forest (4/16/16)
Earned Runs Allowed	7 (three times), last at Wake Forest (4/16/16)
Walks Allowed	4 at Clemson (5/1/16)
Strikeouts	9 (three times), last vs. Bowling Green State (5/7/16)

## 53 • BRYAN BUSSEY

### BUSSEY SEASON HIGHS

At-Bats	2 (two times), last vs. Pacific (5/6/17)
Runs	1 (four times), last vs. Jacksonville (5/9/17)
Hits	1 (three times), last vs. Jacksonville (5/9/17)
RBI	1 vs. Oakland (3/5/17)
Walks	1 (two times), last vs. Jacksonville (5/9/17)
Hit by Pitch	1 vs. Oakland (3/5/17)
Stolen Bases	-

### BUSSEY CAREER HIGHS

At-Bats	3 (two times), last vs. Villanova (3/2/16)
Runs	1 (six times), last vs. Jacksonville (5/9/17)
Hits	1 (seven times), last vs. Jacksonville (5/9/17)
RBI	2 vs. Villanova (3/2/16)
Walks	1 (three times), last vs. Jacksonville (5/9/17)
Hit by Pitch	1 (three times), last vs. Oakland (3/5/17)
Stolen Bases	-

## FSU SEASON STATS

**2017 Florida State Baseball**  
**Overall Statistics for Florida State (as of Jun 05, 2017)**  
**(All games Sorted by Batting avg)**



Record: 43-21 Home: 24-13 Away: 14-7 Neutral: 5-1 ACC: 14-14

Player	avg	gp-gs	ab	r	h	2b	3b	hr	rbi	tb	slg%	bb	hp	so	gdp	ob%	sf	sh	sb-att	po	a	e	fld%	
28 BUSBY,Dylan	.317	58-57	227	52	72	20	2	14	60	138	.608	22	11	56	4	.401	2	3	9-12	106	96	11	.948	
2 LUECK,Jackson	.313	51-49	192	36	60	10	1	9	49	99	.516	23	6	47	5	.397	3	1	6-8	69	2	0	1.000	
29 NIEPORTE,Quincy	.301	63-63	239	38	72	19	0	9	73	118	.494	21	8	34	1	.367	7	2	0-0	150	9	3	.981	
24 HENDERSON,Matt	.267	63-58	161	34	43	6	0	0	19	49	.304	43	11	40	3	.445	3	8	8-10	88	124	8	.964	
10 WALLS,Taylor	.262	63-63	244	70	64	8	3	6	43	96	.393	57	1	43	5	.401	2	2	10-12	92	162	14	.948	
8 FLOWERS,JC	.241	63-63	203	42	49	4	2	2	32	63	.310	29	11	54	7	.362	3	9	7-7	143	3	1	.993	
35 RALEIGH,Cal	.223	64-64	242	47	54	14	1	8	34	94	.388	37	3	36	8	.330	3	0	1-1	545	65	10	.984	
-----																								
30 ZIRZOW,Will	1.000	1-0	1	0	1	0	0	0	0	1	1.000	0	0	0	0	1.000	0	0	0-0	4	10	1	.933	
23 MEJIA,Ryan	.333	10-0	9	1	3	0	0	0	4	3	.333	1	0	0	0	.400	0	0	0-0	2	0	0	1.000	
38 APLIN,Rhett	.322	46-40	143	34	46	9	1	6	24	75	.524	24	5	30	3	.431	2	3	4-6	49	4	0	1.000	
22 MENDOZA,Drew	.271	38-38	129	29	35	8	0	8	30	67	.519	27	4	42	4	.405	3	2	3-4	295	15	8	.975	
14 HOLTON,Tyler	.268	14-12	41	8	11	0	0	2	9	17	.415	4	0	13	0	.326	1	0	0-0	22	19	1	.976	
7 WELLS,Steven	.250	30-5	36	5	9	1	0	1	5	13	.361	5	1	10	0	.357	0	0	0-1	30	4	0	1.000	
15 TRULUCK,Hank	.250	39-5	24	8	6	2	0	1	2	11	.458	4	5	11	1	.455	0	1	1-3	8	8	0	1.000	
3 DERR,Nick	.222	48-32	117	31	26	2	1	1	17	33	.282	28	9	37	1	.399	4	1	6-6	31	18	5	.907	
53 BUSSEY,Bryan	.214	20-0	14	4	3	1	0	0	1	4	.286	2	1	0	0	.333	1	0	0-0	30	5	0	1.000	
1 DAUGHTRY,Tyler	.209	32-24	86	19	18	6	0	1	13	27	.314	29	2	23	2	.412	2	0	3-3	19	30	4	.925	
20 CAVANAUGH,Kyle	.158	16-2	19	2	3	0	0	0	0	3	.158	2	1	8	0	.273	0	0	0-0	20	2	0	1.000	
13 PETREY,Donovan	.158	22-1	19	2	3	0	0	0	4	3	.158	6	1	4	1	.385	0	0	0-0	7	0	2	.778	
46 CARLTON,Drew	.000	1-0	1	0	0	0	0	0	0	0	.000	0	0	0	0	.000	0	0	0-0	4	6	0	1.000	
17 KWIATKOWSKI,Clayton	.000	1-0	1	0	0	0	0	0	0	0	.000	0	0	0	0	.000	0	0	0-0	1	2	1	.750	
Totals	.269	64	2148	462	578	110	11	68	419	914	.426	364	80	488	45	.389	36	32	58-73	1726	626	70	.971	
Opponents	.243	64	2182	289	531	118	7	42	268	789	.362	198	60	594	34	.321	19	35	33-48	1674	554	79	.966	

LOB - Team (524), Opp (481). DPs turned - Team (41), Opp (52). CI - Team (2), RALEIGH,C 2.

**(All games Sorted by Earned run avg)**

Player	era	w-l	app	gs	cg	sho	sv	ip	h	r	er	bb	so	2b	3b	hr	b/avg	wp	hp	bk	sfa	sha		
14 HOLTON,Tyler	2.22	10-2	16	16	2	1/1	0	105.1	63	32	26	25	132	10	0	7	.166	6	8	0	0	7		
43 PARRISH,Drew	4.67	5-3	17	13	1	0/1	0	81.0	74	48	42	25	80	12	1	7	.240	2	6	0	4	4		
26 SANDS,Cole	5.24	6-3	16	16	0	0/0	0	79.0	81	53	46	29	68	21	0	8	.268	3	9	2	1	2		
-----																								
46 CARLTON,Drew	2.03	4-4	32	1	0	0/2	6	57.2	61	20	13	13	53	12	1	4	.268	2	9	0	4	3		
17 KWIATKOWSKI,Clayton	2.45	1-0	18	0	0	0/0	0	22.0	17	6	6	12	22	6	2	1	.218	2	2	1	2	0		
30 ZIRZOW,Will	2.60	3-1	19	4	1	1/1	0	45.0	31	17	13	19	52	7	1	1	.191	10	7	0	0	5		
7 WELLS,Steven	2.70	0-0	6	0	0	0/0	0	3.1	8	3	1	1	3	2	0	0	.471	1	1	0	1	1		
31 BYRD,Alec	4.31	4-2	33	0	0	0/1	1	31.1	31	18	15	18	35	5	0	2	.256	3	3	0	0	2		
42 VOYLES,Jim	4.46	4-0	26	0	0	0/2	0	36.1	40	23	18	21	39	11	1	3	.272	6	1	0	1	0		
33 HANEY,Chase	4.50	2-2	31	0	0	0/1	0	30.0	31	15	15	8	25	8	0	1	.274	1	4	1	4	1		
32 STEWART,Grant	4.91	1-0	10	0	0	0/0	0	11.0	13	6	6	7	14	5	0	1	.317	2	3	0	0	2		
19 KARP,Andrew	4.95	2-3	16	12	0	0/0	0	60.0	62	36	33	17	61	12	0	6	.270	3	6	0	1	5		
12 REITZ,Brandon	6.00	0-0	3	0	0	0/0	0	3.0	3	2	2	2	3	0	0	1	.250	2	0	0	0	0		
18 VOYLES,Ed	6.10	1-1	8	2	0	0/2	1	10.1	16	10	7	1	7	7	1	0	.364	0	1	0	1	3		
Totals	3.80	43-21	64	64	4	5/3	8	575.1	531	289	243	198	594	118	7	42	.243	43	60	4	19	35		
Opponents	6.56	21-43	64	64	1	4/4	14	558.0	578	462	407	364	488	110	11	68	.269	39	80	5	36	32		

PB - Team (12), RALEIGH,C 11, BUSSEY,B 1, Opp (23). Pickoffs - Team (6), RALEIGH,C 5, HOLTON,T 1, Opp (8).

## FSU SEASON STATS (ACC)

**2017 Florida State Baseball**  
**Conference statistics for Florida State (as of May 28, 2017)**  
**(ACC games only Sorted by Batting avg)**



Record: 14-14 Home: 6-9 Away: 8-5 ACC: 14-14

Player	avg	gp-gs	ab	r	h	2b	3b	hr	rbi	tb	slg%	bb	hp	so	gdp	ob%	sf	sh	sb-att	po	a	e	fld%
29 NIEPORTE,Quincy	.321	27-27	106	16	34	11	0	5	37	60	.566	8	2	11	0	.367	4	0	0-0	37	2	1	.975
38 APLIN,Rhett	.316	23-20	76	16	24	2	1	4	11	40	.526	14	0	19	2	.418	1	2	1-3	28	3	0	1.000
28 BUSBY,Dylan	.301	25-25	103	16	31	7	0	8	31	62	.602	5	2	29	2	.339	2	1	0-1	63	36	3	.971
8 FLOWERS,JC	.250	28-28	92	19	23	3	2	1	9	33	.359	15	5	25	4	.384	0	1	3-3	69	1	0	1.000
10 WALLS,Taylor	.233	27-27	103	27	24	1	2	3	19	38	.369	22	1	20	3	.370	1	1	3-4	36	85	4	.968
24 HENDERSON,Matt	.224	28-26	67	14	15	2	0	0	10	17	.254	18	5	16	0	.413	2	5	2-2	40	55	7	.931
35 RALEIGH,Cal	.209	28-28	110	19	23	8	0	4	14	43	.391	14	1	14	3	.302	1	0	0-0	222	33	2	.992
-----																							
14 HOLTON,Tyler	.357	4-3	14	4	5	0	0	1	3	8	.571	1	0	4	0	.400	0	0	0-0	6	11	0	1.000
23 MEJIA,Ryan	.333	3-0	3	0	1	0	0	0	2	1	.333	0	0	0	0	.333	0	0	0-0	1	0	0	1.000
22 MENDOZA,Drew	.254	19-19	67	12	17	4	0	3	13	30	.448	10	2	25	2	.358	2	1	1-2	157	11	6	.966
2 LUECK,Jackson	.254	19-18	71	14	18	3	0	5	14	36	.507	7	2	18	3	.333	1	0	0-0	33	2	0	1.000
1 DAUGHTRY,Tyler	.216	14-10	37	6	8	2	0	1	5	13	.351	16	1	11	1	.463	0	0	0-0	8	20	2	.933
53 BUSSEY,Bryan	.167	8-0	6	2	1	1	0	0	0	2	.333	1	0	0	0	.286	0	0	0-0	12	0	0	1.000
7 WELLS,Steven	.154	14-2	13	3	2	1	0	0	0	3	.231	3	1	4	0	.353	0	0	0-0	10	0	0	1.000
3 DERR,Nick	.140	22-17	57	15	8	1	1	0	6	11	.193	14	5	21	1	.351	1	0	2-2	17	9	3	.897
15 TRULUCK,Hank	.125	16-2	8	1	1	1	0	0	0	2	.250	1	2	5	0	.364	0	1	0-2	3	3	0	1.000
13 PETREY,Donovan	.100	12-0	10	0	1	0	0	0	1	1	.100	4	0	2	0	.357	0	0	0-0	5	0	1	.833
20 CAVANAUGH,Kyle	.000	6-0	5	1	0	0	0	0	0	0	.000	1	1	2	0	.286	0	0	0-0	10	0	0	1.000
46 CARLTON,Drew	.000	1-0	1	0	0	0	0	0	0	0	.000	0	0	0	0	.000	0	0	0-0	1	3	0	1.000
17 KWIATKOWSKI,Clayton	.000	1-0	1	0	0	0	0	0	0	0	.000	0	0	0	0	.000	0	0	0-0	0	2	0	1.000
Totals	.248	28	950	185	236	47	6	35	175	400	.421	154	30	226	21	.366	15	12	12-19	763	293	31	.971
Opponents	.267	28	986	156	263	61	3	27	146	411	.417	103	29	239	15	.350	10	16	16-26	759	247	27	.974

LOB - Team (217), Opp (225). DPs turned - Team (18), Opp (24).

## (ACC games only Sorted by Earned run avg)

Player	era	w-l	app	gs	cg	sho	sv	ip	h	r	er	bb	so	2b	3b	hr	b/avg	wp	hp	bk	sfa	sha
14 HOLTON,Tyler	3.09	4-2	10	10	1	1/0	0	64.0	43	23	22	18	67	7	0	6	.187	2	5	0	0	6
43 PARRISH,Drew	6.00	2-3	8	7	1	0/1	0	39.0	45	31	26	15	41	7	0	4	.288	2	3	0	3	2
26 SANDS,Cole	6.33	3-3	10	10	0	0/0	0	48.1	56	35	34	18	37	14	0	7	.298	2	4	1	1	1
-----																						
18 VOYLES,Ed	0.00	0-0	2	0	0	0/1	0	2.0	0	0	0	0	1	0	0	0	.000	0	0	0	0	0
7 WELLS,Steven	0.00	0-0	3	0	0	0/0	0	1.1	4	2	0	1	2	2	0	0	.444	0	0	0	0	0
12 REITZ,Brandon	0.00	0-0	1	0	0	0/0	0	1.0	0	0	0	0	1	0	0	0	.000	0	0	0	0	0
46 CARLTON,Drew	2.39	0-2	13	0	0	0/1	3	26.1	30	14	7	8	23	6	1	3	.286	2	6	0	3	3
17 KWIATKOWSKI,Clayton	3.38	0-0	10	0	0	0/0	0	10.2	8	4	4	5	11	4	1	0	.216	2	2	1	1	0
33 HANEY,Chase	3.55	1-1	11	0	0	0/1	0	12.2	11	5	5	3	12	2	0	1	.234	0	2	0	1	0
42 VOYLES,Jim	5.00	3-0	11	0	0	0/0	0	18.0	16	12	10	13	17	6	0	2	.232	4	0	0	1	0
31 BYRD,Alec	5.65	1-1	16	0	0	0/1	0	14.1	20	12	9	9	13	3	0	2	.328	2	2	0	0	1
30 ZIRZOW,Will	6.75	0-1	6	0	0	0/0	0	6.2	13	8	5	5	7	3	1	1	.371	4	2	0	0	1
32 STEWART,Grant	7.94	0-0	5	0	0	0/0	0	5.2	9	5	5	4	4	3	0	1	.409	0	2	0	0	1
19 KARP,Andrew	10.38	0-1	3	1	0	0/0	0	4.1	8	5	5	4	3	4	0	0	.444	1	1	0	0	1
Totals	4.67	14-14	28	28	2	2/1	3	254.1	263	156	132	103	239	61	3	27	.267	21	29	2	10	16
Opponents	5.91	14-14	28	28	0	2/2	9	253.0	236	185	166	154	226	47	6	35	.248	13	30	1	15	12

PB - Team (3), RALEIGH,C 2, BUSSEY,B 1, Opp (10). Pickoffs - Team (2), RALEIGH,C 2, Opp (4).

## TALLAHASSEE REGIONAL

**2017 Florida State Baseball**  
**Overall Statistics for Florida State (as of Jun 08, 2017)**  
**(Tallahassee Regional Sorted by Batting avg)**



Record: 4-1 Home: 1-1 Away: 2-0 Neutral: 1-0 ACC: 0-0

Player	avg	gp-gs	ab	r	h	2b	3b	hr	rbi	tb	slg%	bb	hp	so	gdp	ob%	sf	sh	sb-att	po	a	e	fld%	
29 NIEPORTE,Quincy	.400	5-5	20	0	8	2	0	0	3	10	.500	1	0	7	0	.429	0	1	0-0	0	0	0	.000	
24 HENDERSON,Matt	.333	5-5	15	4	5	1	0	0	0	6	.400	5	1	4	0	.524	0	0	0-1	7	12	0	1.000	
2 LUECK,Jackson	.316	5-5	19	2	6	1	0	1	4	10	.526	3	1	5	0	.435	0	1	1-1	7	0	0	1.000	
28 BUSBY,Dylan	.316	5-5	19	5	6	2	1	1	5	13	.684	3	2	2	0	.458	0	0	1-1	1	7	1	.889	
22 MENDOZA,Drew	.294	5-5	17	4	5	1	0	1	2	9	.529	4	0	5	1	.429	0	0	0-0	38	1	0	1.000	
10 WALLS,Taylor	.238	5-5	21	5	5	0	0	1	1	8	.381	2	0	5	1	.304	0	1	1-1	5	14	3	.864	
35 RALEIGH,Cal	.190	5-5	21	1	4	0	0	0	1	4	.190	0	0	4	1	.190	0	0	0-0	59	6	1	.985	
8 FLOWERS,JC	.071	5-5	14	2	1	0	0	0	3	1	.071	1	2	4	0	.222	1	2	0-0	10	1	0	1.000	
-----																								
7 WELLS,Steven	.556	5-1	9	1	5	0	0	1	3	8	.889	0	0	2	0	.556	0	0	0-0	6	0	0	1.000	
14 HOLTON,Tyler	.091	4-4	11	1	1	0	0	0	2	1	.091	0	0	4	0	.091	0	0	0-0	5	1	0	1.000	
3 DERR,Nick	.000	1-0	1	0	0	0	0	0	0	0	.000	0	0	1	0	.000	0	0	0-0	0	0	0	.000	
15 TRULUCK,Hank	.000	3-0	1	1	0	0	0	0	0	0	.000	0	0	0	0	.000	0	0	0-0	0	0	0	.000	
Totals	.274	5	168	26	46	7	1	5	24	70	.417	19	6	43	3	.366	1	5	3-4	138	47	5	.974	
Opponents	.220	5	173	14	38	6	0	0	14	44	.254	8	3	62	4	.265	1	2	1-1	137	47	4	.979	

LOB - Team (36), Opp (36). DPs turned - Team (4), Opp (5). CI - Team (1), RALEIGH,C 1.

**(Tallahassee Regional Sorted by Earned run avg)**

Player	era	w-l	app	gs	cg	sho	sv	ip	h	r	er	bb	so	2b	3b	hr	b/avg	wp	hp	bk	sfa	sha
14 HOLTON,Tyler	0.00	1-0	1	1	1	0/0	0	9.0	6	1	0	0	13	0	0	0	.167	1	0	0	0	0
30 ZIRZOW,Will	0.00	1-0	1	1	1	1/0	0	9.0	2	0	0	0	11	0	0	0	.074	0	1	0	0	1
43 PARRISH,Drew	1.23	0-0	1	1	0	0/0	0	7.1	2	1	1	1	12	0	0	0	.091	0	1	0	0	1
19 KARP,Andrew	4.05	0-0	1	1	0	0/0	0	6.2	8	4	3	2	4	2	0	0	.296	2	0	0	1	0
-----																						
33 HANEY,Chase	0.00	0-0	1	0	0	0/0	0	0.2	1	0	0	0	0	0	0	0	.500	0	0	0	0	0
31 BYRD,Alec	3.00	1-0	2	0	0	0/0	0	3.0	4	1	1	1	6	1	0	0	.308	1	0	0	0	0
46 CARLTON,Drew	3.86	1-1	3	0	0	0/0	1	4.2	7	2	2	1	7	2	0	0	.318	0	0	0	0	0
26 SANDS,Cole	4.15	0-0	1	1	0	0/0	0	4.1	5	2	2	3	6	0	0	0	.294	0	1	1	0	0
42 VOYLES,Jim	13.50	0-0	1	0	0	0/0	0	1.1	3	3	2	0	3	1	0	0	.429	0	0	0	0	0
Totals	2.15	4-1	5	5	2	1/0	1	46.0	38	14	11	8	62	6	0	0	.220	4	3	1	1	2
Opponents	4.53	1-4	5	5	0	0/0	0	45.2	46	26	23	19	43	7	1	5	.274	1	6	1	1	5

PB - Team (1), RALEIGH,C 1, Opp (1). Pickoffs - Team (0), Opp (1).

## ACC CHAMPIONSHIP

**2017 Florida State Baseball**  
**Overall Statistics for Florida State (as of Jun 08, 2017)**  
**(ACC Championship Sorted by Batting avg)**



Record: 4-0 Home: 0-0 Away: 0-0 Neutral: 4-0 ACC: 0-0

Player	avg	gp-gs	ab	r	h	2b	3b	hr	rbi	tb	slg%	bb	hp	so	gdp	ob%	sf	sh	sb-att	po	a	e	fld%	
28 BUSBY,Dylan	.444	4-4	18	7	8	4	0	1	5	15	.833	1	2	2	0	.524	0	0	1-2	3	4	1	.875	
2 LUECK,Jackson	.438	4-4	16	3	7	1	1	2	7	16	1.000	4	0	5	0	.550	0	0	0-1	7	0	0	1.000	
24 HENDERSON,Matt	.357	4-3	14	1	5	1	0	0	2	6	.429	2	0	4	0	.438	0	0	1-1	6	7	0	1.000	
10 WALLS,Taylor	.294	4-4	17	5	5	1	0	0	0	6	.353	4	0	3	0	.429	0	0	0-0	8	8	1	.941	
35 RALEIGH,Cal	.267	4-4	15	2	4	1	0	0	1	5	.333	4	0	2	1	.421	0	0	0-0	42	2	1	.978	
22 MENDOZA,Drew	.200	4-4	15	3	3	0	0	2	4	9	.600	4	0	5	0	.368	0	0	0-0	24	1	2	.926	
29 NIEPORTE,Quincy	.176	4-4	17	0	3	1	0	0	2	4	.235	1	0	3	0	.222	0	0	0-0	0	0	0	.000	
8 FLOWERS,JC	.000	4-4	16	0	0	0	0	0	0	0	.000	0	0	8	0	.000	0	1	0-0	13	0	0	1.000	
-----																								
15 TRULUCK,Hank	1.000	2-1	1	1	1	0	0	0	0	1	1.000	1	0	0	0	1.000	0	0	1-1	0	0	0	.000	
14 HOLTON,Tyler	.167	2-2	6	1	1	0	0	0	0	1	.167	1	0	3	0	.286	0	0	0-0	5	1	0	1.000	
7 WELLS,Steven	.100	4-2	10	0	1	0	0	0	0	1	.100	0	0	3	0	.100	0	0	0-1	9	1	0	1.000	
3 DERR,Nick	.000	1-0	1	0	0	0	0	0	0	0	.000	0	0	0	0	.000	0	0	0-0	0	0	0	.000	
Totals	.260	4	146	23	38	9	1	5	21	64	.438	22	2	38	1	.365	0	1	3-6	117	27	5	.966	
Opponents	.205	4	146	9	30	6	0	4	8	48	.329	10	3	41	1	.270	0	1	3-4	113	32	1	.993	

LOB - Team (35), Opp (35). DPs turned - Team (2), Opp (1). CI - Team (1), RALEIGH,C 1.

**(ACC Championship Sorted by Earned run avg)**

Player	era	w-l	app	gs	cg	sho	sv	ip	h	r	er	bb	so	2b	3b	hr	b/avg	wp	hp	bk	sfa	sha
26 SANDS,Cole	0.00	1-0	1	1	0	0/0	0	6.2	2	0	0	0	8	0	0	0	.091	0	1	0	0	0
46 CARLTON,Drew	0.00	0-0	3	0	0	0/0	0	6.0	6	0	0	2	4	2	0	0	.261	0	1	0	0	0
43 PARRISH,Drew	1.04	0-0	2	1	0	0/0	0	8.2	4	1	1	3	8	2	0	1	.133	0	0	0	0	0
14 HOLTON,Tyler	1.12	1-0	1	1	0	0/0	0	8.0	4	2	1	1	10	0	0	1	.133	0	0	0	0	0
19 KARP,Andrew	3.60	1-0	2	1	0	0/0	0	5.0	8	3	2	2	6	1	0	1	.364	0	1	0	0	1
-----																						
33 HANEY,Chase	0.00	0-0	2	0	0	0/0	0	1.0	1	0	0	0	2	1	0	0	.250	0	0	0	0	0
31 BYRD,Alec	3.00	1-0	3	0	0	0/0	0	3.0	2	1	1	2	2	0	0	0	.200	0	0	0	0	0
42 VOYLES,Jim	27.00	0-0	2	0	0	0/0	0	0.2	3	2	2	0	1	0	0	1	.600	0	0	0	0	0
Totals	1.62	4-0	4	4	0	0/0	0	39.0	30	9	7	10	41	6	0	4	.205	0	3	0	0	1
Opponents	5.50	0-4	4	4	0	0/0	0	37.2	38	23	23	22	38	9	1	5	.260	3	2	0	0	1

PB - Team (1), RALEIGH,C 1.