



TWO THOUSAND SEVENTEEN FLORIDA STATE BASEBALL

21 COLLEGE WORLD SERIES APPEARANCES • 22 FIRST ROUND DRAFT PICKS • 43 1ST TEAM ALL-AMERICANS

2017 SCHEDULE

#5 FLORIDA STATE (0-0, 0-0 ACC)

Date	BA/CB/D1/NCB/PG/USA	Opponent	Result/Time
2/17	NR	VCU	4:00 PM
2/18	NR	VCU	1:00 PM
2/19	NR	VCU	12:30 PM
2/21		USF	4:00 PM
2/24		Samford	4:00 PM
2/25		Samford	1:00 PM
2/26		Samford	1:00 PM
2/28		at Jacksonville	5:00 PM
3/3		Oakland	4:00 PM
3/4		Oakland	1:00 PM
3/5		Oakland	1:00 PM
3/7		at UCF	6:30 PM
3/8		at UCF	4:00 PM
3/10		Boston College*	6:00 PM
3/11		Boston College*	6:00 PM
3/12		Boston College*	1:00 PM
3/14		at Florida	6:30 PM
3/15		at FGCU	6:30 PM
3/17		at Virginia Tech*	5:30 PM
3/18		at Virginia Tech*	1:00 PM
3/19		at Virginia Tech*	1:00 PM
3/21		Jacksonville	6:00 PM
3/24		at Notre Dame*	6:05 PM
3/25		at Notre Dame*	4:05 PM
3/26		at Notre Dame*	1:05 PM
3/28		vs. Florida (Jax)	6:00 PM
3/31		North Carolina*	6:00 PM
4/1		North Carolina*	6:00 PM
4/2		North Carolina*	12:30 PM
4/4		FGCU	6:00 PM
4/5		FGCU	4:00 PM
4/7		at NC State*	6:30 PM
4/8		at NC State*	6:30 PM
4/9		at NC State*	1:00 PM
4/11		Florida	6:00 PM
4/15		Clemson*	6:00 PM
4/16		Clemson*	2:00 PM
4/17		Clemson*	7:00 PM
4/18		Stetson	6:00 PM
4/19		Stetson	4:00 PM
4/21		at Miami*	7:00 PM
4/22		at Miami*	7:00 PM
4/23		at Miami*	1:00 PM
4/25		at Stetson	5:00 PM
4/28		Virginia*	6:00 PM
4/29		Virginia*	1:00 PM
4/30		Virginia*	1:00 PM
5/5		Pacific	6:00 PM
5/6		Pacific	6:00 PM
5/7		Pacific	12:00 PM
5/9		Jacksonville	6:00 PM
5/12		Wake Forest*	6:00 PM
5/13		Wake Forest*	6:00 PM
5/14		Wake Forest*	1:00 PM
5/18		at Louisville*	6:00 PM
5/19		at Louisville*	6:00 PM
5/20		at Louisville*	7:30 PM
5/23-28		ACC Tournament - Louisville, Ky.	
6/2-4		NCAA Regionals	
6/9-11		NCAA Super Regionals	
6/18-29		NCAA College World Series	

*ACC Game; Home Game

BA - Baseball America
CB - Collegiate Baseball
D1 - D1Baseball.com
NCB - NCBWA
PG - Perfect Game
USA - USA Today/ESPN

FLORIDA STATE SEMINOLES



Head Coach

Mike Martin (Florida State '66)
Career: 1898-671-4 (.741) | 38th Season
At FSU: Same

BY THE NUMBERS (2016)

OVERALL | 41-22
CURRENT | L2
ACC | 16-10
CURRENT | W1
HOME | 29-9
AWAY | 9-11
NEUTRAL | 3-2
LAST 5 | 3-2
LAST 10 | 7-3

PROBABLE STARTERS
FRI | Drew Carlton
SAT | Cole Sands
SUN | Tyler Holton

February 17-19, 2017

TEAM COMPARISON (2016)

.294	BATTING AVG.	.271
.404	ON-BASE PCT.	.364
.450	SLUGGING PCT.	.358
57	HOME RUNS	26
64	STOLEN BASES	66
3.69	ERA	3.90
2.28	K-BB RATIO	1.99
.968	FIELDING PCT.	.972

ALL-TIME RESULTS

First Meeting

VCU RAMS



Head Coach

Shawn Stiffler (George Mason '01)
Career: 143-90 (.614) | 5th Season
At VCU: Same

BY THE NUMBERS (2016)

OVERALL | 38-19
CURRENT | L1
A10 | 16-9
CURRENT | L1
HOME | 19-6
AWAY | 16-11
NEUTRAL | 3-2
LAST 5 | 2-3
LAST 10 | 7-3

PROBABLE STARTERS
FRI | Sean Thompson
SAT | Michael Dailey
SUN | Brooks Vial

NOLES BEGIN 70th SEASON AGAINST VCU RAMS

1

Florida State will open its 70th season of baseball Friday through Sunday against VCU. **The Noles have won 18 consecutive games on Opening Day**, dating back to a 10-1 loss to Notre Dame in 1998. Head coach Mike Martin is 34-3 all-time on Opening Day and has won 34 of his last 35. FSU is 61-7-1 on Opening Day all-time. This will be the first time that Florida State and VCU have met.

2

Junior shortstop **Taylor Walls** is the nation's leading returning run scorer. The Cordele, Ga., native had 72 runs scored in 2016, which ranked second in the nation. Walls enters 2017 as a preseason All-American and is the #24 draft eligible prospect according to Baseball America. Walls is also the No. 2 shortstop from D1Baseball.com and one of 55 players named to the Golden Spikes Award watch list.

3

Junior infielder **Dylan Busby** will begin the season playing third base after an injury to heralded freshman **Drew Mendoza**. Busby started 57 games at the hot corner as a freshman in 2015 before starting 62 games at first base in 2016. Like Walls, Busby is on the Golden Spikes Award watch list entering the season and is a preseason All-American, including a first team choice of Collegiate Baseball and the NCBWA.

4

With the retirement of Texas' Augie Garrido following the 2016 season, head coach **Mike Martin** is the winningest active coach in college baseball. With a record of 1,898-671-4 through 37 years, Martin enters the VCU weekend just two games shy of 1,900 and would become just the second coach to reach that many wins. Martin sits just 78 wins shy of passing Garrido for the most wins in college baseball history.

5

Along with Walls and Busby, sophomores Jackson Lueck and Cal Raleigh earned preseason All-American honors...five Noles enter the year ranked in the Top 15 at their position by D1Baseball.com - Walls (#2 SS), Raleigh (#2 C), Busby (#5 1B), Mendoza (#5 3B) and Lueck (#11 OF)...Mendoza also ranks #2 among freshmen...Chase Haney is on the Stopper of the Year watch list, though Jim Voyles is slotted to close to begin the season.

ROSTER

NUMERICAL ROSTER

No.	Name	B-T	Pos.	Ht.	Wt	Cl	Hometown / Previous School
1	Tyler Daughtry	L/R	INF	5-10	180	Fr.	Warner Robins, Ga. / Veterans
2	Jackson Lueck	S/R	OF	6-1	190	So.	Orlando, Fla. / Orangewood Christian
3	Nick Derr	R/R	INF	6-0	190	Fr.	Lakewood Ranch, Fla. / Sarasota
5	Justin Sorokowski	R/R	RHP/INF	6-2	205	Fr.	Mechanicsville, Va. / Lee Davis
6	Cobi Johnson	R/R	RHP	6-4	210	Jr.	Holiday, Fla. / J.W. Mitchell
7	Steven Wells, Jr.	R/R	RHP/OF	6-2	175	Jr.	Key West, Fla. / Key West
8	J.C. Flowers	R/R	RHP/OF	6-2	185	Fr.	Orange Park, Fla. / Trinity Christian Academy
10	Taylor Walls	S/R	INF	5-10	180	Jr.	Cordele, Ga. / Crisp County
12	Brandon Reitz	R/R	RHP	6-1	175	Fr.	Ocala, Fla. / Trinity Catholic
13	Donovan Petrey	L/L	OF	5-10	195	So.	Arcadia, Fla. / Port Charlotte
14	Tyler Holton	L/L	LHP/OF	6-2	200	So.	Tallahassee, Fla. / Lincoln
15	Hank Truluck	R/R	INF/OF	6-1	190	Sr.	Ocala, Fla. / Forest
16	Jared Herron	R/R	C	6-1	210	Fr.	Orlando, Fla. / Trinity Prep
17	Clayton Kwiatkowski	L/L	LHP	6-2	215	Fr.	Tampa, Fla. / Jesuit
18	Ed Voyles	R/R	RHP	6-7	205	RJr.	Atlanta, Ga. / Holy Innocents Episcopal
19	Andrew Karp	R/R	RHP	6-3	210	RSO.	Winter Garden, Fla. / West Orange
20	Kyle Cavanaugh	R/R	1B	6-5	230	RJr.	Winter Park, Fla. / Trinity Prep / Tallahassee CC
21	Alex Carpenter	R/R	RHP	6-1	195	RFr.	Satellite Beach, Fla./Melbourne Central Cath./Eastern Fla.
22	Drew Mendoza	L/R	INF	6-4	210	Fr.	Minneola, Fla. / Lake Minneola
23	Ryan Mejia	R/R	OF	6-1	190	Fr.	Tampa, Fla. / Alonzo
24	Matt Henderson	S/R	INF	5-9	165	Sr.	Chico, Calif. / Pleasant Valley / Santa Barbara CC
25	Ronnie Ramirez	R/R	RHP	5-9	180	So.	Tampa, Fla. / Jesuit
26	Cole Sands	R/R	RHP	6-3	210	So.	Tallahassee, Fla. / North Florida Christian
28	Dylan Busby	R/R	INF	6-3	190	Jr.	Sarasota, Fla. / Sarasota
29	Quincy Nieporte	R/R	1B	6-1	223	Sr.	Atlanta, Ga. / St. Pius X Catholic / Tallahassee CC
30	Will Zirzow	R/R	RHP	6-5	220	RJr.	Fleming Island, Fla. / The Bolles School
31	Alec Byrd	L/L	LHP	6-3	175	Sr.	Miami Shores, Fla. / St. Thomas Aquinas
32	Grant Stewart	L/L	LHP	5-10	170	Fr.	Paxton, Fla. / Paxton
33	Chase Haney	R/R	RHP	6-6	225	So.	Winter Garden, Fla. / Windermere Prep
35	Cal Raleigh	S/R	C	6-3	205	So.	Cullowhee, N.C. / Smoky Mountain
36	Dillon Brown	R/R	RHP	6-0	170	RFr.	Lynn Haven, Fla. / Mosley
38	Rhett Aplin	L/L	LHP	6-2	220	Jr.	Fleming Island, Fla. / Fleming Island / Seminole State
42	Jim Voyles	R/R	RHP	6-7	205	Sr.	Atlanta, Ga. / Holy Innocents Episcopal
43	Drew Parrish	L/L	LHP/OF	5-11	180	Fr.	Rockledge, Fla. / Rockledge
46	Drew Carlton	R/R	RHP	6-1	207	Jr.	Lakeland, Fla. / George Jenkins
53	Bryan Bussey	R/R	C	6-2	220	Sr.	Weaverville, N.C. / North Buncombe / Walters State CC

COACHING STAFF

- 11 Head Coach: Mike Martin - 38th Season/Florida State (1966)
- 44 Associate Head Coach: Mike Bell - 6th Season/Florida State (1996)
- 4 Assistant Coach: Mike Martin, Jr. - 20th Season/Florida State (1995)
- 41 Volunteer Assistant Coach: Clyde Keller - 2nd Season/Florida State (1990)

PRONUNCIATION GUIDE

Jackson LUECK	Luke
Justin SOROKOWSKI	Sore-o-cow-ski
Brandon REITZ	Rights
Donovan PETREY	Pet-tree
Jared HERRON	Hair-in
Clayton KWIAKOWSKI	Quit-cow-ski
Ryan MEJIA	Muh-he-uh
Quincy NIEPORTE	Knee-port-e
Will ZIRZOW	Zeer-zow
Chase HANEY	Hay-knee
Rhett APLIN	App-lin
Bryan BUSSEY	Bus-E

2017 INFORMATION

2016 Returning Statistical Leaders

Average (At least 20 starts)

Jackson Lueck	.379
Taylor Walls	.355
Dylan Busby	.323
Cal Raleigh	.301

Hits

Taylor Walls	88
Dylan Busby	80
Cal Raleigh	69

RBI's

Dylan Busby	55
Cal Raleigh	50
Taylor Walls	46

ERA (with at least 4 starts)

Ed Voyles	2.66
Tyler Holton	2.79

2017 QUICK FACTS

Location	Tallahassee, FL
Nickname	Seminoles
Colors	Garnet & Gold
Enrollment	41,773
President	John Thrasher
Athletics Director	Stan Wilcox
Conference	Atlantic Coast
Home Field	Dick Howser Stadium
Capacity	6,700
Surface	Natural Grass
Dimensions	LF-340, CF-400, RF-320
Alleys	365-LC; 360-RC
Ht of Wall - 10'; Ht of RF Screen - 30'	
Letterwinners R/L	22/11
Position Starters R/L	10/4
Pitcher R/L	12/7
All-Time Record (Yrs)	2798-1042-10 (69)
All-Time ACC Record (Yrs)	459-197-0 (25)
All-Time NCAA Record (Yrs)	184-121-0 (54)
Years in NCAA Regional (Last)	54 (2016)
All-Time CWS Record (Yrs)	28-42-0 (21)
Last CWS Appearance	2012

MEDIA INFORMATION

Baseball SID	Steven McCartney
Phone Number	850.644.3920
Fax Number	850.644.3820
Cell Phone	850.322.6711
Press Box Number	850.644.1553
Email Address	smccartney@fsu.edu
Athletic Website	seminoles.com

INTERVIEW POLICY

All player and coach interviews must be arranged through the FSU Sports Information Office. On game days, coach Martin and requested players will be available to the media after the game and following a 10-minute cooling off period. Interviews will take place in the Tradition Room at Dick Howser Stadium.



HEAD COACH MIKE MARTIN

38th season as Head Coach | 43rd season coaching at FSU | 45th season at Florida State

- » **Born:** February 12, 1944, in Charlotte, N.C.
- » **High School:** Garinger HS, Charlotte, N.C.
- » **Playing Experience:**
Wingate Junior College - 1963-64
Florida State - 1965-66
- » **Family:**
Wife - Carol; **Children** - Mary Beth, Mike Jr., Melanie
Grandchildren - Hannah Elizabeth, Tyler,
Thomas Joseph (T.J.), Lexi

THE WINNINGEST ACTIVE COACH IN COLLEGE BASEBALL, MARTIN...

- » was inducted into the American Baseball Coaches Association Hall of Fame January 5, 2007
- » was inducted into the Florida Sports Hall of Fame in 2005
- » has 24 50-win seasons (no other coach at FSU has one)
- » owns the highest career winning percentage among active DI collegiate coaches (.738)
- » owns the second-most wins all-time in NCAA Division I baseball history and most among active coaches (1,898)
- » has led Florida State to 37 consecutive NCAA Regional appearances
- » has taken the Noles on 15 trips to the College World Series
- » has overseen 17 conference championships (11 Metro Conference, 6 Atlantic Coast Conference - 95, 97, 02, 04, 10, 15)
- » coached eight consecutive ACC Atlantic Division Championships (2007-2014) including setting the school record for the most conference wins in a season with a 24-6 mark in 2008 & 2012
- » produced 19 first round draft picks with 17 coming since 1990. Overall, Martin has coached 49 of FSU's 69 players that have reached the Major Leagues
- » coached 89 All-Americans, 125 All-ACC selections and a record four Golden Spikes winners
- » is a seven-time ACC Coach of the Year - 1996, 1998, 1999, 2001, 2007, 2009, 2012
- » is a six-time Metro Conference Coach of the Year
- » garnered Baseball America College Coach of the Year honors for the first time in his career in 2012
- » has led FSU to a top 15 final national ranking 32 times in 37 years as FSU head coach
- » was named to FSU's list of 100 distinguished graduates in celebration of the FSU Alumni Association centennial

WINNINGEST ACTIVE COACHES...

(Minimum five years as a Division I head coach; includes record at four-year colleges only.)

		by PERCENTAGE				
COACH, TEAM	YRS.	WON	LOST	TIED	PCT.	
1. Mike Martin, Florida St.	37	1,898	671	4	.738	
2. Mike Fox, North Carolina	33	1,336	487	5	.732	
3. Brian O'Connor, Virginia	13	596	223	2	.727	
4. Wayne Graham, Rice	25	1,114	466	0	.705	
5. Dan McDonnell, Louisville	10	456	191	0	.705	
6. Jim Morris, Miami (FL)	35	1,535	663	4	.698	
7. Jim Schlossnagle, TCU	15	642	301	0	.681	
8. Kevin O'Sullivan, Florida	9	396	189	0	.677	
9. Gary Gilmore, Coastal Carolina	27	1,100	540	2	.671	

		by VICTORIES				
COACH, TEAM	YRS.	WON	LOST	TIED	PCT.	
1. Mike Martin, Florida St.	37	1,898	671	4	.738	
2. Mark Marquess, Stanford	40	1,585	862	7	.647	
3. Jim Morris, Miami (FL)	35	1,535	663	4	.698	
4. Mike Fox, North Carolina	33	1,336	487	5	.732	
5. Paul Mainieri, LSU	34	1,324	674	7	.662	
6. John Anderson, Minnesota	35	1,208	824	3	.594	
7. Keith Guttin, Missouri St.	34	1,176	739	0	.614	
8. Danny Hall, Georgia Tech	29	1,169	594	1	.663	
9. Wayne Graham, Rice	25	1,114	466	0	.705	

MARTIN AT FSU

PLAYER

Year	W-L-T	Pct.	Postseason
1965	32-11-1	.739	College World Series
1966	39-13	.750	NCAA Regionals
Total	71-24-1	.745	

ASST. COACH

Year	W-L-T	Pct.	Postseason
1975	49-10	.831	College World Series
1976	40-16	.714	NCAA Regionals
1977	37-13	.740	--
1978	44-18	.710	NCAA Regionals
1979	43-17-1	.713	NCAA Regionals
Total	213-74-1	.741	

HEAD COACH

Year	W-L-T	Pct.	Postseason
1980	51-12	.809	College World Series
1981	56-23	.709	NCAA Regionals
1982	56-17-1	.764	NCAA Regionals
1983	55-18-1	.750	NCAA Regionals
1984	55-29	.655	NCAA Regionals
1985	59-23	.720	NCAA Regionals
1986	61-13	.824	College World Series
1987	55-18	.753	College World Series
1988	50-18-1	.732	NCAA Regionals
1989	54-18	.750	College World Series
1990	57-15	.792	NCAA Regionals
1991	57-14	.789	College World Series
1992	49-21	.700	College World Series
1993	46-19	.708	NCAA Regionals
1994	53-22	.706	College World Series
1995	53-16	.768	College World Series
1996	52-17	.754	College World Series
1997	50-17	.746	NCAA Regionals
1998	53-20	.726	College World Series
1999	57-14	.800	College World Series
2000	53-19	.736	College World Series
2001	47-19	.712	NCAA Super Regionals
2002	60-14	.811	NCAA Super Regionals
2003	54-13-1	.801	NCAA Super Regionals
2004	45-23	.662	NCAA Super Regionals
2005	53-20	.726	NCAA Super Regionals
2006	44-21-0	.676	NCAA Regionals
2007	45-13	.776	NCAA Regionals
2008	54-14	.794	College World Series
2009	45-18	.714	NCAA Super Regionals
2010	48-20	.706	College World Series
2011	46-19	.708	NCAA Super Regionals
2012	50-17	.746	College World Series
2013	47-17	.734	NCAA Super Regionals
2014	43-17	.717	NCAA Regionals
2015	44-21	.677	NCAA Super Regionals
2016	41-22	.651	NCAA Super Regionals
Total	1898-671-4	.738	
FSU Totals	2182-769-6	.739	

STARTING PITCHER PROFILES (WITH 2016 STATS)



Date	Opp.	Dec.	IP	H	R	ER	BB	SO	AB	BF	NP
2/20	Rhode Island	W	5.0	5	1	0	2	6	21	23	89
2/27	College of Charleston	W	6.0	7	2	2	2	6	23	25	90
3/5	St. John's	W	7.0	6	2	1	2	3	25	29	99
3/12	Georgia Tech	ND	3.1	10	5	5	0	3	21	21	68
3/19	at Pittsburgh	W	5.0	4	2	1	2	4	19	22	95
3/29	Florida	L	2.0	2	2	2	0	3	8	8	36
4/5	Texas Tech	ND	3.2	2	1	0	0	4	12	13	58
4/9	Louisville	L	5.0	5	3	2	2	3	19	22	72
4/16	at Wake Forest	ND	4.1	11	8	7	3	4	22	25	108
4/24	Notre Dame	ND	6.1	5	4	4	3	7	24	27	110
5/1	at Clemson	W	7.1	7	2	2	4	4	27	31	-
5/7	Bowling Green	W	6.0	5	0	0	1	9	22	24	97
5/13	at Duke	L	7.0	8	5	5	1	2	28	30	106
5/21	Miami	ND	5.0	2	1	1	0	6	16	17	77
5/25	NC State	ND	5.0	4	3	3	1	2	18	21	80
6/3	Alabama State	W	6.2	8	5	5	0	5	29	29	115
6/11	Florida	W	9.0	2	0	0	0	5	28	28	115

Game 1: vs. VCU
#46 / RHP / Drew Carlton / Jr.
8-3, 3.94 ERA

- » Coming off the finest pitching performance of his career in the Super Regionals against Florida last June. Carlton went 9.0 innings against the Gators in Gainesville, allowing just two hits while striking out five and walking none. **It was the first Super Regional shutout for the Seminoles and the first non-Regional postseason shutout for FSU since a 3-0 win over Arizona State in the 1987 College World Series.**
- » Finished 2016 with a team-high eight wins.



Date	Opp.	Dec.	IP	H	R	ER	BB	SO	AB	BF	NP
2/21	Rhode Island	W	5.0	2	1	0	1	6	19	20	70
2/28	College of Charleston	W	5.0	4	1	1	4	1	17	21	78
3/6	St. John's	L	1.2	4	3	2	1	0	8	11	34
3/9	Toledo	ND	3.0	0	0	0	0	1	9	9	26
3/13	Georgia Tech	W	5.1	4	3	3	3	5	18	22	84
3/20	at Pittsburgh	L	4.1	4	3	1	5	2	14	20	81
3/29	Florida	ND	0.1	1	1	1	1	0	2	3	18
4/5	Texas Tech	L	1.0	4	5	5	2	1	5	9	36
4/10	Louisville	ND	4.0	3	1	1	1	2	14	17	67
4/17	at Wake Forest	L	4.0	8	4	4	3	2	17	21	73
4/24	Notre Dame	ND	3.1	7	5	0	0	5	18	18	76
5/2	at Clemson	ND	4.0	5	3	2	3	1	17	21	-
5/8	Bowling Green	W	6.0	3	1	1	3	5	19	23	87
5/14	at Duke	L	6.0	4	3	3	2	6	22	25	106
5/21	Miami	L	3.1	6	5	5	1	4	15	17	85
5/26	Georgia Tech	W	5.0	3	1	1	1	2	16	19	86
6/5	South Alabama	W	5.0	2	1	1	0	3	18	18	69
6/13	Florida	L	3.1	5	2	1	2	4	14	16	69

Game 2: vs. VCU
#26 / RHP / Cole Sands / So.
6-7, 4.13 ERA

- » Combined for a no-hitter with Jim Voyles and Cobi Johnson against Toledo on March 9. **It was FSU's first no-hitter since 1998.**
- » The sophomore from Tallahassee one earned run or fewer in five of his six wins, including no earned runs against Rhode Island in his first career start on February 21.
- » Set a career high with 106 pitches thrown in a career-high six innings at Duke last season.



Date	Opp.	Dec.	IP	H	R	ER	BB	SO	AB	BF	NP
2/20	Rhode Island	S	4.0	1	0	0	1	6	13	14	45
2/26	College of Charleston	ND	3.0	1	0	0	1	2	9	11	45
3/1	Jacksonville	L	3.0	9	4	4	2	2	16	18	72
3/8	at South Florida	ND	3.0	3	3	0	3	6	13	17	77
3/15	at Florida	L	3.0	5	4	3	2	4	15	18	64
3/22	UCF	ND	2.0	3	2	1	2	4	8	11	45
4/6	Texas Tech	ND	2.1	1	0	0	1	3	8	10	37
4/9	Louisville	ND	3.0	2	2	2	3	5	11	14	54
4/12	Florida	ND	0.0	0	0	0	2	0	0	2	10
4/19	Stetson	W	6.0	4	2	1	1	6	23	25	86
4/24	Notre Dame	W	4.0	2	0	0	2	5	13	15	59
5/2	at Clemson	L	2.2	4	1	0	2	1	10	14	-
5/7	Bowling Green	ND	2.0	0	0	0	3	5	6	9	38
5/11	Florida Gulf Coast	ND	5.0	7	6	4	2	8	23	26	100
5/21	Miami	ND	6.0	2	1	1	1	8	19	22	95
5/28	Miami	ND	7.0	7	2	2	2	9	26	28	94
6/4	Southern Miss	W	5.2	3	2	2	2	6	18	22	86
6/12	Florida	L	6.0	6	2	1	1	6	25	26	99

Game 3: vs. VCU
#14 / LHP / Tyler Holton / So.
3-4, 2.79 ERA

- » The Tallahassee native from Lincoln High School enters his sophomore season after notching a 3-4 record as a freshman. He tallied a save in his first appearance against Rhode Island on February 20.
- » Joined the weekend rotation for the first time in the season-finale against Miami. He stayed in the rotation throughout the ACC and NCAA Tournaments, recording a win against Southern Miss in the second game of the Tallahassee Regional on June 4.

GAME NOTES vs. VCU

NOLES RACK UP PRESEASON ACCOLADES

- » Florida State enters the 2017 season as a consensus Top 5 program, ranking anywhere from second (Baseball America) to ninth (Collegiate Baseball). Collegiate Baseball is the only poll of the six where FSU is not ranked in the top five.
- » Individually, four different Seminoles earned All-America honors, led by shortstop Taylor Walls. Walls earned honors from four different organizations, including first team honors from Collegiate Baseball and the NCBWA.
- » Collegiate Baseball: FIRST TEAM - Taylor Walls and Dylan Busby
- » Perfect Game: THIRD TEAM - Taylor Walls and Cal Raleigh
- » Baseball America: SECOND TEAM - Dylan Busby; THIRD TEAM - Taylor Walls
- » NCBWA: FIRST TEAM - Taylor Walls and Dylan Busby; THIRD TEAM - Cal Raleigh and Jackson Lueck
- » D1Baseball.com: SECOND TEAM - Taylor Walls and Cal Raleigh

D1BASEBALL.COM RECOGNIZES NOLES

- » In D1Baseball.com's list of the top position players in the country, Florida State placed five different players in the Top 15 at their respective position. FSU also had players on a number of other lists from the organization, including top sophomore prospects and top freshmen.

Player	List	Ranking
Dylan Busby	First Basemen*	#5
Drew Carlton	Starting Pitchers	#73
J.C. Flowers	Outfielders	#150
	Freshmen	#70
Tyler Holton	Starting Pitchers	#101
Jackson Lueck	Outfielders	#11
	2018 Prospects	#27
Drew Mendoza	Third Basemen	#5
	Freshmen	#2
Quincy Nieporte	First Basemen*	#41
Cal Raleigh	Catchers	#2
	2018 Prospects	#9
Cole Sands	Starting Pitchers	#63
	2018 Prospects	#14
Taylor Walls	Shortstops	#2

*FSU is the only school with multiple first basemen among the Top 50 in the country

PRESEASON WATCH LISTS

- » STOPPER OF THE YEAR - Chase Haney
- » GOLDEN SPIKES AWARD - Dylan Busby & Taylor Walls

MISCELLANEOUS PRESEASON HONORS

- » Baseball America's Top 100 draft prospects: Taylor Walls (#24) and Dylan Busby (#25)
- » College Sports Madness Freshman of the Year: Drew Mendoza

11 NEARING 1,900 WINS

- » With head coach Mike Martin just two wins shy of 1,900 for his career entering the VCU series, here is a look at the other milestone wins of his illustrious career:

Win	Score	Date	Win	Score	Date
1	FSU 9, Miami 8	2/24/80	1000	FSU 4, Jacksonville 3	4/8/98
100	FSU 5, Valdosta State 3	4/27/81	1100	FSU 17, Duke 0	3/10/00
200	FSU 8, Georgia Southern 1	4/20/83	1200	FSU 4, Appalachian State 2	3/13/02
300	FSU 17, Southern Miss 6	3/23/85	1300	FSU 4, Oral Roberts 3	2/22/04
400	FSU 8, Samford 7	2/18/87	1400	FSU 12, Minnesota 4	2/25/06
500	FSU 8, Arizona State 3	2/5/89	1500	FSU 17, Georgia Tech 8	3/16/08
600	FSU 4, Cincinnati 1	5/13/90	1600	FSU 9, Virginia Tech 6	4/4/10
700	FSU 3, Miami 2	4/26/92	1700	FSU 8, Georgia Tech 4	4/8/12
800	FSU 15, Furman 0	2/24/94	1800	FSU 4, Wake Forest 3 (13)	4/21/14
900	FSU 4, Jacksonville 1	4/10/96			

Mike Martin Field dedication FSU 3, Clemson 1 4/2/05

RECORD BROKEN DOWN...

	2016	2015
Overall	41-22	44-19
Home	30-9	30-7
Away	8-11	9-12
Neutral	3-2	5-0
vs. Ranked Teams	12-9	14-6
On TV	1-5	28-16
On Internet	39-14	13-3
ACC	16-10	17-13
ACC Home	10-3	10-5
ACC Away	6-7	7-8
vs. ACC (non-conference)	3-1	4-0
vs. Atlantic-10	3-0	0-0
vs. American	3-0	4-0
vs. Atlantic Sun	2-2	4-2
vs. Big East	3-1	0-0
vs. Big XII	1-1	0-0
vs. Colonial Athletic	2-1	5-0
vs. Conference USA	1-0	0-0
vs. Horizon	0-0	3-0
vs. MAAC	4-0	0-0
vs. SEC	1-5	3-3
vs. SWAC	1-0	0-0
vs. Sun Belt	1-0	0-0
Extra Innings	3-0	3-0
Morning Start	1-2	2-0
Afternoon Start	19-10	20-12
Evening Start	20-11	22-7
In Florida	32-13	34-10
In Massachusetts	1-0	0-0
In North Carolina	5-5	6-1
In Pennsylvania	2-1	0-0
In South Carolina	1-2	0-0
On Monday	0-2	1-0
On Tuesday	4-5	8-1
On Wednesday	5-2	4-2
On Thursday	1-1	2-1
On Friday	10-3	10-5
On Saturday	12-4	12-6
On Sunday	10-7	7-4
In February	5-1	7-3
In March	13-5	16-4
In April	9-4	10-6
In May	9-8	10-6
In June	4-2	1-0
FSU scores 0-3 runs	4-16	6-13
FSU scores 4-7 runs	10-3	15-5
FSU scores 8+ runs	27-2	23-1
Opp scores 0-3 runs	21-4	26-1
Opp scores 4-7 runs	17-10	13-11
Opp scores 8+	4-7	5-7
FSU homers	29-8	30-6
Opponent homers	14-11	19-13
FSU has more hits	36-6	26-1
Opp has more hits	2-16	15-16
Hits are tied	2-1	3-2
versus LHP (Starter)	7-7	12-9
versus RHP (Starter)	34-15	32-10
when a reliever pitches	40-22	43-19
In one-run games	7-3	12-2
In two-run games	1-3	5-2
As the No. 1 team	0-0	N/A
Against the No. 1 team	0-1	N/A

PROJECTED STARTERS: vs. VCU

C 35 

CAL RALEIGH • 6-3, 205, SO.

» Named a preseason All-American by D1Baseball.com, Perfect Game and NCBWA.
 » According to D1Baseball.com, the No. 2 catcher and No. 9 2018 MLB prospect.
 » 2016: Freshman All-American, All-ACC Freshman Team, ACC Academic Honor Roll

1B 29 


QUINCY NIEPORTE • 6-1, 223, SR.

» Named the No. 41 first baseman entering 2017 by D1Baseball.com.
 » 2016: All-Regional Team and national player of the week by Louisville Slugger after going 7-for-14 with three home runs and 10 RBI against Notre Dame (April 22-24).

2B 24 

MATT HENDERSON • 5-9, 165, SR.

» 2016: All-Regional Team, ACC Academic Honor Roll.
 » Started 58 games at second base in his first season at FSU after transferring from Santa Barbara City College in California.

3B 28 

DYLAN BUSBY • 6-3, 190, JR.

» Was planning to play first base before Drew Mendoza's injury moved him to third.
 » Preseason All-American by Collegiate Baseball, Baseball America and NCBWA.
 » No. 25 draft prospect by Baseball America; Golden Spikes Award watch list.

SS 10 


TAYLOR WALLS • 5-10, 180, JR.

» Preseason All-American across the board entering 2017; No. 24 draft prospect by Baseball America; No. 2 shortstop by D1Baseball.com.
 » Played last summer with Team USA; Golden Spikes Award watch list.

LF 2 

JACKSON LUECK • 6-1, 190, SO.

» Third team preseason All-American by NCBWA; led FSU with .379 batting average.
 » Finished last season earning All-Tournament honors at the ACC Tournament and All-Regional honors in the NCAA Tallahassee Regional.

CF 8 

J.C. FLOWERS • 6-2, 185, FR.

» Five-tool player from Orange Park will see immediate playing time in centerfield taking over for three-year starter Ben DeLuzio; also played football in HS.
 » Ranked the No. 1 outfielder in Florida by Perfect Game.

RF 38 

RHETT APLIN • 6-2, 220, JR.

» Spent the past two seasons at Seminole State College.
 » Named the 7A Player of the Year as a senior at Fleming Island High School.
 » First Team All-Conference in 2013 and 2014 at Fleming Island.

OR

RF 3 

NICK DERR • 6-0, 190, FR.


» Drafted in the 33rd round of the 2016 MLB Draft by the Cincinnati Reds.
 » Earned Rawlings-Perfect Game honorable mention All-American honors.
 » Ranked the sixth-best shortstop by Perfect Game - hit .405 with 31 SB in 2016.

DH 38 

RHETT APLIN • 6-2, 220, JR.

» Spent the past two seasons at Seminole State College.
 » Named the 7A Player of the Year as a senior at Fleming Island High School.
 » First Team All-Conference in 2013 and 2014 at Fleming Island.

OR

DH 3 

NICK DERR • 6-0, 190, FR.

» Drafted in the 33rd round of the 2016 MLB Draft by the Cincinnati Reds.
 » Earned Rawlings-Perfect Game honorable mention All-American honors.
 » Ranked the sixth-best shortstop by Perfect Game - hit .405 with 31 SB in 2016.

OR

DH 1 

TYLER DAUGHTRY • 5-10, 180, FR.

» Rawlings-Perfect Game honorable mention All-American.
 » Ranked the 46th-best player in Georgia and No. 440 overall as a senior at Veterans High School in Warner Robins, Ga.

CL 42 

JIM VOYLES • 6-7, 205, SR.

» Recorded six wins in 25 appearances last season, finished with a 3.16 ERA.
 » Notched two saves against Pittsburgh (March 19) and Southern Miss in the NCAA Tallahassee Regional (June 4).

TRACKING THE BATS

HITTING STREAK

	Career	Season	Current
Dylan Busby	10	10	1
Bryan Bussey	1	1	-
Ben DeLuzio	8	8	1
Nick Graganella	3	3	-
Matt Henderson	4	4	-
Tyler Holton	4	4	-
Hayden Kelly	1	1	-
Jackson Lueck	10	10	-
Darren Miller	8	4	-
Quincy Nieporte	8	8	2
Donovan Petrey	3	3	-
Cal Raleigh	7	7	1
John Sansone	12	12	11
Hank Truluck	2	2	-
Taylor Walls	16	16	-
Steven Wells, Jr.	2	2	-
Gage West	4	4	-

REACHING BASE

	Career	Season	Current
Dylan Busby	19	12	1
Bryan Bussey	3	3	1
Ben DeLuzio	10	10	2
Nick Graganella	4	3	-
Matt Henderson	16	16	1
Tyler Holton	6	6	-
Hayden Kelly	4	3	-
Jackson Lueck	12	12	-
Darren Miller	14	14	-
Quincy Nieporte	17	15	6
Donovan Petrey	12	12	-
Cal Raleigh	14	14	1
John Sansone	22	16	16
Hank Truluck	5	5	-
Taylor Walls	20	20	14
Steven Wells Jr	6	6	1
Gage West	14	14	-

MULTI-HIT GAMES

	2	3	4	5+	Total
Dylan Busby	15	7	1	-	23
Ben DeLuzio	10	1	-	-	11
Nick Graganella	1	-	-	-	1
Matt Henderson	7	-	1	-	8
Jackson Lueck	11	4	-	-	15
Darren Miller	4	-	-	-	4
Quincy Nieporte	11	4	1	-	16
Donovan Petrey	1	1	-	-	2
Cal Raleigh	17	3	-	-	20
John Sansone	21	9	1	-	31
Hank Truluck	2	-	-	-	2
Taylor Walls	16	7	2	-	25
Steven Wells, Jr.	2	-	-	-	2
Gage West	4	2	-	-	6

MULTI-RBI GAMES

	2	3	4	5+	Total
Dylan Busby	8	6	-	2	16
Bryan Bussey	1	-	-	-	1
Ben DeLuzio	6	1	-	-	7
Nick Graganella	-	-	-	-	-
Matt Henderson	3	-	-	-	3
Tyler Holton	2	-	-	-	2
Hayden Kelly	1	-	-	-	1
Jackson Lueck	4	2	1	1	8
Darren Miller	3	1	-	-	4
Quincy Nieporte	7	3	-	1	11
Donovan Petrey	1	1	-	-	2
Cal Raleigh	8	4	1	-	13
John Sansone	11	7	1	1	20
Hank Truluck	2	1	-	-	3
Taylor Walls	9	2	2	-	13
Steven Wells, Jr.	3	1	-	-	4
Gage West	-	-	-	1	1

SEMINOLE WALKOFFS: (SINCE 2003)

Name, Date	Walk-off Description
Dylan Busby, May 28, 2016 (ACC Tournament)	RBI Single to Left Field vs. Miami (9th)
Jackson Lueck, May 21, 2016	Solo HR vs. Miami (12th)
Jackson Lueck, April 23, 2016	RBI Single to Left Field vs. Notre Dame (12th)
Taylor Walls, March 23, 2016	RBI Single to Left Field vs. UCF (11th)
Matt Henderson, March 9, 2016	Squeeze Bunt Down First Base Line vs. Toledo (9th)
Cal Raleigh, March 2, 2016	Sacrifice Fly to Right Field vs. Villanova (14th)
Josh Delph, May 29, 2015 (NCAA Tallahassee Regional)	RBI Single vs. Mercer (10th)
Quincy Nieporte, April 14, 2015	Solo HR vs. Florida (12th)
Josh Delph, March 29, 2015	RBI Single/2B Throwing Error vs Virginia Tech
John Nogowski, May 3, 2014 (Game 1)	RBI Single vs Minnesota
Casey Smit, April 4, 2014	RBI Single vs. Notre Dame (12th)
Jose Brizuela, March 15, 2014 (Game 2)	RBI Single vs. NC State (13th)
Stephen McGee, May 5, 2013	RBI Single vs. UCF
DJ Stewart, February 17, 2013	2-Run HR vs Rhode Island (10th)
Jayce Boyd, April 29, 2012	2-Run Double vs. Rhode Island
Sherman Johnson, April 22, 2012	RBI Single vs Miami (10th)
Rafael Lopez, March 13th, 2011	RBI Sac-Fly vs Boston College
Mike McGee, June 11th, 2010 (NCAA Tallahassee Super Regional)	Solo HR vs Vanderbilt
Mike McGee, May 4th, 2010	RBI Single vs Jacksonville (13th)
Mike McGee, April 25th, 2010	2-Run HR vs Miami
Stuart Tapley, April 24th, 2010	2-Run Double vs Miami
Ohmed Danesh, May 15th, 2009	2-Run HR vs Grambling State
Tommy Oravetz, April 22th, 2009	Solo HR vs UNC-Asheville (11th)
Jason Stidham, April 15th, 2009	RBI Single vs North Florida
Jason Stidham, April 12th, 2009	2-Run Single vs North Carolina
Rafael Lopez, April 10th, 2009	RBI Sac-Fly vs. North Carolina
Mike McGee, March 22th, 2009	3-Run HR vs Clemson
Mike Meschke, February 26th, 2009	RBI Single vs Auburn
Tyler Holt, April 6, 2008	RBI Single vs. Virginia (10th)
Jack Rye, April 6th, 2008	RBI Single vs Virginia (10th)
Ohmed Danesh, March 14, 2008	2-Run Single vs. Georgia Tech
Stuart Tapley, March 9th, 2008	RBI Single vs Maryland
Jack Rye, March 16th, 2007	RBI Single vs Wake Forest (11th)
Shane Robinson, May 25, 2006 (ACC Tournament)	RBI Single vs. North Carolina
Dennis Guinn, May 18, 2006	RBI Single vs. NC State (10th)
Aaron Cheesman, May 25, 2005 (ACC Tournament)	Sac-bunt vs. North Carolina (12th)
	(to move runner from second to third, pitcher threw ball into left field)
Aaron Cheesman, May 15, 2005	RBI Single vs. North Carolina (11th)
Ryne Malone, May 14, 2005	3-Run HR vs. North Carolina
Aaron Cheesman, April 3, 2005	Safety squeeze vs. Clemson
Jack Rye, February 12, 2005	Swinging bunt vs. Auburn
Bryan Henry, February 5, 2005	RBI Single vs. VMI
Matt Sauls, May 29, 2004 (ACC Tourney in Salem, Va.)	Safety squeeze vs. UNC (11th)
Stephen Drew, May 26, 2004 (ACC Tourney in Salem, Va.)	RBI Single vs. NC State
Matt Sauls, April 3, 2004	RBI Single vs. NC State (11th)
Danny Wardell, March 12, 2004	3-Run HR vs Michigan State
Matt Sauls, February 22, 2004	RBI Single vs. Oral Roberts
Derrick Smith, January 31, 2004	RBI Double vs. VMI
Chris Hart, March 16, 2003	Sac-bunt vs. Virginia (12th)
	(to move runner to third, 1B throws ball away)

HOME RUN WATCH

Player	Career	2016	2015	Latest
Busby	(1) 18	14	4	6/5/16
Raleigh	10	10	--	6/5/16
Walls	(1) 6	6	--	5/16/16
Nieporte	(1) 11	4	7	4/24/16
Lueck	4	4	--	6/5/16
Holton	2	2	--	6/5/16
Wells, Jr.	2	1	1	6/4/16
Petrey	1	1	--	4/17/16
Truluck	1	1	--	3/8/16

(#) Grand Slam included in the total

RECORD BROKEN DOWN...

	2016	2015
Overall	41-22	44-19
Home	30-9	30-7
Away	8-11	9-12
Neutral	3-2	5-0
vs. Ranked Teams	12-9	14-6
On TV	1-5	28-16
On Internet	39-14	13-3
ACC	16-10	17-13
ACC Home	10-3	10-5
ACC Away	6-7	7-8
vs. ACC (non-conference)	3-1	4-0
vs. Atlantic-10	3-0	0-0
vs. American	3-0	4-0
vs. Atlantic Sun	2-2	4-2
vs. Big East	3-1	0-0
vs. Big XII	1-1	0-0
vs. Colonial Athletic	2-1	5-0
vs. Conference USA	1-0	0-0
vs. Horizon	0-0	3-0
vs. MAAC	4-0	0-0
vs. SEC	1-5	3-3
vs. SWAC	1-0	0-0
vs. Sun Belt	1-0	0-0
Extra Innings	3-0	3-0
Morning Start	1-2	2-0
Afternoon Start	19-10	20-12
Evening Start	20-11	22-7
In Florida	32-13	34-10
In Massachusetts	1-0	0-0
In North Carolina	5-5	6-1
In Pennsylvania	2-1	0-0
In South Carolina	1-2	0-0
On Monday	0-2	1-0
On Tuesday	4-5	8-1
On Wednesday	5-2	4-2
On Thursday	1-1	2-1
On Friday	10-3	10-5
On Saturday	12-4	12-6
On Sunday	10-7	7-4
In February	5-1	7-3
In March	13-5	16-4
In April	9-4	10-6
In May	9-8	10-6
In June	4-2	1-0
FSU scores 0-3 runs	4-16	6-13
FSU scores 4-7 runs	10-3	15-5
FSU scores 8+ runs	27-2	23-1
Opp scores 0-3 runs	21-4	26-1
Opp scores 4-7 runs	17-10	13-11
Opp scores 8+	4-7	5-7
FSU homers	29-8	30-6
Opponent homers	14-11	19-13
FSU has more hits	36-6	26-1
Opp has more hits	2-16	15-16
Hits are tied	2-1	3-2
versus LHP (Starter)	7-7	12-9
versus RHP (Starter)	34-15	32-10
when a reliever pitches	40-22	43-19
In one-run games	7-3	12-2
In two-run games	1-3	5-2
As the No. 1 team	0-0	N/A
Against the No. 1 team	0-1	N/A

GAME NOTES vs. VCU

WALLS NAMED 2016 ALL-AMERICAN

- » Taylor Walls, one of the top shortstops in the country, was named the 43rd first team All-American in school history after earning the honor by Baseball America.
- » The Cordele, Ga., native started all 63 games for Florida State and became just the third first team All-American shortstop at FSU, joining Dick Howser (1957-58) and Stephen Cardullo (2009).
- » Walls also earned third team marks from NCBWA and D1Baseball.com. Walls led FSU with 72 runs scored (No. 2 in the country) and had a .355 average on 88 hits.
- » Over the past summer, Walls played for the USA Collegiate National Team, leading the team with a .405 on-base percentage in 19 games.

NOLES SPREAD OUT TO PLAY SUMMER BALL

- » Thirteen current Seminoles played summer ball throughout the country this season, including shortstop Taylor Walls and pitcher Cole Sands on the Team USA Collegiate National Team. Sands joined the team during the trip to Taiwan, while Walls played in 19 games in Cuba, Taiwan, Japan, and California.

Player	Team, League	Stats
Dillon Brown	Winchester Royals (Virginia Valley)	0-2, 4.37 ERA, 9 G, 29 K, 35 IP
Chase Haney	Amsterdam Mohawks (Perfect Game)	2-1, 4 SV, 0.76 ERA, 23.2 IP - All-League
Tyler Holton	Falmouth Commodores (Cape Cod)	1-1, 5.53 ERA, 14 K, 13 IP; 3-19 hitting
Cal Raleigh	Harwich Mariners (Cape Cod)	.204, 27 G, HR, 9 RBI, 8 BB
Cole Sands	Falmouth Commodores (Cape Cod)	2-0, 18/5 K/BB, 14 IP
Dylan Busby	Hyannis Harbor Hawks (Cape Cod)	.322, 4 HR, 10 2B, 12 RBI, 16 R, 9 SB - All-League
Andrew Karp	Chattam Anglers (Cape Cod)	1-3, 3.98 ERA, 6 GS, 22/4 K/BB
Taylor Walls	Team USA	19 G, 14 GS, .415 OBP, 4 RBI, 14 BB, 1.000 FPCT
Steven Wells	Santa Barbara Foresters (California)	1-0, 0.00 ERA, 11/2 K/BB, 9.2 IP
Brian Bussey	Santa Barbara Foresters (California)	.213, 10 H, 47 AB, 4 RBI, 2 BB, 18 G
Alec Byrd	Cotuit Kettleers (Cape Cod)	2 SV, 1.62 ERA, 16.2 IP, 9 G, 23/5 K/BB
Matt Henderson	Santa Barbara Foresters (California)	.349, 3 2B, 1 3B, 17 RBI, 17 BB, 7 SB - All-Star
Quincy Nieporte	Green Bay Bullfrogs (Northwoods)	.275, 54 G, 5 2B, 7 HR, 40 RBI, 27 BB, 12 K

Notes: Busby - #4 Prospect in Cape Cod League (Baseball America); #34 (D1Baseball.com)
 Raleigh - #66 Prospect in Cape Cod League (D1Baseball.com)
 Sands - #21 Prospect in Cape Cod League (D1Baseball.com)
 Walls - #14 prospect on Team USA (Baseball America); #16 (D1Baseball.com)

FSU IN NCAA RANKINGS (2016)

Team Rankings	
Base on Balls	6th (332)
Batting Average	.49 (.294)
Double Plays	11th (60)
Double Plays per Game	.33 (0.95)
Doubles	5th (142)
Doubles per Game	.12 (2.25)
Earned Run Average	48 (3.69)
Fielding Percentage	143 (.968)
Hit by Pitch	7th (92)
Hits	25th (635)
Hits Allowed per 9 IP	35 (8.19)
Home Runs	30th (57)
Home Runs per Game	39 (0.90)
On-Base Percentage	10th (.404)
Runs	17th (460)
Sac Bunts	219 (26)
Sac Flies	7th (36)
Scoring	22nd (7.3)
Shutouts	123 (3)
Slugging Pct	.36 (.450)
Stolen Bases	91 (64)
Stolen Bases per Game	136 (1.02)
Strikeout-to-Walk ratio	55 (2.28)
Strikeouts per 9 IP	48 (8.1)
Triples	149 (12)
WHIP	44 (1.31)

Individual Top 50 Rankings

Base on Balls	Taylor Walls (6th - 59)
	Matt Henderson (36th - 45)
Base on Balls per Game	Taylor Walls (10th - .94)
Doubles	John Sansone (4th - 26)
	Taylor Walls (48th - 20)
Doubles per Game	John Sansone (12th - 0.41)
Games Started	Drew Carlton (10th - 17)
	Cole Sands (10th - 17)
Hits	John Sansone (9th - 95)
	Taylor Walls (32nd - 88)
Hits per Game	John Sansone (40th - 1.51)
Home Runs	Dylan Busby (46th - 14)
On-Base Pct	Taylor Walls (32nd - 479)
Pitching Appearances	Chase Haney (50th - 31)
Runs	Taylor Walls (2nd - 72)
Runs per Game	Taylor Walls (11th - 1.14)
RBI	John Sansone (21st - 65)
K/9 innings	Tyler Holton (19th - 11.17)
Total Bases	Dylan Busby (26th - 148)
	John Sansone (26th - 148)
Toughest to K	Quincy Nieporte (36th - 14.3)

GOLDEN PERFORMANCES

Here is a look at how Florida State has fared when wearing the gold uniforms dating back to 2009: ^denotes walk-off win; *NCAA Tourney

2009 (6-1)		
Feb. 22	Hofstra	W, 10-4
Mar. 8	Boston CollegeL, 5-12	
Mar. 22	Clemson^	W, 7-4
Apr. 12	North Carolina*W, 9-8	
Apr. 26	Wake Forest	W, 14-10
May 3	Virginia Tech	W, 9-4
May 31	Ohio State*	W, 37-6

2010 (10-0)		
Feb. 21	Georgia State	W, 12-2
Feb. 28	Hofstra	W, 14-4
Mar. 7	Georgia	W, 17-5
Mar. 14	Virginia	W, 9-8
Mar. 28	Maryland	W, 9-5
Apr. 4	Virginia Tech	W, 9-6
Apr. 25	Miami^	W, 7-6
May 2	LeMoyn	W, 17-1
May 16	NC State (7)	W, 12-9
June 13	Vanderbilt*	W, 7-6

2011 (8-2)		
Feb. 20	VMI	W, 15-0
Feb. 27	Hofstra	W, 7-0
Mar. 13	Boston College^	W, 4-3
Mar. 27	Wake Forest	W, 11-2
Apr. 10	North CarolinaL, 6-7	
Apr. 24	Duke	W, 13-9
May 8	UCF	W, 6-1
June 5	Alabama*	W, 11-1
June 12	Texas A&M*	W, 23-9
June 13	Texas A&M*	L, 2-11

2012 (12-0)		
Feb. 19	Hofstra	W, 13-6
Feb. 26	FIU	W, 2-1
Mar. 4	Maine	W, 18-2
Mar. 4	Maine	W, 10-0
Mar. 18	Virginia	W, 4-3
Apr. 1	Virginia Tech	W, 11-4
Apr. 22	Miami^ (10)	W, 8-7
Apr. 29	Rhode Island*W, 6-5	
May 6	Maryland	W, 9-2
June 3	Samford*	W, 5-2
June 10	Stanford*	W, 18-7
June 17	Stony Brook*	W, 12-2

2013 (9-1)		
Feb. 17	Rhode Island^ (10)	W, 8-6
Feb. 24	USF	W, 8-0
Feb. 24	USF	W, 5-2
Mar. 3	Villanova	W, 2-1
Mar. 10	Boston CollegeW, 9-1	
Mar. 24	Georgia Tech	W, 8-6
Apr. 28	Wake Forest	W, 11-2
May 5	UCF^	W, 5-4
June 2	Troy*	W, 11-4
June 9	Indiana*	L, 6-11

2014 (6-1)		
Feb. 16	Niagara (8)	W, 13-0
Mar. 2	Miami	W, 13-6
Mar. 9	Maryland	W, 7-0
Apr. 6	Notre Dame - GM 1	W, 11-2
Apr. 6	Notre Dame - GM 2	W, 4-3
Apr. 27	Virginia	L, 3-4
May 4	Minnesota	W, 7-1

2015 (5-1)		
Feb. 15	Oakland	W, 5-1
Mar. 1	UNC Wilmington	W, 9-8
Mar. 8	Boston College	W, 8-4
Mar. 15	Wake Forest	W, 9-6
Mar. 29	Virginia Tech^	W, 6-5
May 3	Coastal Carolina	L, 2-4

2016 (7-1)		
Feb. 21	Rhode Island	W, 23-4
Feb. 28	College of Charleston	W, 11-2
Mar. 6	St. John's	L, 1-5
Mar. 13	Georgia Tech	W, 8-3
Apr. 10	Louisville	W, 16-5
Apr. 24	Notre Dame	W, 11-6
May 9	Bowling Green	W, 6-1
June 5	South Alabama	W, 18-6

THE LAST TIME IT HAPPENED

HITTING

A Seminole Hit A Grand Slam: Taylor Walls vs. Notre Dame, April 24, 2016; Final Score: FSU 11 Notre Dame 6 [3rd grand slam in 2016]

Florida State Hit Two Grand Slams: DJ Stewart & Chris Marconcini, April 17, 2015; Final Score: FSU 15 Pitt 2

Hit A Walk Off Home Run: Jackson Lueck vs. Miami, May 21, 2016, Solo (10th); Final Score: FSU 3 Miami 2 (10)

Had A Walk Off Hit: Dylan Busby vs. Miami; May 28, 2016 - RBI single to LF (9th); Final Score: FSU 5 Miami 4

Had A Walk Off Bunt: Matt Henderson vs. Toledo, March 9, 2016 - Bunt down first base line (9th), scoring Darren Miller from third; Final Score: FSU 3 Toledo 2

Had A Walk Off Sacrifice Hit: Cal Raleigh vs. Villanova, March 3, 2016 - Sacrifice to right field (14th); Final Score: FSU 11 Villanova 10 (14)

Florida State Hit 2 Home Runs In An Inning: Tyler Holton & Dylan Busby, 4th Inning vs. Clemson, May 29, 2016; Final Score: Clemson 18 FSU 13 [3rd time in 2016]

Florida State Hit 3 Home Runs In An Inning: Cal Raleigh, Dylan Busby, Tyler Holton, 3rd Inning vs. South Alabama, June 5, 2016; Final Score: FSU 18 South Alabama 6

Florida State Hit 4 Home Runs In An Inning: Ryne Malone (2), Jack Rye, Dennis Guinn, 5th Inning, Brown, March 4, 2006; Final Score: FSU 21 Brown 5

Florida State Hit 5 Home Runs In A Game: 5 - Stephen Cardullo (3) & Mike McGee (2) vs. Virginia, May 27, 2010; Final Score: FSU 11 Virginia 4

Florida State Hit 6 Home Runs In A Game: 6-Dylan Busby (2), Cal Raleigh, Tyler Holton, Jackson Lueck, Hayden Kelly, vs. Alabama State, June 5, 2016; Final Score: FSU 18 South Alabama 6

Florida State Hit 7+ Home Runs In A Game: 7 - T. Holt (2), M. McGee (2), S. Cardullo, S.Tapley, J. Stidham vs. Miami, April 3, 2009; Final Score: FSU 14 Miami 4

A Seminole Hit An Inside-The-Park Home Run: James Ramsey vs. Hofstra, 2nd Inning, Feb. 25, 2011; Final Score: FSU 14 Hofstra 3

A Seminole Hit Two Or More Home Runs In An Inning: Ryne Malone (2) vs. Brown, 5th Inning, March 4, 2006; Final Score: FSU 21 Brown 5

A Seminole Led Off The Game With A Home Run: Sherman Johnson vs. Samford - NCAA Regional, June 2, 2012; Final Score: FSU 8 Samford 1

A Seminole Hit Back-To-Back Home Runs In Consecutive At-Bats: Dylan Busby vs. South Alabama, June 5, 2016; Final Score: FSU 18, South Alabama 6

Florida State Hit Back-To-Back Home Runs: Cal Raleigh & Dylan Busby , 3rd Inning vs. South Alabama, June 5, 2016; Final Score: FSU 18, South Alabama 6 [2nd time in 2016]

Florida State Hit Back-To-Back-To-Back Home Runs: T. Holt, S. Cardullo, M. McGee, 4th Inning, vs. Boston College, May 9, 2010; Final Score: FSU 11 BC 6

A Seminole Hit Two Home Runs In One Game: Dylan Busby vs. South Alabama, June 5, 2016; Final Score: FSU 18, South Alabama 6 [3rd time in 2016]

A Seminole Hit Three Home Runs In One Game: Stephen Cardullo (3) vs. Virginia, May 27, 2010; Final Score: FSU 11 Virginia 4

A Seminole Hit For The Cycle: Tyler Holt vs. Maryland, March 28, 2010 (In order - 1B(1), 2B(2), 3B(3), HR(5); Final Score: FSU 9 Maryland 5

A Seminole Had 5 Hits In One Game: Josh Delph (5-for-7) at Miami, April 24, 2015; Final Score: FSU 8, Miami 7 (17 innings)

A Seminole Had 6 + Consecutive Hits: John Nogowski vs. Minnesota - 5/3/14 - 5/4/14 (1B, 1B, 1B, 1B, 1B, 2B) [seven straight hits]

A Seminole Had 7 Hits In One Game: Stephen Cardullo (7-for-9) vs. Ohio State, May 31, 2009; Final Score: FSU 37 OSU 6

A Seminole Had 3 Doubles In One Game: John Sansone, (3) at Duke, May 15, 2016; Final Score: FSU 4 Duke 3

A Seminole Had 6 RBIs In One Game: Chris Marconcini (6) vs Pitt, April 17, 2015; Final Score: FSU 15 Pitt 2

A Seminole Had 7 RBIs In One Game: Quincy Nieporte (7) vs. UCF, March 11, 2015; Final Score: FSU 15 UCF 11

A Seminole Had 8+ RBIs In One Game: Marshall McDougall (16) at Maryland, May 9, 1999; Final Score: FSU 26 Maryland 2

Florida State Had Multiple Players With 4+ RBI: Chris Marconcini (4) & Dylan Busby (4) at Miami, April 25, 2015; Final Score: FSU 15 Miami 5 [4th time in 2015]

A Seminole Stole 5 Bases In One Game: Chip Bifano (6) vs. Kearney State, April 7, 1977; Final Score: FSU 11 Kearney St. 1

A Seminole Stole Home: Donovan Petrey at Clemson, May 1, 2016; 5th Inning Final Score: FSU 11 Clemson 2

A Seminole Struck Out Four Or More Times In A Game: Dylan Busby (4) vs. Miami, May 21, 2016; Final Score: Miami 8, FSU 5

A Seminole Recorded 12 Total Bases: Stephen Cardullo (12: 1 3B, 3 2B, 3 1B) vs. Ohio State, May 31, 2009; Final Score: FSU 37 OSU 6

A Seminole Scored 5 Runs In A Game: Jayce Boyd (5) vs. Texas A&M, June 12, 2011; Final Score: FSU 23, Texas A&M 9

Florida State Left 15 Or More Runners On: 16 at USF, March 8, 2016; Final Score: FSU 12, South Florida 4 [2nd time in 2016]

An Opposing Player Hit Two Or More Home Runs In A Game: Jake Noll (2) FGCU, May 11, 2016; Final Score: FGCU 11, FSU 8 (10 innings)

An Opponent Hit Back-To-Back Home Runs: AJ Murray & Mott Hyde - Georgia Tech, ACC Tournament, 9th Inning, May 22, 2013; Final Score: Georgia Tech 4, FSU 3

An Opponent Hit Back-To-Back-To-Back Home Runs: Jeroloman, McArthur and Leclerc at Florida, June 10, 2005; Final Score: UF 8 FSU 1

PITCHING

A Seminole Pitcher Threw A No-Hitter: Chris Chavez vs. Charleston Southern, February 18, 1998; Final Score: FSU 13 CSU 0

Florida State Combined to Throw A No-Hitter: Cole Sands/Cobi Johnson/Jim Voyes vs. Toledo, March 9, 2016; Final Score: FSU 3 Toledo 2

Florida State Was No-Hit: Terry Harvey, NC State, March 26, 1993 Final Score: NC State 8 FSU 0

A Seminole Pitcher Threw A Complete Game: Drew Carlton vs. Florida, June 11, 2016; Final Score: FSU 3 Florida 0 [1st FSU CG in 2016]

A Seminole Pitcher Threw A Complete Game Shutout: Drew Carlton vs. Florida, June 11, 2016; Final Score: FSU 3 Florida 0 [1st FSU CG in 2016]

A Seminole Pitcher Threw A Complete Game (7 INN or <): Sean Gilmartin vs. Grambling State, May 14, 2009; Final Score: FSU 9 GSU 1 (6 Inn, Rain)

A Seminole Pitcher Threw A Complete Game Shutout (7 INN): Mike Hyde vs. Virginia, May 26, 2006; Final Score: FSU 11 UVA 0

An Opposing Pitcher Threw A Complete Game: Brandon Glazer (8.0), College of Charleston, May 30, 2015; Final Score: FSU 3, College of Charleston 2

Florida State Shut Out An Opponent: vs. Florida, June 11, 2016; Final Score: FSU 3 Florida 0 [3rd shutout in 2016]

Florida State Was Shut Out: vs. Florida, June 13, 2016; Final Score: Florida 7 FSU 0 [4th time in 2016]

A Seminole Pitcher Gave Up Three HR In a Game: Dylan Silva at NC State, April 4, 2015; Final Score: NC State 11 FSU 7

A Seminole Pitcher Gave Up Four HR in a Game: Bryan Henry vs. Florida, June 10, 2005; Final Score: Florida 8 FSU 1

A Seminole Pitcher Gave Up A Grand Slam: Andrew Karp, April 15, to Ben Brezeale, Wake Forest, 8th Inning; Final Score: Wake Forest 9 FSU 0

A Seminole Struck Out 10 Or More Batters: Mike Compton (11) vs. Coastal Carolina, May 2, 2015; Final Score: FSU 8 Coastal Carolina 3 [third time w/10+ K in 2015]

A Seminole Struck Out 10 Or More Batters in Consecutive Games: Sean Gilmartin - 11 at Georgia, March 4, 2011; 11 vs. Boston College March 11, 2011

A Seminole Struck Out 15 Or More Batters: Tyler Chambliss (15) vs. Maryland, March 11, 2006; Final Score: FSU 6 Maryland 2

Florida State Walked 10 or More Batters: 10 - vs. Texas Tech, April 5, 2016 Final Score: FSU 10, Texas Tech 1 (4th time in 2016 season with 10+ walks)

Florida State Did Not Walk A Batter: vs. Florida, June 11, 2016; Final Score: FSU 3, Florida 0 [2nd time in 2016]

A Seminole Pitcher Won 13+ Games In A Season: Bryan Henry, 2007, 14-2

A Seminole Pitcher Won 20 Games In A Season: Mike Loynd, 1986, 20-1

SCORING & MISCELLANEOUS

Florida State Recorded 20 Or More Hits: 24 vs. Rhode Island, February 21, 2016; Final Score: FSU 23, Rhode Island 4

Florida State Scored 20 Or More Runs: 23 vs. Rhode Island, February 21, 2016; ; Final Score: FSU 23, Rhode Island 4

Florida State Scored 30 Or More Runs: 37 vs. Ohio State, May 31, 2009; Final Score: FSU 37, Ohio State 6

Florida State Scored 10 Or More Runs In An Inning: 10 (5th Inn) vs. St. John's, March 4, 2016; Final Score: FSU 16, St. John's 4 (second time in 2016 season)

An Opponent Scored 10 Or More Runs In An Inning: 11 (9th Inn) vs Stanford, June 14, 2008; Final Score: Stanford 16 FSU 5

Florida State Swept A Three-Game ACC Series At Home: Notre Dame, April 22-24, 2016; Scores: 12-6, 7-6 (12), 11-6 (Second time in 2016)

Florida State Swept A Three-Game ACC Series On The Road: Boston College, March 28-29, 2014 - played at URI; Scores: 6-0, 11-7, 10-1

Florida State Was Swept In An ACC Series At Home: Clemson, May 14-16, 2015; Scores: 4-1, 7-0, 9-6

Florida State Was Swept In An ACC Series On The Road: at Notre Dame, April 10-12, 2015; Scores: 2-5, 1-4, 1-2

Florida State Lost An ACC Series At Home: Miami, May 19-21, 2016; Scores: 2-4, 5-8, 3-2

Florida State Was Swept At Home: Clemson, May 14-16, 2015 Scores: 1-4, 0-7, 6-9

Florida State Was Swept In A Non-ACC Series: Florida, March 15 & 29, April 12, 2016 Scores: 0-6, 2-3, 2-8

Florida State Played 20 or more innings: Wake Forest, May 6, 2006 Final Score: FSU 4 Wake Forest 3 (20)

Florida State Turned a Triple Play: Virginia Tech, May 3, 2009; 3rd Inning (9-2-4) RF - Ruairi O'Connor to C - Parker Brunelle to 2B - Jason Stidham

Florida State Recorded A Walk-Off Win: Miami, May 28, 2016 (fifth of 2016 season) Final Score: FSU 5 Miami 4 (9 innings; Dylan Busby single to left, 1 out)

A Florida State Opponent Recorded A Walk-Off Win: vs. Virginia, May 25, 2013; Final Score: UVA 7, FSU 4 - Kenny Towns 3-run HR bottom 12th (ACC Tournament)

Committed 5+ Errors In One Game: 5 at NCS, Apr. 2, 2015; Final Score: FSU 3 NC State 2

POLLS: BASEBALL AMERICA

	PS	W-1	W-2	W-3	W-4	W-5	W-6	W-7	W-8	W-9	W-10	W-11	W-12	F
TCU.....	1													
Florida State.....	2													
Florida.....	3													
LSU.....	4													
South Carolina.....	5													
East Carolina.....	6													
Louisville.....	7													
Cal State Fullerton.....	8													
Oregon State.....	9													
Clemson.....	10													
Vanderbilt.....	11													
Washington.....	12													
Louisiana-Lafayette.....	13													
North Carolina State.....	14													
Coastal Carolina.....	15													
Virginia.....	16													
North Carolina.....	17													
Oklahoma State.....	18													
UC Santa Barbara.....	19													
Long Beach State.....	20													
Georgia Tech.....	21													
Arizona.....	22													
Stanford.....	23													
Maryland.....	24													
Texas Tech.....	25													

POLLS: COLL. BASEBALL

	PS	W-1	W-2	W-3	W-4	W-5	W-6	W-7	W-8	W-9	W-10	W-11	W-12	F
TCU.....	1													
LSU.....	2													
Florida.....	3													
South Carolina.....	4													
Oregon State.....	5													
Vanderbilt.....	6													
Arizona.....	7													
Miami.....	8													
Florida State.....	9													
Cal State Fullerton.....	10													
Louisville.....	11													
Clemson.....	12													
East Carolina.....	13													
Louisiana-Lafayette.....	14													
North Carolina.....	15													
Virginia.....	16													
Long Beach State.....	17													
UC Santa Barbara.....	18													
Coastal Carolina.....	19													
Texas A&M.....	20													
Washington.....	21													
Ole Miss.....	22													
Sam Houston State.....	23													
Stanford.....	24													
Arizona State.....	25													
Dallas Baptist.....	26													
Rice.....	27													
Oklahoma State.....	28													
Texas Tech.....	29													
Texas.....	30													
North Carolina State.....	31													
Michigan.....	32													
Nebraska.....	33													
Tulane.....	34													
Houston.....	35													
Southeastern La.....	36													
Gonzaga.....	37													
Georgia Tech.....	38													
Kent State.....	39													
Florida Atlantic.....	40													

POLLS: D1BASEBALL.COM

	PS	W-1	W-2	W-3	W-4	W-5	W-6	W-7	W-8	W-9	W-10	W-11	W-12	F
TCU.....	1													
Florida.....	2													
Florida State.....	3													
South Carolina.....	4													
LSU.....	5													
North Carolina State.....	6													
Vanderbilt.....	7													
Oregon State.....	8													
North Carolina.....	9													
East Carolina.....	10													
Coastal Carolina.....	11													
Louisville.....	12													
Louisiana-Lafayette.....	13													
Texas Tech.....	14													
Clemson.....	15													
Cal State Fullerton.....	16													
Virginia.....	17													
Stanford.....	18													
Arizona.....	19													
Texas A&M.....	20													
Miami.....	21													
Maryland.....	22													
Rice.....	23													
UNC Wilmington.....	24													
UC Santa Barbara.....	25													

POLLS: NCBWA

	PS	W-1	W-2	W-3	W-4	W-5	W-6	W-7	W-8	W-9	W-10	W-11	W-12	F
TCU.....	1													
Florida.....	2													
LSU.....	3													
Florida State.....	4													
South Carolina.....	5													
Vanderbilt.....	6													
Oregon State.....	7													
Louisville.....	8													
East Carolina.....	9													
North Carolina State.....	10													
Coastal Carolina.....	11													
North Carolina.....	12													
Clemson.....	13													
Cal State Fullerton.....	14													
Louisiana-Lafayette.....	15													
Arizona.....	16													
Texas Tech.....	17													
Miami.....	18													
Virginia.....	19													
Texas A&M.....	20													
UC Santa Barbara.....	21													
Oklahoma State.....	22													
Stanford.....	23													
Rice.....	24													
Maryland.....	25													
Washington.....	26													
Ole Miss.....	27													
Long Beach State.....	28													
Georgia Tech.....	29													
UNC Wilmington.....	30													
Dallas Baptist.....	31													
Mississippi State.....	32													
Tulane.....	33													
Houston.....	34													
Arizona State.....	35													

POLLS: PERFECT GAME

	PS	W-1	W-2	W-3	W-4	W-5	W-6	W-7	W-8	W-9	W-10	W-11	W-12	F
TCU.....	1													
LSU.....	2													
Florida State.....	3													
Florida.....	4													
South Carolina.....	5													
Louisville.....	6													
Oregon State.....	7													
Ole Miss.....	8													
Vanderbilt.....	9													
East Carolina.....	10													
Oklahoma State.....	11													
North Carolina.....	12													
Louisiana-Lafayette.....	13													
North Carolina State.....	14													
Cal State Fullerton.....	15													
Stanford.....	16													
Texas.....	17													
Washington.....	18													
Clemson.....	19													
Houston.....	20													
Rice.....	21													
Cal Poly.....	22													
Maryland.....	23													
Coastal Carolina.....	24													
Arizona.....	25													

POLLS: USA TODAY COACHES

	PS	W-1	W-2	W-3	W-4	W-5	W-6	W-7	W-8	W-9	W-10	W-11	W-12	F
TCU.....	1													
Florida.....	2													
LSU.....	3													
South Carolina.....	4													
Florida State.....	5													
Vanderbilt.....	6													
Oregon State.....	7													
Louisville.....	8													
Coastal Carolina.....	9													
East Carolina.....	10													
Cal State Fullerton.....	11													
Clemson.....	12													
North Carolina.....	13													
North Carolina State.....	14													
Arizona.....	15													
Louisiana-Lafayette.....	16													
Miami.....	17													
Virginia.....	18													
Texas Tech.....	19													
Texas A&M.....	20													
Stanford.....	21													
Oklahoma State.....	22													
UC Santa Barbara.....	23													
Ole Miss.....	24													
Rice.....	25													

2016 BATTING ORDER: GAME-BY-GAME

<i>Date</i>	<i>Opponent</i>	<i>1</i>	<i>2</i>	<i>3</i>	<i>4</i>	<i>5</i>	<i>6</i>	<i>7</i>	<i>8</i>	<i>9</i>	<i>SP</i>
2/19	Rhode Island	DeLuzio	Henderson	Sansone	Raleigh	Busby	Miller	Walls	Truluck	Lueck	Compton
2/20	Rhode Island	DeLuzio	Henderson	Sansone	Raleigh	Busby	Miller	Walls	Truluck	Lueck	Carlton
2/21	Rhode Island	DeLuzio	Henderson	Sansone	Raleigh	West	Walls	Miller	Busby	Petrey	Sands
2/26	College of Charleston	DeLuzio	Henderson	Sansone	Raleigh	West	Wallas	Busby	Miller	Petrey	Compton
2/27	College of Charleston	Walls	Henderson	Sansone	Raleigh	West	Busby	Miller	DeLuzio	Lueck	Carlton
2/28	College of Charleston	Walls	Henderson	Sansone	Raleigh	West	Busby	Miller	DeLuzio	Lueck	Sands
3/1	Jacksonville	Walls	Henderson	Sansone	Raleigh	West	Nieporte	Miller	DeLuzio	Henderson	Holton
3/2	Villanova	Walls	Sansone	Nieporte	West	Busby	Miller	DeLuzio	Bussey	Henderson	Johnson
3/4	St. Johns	Walls	Sansone	Nieporte	Raleigh	West	Busby	DeLuzio	Miller	Henderson	Compton
3/5	St. Johns	Walls	Sansone	Nieporte	Raleigh	West	Busby	DeLuzio	Miller	Henderson	Carlton
3/6	St. Johns	Walls	Sansone	Nieporte	Raleigh	West	Busby	DeLuzio	Miller	Henderson	Sands
3/8	at South Florida	Walls	Sansone	Nieporte	Raleigh	West	Busby	DeLuzio	Miller	Henderson	Holton
3/9	Toledo	Walls	Sansone	Raleigh	West	DeLuzio	Wells Jr.	Holton	Bussey	Henderson	Sands
3/11	Georgia Tech	Walls	Sansone	Nieporte	Raleigh	West	Busby	Miller	DeLuzio	Henderson	Compton
3/12	Georgia Tech	Walls	Sansone	Raleigh	Nieporte	West	Busby	DeLuzio	Miller	Henderson	Carlton
3/13	Georgia Tech	Walls	Sansone	Raleigh	Nieporte	West	Busby	Miller	DeLuzio	Henderson	Sands
3/15	at Florida	Walls	Sansone	Raleigh	Nieporte	West	Busby	Miller	DeLuzio	Henderson	Holton
3/18	at Pittsburgh	Walls	Sansone	Raleigh	Busby	West	Nieporte	Miller	DeLuzio	Henderson	Compton
3/19	at Pittsburgh	Walls	Sansone	Raleigh	Busby	West	Nieporte	Miller	DeLuzio	Henderson	Carlton
3/20	at Pittsburgh	Walls	Sansone	Raleigh	Busby	West	Nieporte	Miller	DeLuzio	Henderson	Sands
3/22	UCF	Walls	Sansone	Raleigh	West	Busby	Nieporte	DeLuzio	Lueck	Henderson	Holton
3/23	UCF	Walls	Sansone	Raleigh	West	Busby	Nieporte	DeLuzio	Henderson	Graganella	E. Voyles
3/25	NC State	Walls	Sansone	Raleigh	West	Busby	Nieporte	DeLuzio	Lueck	Henderson	Compton
3/29	Florida	Walls	Sansone	Raleigh	Busby	Nieporte	DeLuzio	Lueck	Miller	Henderson	Carlton
4/1	at Boston College	Walls	Sansone	Raleigh	Nieporte	Lueck	Busby	DeLuzio	Miller	Henderson	Compton
4/5	Texas Tech	Walls	Sansone	Raleigh	Nieporte	Busby	DeLuzio	Miller	Graganella	Henderson	Carlton
4/6	Texas Tech	Walls	Sansone	Raleigh	Nieporte	Busby	DeLuzio	Miller	Graganella	Henderson	Sands
4/8	Louisville	Walls	Sansone	Raleigh	Nieporte	Busby	Miller	DeLuzio	Wells Jr.	Henderson	Compton
4/9	Louisville	Walls	Sansone	Raleigh	Nieporte	Busby	Miller	DeLuzio	Truluck	Henderson	Carlton
4/10	Louisville	Walls	Sansone	Raleigh	Busby	West	Lueck	Petrey	DeLuzio	Henderson	Sands
4/12	Florida	Walls	Sansone	Raleigh	Busby	Lueck	Nieporte	Petrey	DeLuzio	Henderson	E. Voyles
4/15	at Wake Forest	Walls	Sansone	Raleigh	Busby	Lueck	DeLuzio	Nieporte	Petrey	Henderson	Compton
4/16	at Wake Forest	Walls	Sansone	Lueck	Raleigh	Busby	Nieporte	Petrey	DeLuzio	Henderson	Carlton
4/17	at Wake Forest	Walls	Sansone	Lueck	Raleigh	Nieporte	Busby	Petrey	DeLuzio	Henderson	Sands
4/19	Stetson	Walls	Sansone	Lueck	Raleigh	Nieporte	Busby	Petrey	DeLuzio	Henderson	Holton
4/20	Stetson	Walls	Sansone	Lueck	Raleigh	Nieporte	Busby	Wells Jr.	DeLuzio	Henderson	Karp
4/22	Notre Dame	Walls	Sansone	Lueck	Raleigh	Busby	Nieporte	Petrey	DeLuzio	Henderson	Compton
4/23	Notre Dame	Walls	Sansone	Busby	Raleigh	Nieporte	Lueck	DeLuzio	Wells Jr.	Henderson	Carlton
4/24	Notre Dame	Walls	Sansone	Lueck	Raleigh	Nieporte	Busby	Petrey	DeLuzio	Henderson	Sands
4/30	at Clemson	Walls	Sansone	Lueck	Raleigh	Nieporte	Busby	Wells Jr.	DeLuzio	Truluck	Compton
5/1	at Clemson	Walls	Sansone	Raleigh	Nieporte	Busby	Petrey	DeLuzio	Wells Jr.	Truluck	Carlton
5/2	at Clemson	Walls	Sansone	Raleigh	Nieporte	Busby	DeLuzio	Wells Jr.	Truluck	Graganella	Sands
5/6	Bowling Green State	Walls	Sansone	Raleigh	Nieporte	Busby	DeLuzio	Wells Jr.	Truluck	Graganella	Compton
5/7	Bowling Green State	Walls	Sansone	Raleigh	Nieporte	Petrey	DeLuzio	Busby	Wells Jr.	Truluck	Carlton
5/8	Bowling Green State	Walls	Sansone	Raleigh	Nieporte	DeLuzio	Wells Jr.	Busby	Henderson	Graganella	Sands
5/10	at Jacksonville	Walls	Sansone	Raleigh	Nieporte	Petrey	Busby	DeLuzio	Wells Jr.	Henderson	Karp
5/11	Florida Gulf Coast	Walls	Sansone	Raleigh	Nieporte	Petrey	Busby	DeLuzio	Wells Jr.	Henderson	Holton
5/13	at Duke	Walls	Sansone	Lueck	Raleigh	Nieporte	Busby	Wells Jr.	Henderson	DeLuzio	Carlton
5/14	at Duke	Walls	Sansone	Raleigh	Nieporte	Lueck	Busby	Henderson	DeLuzio	Wells Jr.	Sands
5/15	at Duke	Walls	Sansone	Lueck	Raleigh	Nieporte	Busby	Petrey	DeLuzio	Henderson	E. Voyles
5/19	Miami	Walls	Sansone	Lueck	Raleigh	Nieporte	Busby	Petrey	DeLuzio	Henderson	Carlton
5/21	Miami	Walls	Sansone	Raleigh	Busby	Nieporte	Lueck	DeLuzio	Henderson	Wells Jr.	Sands
5/21	Miami	Walls	Sansone	Raleigh	Nieporte	Lueck	Graganella	Wells Jr.	Henderson	Busby	Holton
5/25	NC State	Walls	Sansone	Raleigh	Lueck	Nieporte	DeLuzio	Petrey	Busby	Henderson	Carlton
5/26	Georgia Tech	Walls	Sansone	Lueck	Raleigh	Busby	DeLuzio	Petrey	Holton	Henderson	Sands
5/28	Miami	Walls	Sansone	Lueck	Raleigh	Nieporte	DeLuzio	Busby	Henderson	Wells Jr.	Holton
5/29	Clemson	Walls	Sansone	Lueck	Raleigh	Nieporte	Busby	Petrey	DeLuzio	Henderson	E. Voyles
6/3	Alabama State	Walls	Sansone	Lueck	Raleigh	Busby	Nieporte	Holton	DeLuzio	Henderson	Carlton
6/4	Southern Miss	Walls	Sansone	Lueck	Raleigh	Busby	Nieporte	DeLuzio	Wells Jr.	Henderson	Holton
6/5	South Alabama	Walls	Sansone	Lueck	Raleigh	Busby	Nieporte	Holton	DeLuzio	Henderson	Sands
6/11	at Florida	Walls	Sansone	Lueck	Raleigh	Busby	Nieporte	Holton	DeLuzio	Henderson	Carlton
6/12	at Florida	Walls	Sansone	Lueck	Raleigh	Busby	Nieporte	Henderson	DeLuzio	Wells Jr.	Holton
6/13	at Florida	Walls	Sansone	Lueck	Raleigh	Busby	Nieporte	Henderson	DeLuzio	Wells Jr.	Sands

2016 BY POSITION: GAME-BY-GAME

<i>Date</i>	<i>Opponent</i>	<i>Times (Record)</i>	<i>C</i>	<i>1B</i>	<i>2B</i>	<i>3B</i>	<i>SS</i>	<i>LF</i>	<i>CF</i>	<i>RF</i>	<i>DH</i>
2/19	Rhode Island	1 (1-0)	Raleigh	Busby	Henderson	Sansone	Walls	Lueck	DeLuzio	Miller	Truluck
2/20	Rhode Island	2 (2-0)	Raleigh	Busby	Henderson	Sansone	Walls	Lueck	DeLuzio	Miller	Truluck
2/21	Rhode Island	1 (1-0)	Raleigh	Busby	Henderson	Sansone	Walls	West	DeLuzio	Miller	Petrey
2/26	College of Charleston	2 (1-1)	Raleigh	Busby	Henderson	Sansone	Walls	West	DeLuzio	Miller	Petrey
2/27	College of Charleston	1 (1-0)	Raleigh	Busby	Henderson	Sansone	Walls	West	DeLuzio	Miller	Lueck
2/28	College of Charleston	3 (2-1)	Raleigh	Busby	Henderson	Sansone	Walls	West	DeLuzio	Miller	Petrey
3/1	Jacksonville	1 (0-1)	Raleigh	Busby	Henderson	Sansone	Walls	West	DeLuzio	Miller	Nieporte
3/2	Villanova	1 (1-0)	Bussey	Busby	Henderson	Sansone	Walls	West	DeLuzio	Miller	Nieporte
3/4	St. Johns	2 (1-1)	Raleigh	Busby	Henderson	Sansone	Walls	West	DeLuzio	Miller	Nieporte
3/5	St. Johns	3 (2-1)	Raleigh	Busby	Henderson	Sansone	Walls	West	DeLuzio	Miller	Nieporte
3/6	St. Johns	4 (2-2)	Raleigh	Busby	Henderson	Sansone	Walls	West	DeLuzio	Miller	Nieporte
3/8	at South Florida	5 (3-2)	Raleigh	Busby	Henderson	Sansone	Walls	West	DeLuzio	Miller	Nieporte
3/9	Toledo	1 (1-0)	Bussey	Holton	Henderson	Sansone	Walls	West	DeLuzio	Miller	Raleigh
3/11	Georgia Tech	6 (4-2)	Raleigh	Busby	Henderson	Sansone	Walls	West	DeLuzio	Miller	Nieporte
3/12	Georgia Tech	7 (5-2)	Raleigh	Busby	Henderson	Sansone	Walls	West	DeLuzio	Miller	Nieporte
3/13	Georgia Tech	8 (6-2)	Raleigh	Busby	Henderson	Sansone	Walls	West	DeLuzio	Miller	Nieporte
3/15	at Florida	9 (6-3)	Raleigh	Busby	Henderson	Sansone	Walls	West	DeLuzio	Miller	Nieporte
3/18	at Pittsburgh	10 (7-3)	Raleigh	Busby	Henderson	Sansone	Walls	West	DeLuzio	Miller	Nieporte
3/19	at Pittsburgh	11 (8-3)	Raleigh	Busby	Henderson	Sansone	Walls	West	DeLuzio	Miller	Nieporte
3/20	at Pittsburgh	12 (9-3)	Raleigh	Busby	Henderson	Sansone	Walls	West	DeLuzio	Miller	Nieporte
3/22	UCF	1 (1-0)	Raleigh	Busby	Henderson	Sansone	Walls	West	DeLuzio	Lueck	Nieporte
3/23	UCF	1 (1-0)	Raleigh	Busby	Henderson	Sansone	Walls	West	DeLuzio	Graganella	Nieporte
3/25	NC State	2 (2-0)	Raleigh	Busby	Henderson	Sansone	Walls	West	DeLuzio	Lueck	Nieporte
3/29	Florida	1 (1-0)	Raleigh	Busby	Henderson	Sansone	Walls	Lueck	DeLuzio	Miller	Nieporte
4/1	at Boston College	2 (2-0)	Raleigh	Busby	Henderson	Sansone	Walls	Lueck	DeLuzio	Miller	Nieporte
4/5	Texas Tech	1 (1-0)	Raleigh	Busby	Henderson	Sansone	Walls	Graganella	DeLuzio	Miller	Nieporte
4/6	Texas Tech	2 (1-1)	Raleigh	Busby	Henderson	Sansone	Walls	Graganella	DeLuzio	Miller	Nieporte
4/8	Louisville	1 (1-0)	Raleigh	Busby	Henderson	Sansone	Walls	Wells Jr.	DeLuzio	Miller	Nieporte
4/9	Louisville	1 (0-1)	Raleigh	Busby	Henderson	Sansone	Walls	Truluck	DeLuzio	Miller	Nieporte
4/10	Louisville	1 (1-0)	Raleigh	Busby	Henderson	Sansone	Walls	Lueck	DeLuzio	West	Petrey
4/12	Florida	1 (0-1)	Raleigh	Busby	Henderson	Sansone	Walls	Lueck	DeLuzio	Petrey	Nieporte
4/15	at Wake Forest	2 (0-2)	Raleigh	Busby	Henderson	Sansone	Walls	Lueck	DeLuzio	Petrey	Nieporte
4/16	at Wake Forest	3 (1-2)	Raleigh	Busby	Henderson	Sansone	Walls	Lueck	DeLuzio	Petrey	Nieporte
4/17	at Wake Forest	4 (1-3)	Raleigh	Busby	Henderson	Sansone	Walls	Lueck	DeLuzio	Petrey	Nieporte
4/19	Stetson	5 (2-3)	Raleigh	Busby	Henderson	Sansone	Walls	Lueck	DeLuzio	Petrey	Nieporte
4/20	Stetson	1 (1-0)	Raleigh	Busby	Henderson	Sansone	Walls	Lueck	DeLuzio	Wells Jr.	Nieporte
4/22	Notre Dame	6 (3-3)	Raleigh	Busby	Henderson	Sansone	Walls	Lueck	DeLuzio	Petrey	Nieporte
4/23	Notre Dame	2 (2-0)	Raleigh	Busby	Henderson	Sansone	Walls	Lueck	DeLuzio	Wells Jr.	Nieporte
4/24	Notre Dame	7 (4-3)	Raleigh	Busby	Henderson	Sansone	Walls	Lueck	DeLuzio	Petrey	Nieporte
4/30	at Clemson	8 (4-4)	Raleigh	Busby	Truluck	Sansone	Walls	Lueck	DeLuzio	Wells Jr.	Nieporte
5/1	at Clemson	1 (1-0)	Raleigh	Busby	Truluck	Sansone	Walls	Wells Jr.	DeLuzio	Petrey	Nieporte
5/2	at Clemson	1 (0-1)	Raleigh	Busby	Truluck	Sansone	Walls	Graganella	DeLuzio	Wells Jr.	Nieporte
5/6	Bowling Green State	2 (1-1)	Raleigh	Busby	Truluck	Sansone	Walls	Graganella	DeLuzio	Wells Jr.	Nieporte
5/7	Bowling Green State	1 (1-0)	Raleigh	Busby	Truluck	Sansone	Walls	Petrey	DeLuzio	Wells Jr.	Nieporte
5/8	Bowling Green State	1 (1-0)	Raleigh	Busby	Henderson	Sansone	Walls	Graganella	DeLuzio	Wells Jr.	Nieporte
5/10	at Jacksonville	3 (1-2)	Raleigh	Busby	Henderson	Sansone	Walls	Petrey	DeLuzio	Wells Jr.	Nieporte
5/11	Florida Gulf Coast	2 (1-1)	Raleigh	Busby	Henderson	Sansone	Walls	Wells Jr.	DeLuzio	Petrey	Nieporte
5/13	at Duke	9 (4-5)	Raleigh	Busby	Henderson	Sansone	Walls	Lueck	DeLuzio	Wells Jr.	Nieporte
5/14	at Duke	10 (4-6)	Raleigh	Busby	Henderson	Sansone	Walls	Lueck	DeLuzio	Wells Jr.	Nieporte
5/15	at Duke	3 (2-1)	Raleigh	Busby	Henderson	Sansone	Walls	Lueck	DeLuzio	Petrey	Nieporte
5/19	Miami	4 (2-2)	Raleigh	Busby	Henderson	Sansone	Walls	Lueck	DeLuzio	Petrey	Nieporte
5/21	Miami	11 (4-7)	Raleigh	Busby	Henderson	Sansone	Walls	Lueck	DeLuzio	Wells Jr.	Nieporte
5/21	Miami	1 (1-0)	Raleigh	Busby	Henderson	Sansone	Walls	Lueck	Graganella	Wells Jr.	Nieporte
5/25	NC State	5 (3-2)	Raleigh	Busby	Henderson	Sansone	Walls	Lueck	DeLuzio	Petrey	Nieporte
5/26	Georgia Tech	6 (4-2)	Raleigh	Busby	Henderson	Sansone	Walls	Lueck	DeLuzio	Petrey	Nieporte
5/28	Miami	12 (5-7)	Raleigh	Busby	Henderson	Sansone	Walls	Lueck	DeLuzio	Wells Jr.	Nieporte
5/29	Clemson	7 (4-3)	Raleigh	Busby	Henderson	Sansone	Walls	Lueck	DeLuzio	Petrey	Nieporte
6/3	Alabama State	1 (1-0)	Raleigh	Busby	Henderson	Sansone	Walls	Lueck	DeLuzio	Holton	Nieporte
6/4	Southern Miss	13 (6-7)	Raleigh	Busby	Henderson	Sansone	Walls	Lueck	DeLuzio	Wells Jr.	Nieporte
6/5	South Alabama	2 (2-0)	Raleigh	Busby	Henderson	Sansone	Walls	Lueck	DeLuzio	Holton	Nieporte
6/11	Florida	3 (3-0)	Raleigh	Busby	Henderson	Sansone	Walls	Lueck	DeLuzio	Holton	Nieporte
6/12	Florida	14 (6-8)	Raleigh	Busby	Henderson	Sansone	Walls	Lueck	DeLuzio	Wells Jr.	Nieporte
6/11	Florida	15 (6-9)	Raleigh	Busby	Henderson	Sansone	Walls	Lueck	DeLuzio	Wells Jr.	Nieporte