



ST 00.0  
DUKE  
PERIOD 2  
61  
TMH  
Your Hospital for Life  
Tallahassee Memorial  
Hospital

00.0  
00.0





FLORIDA ST 00.0

DUKE

1:66

PERIOD 2

61

PLR	F	PTS
22	2	22
31	4	18
5	2	8

THREE POINT SHOTS



10 10

PLR	F	PTS
12	3	20
2	1	19
30	2	8





# RECORDS & LEADERS

## ALL-TIME INDIVIDUAL RECORDS

### Most Points

Game: 46, Ron King vs. Georgia Southern, Feb. 11, 1971  
 Season: 751, Toney Douglas, 2008-09  
 Career: 2,130, Bob Sura, 1991-95

### Most Field Goals

Game: 21, Ron King vs. Georgia Southern, Feb. 11, 1971  
 Season: 262, Ron King, 1970-71  
 Career: 731, Bob Sura, 1991-95

### Most Field Goal Attempts

Game: 37, Ham Wernke vs. Tampa, Feb. 14, 1953  
 Season: 558, Ron King, 1971-72  
 Career: 1,626, Bob Sura, 1991-95

### Best Field Goal Percentage

Game: 1.000 (10-10), Tat Hunter vs. Tampa, Nov. 23, 1985;  
 (10-10), Douglas Edwards vs. UNC Asheville, Jan. 2, 1992  
 Season: .691 (237-343), Murray Brown, 1978-79  
 Career: .668 (566-847), Murray Brown, 1976-80

### Most 3-Point Field Goals Made

Game: 10, George McCloud vs. La Salle, Feb. 23, 1989  
 Season: 115, George McCloud, 1988-89  
 Career: 255, James Collins, 1993-97

### Most 3-Point Field Goals Attempted

Game: 17, George McCloud vs. La Salle, Feb. 23, 1989  
 Season: 270, Tim Pickett, 2003-04  
 Career: 686, James Collins, 1993-97

### Best 3-Point Field Goal Percentage

Game: 1.000 (7-7), Sam Cassell vs. Tulane, March 20, 1993;  
 (7-7), James Collins vs. South Florida, Nov. 29, 1994  
 Season: .460 (46-100), Tharon Mayes, 1987-88  
 Career: .457 (80-175), LaRae Davis, 1986-87

### Most Free Throws

Game: 22, Jim Oler at Rollins, Jan. 31, 1955;  
 Jim Oler vs. Morningside, Dec. 16, 1955  
 Season: 310, Jim Oler, 1955-56  
 Career: 761, Jim Oler, 1952-56

### Most Free Throw Attempts

Game: 30, Jim Oler vs. Morningside, Dec. 16, 1955  
 Season: 380, Jim Oler, 1955-56  
 Career: 975, Jim Oler, 1952-56

### Best Free Throw Percentage

Game: 1.000 (16-16), Bob Sura vs. South Florida, Nov. 29, 1994  
 Season: .895 (51-57), Ken Macklin, 1969-70  
 Career: .817 (161-197), Granville Arnold, 1983-85

### Most Rebounds

Game: 32, Rick Benson vs. Florida Southern, Jan. 7, 1955  
 Season: 456, Dave Cowens, 1967-68  
 Career: 1,340, Dave Cowens, 1967-70

### Most Assists

Game: 16, Otto Petty vs. South Alabama, Feb. 19, 1972; Tony William vs. Jacksonville, Feb. 12, 1983  
 Season: 227, Otto Petty, 1970-71  
 Career: 688, Delvon Arrington, 1999-02

### Most Steals

Game: 9, Tony William vs. Memphis State, Feb. 26, 1983; Charlie Ward vs. South Carolina, March 2, 1991;  
 Bob Sura vs. Georgia Tech, March 2, 1995  
 Season: 97, Sam Cassell, 1992-93  
 Career: 238, Charlie Ward, 1990-94

### Most Blocked Shots

Game: 7, Andre Reid vs. Bethune-Cookman, Dec. 5, 1993;  
 Corey Louis vs. Maryland, Jan. 10, 1995  
 Season: 111, Rodney Dobard, 1992-93  
 Career: 240, Rodney Dobard, 1989-93

### Best Scoring Average

Season: 29.7, Jim Oler, 1955-56  
 Career: 23.2, Mitchell Wiggins, 1981-83

### Best Rebounding Average

Season: 17.5, Dave Cowens, 1968-69  
 Career: 17.2, Dave Cowens, 1967-70

## SCORING LEADERS

### GAME

	Name	Date	Points
1.	Ron King vs. Georgia Southern	Feb. 11, 1971	46
2.	Al Thornton vs. Miami	March 3, 2007	45
3.	Hugh Durham vs. Stetson	Jan. 19, 1957	43
	Dave Fedor vs. Miami	Feb. 27, 1960	43
5.	Jim Oler vs. Morningside	Dec. 16, 1955	42
	Murray Brown at Auburn	Dec. 4, 1978	42
7.	Jim Oler vs. Georgia Teachers College	Jan. 14, 1956	41
8.	Pee Wee Barber vs. Miami	Feb. 26, 1987	40
9.	Ham Wernke vs. Tampa	Jan. 12, 1953	38
	Jim Oler vs. Troy State	Feb. 6, 1956	38
	Dave Fedor at Tampa	Feb. 26, 1962	38
	David Thompson vs. South Alabama	Jan. 22, 1977	38
	Tharon Mayes vs. Rhode Island	Dec. 29, 1989	38
14.	Dave Fedor vs. Rollins	Feb. 11, 1960	37
	Mitchell Wiggins vs. Florida	Jan. 11, 1982	37
	Mitchell Wiggins vs. South Carolina	Feb. 22, 1982	37
	Mitchell Wiggins vs. Memphis State	Feb. 26, 1983	37
	Ron Hale vs. Wake Forest	Jan. 4, 2000	37
19.	Hugh Durham at Georgia	Jan. 19, 1959	36
	Mitchell Wiggins at San Diego State	Dec. 29, 1982	36
	George McCloud at La Salle	Feb. 23, 1989	36
22.	Ham Wernke vs. Montana State	March 7, 1955	35
	Vernell Ellzy vs. Biscayne	Dec. 3, 1970	35
	Reggie Royals vs. UC-Irvine	Jan. 30, 1971	35
	Benny Clyde at Oklahoma City	Dec. 30, 1972	35
	Larry Warren vs. Texas A&M	Jan. 4, 1974	35
	Alton Lee Gipson at Virginia Tech	March 3, 1984	35
	Pee Wee Barber vs. Memphis State	Feb. 11, 1987	35
	George McCloud at Jacksonville	Jan. 11, 1989	35
	Bob Sura at Duke	Jan. 22, 1994	35

### SEASON AVERAGE

	Name	Year	Avg.
1.	Jim Oler	1955-56	29.7
2.	Mitchell Wiggins	1981-82	23.8
3.	Tharon Mayes	1989-90	23.3
4.	George McCloud	1988-89	22.8
5.	Ron King	1970-71	22.7
	Mitchell Wiggins	1982-83	22.7
7.	Hugh Durham	1958-59	21.9
8.	Toney Douglas	2008-09	21.9
9.	Murray Brown	1978-79	21.7
10.	Ham Wernke	1952-53	21.3
11.	Dave Fedor	1959-60	21.2
	Bob Sura	1993-94	21.2
13.	Jim Oler	1954-55	21.1
14.	Tony Dawson	1988-89	21.0
15.	Dave Fedor	1961-62	20.4
16.	Dave Cowens	1968-69	20.3
	Mickey Dillard	1979-80	20.3



# SCORING LEADERS

## SCORING LEADERS

### CAREER AVERAGE

	Name	Years	Games-Points	Avg.
1.	Mitchell Wiggins	1981-83	46-1067	23.2
2.	Dave Fedor	1959-62	72-1456	20.2
3.	Jim Oler	1952-56	91-1817	20.0
4.	Ron King	1970-73	64-1252	19.6
	Alton Lee Gipson	1983-85	61-1194	19.6
6.	Tony Dawson	1987-89	60-1161	19.4
7.	Ham Wernke	1951-55	73-1404	19.2
8.	Dave Cowens	1967-70	78-1479	19.0
9.	Hugh Durham	1956-59	73-1381	18.9
	Don Bates	1959-00	23-434	18.9
11.	Sam Cassell	1991-93	66-1211	18.3
12.	Pee Wee Barber	1986-87	59-1062	18.0
13.	Bob Sura	1991-95	119-2130	17.9
14.	Doug Edwards	1990-93	93-1604	17.2
15.	Reggie Royals	1970-73	84-1402	16.7
	Tim Pickett	2002-04	62-1038	16.7
17.	Toney Douglas	2007-09	99-1655	16.7
18.	Larry Warren	1972-75	51-840	16.5
19.	Tharon Mayes	1987-90	77-1260	16.4
20.	James Collins	1993-97	112-1793	16.0

### 500-POINT CLUB (ONE SEASON)

	Name	Year	Pts.
1.	Toney Douglas	2008-09	751
2.	Jim Oler	1955-56	742
3.	Al Thornton	2006-07	690
4.	George McCloud	1988-89	683
5.	Bob Sura	1992-93	675
6.	Sam Cassell	1992-93	641
7.	Mickey Dillard	1979-80	635
8.	Murray Brown	1978-79	629
9.	Tony Dawson	1988-89	627
10.	Alton Lee Gipson	1983-84	626
11.	Ron King	1970-71	589
12.	Murray Brown	1979-80	579
13.	Pee Wee Barber	1986-87	576
14.	Ron King	1971-72	573
	Bob Sura	1993-94	573
16.	Sam Cassell	1991-92	570
17.	Alton Lee Gipson	1984-85	568
	Doug Edwards	1992-93	568
19.	Tharon Mayes	1989-90	559
20.	Jim Oler	1954-55	549
21.	Harry Davis	1977-78	546
	George McCloud	1987-88	546
23.	Mitchell Wiggins	1982-83	544
24.	Tim Pickett	2003-04	543
25.	Tony Dawson	1987-88	534
26.	Dave Fedor	1959-60	530
27.	Doug Edwards	1990-91	524
	Toney Douglas	2007-08	524
29.	Mitchell Wiggins	1981-82	523
30.	Irving Thomas	1989-90	519
31.	Mickey Dillard	1980-81	515
32.	James Collins	1996-97	514
33.	Ham Wernke	1954-55	512
	Doug Edwards	1991-92	512
35.	Hugh Durham	1956-57	509
36.	Dave Cowens	1967-68	508
	Dave Cowens	1968-69	508
38.	Hugh Durham	1958-59	504
39.	Bob Sura	1994-95	502
40.	Reggie Royals	1971-72	501
41.	David Thompson	1976-77	500

### 1,000-POINT CLUB (CAREER)

	Name	Years	Games	FG	FT	Pts.	Avg.
1.	Bob Sura	1991-95	119	731	454	2130	17.9
2.	Jim Oler	1952-56	91	528	761	1817	20.0
3.	James Collins	1993-97	112	645	267	1793	16.0
4.	Mickey Dillard	1976-81	115	643	448	1734	15.1
5.	Toney Douglas	2007-09	99	560	357	1655	16.7
6.	Doug Edwards	1990-93	93	621	332	1604	17.2
7.	George McCloud	1985-89	117	529	315	1574	13.5
8.	Al Thornton	2003-07	124	546	366	1521	12.3
9.	Harry Davis	1974-78	108	640	234	1514	14.0
10.	Dave Cowens	1967-70	78	582	315	1479	18.9
11.	Murray Brown	1976-80	106	566	338	1470	13.9
12.	Dave Fedor	1959-62	72	585	286	1456	20.2
13.	Randy Allen	1983-87	115	592	254	1438	12.5
14.	Ham Wernke	1951-55	73	505	396	1404	19.2
15.	Reggie Royals	1970-73	84	580	242	1402	16.7
16.	Hugh Durham	1956-59	73	470	441	1381	18.9
17.	Chuck Graham	1989-94	118	503	216	1337	11.3
18.	Jason Rich	2005-08	129	510	236	1315	10.2
19.	David Thompson	1975-78	83	571	147	1289	15.5
20.	Tharon Mayes	1987-90	77	466	200	1260	16.4
21.	Ron King	1970-73	64	542	168	1252	19.6
22.	Ron Hale	1996-00	120	423	279	1236	10.3
23.	Sam Cassell	1991-93	66	440	223	1211	18.3
24.	Alton Lee Gipson	1983-85	61	496	202	1194	19.6
25.	Delvon Arrington	1998-02	118	413	227	1173	9.9
26.	Jeff Hogan	1966-69	79	466	232	1164	14.7
27.	Tony Dawson	1987-89	60	453	229	1161	19.4
28.	Gary Schull	1963-66	76	408	326	1142	15.0
29.	Corey Louis	1994-98	107	447	232	1127	10.5
30.	Lawrence McCray	1971-74	84	492	127	1111	13.2
31.	Larry Warren	1973-76	78	473	162	1108	14.2
32.	Michael Snaer	2010-Pr.	101	374	190	1071	10.6
33.	Michael Polite	1987-91	99	381	297	1070	10.8
34.	Mitchell Wiggins	1981-83	46	439	189	1067	23.2
35.	Pee Wee Barber	1985-87	59	395	200	1062	18.0
36.	Rodney Dobard	1989-93	122	456	146	1058	8.7
37.	Isaiah Swann	2004-08	120	369	143	1053	8.8
38.	Tim Pickett	2002-04	62	352	140	1038	16.7
39.	LaMarr Greer	1994-98	117	364	171	1022	8.7
40.	Tom McLaughlin	1948-52	92	409	201	1019	11.1
41.	Wayne Smalls	1973-77	104	457	102	1016	9.8
42.	Ray Swain	1959-62	72	403	194	1000	13.9



Bob Sura is Florida State's all-time leading scorer with 2,130 career points and is the only player in school history to score more than 2,000 career points.



# 1,000 POINT SCORERS



**1**

**BOB SURA**

**2,130 PTS.**

**GUARD | 6-5 | 200 | WILKES-BARRE, PA**

Bob Sura tallied 2,130 points during his four seasons at FSU to become the program's all-time leading scorer. After being named ACC Rookie of the Year as a freshman, he went on to become the first player in Florida State history to be named First Team All-ACC. He was selected with the 17th overall pick in the 1995 NBA Draft by the Cleveland Cavaliers.

Year	G	FG-FGA	PCT	FT-FTA	PCT	RB-AVG	PTS-AVG
1991-92	31	124-269	.461	94-150	.627	107-3.5	380-12.3
1992-93	34	241-533	.452	120-188	.638	209-6.1	675-19.9
1993-94	27	202-431	.469	117-179	.654	213-7.9	573-21.2
1994-95	27	164-393	.417	123-179	.687	185-6.9	502-18.6
<b>Totals</b>	<b>119</b>	<b>731-1,626</b>	<b>.450</b>	<b>454-696</b>	<b>.652</b>	<b>714-6.0</b>	<b>2,130-17.9</b>



**5**

**TONEY DOUGLAS**

**1,655 PTS.**

**GUARD | 6-2 | 205 | JONESBORO, GA**

Toney Douglas earned All-American Third Team and All-ACC First Team honors during his senior season in leading the Seminoles to the NCAA Tournament for the first time since 1998 and into the championship game of the ACC Tournament for the first time in school history in 2009. He was named the ACC Defensive Player of the Year and was the ACC Player of the Year runner-up as he led the ACC in scoring with a single-season school record 751 points. Douglas was selected by the Los Angeles Lakers in the first round of the 2009 NBA Draft and traded to the New York Knicks on draft night where he continues his professional career.

Year	G	FG-FGA	PCT	FT-FTA	PCT	RB-AVG	PTS-AVG
2006-07	30	143-301	.475	63-80	.788	82-2.7	380-12.7
2007-08	34	178-414	.430	106-131	.809	108-3.2	524-15.4
2008-09	35	239-536	.446	188-232	.810	137-3.9	751-21.5
<b>Totals</b>	<b>99</b>	<b>560-1,251</b>	<b>.448</b>	<b>357-443</b>	<b>.806</b>	<b>327-3.3</b>	<b>1,655-16.7</b>



**2**

**JIM OLER**

**1,817 PTS.**

**GUARD | 5-11 | 180 | ECONOMY, IN**

After setting the mark as one of the first members of the 1,000-point club, Jim Oler held the top spot on the all-time scoring list for 39 years before passing the torch to Bob Sura. Oler still holds the single-season record for points in a season with 743. He also holds most of the Florida State free throw records including single game (22), single season (311) and career (762). Oler's career scoring average still ranks as third-best in Florida State history.

Year	G	FG-FGA	PCT	FT-FTA	PCT	RB-AVG	PTS-AVG
1952-53	20	52-139	.374	90-118	.763	—	194-9.7
1953-54	20	96-280	.343	140-188	.745	—	332-16.6
1954-55	26	164-414	.396	221-289	.765	76-2.9	549-21.1
1955-56	25	216-470	.460	311-380	.818	136-5.4	742-29.7
<b>Totals</b>	<b>91</b>	<b>528-1,303</b>	<b>.405</b>	<b>761-975</b>	<b>.781</b>	<b>—</b>	<b>1,817-20.0</b>



**6**

**DOUG EDWARDS**

**1,604 PTS.**

**FORWARD | 6-9 | 220 | MIAMI, FL**

Having received Florida's Mr. Basketball honors in 1989, Doug Edwards was touted as the best high school player in the history of the state. In only three seasons, he moved himself into the sixth position on the FSU all-time scoring list and is the only player in school history to score more than 500 points in three consecutive seasons. Edwards began his professional career with the Atlanta Hawks who drafted him in the first round in 1993. He was inducted into the FSU Athletics Hall of Fame in 2008.

Year	G	FG-FGA	PCT	FT-FTA	PCT	RB-AVG	PTS-AVG
1990-91	32	200-385	.519	112-158	.709	227-7.1	524-16.4
1991-92	30	197-385	.512	106-142	.747	271-9.0	512-17.1
1992-93	31	224-424	.528	114-158	.722	290-9.4	568-18.3
<b>Totals</b>	<b>93</b>	<b>621-1,194</b>	<b>.520</b>	<b>332-458</b>	<b>.725</b>	<b>788-8.5</b>	<b>1,604-17.2</b>



**3**

**JAMES COLLINS**

**1,793 PTS.**

**GUARD | 6-4 | 196 | JACKSONVILLE, FL**

James Collins' distinguished FSU career came to an end in 1997 with 1,793 points. Collins also ranks among the Seminoles' all-time top 10 in five other categories including field goals, field goal attempts, 3-pointers, 3-point attempts and steals.

Year	G	FG-FGA	PCT	FT-FTA	PCT	RB-AVG	PTS-AVG
1993-94	27	110-270	.407	39-57	.684	104-3.9	298-11.0
1994-95	27	181-354	.511	72-164	.439	116-4.3	487-18.0
1995-96	27	172-412	.417	81-120	.675	121-4.5	494-18.3
1996-97	31	182-397	.458	75-112	.670	158-5.1	514-16.6
<b>Totals</b>	<b>112</b>	<b>645-1,433</b>	<b>.450</b>	<b>267-453</b>	<b>.589</b>	<b>499-4.5</b>	<b>1,793-16.0</b>



**7**

**GEORGE MC CLOUD**

**1,574 PTS.**

**GUARD | 6-6 | 205 | DAYTONA BEACH, FL**

A seldom-used forward in his first two seasons, George McCloud made the transition to guard with ease and instantly made his mark. This deadly accurate 3-point shooter holds both FSU's single-game (10) and single-season (115) 3-point shooting records. Winning All-Metro Conference honors his junior year, McCloud became a serious NBA prospect and was the first round pick of the Indiana Pacers in 1989. McCloud was Florida State's first NBA Draft Lottery selection.

Year	G	FG-FGA	PCT	FT-FTA	PCT	RB-AVG	PTS-AVG
1985-86	27	42-87	.483	31-49	.633	49-1.8	115-4.4
1986-87	30	87-197	.442	42-68	.618	126-4.2	230-7.7
1987-88	30	193-403	.479	88-112	.786	111-3.7	546-18.2
1988-89	30	207-462	.448	154-176	.875	109-3.6	683-22.8
<b>Totals</b>	<b>117</b>	<b>529-1,149</b>	<b>.460</b>	<b>315-405</b>	<b>.778</b>	<b>395-3.4</b>	<b>1,574-13.5</b>



**4**

**MICKEY DILLARD**

**1,734 PTS.**

**GUARD | 6-3 | 170 | DANIA, FL**

Mickey Dillard overcame a broken leg during his junior season to rank fifth on FSU's all-time scoring list. Dillard was drafted by the Atlanta Hawks after his junior year but returned for his senior season to total 1,734 points in his FSU career. Dillard was selected by Cleveland in the third round of the 1981 NBA Draft.

Year	G	FG-FGA	PCT	FT-FTA	PCT	RB-AVG	PTS-AVG
1976-77	25	53-110	.482	40-61	.656	29-1.2	146-5.8
1977-78	29	153-282	.543	92-119	.773	74-2.6	398-13.7
1978-79	2	13-26	.500	14-16	.875	8-4.0	40-20.0
1979-80	31	242-458	.528	151-197	.766	130-4.2	635-20.5
1980-81	28	182-372	.489	151-190	.795	98-3.5	515-18.4
<b>Totals</b>	<b>115</b>	<b>643-1,248</b>	<b>.515</b>	<b>448-583</b>	<b>.768</b>	<b>339-2.9</b>	<b>1,734-15.1</b>



**8**

**AL THORNTON**

**1,521 PTS.**

**FORWARD | 6-8 | 232 | PERRY, GA**

Earning All-America Third Team honors by the Associated Press in 2006-07, Al Thornton was also an All-ACC First Team selection and voted as the ACC Player of the Year runner-up. He enjoyed one of the top senior years in school and ACC history during the 2006-07 season. The second player in school history to earn mention on the first, second or third team All-America teams by the Associated Press and the first Seminole since the 1989 season to earn All-America honors of third team or better, Thornton was a unanimous selection to the All-ACC First Team—only the third Seminole (Bob Sura in 1993-94 and Tim Pickett in 2003-04) to receive such an honor. Thornton was also a finalist for the Wooden, Naismith and Rupp Awards as the nation's best collegiate player his senior season.

Year	G	FG-FGA	PCT	FT-FTA	PCT	RB-AVG	PTS-AVG
2003-04	30	30-58	.517	21-42	.500	54-1.8	84-2.8
2004-05	29	101-186	.543	57-106	.538	128-4.4	263-9.1
2005-06	30	171-330	.518	122-164	.744	208-6.9	484-16.1
2006-07	35	244-460	.530	166-210	.790	251-7.2	690-19.7
<b>Totals</b>	<b>124</b>	<b>546-1,034</b>	<b>.528</b>	<b>366-522</b>	<b>.701</b>	<b>641-5.2</b>	<b>1,521-12.3</b>



# 1,000 POINT SCORERS



9

**HARRY DAVIS** **1,514 PTS.**  
FORWARD/CENTER | 6-7 | 220 | CLEVELAND, OH

Gathering the most mileage of possibly any other Seminole, Harry Davis played in several international competitions including a stop in Moscow, Russia. Davis won Seminole MVP honors as a sophomore and senior. Davis returned to his hometown to play professional ball with the Cleveland Cavaliers.

Year	G	FG-FGA	PCT	FT-FTA	PCT	RB-AVG	PTS-AVG
1974-75	26	104-185	.562	27-41	.672	147-5.7	235-9.0
1975-76	27	143-224	.638	45-71	.634	167-6.2	331-12.3
1976-77	27	176-310	.567	50-92	.543	212-7.8	402-14.8
1977-78	28	217-376	.577	112-178	.629	208-7.4	546-19.5
<b>Totals</b>	<b>108</b>	<b>640-1,095</b>	<b>.584</b>	<b>234-382</b>	<b>.613</b>	<b>734-6.8</b>	<b>1,514-14.0</b>



13

**RANDY ALLEN** **1,438 PTS.**  
FORWARD | 6-7 | 222 | MILTON, FL

Milton, FL, native Randy Allen was one of the most dependable players in FSU history. Allen averaged at least 12.0 points and 6.0 rebounds per game his last three years. He was twice named All-Metro and is also a member of Florida State's 500-Board Club.

Year	G	FG-FGA	PCT	FT-FTA	PCT	RB-AVG	PTS-AVG
1983-84	30	109-211	.517	37-73	.507	148-4.9	255-8.5
1984-85	28	187-352	.531	62-101	.614	190-6.8	436-15.6
1985-86	27	152-330	.461	67-112	.598	163-6.2	371-13.7
1986-87	30	144-312	.462	88-127	.693	235-7.8	376-12.5
<b>Totals</b>	<b>115</b>	<b>592-1,205</b>	<b>.491</b>	<b>254-413</b>	<b>.615</b>	<b>736-6.4</b>	<b>1,438-12.5</b>



10

**DAVE COWENS** **1,479 PTS.**  
CENTER | 6-9 | 220 | NEWPORT, KY

Honored as one of the 50 greatest players in NBA history, Dave Cowens is arguably the single greatest player in Florida State history. While at FSU, he averaged 18.9 points and 17.2 rebounds per game while shooting 52 percent from the field. Cowens also owns most Seminole rebounding records including rebounds in a season (456) and career rebounds (1,340). His talent caught the eye of the Boston Celtics who selected him fourth overall in the 1970 NBA Draft. During his rookie season with the Celtics he averaged 17 points and 15 rebounds per game and won NBA Rookie of the Year honors. In 1973 he took home both the All-Star MVP and League MVP trophies. Cowens' intensity and desire earned him seven all-star appearances and two championship rings with the Celtics in 1974 and 1976 and in 1991 an induction into the Basketball Hall of Fame.

Year	G	FG-FGA	PCT	FT-FTA	PCT	RB-AVG	PTS-AVG
1967-68	27	206-383	.538	96-131	.733	456-17.0	508-18.8
1968-69	25	202-384	.526	104-164	.634	437-17.5	508-20.3
1969-70	26	174-355	.490	115-169	.676	447-17.2	463-17.8
<b>Totals</b>	<b>78</b>	<b>582-1,122</b>	<b>.520</b>	<b>315-464</b>	<b>.679</b>	<b>1,340-17.2</b>	<b>1,479-18.9</b>



14

**HAM WERNKE** **1,404 PTS.**  
GUARD | 6-0 | 170 | BATESVILLE, IN

Ham Wernke was one of the best perimeter shooters in the early days of the FSU program. He averaged in double figures in each of his four seasons and at least 18 points in his last three.

Year	G	FG-FGA	PCT	FT-FTA	PCT	RB-AVG	PTS-AVG
1951-52	5	20-71	.282	17-23	.739	55-11.0	57-11.4
1952-53	22	167-422	.396	134-193	.694	—	468-21.3
1953-54	20	128-354	.362	113-148	.746	—	369-18.5
1954-55	26	190-461	.412	132-169	.781	130-5.0	512-19.7
<b>Totals</b>	<b>73</b>	<b>505-1,308</b>	<b>.385</b>	<b>396-533</b>	<b>.743</b>	<b>—</b>	<b>1,404-19.2</b>



11

**MURRAY BROWN** **1,470 PTS.**  
FORWARD | 6-8 | 205 | TAMPA, FL

Known as "Mule" by his coaches for his hard work and determination, Murray Brown led the nation in field goal shooting percentage in the 1978-79 season with a .691 percentage. Brown also holds the distinction as FSU's most accurate shooter ever with a .668 career percentage. This All-Metro Conference performer was selected by the Cleveland Cavaliers in the 1980 NBA Draft.

Year	G	FG-FGA	PCT	FT-FTA	PCT	RB-AVG	PTS-AVG
1976-77	18	38-50	.760	18-28	.642	48-2.7	94-5.2
1977-78	28	61-98	.622	46-65	.707	111-3.9	168-6.0
1978-79	29	237-343	.691	155-218	.711	242-8.3	629-21.7
1979-80	31	230-356	.646	119-172	.691	238-7.6	579-18.7
<b>Totals</b>	<b>106</b>	<b>566-847</b>	<b>.668</b>	<b>338-483</b>	<b>.700</b>	<b>639-6.1</b>	<b>1,470-13.9</b>



15

**REGGIE ROYALS** **1,402 PTS.**  
FORWARD | 6-10 | 200 | WHITEVILLE, NC

Helping lead the charge for a national title in 1972, Reggie Royals was an exceptional outside shooter for a player of his size. Nicknamed the "Tree" by his teammates, Royals grabbed over 300 rebounds in three consecutive seasons. He is FSU's second leading career rebounder, behind Dave Cowens, with 1,006. Royals took his talents to Philadelphia as one of their 1973 draft selections.

Year	G	FG-FGA	PCT	FT-FTA	PCT	RB-AVG	PTS-AVG
1970-71	26	191-384	.497	89-122	.730	390-15.0	471-18.1
1971-72	32	196-415	.472	109-159	.686	351-11.0	501-15.7
1972-73	26	193-382	.510	44-68	.647	265-10.2	430-16.5
<b>Totals</b>	<b>84</b>	<b>580-1,181</b>	<b>.491</b>	<b>242-349</b>	<b>.693</b>	<b>1,006-12.0</b>	<b>1,402-16.7</b>



12

**DAVE FEDOR** **1,456 PTS.**  
FORWARD | 6-6 | 192 | ZEPHYRHILLS, FL

A left-hander known for his ability to do almost anything on the court with either hand, Dave Fedor led the Seminoles as co-captain in both his junior and senior seasons. Fedor's hard work and consistency were evidenced by his streak of 49 consecutive games scoring in double figures. He became the first FSU player ever picked in the NBA Draft when he was selected by Philadelphia in 1962. His jersey was honored at Florida State in 2012.

Year	G	FG-FGA	PCT	FT-FTA	PCT	RB-AVG	PTS-AVG
1959-60	25	214-453	.472	102-131	.779	400-16.0	530-21.2
1960-61	24	185-365	.507	86-107	.804	336-14.0	456-19.0
1961-62	23	186-356	.522	98-125	.784	233-10.1	470-20.4
<b>Totals</b>	<b>72</b>	<b>585-1,174</b>	<b>.498</b>	<b>286-363</b>	<b>.788</b>	<b>969-13.5</b>	<b>1,456-20.2</b>



16

**HUGH DURHAM** **1,381 PTS.**  
GUARD | 5-11 | 160 | LOUISVILLE, KY

After leading the Seminoles as a player in the '50s, Hugh Durham returned to lead the Seminoles as their head coach in the '60s and '70s. As a player, Durham ranks third in points scored in a single game (43) and also scored more than 500 points in two seasons. Perhaps most notable was Durham's coaching career at FSU when he led the Seminoles to three NCAA Tournament appearances including a national championship game appearance in 1972. His career winning percentage as the Seminoles head coach was .708 which still ranks among the best in the nation.

Year	G	FG-FGA	PCT	FT-FTA	PCT	RB-AVG	PTS-AVG
1956-57	26	177-438	.404	155-213	.728	116-4.5	509-19.6
1957-58	24	122-377	.324	124-155	.800	93-3.9	368-13.3
1958-59	23	171-415	.412	162-201	.806	86-3.7	504-21.9
<b>Totals</b>	<b>73</b>	<b>470-1,230</b>	<b>.382</b>	<b>441-569</b>	<b>.775</b>	<b>295-4.0</b>	<b>1,381-18.9</b>



# 1,000 POINT SCORERS



## 17

**CHUCK GRAHAM** **1,337 PTS.**  
GUARD | 5-11 | 160 | LOUISVILLE, KY

With an explosive vertical leap of 41 inches, Chuck Graham was one of the most acrobatic players to ever wear a Seminole uniform. Despite missing a year, due to a knee injury suffered three minutes into his senior season opener, Graham was granted a medical hardship and returned to be a major contributor to the Seminoles' '93-'94 campaign.

Year	G	FG-FGA	PCT	FT-FTA	PCT	RB-AVG	PTS-AVG
1989-90	31	126-269	.468	51-69	.739	110-3.5	314-10.1
1990-91	32	131-306	.428	52-73	.712	86-2.7	350-10.9
1991-92	30	143-324	.441	69-85	.812	105-3.5	391-13.0
1992-93	1	0-1	.000	0-0	.000	1-1.0	0-1.0
1993-94	24	103-247	.417	44-58	.759	84-3.5	282-11.8
<b>Totals</b>	<b>118</b>	<b>503-1,147</b>	<b>.439</b>	<b>216-285</b>	<b>.758</b>	<b>386-3.3</b>	<b>1,337-11.3</b>



## 21

**RON KING** **1,252 PTS.**  
FORWARD | 6-4 | 185 | LOUISVILLE, KY

Ron King owns FSU's single-game scoring record with a 46-point outing against Georgia Southern in 1971. He was an All-American in 1972 and the NCAA Mideast Regional MVP in leading the Seminoles to the Final Four. He was selected by the Golden State Warriors of the NBA in 1973.

Year	G	FG-FGA	PCT	FT-FTA	PCT	RB-AVG	PTS-AVG
1970-71	26	262-521	.503	65-91	.714	130-5.0	589-22.7
1971-72	32	239-558	.428	95-126	.754	192-6.0	573-17.9
1972-73	6	41-91	.451	8-13	.615	17-3.3	90-16.5
<b>Totals</b>	<b>64</b>	<b>542-1,170</b>	<b>.463</b>	<b>168-230</b>	<b>.730</b>	<b>339-5.3</b>	<b>1,252-19.6</b>



## 18

**JASON RICH** **1,315 PTS.**  
GUARD | 6-3 | 211 | PENSACOLA, FL

A four-year starter who is ranked third in school history with 129 career games played, Jason Rich ranks third in school history with 106 career starts and is one of only three players in school history to start 100 or more games as wa Seminole. He played on three postseason tournament teams and helped the Seminoles to six victories over ranked teams during his career. The Seminoles defeated No. 1-ranked Duke on March 1, 2006, with Rich in the starting lineup. He is ranked 15th in school history with 133 steals and averaged double-figure scoring for his entire career.

Year	G	FG-FGA	PCT	FT-FTA	PCT	RB-AVG	PTS-AVG
2004-05	30	64-156	.410	29-41	.707	61-2.0	163-5.4
2005-06	30	125-267	.468	42-57	.737	93-3.1	300-10.0
2006-07	35	138-263	.525	70-87	.805	121-3.5	360-10.3
2007-08	34	183-410	.446	95-123	.772	148-4.4	492-14.5
<b>Totals</b>	<b>129</b>	<b>510-1,096</b>	<b>.465</b>	<b>236-308</b>	<b>.766</b>	<b>423-3.3</b>	<b>1,315-10.2</b>



## 22

**RON HALE** **1,236 PTS.**  
FORWARD | 6-9 | 210 | LARGO, FL

Ron Hale, a two-time All-ACC selection, was one of the top scorers in Seminole history during his career. He scored 1,236 career points. Hale's career high of 37 points came against Wake Forest on Jan. 4, 2000. He signed a free-agent contract with the Miami Heat prior to the 2001 season.

Year	G	FG-FGA	PCT	FT-FTA	PCT	RB-AVG	PTS-AVG
1996-97	30	47-110	.427	27-40	.675	69-2.3	130-4.3
1997-98	32	70-147	.476	27-44	.614	127-4.0	187-5.8
1998-99	30	167-351	.476	108-135	.800	168-5.6	481-16.0
1999-00	28	139-348	.399	117-155	.755	134-4.8	438-15.6
<b>Totals</b>	<b>120</b>	<b>423-956</b>	<b>.442</b>	<b>279-374</b>	<b>.746</b>	<b>498-4.2</b>	<b>1,236-10.3</b>



## 19

**DAVID THOMPSON** **1,289 PTS.**  
FORWARD | 6-8 | 195 | BOSTON, MA

After transferring from Lake City Junior College, David Thompson made an immediate impact for the Seminoles, making the All-Tournament team in the IPTAY, Cable Car and Vermont Classics in 1976-77. His trademark fall-away jump shot helped him score 1,289 points in his FSU career. Thompson was drafted by Buffalo in 1978.

Year	G	FG-FGA	PCT	FT-FTA	PCT	RB-AVG	PTS-AVG
1975-76	27	166-356	.466	58-78	.744	203-7.5	390-14.4
1976-77	27	230-495	.464	40-69	.579	205-7.5	500-18.5
1977-78	29	175-362	.483	49-69	.710	211-7.2	399-13.7
<b>Totals</b>	<b>83</b>	<b>571-1,213</b>	<b>.471</b>	<b>147-216</b>	<b>.681</b>	<b>620-7.5</b>	<b>1,289-15.5</b>



## 23

**SAM CASSELL** **1,211 PTS.**  
GUARD | 6-3 | 195 | BALTIMORE, MD

Perhaps one of the greatest junior college transfers in Seminole history, Sam Cassell added an offensive and defensive threat to the Seminole arsenal. With a season-record 97 steals in his '92-'93 campaign, Cassell also dished out 170 assists that same season along with an average of 18.3 points per game. He thrived on pressure situations and routinely came through in the clutch. Cassell was drafted by the Houston Rockets in the first round of the 1993 NBA Draft. During his first two seasons in the NBA he was an integral part of the Rockets' World Championship teams. He currently is an assistant coach for the Washington Wizards.

Year	G	FG-FGA	PCT	FT-FTA	PCT	RB-AVG	PTS-AVG
1991-92	31	206-454	.454	100-142	.704	141-4.5	570-18.4
1992-93	35	234-466	.502	123-162	.759	152-4.3	641-18.3
<b>Totals</b>	<b>66</b>	<b>440-920</b>	<b>.478</b>	<b>223-304</b>	<b>.733</b>	<b>293-4.4</b>	<b>1,211-18.3</b>



## 20

**THARON MAYES** **1,260 PTS.**  
GUARD | 6-3 | 175 | NEW HAVEN, CT

A defensive terror because of his lightning-quick hands, Tharon Mayes had 132 steals in his career with Florida State. In the 1989-90 season, Mayes averaged 23.3 points, which is the third-best season scoring average in the FSU record book. Mayes is currently playing professional basketball in Europe.

Year	G	FG-FGA	PCT	FT-FTA	PCT	RB-AVG	PTS-AVG
1987-88	30	142-299	.475	66-90	.733	83-2.8	396-13.2
1988-89	23	126-229	.550	29-39	.744	53-2.3	305-13.3
1989-90	24	198-414	.478	105-126	.833	81-3.4	559-23.3
<b>Totals</b>	<b>77</b>	<b>466-942</b>	<b>.495</b>	<b>200-255</b>	<b>.784</b>	<b>217-2.8</b>	<b>1,260-16.4</b>



## 24

**ALTON LEE GIPSON** **1,194 PTS.**  
CENTER | 6-11 | 230 | DUBACH, LA

Widely considered the best junior college center in the country in 1982-83, Alton Lee Gipson was named Metro Conference Newcomer of the Year in 1983-84. He was also named to the Metro Tournament all-tournament team the same year. Gipson ranks eighth in single-season scoring having scored 626 points in his '83-'84 season. He also earned All-America honors in 1983-84.

Year	G	FG-FGA	PCT	FT-FTA	PCT	RB-AVG	PTS-AVG
1983-84	31	260-497	.523	106-173	.613	208-6.7	626-20.2
1984-85	30	236-489	.483	96-150	.640	234-7.8	568-18.9
<b>Totals</b>	<b>61</b>	<b>496-986</b>	<b>.503</b>	<b>202-323</b>	<b>.625</b>	<b>442-7.3</b>	<b>1,194-19.6</b>



# 1,000 POINT SCORERS



## 25

**DELVON ARRINGTON** **1,173 PTS.**  
GUARD | 5-11 | 166 | HILLSIDE, NJ

Delvon Arrington became the first men's basketball player in ACC history to enter school as a partial qualifier and earn his undergraduate degree in four years to earn his fourth year of eligibility back according to NCAA rules. He earned All-ACC honorable mention honors following his senior season. Is Florida State's all-time leader in assists with 688 and earned the school record assist in the Seminoles' victory over No. 1-ranked and previously undefeated Duke Jan. 6, 2002 in Tallahassee. Arrington is ranked first in school history in total assists (688) and assists per game (5.8), ranked second in steals (225) and fourth in steals per game (1.9), seventh in 3-point shots attempted (352) and eighth in 3-point shots made (120), eighth in career games played (118) and 23rd in scoring (1,173 points).

Year	G-GS	FG-A	PCT.	FT-FTA	PCT.	Assists	PTS.-AVG.
1998-99	30-29	87-206	.422	52-74	.703	181	242-8.1
1999-00	29-29	95-258	.368	39-55	.709	182	258-8.9
2000-01	30-30	117-270	.433	77-106	.726	143	344-11.5
2001-02	29-29	114-280	.407	59-80	.738	182	329-11.3
<b>Totals</b>	<b>118-117</b>	<b>413-1,014</b>	<b>.407</b>	<b>227-315</b>	<b>.721</b>	<b>688</b>	<b>1,173-9.9</b>



## 26

**JEFF HOGAN** **1,164 PTS.**  
GUARD | 6-0 | 165 | AKRON, OH

A brilliant two-sport star for Florida State, Jeff Hogan was a leader on the Seminole basketball and baseball teams from 1966 through 1969. Though Hogan was a gifted basketball player and a prolific scorer, he chose to play professional baseball. He averaged at least 14.0 points per game in all three of his seasons.

Year	G	FG-FGA	PCT	FT-FTA	PCT	RB-AVG	PTS-AVG
1966-67	26	143-292	.490	85-115	.739	81-3.1	372-14.3
1967-68	27	168-348	.483	91-110	.827	60-2.2	427-15.8
1968-69	26	155-335	.463	56-80	.700	55-2.1	366-14.1
<b>Totals</b>	<b>79</b>	<b>466-975</b>	<b>.478</b>	<b>232-305</b>	<b>.761</b>	<b>196-2.5</b>	<b>1,164-14.7</b>



## 27

**TONY DAWSON** **1,161 PTS.**  
FORWARD | 6-7 | 215 | KINSTON, NC

Walking with a limp from a childhood accident that left one leg shorter than the other, Tony Dawson rose above his circumstances to become one of Florida State's highest scorers. He ranks sixth in single-season scoring with a 629-point performance during the 1988-89 season.

Year	G	FG-FGA	PCT	FT-FTA	PCT	RB-AVG	PTS-AVG
1987-88	30	211-393	.539	111-153	.725	228-7.6	534-17.8
1988-89	30	242-459	.528	118-160	.738	206-6.9	627-20.9
<b>Totals</b>	<b>60</b>	<b>453-852</b>	<b>.532</b>	<b>229-313</b>	<b>.732</b>	<b>434-7.2</b>	<b>1,161-19.4</b>



## 28

**GARY SCHULL** **1,142 PTS.**  
FORWARD/CENTER | 6-6 | 211 | POMPANO BEACH, FL

From 1963-1966, Gary Schull was the leader of Florida State's basketball Seminoles. The Pompano Beach prep star, short for a college center, made up for lack of size with hustle and aggressiveness. In his career, Schull averaged 15.0 points per game and grabbed more than 10 rebounds a contest. Schull graduated in 1966 and went to Europe to become one of Italy's best-known and most popular pro players.

Year	G	FG-FGA	PCT	FT-FTA	PCT	RB-AVG	PTS-AVG
1963-64	25	128-257	.498	67-96	.698	179-7.2	323-12.9
1964-65	26	120-263	.456	85-128	.664	273-10.5	325-12.5
1965-66	26	160-312	.513	174-248	.702	329-12.7	494-19.0
<b>Totals</b>	<b>76</b>	<b>408-832</b>	<b>.490</b>	<b>326-472</b>	<b>.691</b>	<b>781-10.1</b>	<b>1,142-15.0</b>



## 29

**COREY LOUIS** **1,127 PTS.**  
FORWARD/CENTER | 6-9 | 235 | MIAMI, FL

A four-year starter at FSU, Corey Louis finished his career among the Seminoles' all-time leaders in scoring, rebounding and blocked shots. He was Florida State's team MVP as a senior and helped lead FSU back to the NCAA Tournament in 1998.

Year	G	FG-FGA	PCT	FT-FTA	PCT	RB-AVG	PTS-AVG
1994-95	27	120-267	.449	54-76	.711	210-7.8	295-10.9
1995-96	23	84-198	.424	47-75	.627	150-6.5	215-9.3
1996-97	25	109-219	.498	57-88	.648	170-6.8	275-11.0
1997-98	32	134-241	.556	74-132	.561	225-7.0	342-10.7
<b>Totals</b>	<b>107</b>	<b>447-925</b>	<b>.483</b>	<b>232-371</b>	<b>.625</b>	<b>755-7.1</b>	<b>1,127-10.5</b>



## 30

**LAWRENCE MCCRAY** **1,111 PTS.**  
CENTER | 6-11 | 210 | PENSACOLA, FL

A strong defensive performer, Lawrence McCray was also an effective offensive weapon. Mr. Basketball in the state of Florida in 1970, McCray averaged 13.2 points and nine rebounds per game in his FSU career. Known as "Lurch" by his teammates, McCray was drafted by New Orleans in 1974.

Year	G	FG-FGA	PCT	FT-FTA	PCT	RB-AVG	PTS-AVG
1971-72	32	166-300	.554	52-89	.584	263-8.2	384-12.0
1972-73	26	170-293	.580	41-71	.577	242-9.3	381-14.7
1973-74	26	156-303	.514	34-63	.540	254-9.8	346-13.3
<b>Totals</b>	<b>84</b>	<b>492-896</b>	<b>.549</b>	<b>127-223</b>	<b>.569</b>	<b>759-9.0</b>	<b>1,111-13.2</b>



## 31

**LARRY WARREN** **1,108 PTS.**  
GUARD | 6-4 | 190 | LAKE WORTH, FL

Another of FSU's many Florida Mr. Basketball honorees, Larry Warren was also a junior college All-American. Known for his great play in big games, Warren averaged 14.2 points a game in his FSU career. Warren's junior college coach was fellow 1,000-point club member Jim Oler.

Year	G	FG-FGA	PCT	FT-FTA	PCT	RB-AVG	PTS-AVG
1973-74	26	179-395	.453	82-103	.796	161-6.2	440-16.9
1974-75	25	172-363	.474	56-72	.778	139-5.6	400-16.0
1975-76	27	122-311	.392	24-37	.649	102-3.8	268-9.9
<b>Totals</b>	<b>78</b>	<b>473-1,069</b>	<b>.442</b>	<b>162-212</b>	<b>.764</b>	<b>402-5.2</b>	<b>1,108-14.2</b>



## 32

**MICHAEL SNAER** **1,071 PTS.**  
GUARD | 6-5 | 202 | MORENO VALLEY, CALIF.

Was named the Most Valuable Player of the 2012 ACC Tournament in leading the Seminoles to the 2012 ACC Championship – the first in school history. Earned All-ACC Second Team Honors, ACC All Defensive Team Honors and All ACC Tournament First Team Honors in 2012. One of only nine juniors in school history to surpass the 1,000 career point mark. Led Florida State in scoring with a 14.0 points per game scoring average in 2012.

Year	G	FG-FGA	PCT	FT-FTA	PCT	RB-AVG	PTS-AVG
2009-10	32	101-230	.439	57-87	.655	85-2.7	282-8.8
2010-11	34	106-265	.400	45-58	.776	92-2.7	300-8.8
2011-12	35	167-383	.436	88-104	.846	132-3.8	489-14.0
<b>Totals</b>	<b>101</b>	<b>374-878</b>	<b>.426</b>	<b>190-249</b>	<b>.763</b>	<b>309-3.1</b>	<b>1,071-10.6</b>



## 33

**MICHAEL POLITE** **1,070 PTS.**  
FORWARD | 6-7 | 215 | DAYTONA BEACH, FL

Michael Polite overcame Guillain-Barré syndrome as a sophomore to have a productive career. He led FSU in rebounding his final two seasons and averaged at least 13 points per game as a junior and senior.

Year	G	FG-FGA	PCT	FT-FTA	PCT	RB-AVG	PTS-AVG
1987-88	30	70-117	.590	50-70	.714	115-3.8	188-6.3
1988-89	6	11-21	.524	6-17	.353	23-3.8	26-2.3
1989-90	31	156-268	.582	117-173	.676	262-8.5	433-14.0
1990-91	32	144-305	.472	124-190	.653	273-8.5	419-13.1
<b>Totals</b>	<b>99</b>	<b>381-711</b>	<b>.535</b>	<b>297-450</b>	<b>.660</b>	<b>673-6.8</b>	<b>1,070-10.8</b>





# 1,000 POINT SCORERS



**34 MITCHELL WIGGINS 1,067 PTS.**  
GUARD | 6-4 | 185 | GRIFON, NC

An FSU All-American, Mitchell Wiggins was one of the most potent scoring threats to wear the Garnet and Gold. With a career scoring average of 23.2 points per game, he leads all Seminoles in that category. Wiggins was the first FSU player to win the Metro Conference scoring title. He was a first-team All-Metro selection in 1981-82 and led the conference in rebounding from the guard position. Wiggins participated on the U.S. National team at the 1982 World Championships. Drafted by the Indiana Pacers in 1983, Wiggins wound up in Chicago then moved on to Houston and Philadelphia of the NBA.

Year	G	FG-FGA	PCT	FT-FTA	PCT	RB-AVG	PTS-AVG
1981-82	22	223-388	.574	77-102	.754	213-9.7	523-23.8
1982-83	24	216-410	.527	112-147	.762	196-8.2	544-22.7
<b>Totals</b>	<b>46</b>	<b>439-798</b>	<b>.550</b>	<b>189-249</b>	<b>.759</b>	<b>409-8.9</b>	<b>1,067-23.2</b>



**38 TIM PICKETT 1,038 PTS.**  
GUARD • 6-4 • 207 • DAYTONA BEACH, FL

One of only two players in FSU history to earn All-ACC First-Team honors. Pickett led the Seminoles to the second round of the NIT in 2004. He scored 1,038 points in two years and averaged 16.7 points per game during his career. Named to the ACC All-Defensive Team in 2003 and 2004 by a vote of both the coaches and the media, Pickett led the ACC in steals in 2003 and in 3-point field goals made in 2004. He totaled 164 steals in only two years in Division I play and ended his career tied for second in ACC history with an average of 2.64 steals per game.

Year	G	FG-FGA	PCT	FT-FTA	PCT	RB-AVG	PTS-AVG
2002-03	29	167-437	.382	77-89	.865	165-5.7	495-17.1
2003-04	33	185-427	.433	63-83	.759	149-4.5	543-16.5
<b>Totals</b>	<b>62</b>	<b>352-864</b>	<b>.407</b>	<b>140-172</b>	<b>.814</b>	<b>314-5.06</b>	<b>1,038-16.7</b>



**35 PEE WEE BARBER 1,062 PTS.**  
GUARD | 5-11 | 175 | HARRISONBURG, VA

A bump and run guard who never slowed down, Pee Wee Barber played big for his size. In 1985-86 he led the Seminoles in scoring (16.8 points per game), assists (5.0 per game) and steals (1.8 per game). He was also named to the Metro Conference All-Tournament team in 1986. Pee Wee, whose given name is Norwood, was drafted by the Portland Trailblazers in 1987.

Year	G	FG-FGA	PCT	FT-FTA	PCT	RB-AVG	PTS-AVG
1985-86	29	204-402	.507	78-102	.765	69-2.5	486-16.8
1986-87	30	191-400	.478	122-152	.803	69-2.3	576-19.2
<b>Totals</b>	<b>59</b>	<b>395-802</b>	<b>.493</b>	<b>200-254</b>	<b>.787</b>	<b>138-2.4</b>	<b>1,062-18.0</b>



**39 LAMARR GREER 1,022 PTS.**  
GUARD/FORWARD | 6-5 | 225 | CAPE MAY, NJ

One of the most versatile players in FSU history, LaMarr Greer started his first two seasons at point guard before moving to the wing for his last two years. He ranks among Florida State's all-time top 10 in five categories.

Year	G	FG-FGA	PCT	FT-FTA	PCT	RB-AVG	PTS-AVG
1994-95	26	55-136	.404	12-16	.750	76-2.9	146-5.6
1995-96	27	91-203	.448	53-83	.639	93-3.4	253-9.4
1996-97	32	91-213	.427	49-80	.613	124-3.9	269-8.4
1997-98	32	127-321	.396	57-76	.750	145-4.5	354-11.1
<b>Totals</b>	<b>117</b>	<b>364-873</b>	<b>.417</b>	<b>171-255</b>	<b>.671</b>	<b>438-3.7</b>	<b>1,022-8.7</b>



**36 RODNEY DOBARD 1,058 PTS.**  
FORWARD | 6-9 | 210 | DELRAY BEACH, FL

Among the top big men in Florida State basketball history, Rodney Dobard helped lead Florida State to the NCAA Tournament three times including to the Elite Eight in 1993. He ranks third in school history with a career 3-point field goal percentage of .585, tied for fourth in games played with 122 and tied for 16th in rebounds with 641. He holds the single-season school record for blocked shots (111) in 1993 and blocked shots in a career (240).

Year	G	FG-FGA	PCT	FT-FTA	PCT	RB-AVG	PTS-AVG
1989-90	29	38-68	.559	12-23	.522	82-2.8	88-3.0
1990-91	29	110-193	.570	27-50	.540	150-5.2	247-8.5
1991-92	29	138-221	.624	43-72	.597	195-6.7	319-11.0
1992-93	35	170-297	.572	64-98	.653	214-6.1	404-11.5
<b>Totals</b>	<b>122</b>	<b>456-779</b>	<b>.585</b>	<b>146-243</b>	<b>.601</b>	<b>641-5.3</b>	<b>1,058-8.7</b>



**40 TOM MCLAUGHLIN 1,019 PTS.**  
FORWARD | 6-3 | 150 | MADISON, IN

Tom McLaughlin was Florida State's first 1,000-career-point scorer and totaled 1,019 points during his four-year career. A member of Florida State's second team during the 1948-49 season, he played for head coach J.K. "Bud" Kennedy. He averaged in double-figure scoring during three of his four seasons and finished his career with an 11.1 points per game average. He helped lead Florida State to its first national tournament appearance in the NAIB District 25 Tournament in 1951 and 1952.

Year	G	FG-FGA	PCT	FT-FTA	PCT	RB-AVG	PTS-AVG
1948-49	21	89-		37-		—	215-10.3
1949-50	25	138-		52-		—	328-13.1
1950-51	21	64-		51-		—	179-8.5
1951-52	25	118-352	.335	61-106	.575	—	297-11.9
<b>Totals</b>	<b>92</b>	<b>409-</b>	<b>—</b>	<b>201-</b>	<b>—</b>	<b>—</b>	<b>1,019-11.1</b>



**37 ISAIAH SWANN 1,053 PTS.**  
GUARD | 6-2 | 198 | GERMANTOWN, MD

One of the top shooters and most athletic players in school history, Isaiah Swann finished his career ranked among the school leaders in 3-point field goals made (172—fifth) and attempted (456—fifth) as well as steals (139—11th). A member of three postseason teams (2006, 2007, 2008), Swann led Florida State to six victories over ranked teams including No. 1-ranked Duke on March 1, 2006. One of the top steals artists in school history, he averaged more than one steal per game (1.1)/139 in 120 games). Swann ranks tied for eighth in school history with 120 games played and missed the final 10 games of his senior with a knee injury.

Year	G	FG-FGA	PCT	FT-FTA	PCT	RB-AVG	PTS-AVG
2004-05	31	58-139	.417	28-37	.757	60-2.0	161-5.2
2005-06	30	92-208	.442	34-52	.654	62-2.1	251-8.4
2006-07	35	126-273	.462	39-49	.796	105-3.0	359-10.3
2007-08	24	93-215	.433	42-50	.840	75-3.1	282-11.8
<b>Totals</b>	<b>120</b>	<b>369-835</b>	<b>.442</b>	<b>143-188</b>	<b>.761</b>	<b>302-2.5</b>	<b>1,053-8.8</b>



**41 WAYNE SMALLS 1,016 PTS.**  
GUARD | 6-2 | 225 | CAMDEN, NJ

Best known for his outside shooting ability, Wayne Smalls was one of the most consistent players to come off of the bench for Florida State. As a senior, Smalls hit 84 percent from the free-throw line to rank among the nation's best.

Year	G	FG-FGA	PCT	FT-FTA	PCT	RB-AVG	PTS-AVG
1973-74	26	105-244	.430	23-30	.767	54-2.1	233-9.0
1974-75	26	141-314	.449	33-43	.767	68-2.6	315-12.1
1975-76	25	82-160	.513	20-31	.645	22-0.9	184-7.4
1976-77	27	129-289	.446	26-31	.838	86-3.1	284-10.5
<b>Totals</b>	<b>104</b>	<b>457-1,007</b>	<b>.454</b>	<b>102-135</b>	<b>.756</b>	<b>230-2.2</b>	<b>1,016-9.8</b>



**42 RAY SWAIN 1,000 PTS.**  
FORWARD | 6-4 | 185 | JACKSONVILLE, FL

Ray Swain was a double-figure scorer who averaged 16.9 points per game over the final 47 games and two seasons of his career. He averaged a career 17.4 points as a junior in helping the Seminoles to 14 wins. Florida State won 15 games in 1962 as he averaged 16.3 points per game. He helped the Seminoles defeat Florida his senior season.

Year	G	FG-FGA	PCT	FT-FTA	PCT	RB-AVG	PTS-AVG
1959-60	25	78-206	.379	50-89	.562	175-7.0	206-8.2
1960-61	24	168-313	.537	82-124	.661	188-7.8	418-17.4
1961-62	23	157-274	.573	62-91	.681	171-7.4	376-16.3
<b>Totals</b>	<b>72</b>	<b>403-793</b>	<b>.508</b>	<b>194-304</b>	<b>.638</b>	<b>534-7.4</b>	<b>1,000-13.9</b>



# RECORDS

## FIELD GOALS

### GAME

GAME	Name	Date	FGM
1.	Ron King vs. Georgia Southern	Feb. 11, 1971	21
2.	Ron King at Pan American	Dec. 23, 1970	17
	Ron King vs. Miami	Jan. 8, 1971	17
	David Thompson vs. South Alabama	Jan. 22, 1977	17
	Mitchell Wiggins at San Diego State	Dec. 24, 1982	17
	Al Thornton at Duke	Feb. 4, 2006	17
7.	Dave Fedor vs. Miami	Jan. 16, 1960	16
	Larry Warren vs. Marshall	Dec. 7, 1974	16
	Murray Brown at Auburn	Dec. 4, 1978	16
	Alton Lee Gipson vs. Tampa	Nov. 26, 1984	16
	Al Thornton vs. Miami	March 3, 2006	16
12.	Dave Fedor vs. Rollins	Feb. 11, 1960	15
	Dave Fedor vs. Tampa	Feb. 26, 1962	15
	Ray Swain at Tampa	Feb. 26, 1962	15
	Dave Cowens vs. George Washington	Dec. 12, 1967	15
	Reggie Royals vs. UC-Irvine	Jan. 30, 1971	15
	Mitchell Wiggins vs. Florida	Jan. 11, 1982	15
	Doug Edwards vs. DePaul	Feb. 23, 1992	15
	Bob Sura vs. Lafayette	Jan. 2, 1994	15
	Al Thornton at Boston College	Jan. 14, 2006	15

### SEASON

SEASON	Name	Year	FGM
1.	Ron King	1970-71	262
2.	Alton Lee Gipson	1983-84	260
3.	Al Thornton	2006-07	244
4.	Tony Dawson	1988-89	242
5.	Bob Sura	1992-93	241
6.	Ron King	1971-72	239
	Mickey Dillard	1979-80	239
	Toney Douglas	2008-09	239
9.	Murray Brown	1978-79	237
10.	Alton Lee Gipson	1984-85	236
11.	Sam Cassell	1992-93	234
12.	David Thompson	1976-77	230
	Murray Brown	1979-80	230
14.	Doug Edwards	1992-93	224
15.	Mitchell Wiggins	1981-82	223

### CAREER

CAREER	Name	Years	FGM
1.	Bob Sura	1991-95	731
2.	James Collins	1993-97	645
3.	Harry Davis	1974-78	640
	Mickey Dillard	1976-81	640
5.	Doug Edwards	1990-93	621
6.	Randy Allen	1984-87	592
7.	Dave Fedor	1959-62	585
8.	Dave Cowens	1967-70	582
9.	Reggie Royals	1970-73	580
10.	David Thompson	1975-78	571
11.	Murray Brown	1976-80	566
12.	Toney Douglas	2007-09	560
13.	Al Thornton	2003-07	546
14.	Ron King	1971-73	542
15.	George McCloud	1985-89	529

## FIELD GOALS ATTEMPTED

### GAME


GAME	Name	Date	FGA
1.	Ham Wernke vs. Tampa	Feb. 14, 1953	37
2.	Rick Benson vs. Beloit	March 9, 1955	32
	Ron King vs. Georgia Southern	Feb. 11, 1971	32
	Al Thornton at Duke	Feb. 4, 2006	32
5.	Ian Morrison at Tampa	Feb. 27, 1967	31
6.	Burt Deckel at Furman	Dec. 14, 1957	30
	Don Bates at Stetson	Feb. 21, 1959	30
8.	Don Bates at Auburn	Dec. 17, 1958	29
	Ron King vs. Miami	Jan. 8, 1971	29
10.	Rick Benson vs. Georgia Teachers	March 1, 1955	28
	Hugh Durham vs. Auburn	Dec. 29, 1958	28
	David Thompson at Jacksonville	Jan. 26, 1977	28
	David Thompson vs. UNC Charlotte	Jan. 29, 1977	28

### SEASON

SEASON	Name	Year	FGA
1.	Ron King	1971-72	558
2.	Toney Douglas	2008-09	536
3.	Bob Sura	1992-93	533
4.	Ron King	1970-71	521
5.	Alton Lee Gipson	1983-84	497
6.	Don Bates	1958-59	495
	David Thompson	1976-77	495
8.	Alton Lee Gipson	1984-85	489
9.	Rick Benson	1954-55	471
10.	Jim Oler	1955-56	470
11.	Sam Cassell	1992-93	466
12.	George McCloud	1988-89	462
13.	Ham Wernke	1954-55	461
14.	Al Thornton	2006-07	460
15.	Tony Dawson	1988-89	459

### CAREER

CAREER	Name	Years	FGA
1.	Bob Sura	1991-95	1626
2.	James Collins	1993-97	1433
3.	Ham Wernke	1951-55	1308
4.	Jim Oler	1952-56	1303
5.	Toney Douglas	2007-09	1251
6.	Mickey Dillard	1976-81	1248
7.	Hugh Durham	1956-59	1230
8.	David Thompson	1975-78	1213
9.	Randy Allen	1984-87	1205
10.	Doug Edwards	1990-93	1194
11.	Reggie Royals	1970-73	1181
12.	Dave Fedor	1959-62	1174



Ron King, who led the Seminoles to the 1972 NCAA National Championship game, is the Seminoles all-time leader for field goals made in a game and in a single season.

# RECORDS

## FIELD GOAL PERCENTAGE

### GAME (MINIMUM 10 ATTEMPTS)

Name	Date	Pct.
1. Greg Grady vs. Illinois State	Feb. 12, 1976	1.000 (11-11)
Tat Hunter at Tampa	Nov. 23, 1985	1.000 (10-10)
Doug Edwards vs. UNC-Asheville	Jan. 2, 1992	1.000 (10-10)
4. Murray Brown at Auburn	Dec. 4, 1978	.941 (16-17)
5. Tharon Mayes vs. Southern Miss.	Jan. 7, 1989	.929 (13-14)
Murray Brown vs. Baptist College	Feb. 5, 1977	.917 (11-12)
7. Doug Edwards vs. NC State	March 13, 1992	.909 (10-11)
8. Charlie Long vs. Auburn	Dec. 21, 1962	.900 (9-10)
Dick Danford vs. The Citadel	Jan. 2, 1968	.900 (9-10)
Otis Johnson vs. Mercer	March 3, 1973	.900 (9-10)
Harry Davis vs. Oregon State	Dec. 29, 1975	.900 (9-10)
Murray Brown vs. Western Kentucky	Nov. 30, 1978	.900 (9-10)
Tony Dawson vs. Florida International	Dec. 2, 1987	.900 (9-10)
Michael Polite vs. Southern Miss.	Jan. 6, 1990	.900 (9-10)
15. Irv Thomas vs. Southern Miss.	Jan. 6, 1990	.875 (14-16)
16. Vernell Ellizy vs. Biscayne College	Dec. 3, 1970	.857 (12-14)
Greg Grady vs. Biscayne	Jan. 20, 1975	.857 (12-14)
Murray Brown vs. Alabama Birmingham	Feb. 20, 1980	.857 (12-14)
Raleigh Choice vs. Southern Miss.	Jan. 18, 1986	.857 (12-14)
Tony Dawson vs. Central Florida	Nov. 25, 1988	.857 (12-14)
Sam Cassell at Clemson	Jan. 20, 1993	.857 (12-14)

### SEASON

Name	Year	FGM-FGA	Pct.
1. Murray Brown	1978-79	237-343	.691
2. Murray Brown	1979-80	230-356	.646
3. Harry Davis	1975-76	143-224	.638
4. William Williams	1969-70	185-291	.636
5. Kirk Luchman	1995-96	97-155	.626
6. Rodney Dobard	1991-92	138-221	.624
7. Murray Brown	1977-78	61-98	.622
8. Jan Gies	1968-69	80-129	.620
9. Kris Anderson	1976-77	65-105	.619
10. Jerome Fitchett	1985-86	126-205	.615
11. Elvis Rolle	1979-80	197-322	.612
Jerome Fitchett	1984-85	74-121	.612
13. Bernard James	2011-12	157-259	.606

### CAREER

Name	Years	FGM-FGA	Pct.
1. Murray Brown	1976-80	566-847	.668
2. Bernard James	2011-12	274-437	.627
3. Elvis Rolle	1979-81	365-619	.590
4. Kris Anderson	1976-81	371-633	.586
5. Rodney Dobard	1989-93	456-779	.585
6. Harry Davis	1974-78	640-1095	.584
7. Trevor Harvey	2001-03	141-245	.576
8. Jerome Fitchett	1984-88	388-677	.573
9. Jan Gies	1967-70	245-428	.572
10. Greg Grady	1973-76	401-708	.566
11. Tat Hunter	1986-89	395-707	.559
12. Willie Williams	1968-70	268-482	.556



Deividus Dulkys made eight 3-point field goals in Florida State's 90-57 win over No. 3 North Carolina on Jan. 14, 2012. His total is tied for the third best single game effort in school history.

## 3-POINT SHOTS MADE

### GAME

Name	Date	3FGM
1. George McCloud at La Salle	Feb. 23, 1989	10
2. Isaiah Swann at Mississippi State	March 20, 2007	9
3. James Collins vs. Connecticut	March 25, 1997	8
Deividus Dulkys vs. North Carolina	Jan. 14, 2012	8
5. Sam Cassell vs. South Florida	Dec. 30, 1992	7
James Collins vs. Tulane	Dec. 10, 1994	7
Adrian Crawford at Temple	Dec. 14, 1998	7
Adrian Crawford at Vanderbilt	Dec. 9, 2000	7
Andrew Wilson at North Carolina	Feb. 21, 2004	7
Von Wafer vs. Wake Forest	Jan. 18, 2005	7
Andrew Wilson vs. Virginia	Feb. 18, 2006	7
Toney Douglas vs. Miami	Jan. 21, 2009	7
13. LaRae Davis vs. Southern Miss.	Feb. 28, 1987	6
LaRae Davis at South Carolina	March 6, 1987	6
George McCloud vs. Alabama State	Feb. 24, 1988	6
George McCloud vs. Florida	Dec. 3, 1988	6
George McCloud vs. Jacksonville	Jan. 11, 1989	6
George McCloud vs. Arkansas	Jan. 18, 1989	6
George McCloud vs. Virginia Tech	March 1, 1989	6
Tharon Mayes vs. Stetson	Dec. 22, 1989	6
Aubry Boyd at Jacksonville	Feb. 16, 1991	6
Sam Cassell at Wake Forest	Jan. 11, 1992	6
Sam Cassell vs. Georgia Tech	Feb. 15, 1992	6
Bob Sura vs. UCLA	Nov. 27, 1992	6
Sam Cassell at Clemson	Jan. 20, 1993	6
Terrell Baker vs. Auburn	Dec. 6, 1998	6
Tim Pickett at Virginia	Jan. 29, 2003	6
Tim Pickett vs. Virginia	March 1, 2003	6
Nate Johnson at Stetson	Dec. 30, 2004	6
Tim Pickett at Florida	Jan. 3, 2004	6
Tim Pickett vs. Savannah State	Feb. 1, 2004	6
Tim Pickett vs. Georgia Tech	Feb. 3, 2004	6
Tim Pickett vs. Duke	Feb. 29, 2004	6
Tim Pickett vs. NC State	March 12, 2004	6
Von Wafer vs. Stetson	Dec. 23, 2004	6
Von Wafer vs. Florida	Jan. 2, 2005	6
Isaiah Swann vs. UAB	Nov. 16, 2007	6
Isaiah Swann vs. Maine	Dec. 8, 2007	6
Toney Douglas vs. Coastal Carolina	Nov. 22, 2008	6
Chris Singleton vs. Butler	Dec. 23, 2010	6

### SEASON

Name	Year	3FGM
1. George McCloud	1988-89	115
2. Tim Pickett	2003-04	110
3. Toney Douglas	2008-09	85
4. Tim Pickett	2002-03	84
5. LaRae Davis	1986-87	80
6. James Collins	1996-97	75
7. Bob Sura	1992-93	73
8. Pee Wee Barber	1986-87	72
George McCloud	1987-88	72
James Collins	1994-95	72
11. Deividus Dulkys	2009-10	71
12. James Collins	1995-96	69
13. Isaiah Swann	2006-07	68
14. Michael Snaer	2011-12	67
15. Von Wafer	2004-05	65

### CAREER

Name	Years	3FGM
1. James Collins	1993-97	255
2. Bob Sura	1991-95	214
3. Deividus Dulkys	2009-12	203
4. George McCloud	1986-89	201
5. Tim Pickett	2002-04	194
6. Toney Douglas	2007-09	178
7. Isaiah Swann	2005-08	172
8. Adrian Crawford	1999-01	135
9. Michael Snaer	2010-Pr.	133
10. Tharon Mayes	1987-90	128
11. LaMarr Greer	1994-98	123
12. Delvon Arrington	1999-02	120
13. Isaiah Swann	2004-Pr.	118
14. Chuck Graham	1985-89	115
15. Ron Hale	1996-00	111
16. Andrew Wilson	2001-06	110
17. Sam Cassell	1991-93	108
Von Wafer	2003-05	108
19. Chris Singleton	2009-11	104
20. Aubry Boyd	1987-91	93
Toney Douglas	2007-08	93
22. Michael Joiner	2001-04	92
Todd Galloway	2003-06	92
24. Ralph Mims	2005-08	89
Luke Loucks	2009-12	88
26. Antwan Dixon	1999-00	83



# RECORDS

## 3-POINT SHOTS ATTEMPTED

GAME	Name	Date	3FGA
1.	George McCloud at La Salle	Feb. 23, 1989	17
2.	Tim Pickett vs. Texas A&M Corpus Christi	Jan. 6, 2003	16
3.	Tim Pickett vs. Florida	Dec. 6, 2002	15
4.	George McCloud vs. Louisville	Feb. 16, 1989	14
	Tim Pickett vs. Wichita State	March 17, 2004	14
	Toney Douglas vs. Miami	Jan. 21, 2008	14
7.	George McCloud vs. Iowa	March 18, 1988	13
	George McCloud vs. Memphis State	Feb. 1, 1989	13
	Bob Sura vs. Temple	Dec. 20, 1992	13
	Derrick Carroll at South Florida	Dec. 11, 1993	13
	James Collins at Clemson	Feb. 17, 1996	13
	Adrian Crawford at Vanderbilt	Dec. 9, 2000	13
	Tim Pickett at Virginia	Jan. 29, 2003	13
	Tim Pickett at North Carolina	Feb. 21, 2004	13
	Tim Pickett vs. Iowa State	March 23, 2004	13
	Isaiah Swann at Mississippi State	March 20, 2007	13
17.	George McCloud vs. Louisville	March 12, 1989	12
	Aubry Boyd vs. La Salle	Dec. 9, 1990	12
	Derrick Carroll vs. Temple	Dec. 20, 1992	12
	Sam Cassell at North Carolina	Jan. 27, 1993	12
	Bob Sura vs. North Carolina	Feb. 27, 1993	12
	James Collins vs. Florida	Feb. 20, 1995	12
	James Collins vs. Wake Forest	Jan. 6, 1996	12
	James Collins vs. Clemson	Jan. 11, 1997	12
	James Collins at NC State	Feb. 26, 1997	12
	James Collins vs. Connecticut	March 25, 1997	12
	Tim Pickett at Virginia Tech	Jan. 4, 2002	12
	Tim Pickett vs. Savannah State	Nov. 24, 2002	12
	Tim Pickett vs. NC State	Jan. 18, 2003	12
	Tim Pickett vs. Duke	Feb. 29, 2004	12
	Von Wafer vs. Stetson	Dec. 23, 2004	12
	Von Wafer vs. Wake Forest	Jan. 18, 2005	12
	Isaiah Swann vs. North Carolina	Feb. 3, 2008	12
	Chris Singleton vs. Butler	Dec 23, 2010	12

## SEASON

SEASON	Name	Year	3FGA
1.	Tim Pickett	2003-04	270
2.	George McCloud	1988-89	262
3.	Tim Pickett	2002-03	259
4.	Toney Douglas	2008-09	221
5.	Bob Sura	1992-93	220
6.	James Collins	1996-97	203
7.	James Collins	1995-96	199
8.	Deividas Dulkys	2009-10	179
9.	Aubry Boyd	1990-91	178
10.	LaRae Davis	1986-87	175
11.	Toney Douglas	2007-08	174
12.	Adrian Crawford	2000-01	166
	Isaiah Swann	2006-07	166
	Michael Snaer	2011-12	166
15.	Deividas Dulkys	2010-11	165
16.	Sam Cassell	1991-92	164
	Bob Sura	1993-94	164
	James Collins	1994-95	164
	Von Wafer	2004-05	164
20.	Pee Wee Barber	1986-87	161
	Tharon Mayes	1989-90	161
	Adrian Crawford	1998-99	161

## CAREER

CAREER	Name	Years	3FGA
1.	James Collins	1993-97	686
2.	Bob Sura	1991-95	640
3.	Deividas Dulkys	2009-12	572
4.	Tim Pickett	2002-04	529
5.	Toney Douglas	2007-08	473
6.	George McCloud	1985-89	468
7.	Isaiah Swann	2005-06	456
8.	LaMarr Greer	1994-98	380
9.	Adrian Crawford	1999-01	375
10.	Delvon Arrington	1999-00	353
	Michael Snaer	2010-Pr.	349
12.	Ron Hale	1996-00	339
13.	Tharon Mayes	1987-90	337
14.	Chuck Graham	1989-94	333
15.	Isaiah Swann	2005-08	317
16.	Chris Singleton	2009-11	315
17.	Andrew Wilson	2001-06	300
18.	Von Wafer	2004-05	296
19.	Sam Cassell	1991-93	295
20.	Aubry Boyd	1987-91	292

## 3-POINT PERCENTAGE

### GAME (MINIMUM 3 ATTEMPTS)

GAME	Name	Date	Pct.
1.	George McCloud at South Carolina	Feb. 14, 1987	1.000 (4-4)
	Jerome Fitchett vs. Pittsburgh	Dec. 28, 1987	1.000 (3-3)
	Brad Johnson vs. Iowa	March 18, 1988	1.000 (3-3)
	George McCloud vs. South Florida	Dec. 20, 1988	1.000 (3-3)
	Chad Copeland vs. Samford	Dec. 19, 1989	1.000 (3-3)
	Michael Polite vs. Rhode Island	Dec. 29, 1989	1.000 (3-3)
	Chuck Graham at Miami	Jan. 18, 1990	1.000 (3-3)
	Chad Copeland vs. Miami	Feb. 17, 1990	1.000 (3-3)
	Bob Sura vs. UNC Asheville	Jan. 2, 1992	1.000 (3-3)
	Sam Cassell at Clemson	Jan. 20, 1993	1.000 (6-6)
	Sam Cassell vs. Tulane	March 20, 1993	1.000 (7-7)
	James Collins vs. South Florida	Nov. 29, 1994	1.000 (7-7)
	Scott Shepherd at Maryland	Feb. 11, 1995	1.000 (3-3)
	LaMarr Greer at Virginia	Jan. 3, 1996	1.000 (3-3)
	Avery Curry vs. Wake Forest	Jan. 6, 1996	1.000 (3-3)
	Geoff Brower at North Carolina	Feb. 24, 1996	1.000 (5-5)
	LaMarr Greer vs. Southwestern Louisiana	Nov. 22, 1996	1.000 (3-3)
	LaMarr Greer vs. Arizona	Dec. 23, 1997	1.000 (3-3)
	Tharon Mayes vs. Monmouth	Feb. 2, 1998	1.000 (5-5)
	Adrian Crawford vs. Wake Forest	Jan. 20, 1999	1.000 (4-4)
	Antwuan Dixon vs. Binghamton	Dec. 21, 2000	1.000 (4-4)
	Adrian Crawford vs. Duke	Jan. 4, 2001	1.000 (3-3)
	Delvon Arrington vs. Virginia	Feb. 17, 2001	1.000 (3-3)
	Adrian Crawford at North Carolina	Feb. 22, 2001	1.000 (4-4)
	Nate Johnson at Stetson	Dec. 28, 2003	1.000 (6-6)
	Ralph Mims vs. Maine	Dec. 8, 2007	1.000 (3-3)
	Ralph Mims vs. College of Charleston	Dec. 18, 2007	1.000 (3-3)
	Toney Douglas at Virginia Tech	Jan. 29, 2008	1.000 (3-3)
	Chris Singleton vs. Alabama	Nov. 27, 2009	1.000 (3-3)
	Derwin Kitchen vs. Maryland	Feb. 4, 2010	1.000 (3-3)
	Deividas Dulkys vs. Stetson	Nov. 16, 2012	1.000 (4-4)
	Michael Snaer vs. Wake Forest	Jan. 25, 2012	1.000 (4-4)

## SEASON

SEASON	Name	Year	Pct.
1.	Andrew Wilson	2005-06	.500 (41-82)
2.	Tharon Mayes	1987-88	.460 (46-100)
3.	Charlie Ward	1991-92	.458 (22-48)
4.	LaRae Davis	1986-87	.457 (80-175)
5.	George McCloud	1987-88	.453 (72-159)
6.	Al Thornton	2006-07	.444 (36-81)
7.	Pee Wee Barber	1986-87	.447 (72-161)
8.	George McCloud	1988-89	.439 (115-262)
	James Collins	1994-95	.439 (72-164)
10.	Damous Anderson	1999-00	.430 (52-121)
11.	Nate Johnson	2003-04	.420 (42-100)
	Adam Waleskowsky	2004-05	.420 (21-50)
13.	Isaiah Swann	2006-07	.410 (68-166)
14.	Tim Pickett	2003-04	.407 (110-270)
15.	Adam Waleskowsky	2003-04	.404 (21-52)
	Michael Snaer	2011-12	.404 (67-166)
17.	Michael Joiner	2001-02	.403 (31-77)
18.	Adrian Crawford	1998-99	.398 (64-161)
19.	Deividas Dulkys	2009-10	.397 (71-179)
20.	Todd Galloway	2002-03	.397 (23-58)
	Toney Douglas	2006-07	.397 (31-78)

## CAREER

CAREER	Name	Years	Pct.
1.	LaRae Davis	1986-87	.457 (80-175)
2.	Jerome Fitchett	1985-88	.448 (26-58)
3.	Pee Wee Barber	1986-87	.447 (72-161)
4.	Al Thornton	2003-07	.438 (63-144)
5.	George McCloud	1986-89	.429 (201-468)
6.	Damous Anderson	1999-00	.412 (54-131)
7.	Nate Johnson	2002-04	.391 (72-184)
8.	Michael Snaer	2010-Pr.	.381 (133-349)
9.	Tharon Mayes	1988-90	.380 (128-337)
10.	Toney Douglas	2007-09	.376 (178-473)
11.	James Collins	1994-97	.372 (255-686)
	Isaiah Swann	2005-08	.372 (118-317)
13.	Toney Douglas	2007-Pr.	.369 (93-252)
14.	Tim Pickett	2002-04	.367 (194-529)
15.	Andrew Wilson	2001-06	.367 (110-300)
16.	Sam Cassell	1992-93	.366 (108-295)
17.	Von Wafer	2003-05	.365 (108-296)
18.	Derrick Carroll	1993-95	.362 (77-213)
19.	Michael Joiner	2001-04	.361 (92-255)
20.	Adrian Crawford	1999-01	.360 (135-375)
21.	Dividas Dulkys	2009-12	.355 (203-572)
22.	Ralph Mims	2005-08	.350 (89-254)
23.	Todd Galloway	2003-06	.359 (92-256)
24.	Chuck Graham	1990-92, 94	.345 (115-333)
	Geoff Brower	1995-98	.345 (58-168)



# RECORDS

## FREE THROWS MADE

GAME	Name	Date	FTM
1.	Jim Oler at Rollins	Jan. 31, 1955	22
	Jim Oler vs. Morningside	Dec. 16, 1955	22
3.	Jim Oler at Rollins	Feb. 13, 1956	20
4.	Jim Oler vs. Boston University	Dec. 20, 1955	17
	Jim Oler vs. Miami	Jan. 7, 1956	17
	Jim Oler at Georgia Teachers College	Jan. 14, 1956	17
	Jim Oler vs. Tampa	Feb. 7, 1956	17
8.	Ham Wernke at Mississippi State	Dec. 4, 1953	16
	Jim Oler vs. Montana State	March 7, 1955	16
	Hugh Durham vs. Loyola of New Orleans	Feb. 20, 1957	16
	Bob Sura vs. South Florida	Nov. 29, 1994	16
12.	Jim Oler at Florida Southern	Feb. 18, 1956	15
	Jim Oler at Miami	Feb. 25, 1956	15
	Hugh Durham vs. Stetson	Jan. 19, 1957	15
	Hugh Durham at Georgia	Jan. 21, 1957	15
	Hugh Durham vs. Georgia	Jan. 2, 1958	15
	Al Thornton vs. Duke	March 1, 2006	15

## SEASON

	Name	Year	FTM
1.	Jim Oler	1955-56	310
2.	Jim Oler	1954-55	221
3.	Toney Douglas	2008-09	186
4.	Gary Schull	1965-66	174
5.	Al Thornton	2006-07	166
6.	Hugh Durham	1958-59	162
7.	Hugh Durham	1956-57	155
	Murray Brown	1978-79	155
9.	George McCloud	1988-89	154
10.	Mickey Dillard	1979-80	151
	Mickey Dillard	1980-81	151
12.	Jim Oler	1953-54	140

## CAREER

	Name	Years	FTM
1.	Jim Oler	1952-56	761
2.	Bob Sura	1991-95	454
3.	Mickey Dillard	1976-81	448
4.	Hugh Durham	1956-59	441
5.	Ham Wernke	1951-55	396
6.	Al Thornton	2003-07	366
7.	Toney Douglas	2007-09	359
8.	Murray Brown	1976-80	338
9.	Doug Edwards	1990-93	332
10.	Gary Schull	1963-66	326
11.	Dave Cowens	1967-70	315
	George McCloud	1985-89	315

## FREE THROWS ATTEMPTED

GAME	Name	Date	FTA
1.	Jim Oler vs. Morningside	Dec. 16, 1955	30
2.	Jim Oler vs. Rollins	Jan. 31, 1955	29
3.	Jim Oler at Georgia Teachers College	Jan. 14, 1956	23
	Jim Oler vs. Florida Southern	Feb. 13, 1956	23
5.	Jim Oler vs. Miami	Jan. 7, 1956	22
	Hugh Durham vs. Stetson	Jan. 7, 1956	22
7.	Jim Oler vs. Tampa	Feb. 7, 1956	21
	Hugh Durham vs. Loyola of New Orleans	Feb. 20, 1957	21
9.	Ham Wernke at Mississippi State	Dec. 4, 1953	20
	Hugh Durham vs. Georgia	Jan. 2, 1958	20
11.	Jim Oler at Stetson	Jan. 29, 1955	19
	Jim Oler vs. Boston University	Dec. 20, 1955	19
	Jim Oler at Florida Southern	Feb. 18, 1956	19
	Gary Schull vs. Memphis	Jan. 15, 1966	19
	Harry Davis vs. Memphis State	Jan. 15, 1978	19
	Murray Brown at Tulane	Jan. 10, 1979	19

## SEASON

	Name	Year	FTA
1.	Jim Oler	1955-56	380
2.	Jim Oler	1954-55	289
3.	Gary Schull	1965-66	248
4.	Toney Douglas	2008-09	232
5.	Murray Brown	1978-79	218
6.	Hugh Durham	1956-57	213
7.	Al Thornton	2006-07	210
8.	Hugh Durham	1958-59	201
9.	Mickey Dillard	1979-80	197
10.	Elvis Rolle	1980-81	195
11.	Ham Wernke	1952-53	193
12.	Mickey Dillard	1980-81	190
	Michael Polite	1990-91	190

## CAREER

	Name	Years	FTA
1.	Jim Oler	1952-56	975
2.	Bob Sura	1991-95	696
3.	Mickey Dillard	1976-81	583
4.	Hugh Durham	1956-59	568
5.	Ham Wernke	1951-55	533
6.	Al Thornton	2003-07	522
7.	Murray Brown	1976-80	483
8.	Gary Schull	1963-66	472
9.	Dave Cowens	1967-70	464
10.	Doug Edwards	1990-93	458
11.	Michael Polite	1988-91	450

## FREE THROW PERCENTAGE

### GAME (MINIMUM 9 ATTEMPTS)

	Name	Date	Pct.
1.	Jim Oler vs. Tampa	Jan. 6, 1954	1.000 (9-9)
	Gary Wold vs. Miami	Dec. 27, 1954	1.000 (10-10)
	Bob Ward vs. New York University	Dec. 30, 1955	1.000 (10-10)
	Hugh Durham at Rollins	Feb. 4, 1957	1.000 (12-12)
	Hugh Durham vs. Murray State	Dec. 7, 1957	1.000 (14-14)
	Hugh Durham vs. Furman	Feb. 6, 1958	1.000 (11-11)
	Hugh Durham at Oklahoma City	Jan. 31, 1959	1.000 (10-10)
	Hugh Durham at Stetson	Feb. 21, 1959	1.000 (10-10)
	Hugh Durham at Miami	Feb. 28, 1959	1.000 (9-9)
	Dave Fedor at Miami	Feb. 27, 1960	1.000 (11-11)
	Ron Melman vs. Georgia Tech	Jan. 20, 1965	1.000 (9-9)
	Darrel Stewart at Florida	Dec. 8, 1965	1.000 (9-9)
	Gary Schull vs. Auburn	Dec. 21, 1965	1.000 (10-10)
	Ron King vs. North Carolina	March 23, 1972	1.000 (10-10)
	Granville Arnold at Virginia Tech	March 3, 1984	1.000 (10-10)
	Tony Dawson vs. Florida International	Dec. 2, 1987	1.000 (10-10)
	George McCloud at Jacksonville	Jan. 11, 1989	1.000 (9-9)
	Doug Edwards vs. Clemson	Feb. 8, 1992	1.000 (14-14)
	Nick Bryant at Florida Atlantic	Dec. 1, 1993	1.000 (11-11)
	Bob Sura vs. South Florida	Nov. 29, 1994	1.000 (16-16)
	Ron Hale vs. Georgia Tech	Feb. 11, 1999	1.000 (9-9)
	Anthony Richardson at Georgia Tech	Jan. 14, 2003	1.000 (10-10)
	Al Thornton at Miami	March 3, 2007	1.000 (11-11)
	Uche Echefu vs. La Salle	Jan. 5, 2008	1.000 (11-11)
	Michael Snaer vs. Auburn	Jan. 4, 2012	1.000 (10-10)

### SEASON

	Name	Year	FTM-FTA	Pct.
1.	Ken Macklin	1969-70	51-57	.895
2.	Brad Johnson	1987-88	41-46	.891
3.	George McCloud	1988-89	154-176	.875
4.	Jerry Shirley	1963-64	59-68	.868
5.	Tim Pickett	2002-03	77-89	.865
6.	Ron Harris	1969-70	46-54	.852
7.	Granville Arnold	1983-84	85-101	.842
8.	Ron Malmen	1964-65	58-69	.841
9.	Randy Cable	1967-68	42-50	.840
10.	Wayne Smalls	1976-77	26-31	.839
11.	Tharon Mayes	1989-90	105-126	.833

### CAREER (MINIMUM 100 MADE)

	Name	Years	FTM-FTA	Pct.
1.	Granville Arnold	1983-85	161-197	.817
2.	Tim Pickett	2002-04	140-172	.814
3.	Jerry Shirley	1963-65	161-198	.813
4.	Toney Douglas	2007-09	359-443	.810
5.	Ralph Mims	2005-08	226-284	.796
6.	Dave Fedor	1960-62	286-363	.788
7.	Pee Wee Barber	1986-87	200-254	.787
	Okaro White	2011-Pr.	148-188	.787
9.	Tharon Mayes	1988-90	200-255	.784
	Jim Oler	1953-56	761-975	.781
11.	George McCloud	1986-89	315-405	.778
12.	Hugh Durham	1957-59	441-568	.776
13.	Uche Echefu	2006-Pr.	175-226	.774
	Vince Martello	1983-84	130-168	.774
15.	Anthony Richardson	2002-05	223-289	.772
	Terrell Baker	1998-99	189-246	.768



# RECORDS

## REBOUNDS

### MOST REBOUNDS - GAME

	Name	Date	Rebounds
1.	Rick Benson vs. Florida Southern	Jan. 7, 1955	32
2.	Dave Cowens vs. LSU	Dec. 16, 1967	31
3.	Dave Cowens at The Citadel	Feb. 7, 1968	30
4.	Dave Cowens vs. Florida Southern	Feb. 27, 1969	29
5.	Dave Fedor at Jacksonville	Dec. 29, 1959	28
	Dave Fedor vs. Rollins	Feb. 11, 1960	28
7.	Gary Schull vs. Jacksonville	Feb. 10, 1966	27
	Dave Cowens vs. Stetson	Feb. 10, 1969	27
9.	Don Boltz vs. Stetson	Jan. 16, 1958	26
	Dave Cowens vs. Hawaii	Jan. 23, 1969	26
11.	Rick Benson vs. Miami	Dec. 20, 1954	25
	Dave Cowens vs. Clemson	Jan. 22, 1970	25
13.	Rick Benson vs. Montana State	March 7, 1955	24
	Rick Benson at Florida Southern	Dec. 7, 1955	24
	Dave Cowens vs. George Washington	Dec. 29, 1967	24
16.	Don Boltz vs. Miami	Jan. 17, 1959	23
	Dave Cowens vs. Florida Southern	Feb. 10, 1968	23
	Lawrence McCray vs. Connecticut	Jan. 6, 1973	23

### MOST REBOUNDS - SEASON

	Name	Year	Rebounds	Avg.
1.	Dave Cowens	1967-68	456	16.9
2.	Rick Benson	1954-55	451	17.3
3.	Dave Cowens	1969-70	447	17.2
4.	Dave Cowens	1968-69	437	17.5
5.	Dave Fedor	1959-60	400	16.0
6.	Reggie Royals	1970-71	390	15.0
7.	Reggie Royals	1971-72	351	11.0
8.	Dave Fedor	1960-61	336	14.0
9.	Gary Schull	1965-66	329	12.7
10.	Don Boltz	1957-58	303	12.1

### 500-REBOUND CLUB

	Name	Years	Games	Avg.	Rebounds
1.	Dave Cowens	1967-70	78	17.2	1340
2.	Reggie Royals	1970-73	84	11.9	1006
3.	Dave Fedor	1959-62	72	13.5	969
4.	Greg Grady	1972-76	100	7.9	793
5.	Tat Hunter	1985-89	117	6.8	790
6.	Doug Edwards	1990-93	93	8.5	788
7.	Gary Schull	1963-66	76	10.1	781
8.	Lawrence McCray	1971-74	84	9.0	759
9.	Corey Louis	1994-98	107	7.1	755
10.	Randy Allen	1984-87	115	6.4	736
11.	Harry Davis	1974-78	108	6.8	734
12.	Kris Anderson	1976-81	107	6.7	715
13.	Bob Sura	1991-95	119	6.0	714
14.	Michael Polite	1987-91	99	6.8	673
15.	Rodney Dobard	1989-93	122	5.2	641
	Al Thornton	2003-07	124	5.2	641
17.	Murray Brown	1976-80	106	6.1	640
18.	David Thompson	1975-78	83	7.5	619
19.	Uche Ecefu	2006-09	131	4.7	613
20.	Bob Williams	1955-57	72	8.4	604
21.	Chris Singleton	2009-11	95	6.2	586
22.	Don Boltz	1957-59	48	11.8	567
23.	Kirk Luchman	1993-97	111	5.0	552
24.	Michael Joiner	2001-04	120	4.6	550
25.	Ray Swain	1959-60	72	11.6	534
	Willie Williams	1968-70	52	10.3	534
27.	Rowland Garrett	1969-72	76	6.9	525
	Zach Perkins	1973-76	82	6.4	525
29.	Jerry Shirley	1963-65	73	7.2	522
30.	Andre Reid	1990-95	121	4.2	507

## ASSISTS

### GAME

	Name	Date	Assists
1.	Otto Petty vs. South Alabama	Jan. 19, 1972	16
	Tony William vs. Jacksonville	Feb. 12, 1983	16
3.	Otto Petty at Pan American	Dec. 23, 1970	15
	Otto Petty vs. Samford	Jan. 16, 1971	15
	Carlton Byrd vs. Stetson	Feb. 12, 1977	15
	Tony Jackson vs. Ala.-Birmingham	Feb. 20, 1980	15
7.	Otto Petty vs. Biscayne	Dec. 3, 1970	14
	Otto Petty vs. Northwestern	Dec. 23, 1972	14
	Wayne Smalls vs. Cal. State-Bakersfield	Dec. 18, 1974	14
10.	Otto Petty at Pan American	Dec. 23, 1970	13
	Otto Petty vs. Stetson	Jan. 17, 1973	13
	Otto Petty vs. Seton Hall	Feb. 3, 1973	13
	Carlton Byrd vs. South Florida	Feb. 9, 1974	13
	Tony William vs. Monmouth College	March 5, 1984	13
	Delvon Arrington at Georgia Tech	Jan. 9, 1999	13
	Luke Loucks vs. North Carolina	March 11, 2012	13

### SEASON

	Name	Year	Assists
1.	Otto Petty	1970-71	227
2.	Tony William	1983-84	215
3.	Tony Jackson	1979-80	213
4.	Otto Petty	1972-73	202
5.	Kerry Thompson	1996-97	184
6.	Delvon Arrington	1999-00	182
	Delvon Arrington	2001-02	182
8.	Delvon Arrington	1998-99	181
9.	Otto Petty	1971-72	173
10.	Kerry Thompson	1997-98	172
11.	Dean Shaffer	1984-85	171
12.	Sam Cassell	1992-93	170
13.	Tony Jackson	1977-78	166
14.	Carlton Byrd	1976-77	159

### CAREER

	Name	Years	Assists
1.	Delvon Arrington	1999-02	688
2.	Otto Petty	1970-73	602
3.	Tony Jackson	1976-80	558
4.	Tony William	1981-84	482
5.	Bob Sura	1991-95	435
6.	Carlton Byrd	1973-77	401
7.	Charlie Ward	1990-94	396
8.	Luke Loucks	2009-12	391
9.	LaMarr Greer	1994-98	361
10.	Kerry Thompson	1996-98	356
	Todd Galloway	2003-06	356
12.	Isaiah Swann	2005-08	328
13.	Skip Young	1968-71	320
14.	Dean Shaffer	1983-85	317
15.	Derwin Kitchen	2009-11	300



Luke Loucks set an ACC Tournament record with a career high 13 assists in Florida State's championship clinching victory North Carolina on March 11, 2012.



# RECORDS

## STEALS

### GAME

GAME	Name	Date	Steals
1.	Chris Singleton vs. UNC Greensboro	Nov. 19, 2010	10
2.	Tony William vs. Memphis State	Feb. 26, 1983	9
	Charlie Ward vs. South Carolina	March 2, 1991	9
	Bob Sura at Georgia Tech	March 2, 1995	9
5.	Charlie Ward at Wake Forest	Jan. 11, 1992	8
	Sam Cassell at Jacksonville	Feb. 2, 1993	8
	Sam Cassell at Connecticut	Feb. 6, 1993	8
8.	Carlton Byrd vs. Troy State	Jan. 8, 1977	7
	Tony Jackson at Tulane	Jan. 7, 1978	7
	Mickey Dillard vs. Florida	Dec. 8, 1979	7
	Tony William vs. South Florida	Dec. 10, 1982	7
	Tony William vs. New Mexico	Feb. 22, 1983	7
	Dean Shaffer at Louisville	Jan. 25, 1984	7
	Charlie Ward vs. Arkansas	Jan. 21, 1991	7
	Charlie Ward vs. Mercer	Jan. 20, 1992	7
	Sam Cassell vs. Maryland Baltimore County	Dec. 28, 1992	7
	Bob Sura vs. UNC Greensboro	Dec. 30, 1993	7
	Kerry Thompson vs. Butler	Dec. 30, 1996	7
	Delvon Arrington at Clemson	Feb. 23, 2002	7
	Tim Pickett vs. Davidson	Dec. 30, 2002	7

### SEASON

SEASON	Name	Year	Steals
1.	Sam Cassell	1992-93	97
2.	Toney Douglas	2007-08	90
3.	Tim Pickett	2002-03	82
	Tim Pickett	2003-04	82
5.	Dean Shaffer	1984-85	81
6.	Terrell Baker	1998-99	80
7.	Tony Williams	1982-83	75
	Charlie Ward	1991-92	75
9.	Tony Jackson	1977-78	73
10.	Charlie Ward	1990-91	71
	Kerry Thompson	1996-97	71
	Chris Singleton	2009-10	71
13.	Dean Shaffer	1983-84	70
14.	Tony William	1981-82	66
15.	Tony Jackson	1979-80	65
	Bob Sura	1993-94	65
17.	Delvon Arrington	1998-99	64
18.	Toney Douglas	2008-09	63
	Toney Williams	1983-84	62
	James Collins	1995-96	62
21.	Delvon Arrington	2001-02	61
22.	Kerry Thompson	1997-98	60

### CAREER

CAREER	Name	Years	Steals
1.	Charlie Ward	1990-94	238
2.	Delvon Arrington	1999-02	225
3.	Bob Sura	1991-95	209
4.	Tony William	1982-84	203
5.	Tony Jackson	1977-80	196
6.	James Collins	1993-97	191
7.	Toney Douglas	2007-09	188
8.	Chris Singleton	2009-11	180
9.	Tim Pickett	2002-04	164
10.	Sam Cassell	1991-93	153
11.	Dean Shaffer	1984-86	151
12.	Mickey Dillard	1977-81	140
13.	Terrell Baker	1997-99	139
	Isaiah Swann	2005-08	139
15.	Deividus Dulkys	2009-12	138
16.	LaMarr Greer	1994-98	136
	Ralph Mims	2005-08	136
18.	Derwin Kitchen	2009-11	133
	Jason Rich	2005-08	133
20.	Tharon Mayes	1988-90	132
21.	Kerry Thompson	1996-98	131
22.	Todd Galloway	2003-04	129

## BLOCKS

### GAME

GAME	Name	Date	Blocks
1.	Andre Reid vs. Bethune Cookman	Dec. 5, 1993	9
	Corey Louis vs. Maryland	Jan. 10, 1995	9
3.	Greg Grady vs. Stetson	Jan. 17, 1973	8
	Doug Edwards at Jacksonville	Feb. 2, 1993	8
	Andre Reid vs. UNC Greensboro	Dec. 30, 1993	8
	Andre Reid vs. Florida Atlantic	Dec. 3, 1994	8
7.	Rodney Dobard vs. Auburn	Dec. 3, 1989	7
	Rodney Dobard vs. UMBC	Dec. 28, 1992	7
	Rodney Dobard vs. Maryland	Jan. 13, 1993	7
	Solomon Alabi vs. Boston College	Feb. 14, 2010	7
10.	Andre Reid vs. Texas Southern	Nov. 27, 1990	6
	Rodney Dobard vs. South Florida	Dec. 18, 1990	6
	Rodney Dobard vs. Louisville	Jan. 12, 1991	6
	Rodney Dobard vs. Memphis State	Feb. 21, 1991	6
	Rodney Dobard vs. UCLA	Nov. 27, 1992	6
	Rodney Dobard vs. South Florida	Dec. 30, 1992	6
	Rodney Dobard at Wake Forest	Jan. 9, 1993	6
	Rodney Dobard at North Carolina	Jan. 27, 1993	6
	Rodney Dobard at NC State	Feb. 17, 1993	6
	Rodney Dobard vs. Evansville	March 18, 1993	6
	Andre Reid vs. Florida Atlantic	Dec. 1, 1993	6
	Andre Reid vs. Florida	Dec. 17, 1994	6
	Corey Louis at Maryland	Feb. 11, 1995	6
	Randell Jackson vs. Marist	Dec. 28, 1996	6
	Randell Jackson vs. Virginia	Feb. 28, 1998	6
	David Anderson vs. Duke	Jan. 16, 2000	6
	Solomon Alabi vs. Charleston Southern	Dec. 19, 2008	6
	Xavier Gibson vs. Stetson	Nov. 18, 2009	6
	Solomon Alabi vs. Georgia State	Dec. 15, 2009	6

### SEASON

SEASON	Name	Year	Blocks
1.	Rodney Dobard	1992-93	111
2.	Bernard James	2010-11	82
	Bernard James	2011-12	82
4.	Solomon Alabi	2009-10	71
5.	Corey Louis	1994-95	74
6.	Solomon Alabi	2007-08	73
7.	Alton Lee Gipson	1983-84	55
8.	Andre Reid	1993-94	53
9.	Corey Louis	1997-98	50
10.	Chris Singleton	2010-11	41
11.	Elvis Rolle	1980-81	47
	Alton Lee Gipson	1984-85	47
	Rodney Dobard	1990-91	47
14.	Rodney Dobard	1991-92	46
	Randell Jackson	1996-97	46
16.	Doug Edwards	1992-93	44
	Mike Mathews	2000-01	44
18.	Corey Louis	1995-96	43

### CAREER

CAREER	Name	Years	Blocks
1.	Rodney Dobard	1989-93	240
2.	Corey Louis	1994-98	197
3.	Bernard James	2011-12	164
4.	Andre Reid	1990-95	160
5.	Doug Edwards	1990-93	121
6.	Mike Mathews	2001-04	118
7.	Randell Jackson	1995-98	113
8.	Randy Allen	1984-87	103
9.	Alton Lee Gipson	1983-85	102
10.	Xavier Gibson	2009-12	100
11.	Elvis Rolle	1979-81	89
12.	Jerome Fitchett	1984-88	86
13.	Anthony Richardson	2001-05	84
	Solomon Alabi	2008-Pr.	84
15.	Ron Hale	1996-00	77
16.	Al Thornton	2003-07	74
17.	Kirk Luchman	1994-97	72
18.	Uche Echefu	2006-09	68
19.	Irv Thomas	1989-90	66
	Alexander Johnson	2004-06	66
21.	Trevor Harvey	2002-03	60
22.	Murray Brown	1977-80	58
23.	Michael Joiner	2001-04	57
24.	Uche Echefu	2006-Pr.	56
23.	David Anderson	2000-02	54
	Adam Waleskowski	2002-05	54



# RECORDS

## GAMES PLAYED

### CAREER

	Name	Years	Games
1.	Luke Loucks	2009-12	136
2.	Uche Echefu	2006-09	131
	Deividas Dulkys	2009-12	131
4.	Andrew Wilson	2001-06	129
	Jason Rich	2005-08	129
6.	Ralph Mims	2005-08	128
7.	Ryan Reid	2007-10	126
8.	Al Thornton	2003-07	124
	Xavier Gibson	2009-12	124
10.	Todd Galloway	2003-06	123
11.	Rodney Dobard	1989-93	122
	Adam Waleskowski	2001-05	122
13.	Andre Reid	1990-95	121
14.	Ron Hale	1996-00	120
	Michael Joiner	2001-04	120
	Isaiah Swann	2005-08	120
17.	Bob Sura	1991-95	119
	Anthony Richardson	2001-05	119
19.	Jerome Fitchett	1984-88	118
	Chuck Graham	1989-94	118
	Delvon Arrington	1999-02	118
22.	Tat Hunter	1985-89	117
	George McCloud	1985-89	117
	LaMarr Greer	1994-98	117
25.	Maurice Myrick	1981-85	116
	Aubry Boyd	1987-91	116
27.	Mickey Dillard	1976-80	115
	Randy Allen	1984-87	115
	Mike Mathews	2001-04	115

## GAMES STARTED

### CAREER

	Name	Years	Games Started
1.	Delvon Arrington	1999-02	117
2.	Randy Allen	1984-87	111
3.	Jason Rich	2005-08	106
4.	Michael Joiner	2001-04	105
5.	James Collins	1994-97	102
6.	LaMarr Greer	1995-98	101
7.	Toney Douglas	2007-09	95
8.	Bob Sura	1992-95	99
9.	Doug Edwards	1991-93	93
10.	Chris Singleton	2009-11	91
11.	Tony Jackson	1977-80	89
	Corey Louis	1995-98	89
13.	Rodney Dobard	1990-93	88
14.	Uche Echefu	2006-09	87
15.	Reggie Royals	1971-73	84
	Lawrence McCray	1972-74	84
	Isaiah Swann	2005-08	84
18.	Derwin Kitchen	2009-11	82
19.	Greg Grady	1973-76	79
20.	Larry Warren	1974-76	78

## DOUBLE-DOUBLES

### SEASON

	Name	Years	Games
1.	Dave Cowens	1968-69	23
2.	Dave Cowens	1969-70	21
	Reggie Royals	1970-71	21
4.	Dave Cowens	1967-68	18
5.	Gary Schull	1965-66	17
	Reggie Royals	1971-72	17
7.	Willie Williams	1969-70	16
	Doug Edwards	1992-93	16
9.	Dave Fedor	1959-60	14
	Greg Grady	1974-75	14
11.	Doug Edwards	1991-92	13
12.	Dick Artmeier	1954-55	12
	Rowland Garrett	1971-72	12
14.	Reggie Royals	1972-73	11
	Elvis Rolle	1979-80	11
	Elvis Rolle	1980-81	11
	Michael Polite	1989-90	11
18.	Rowland Garrett	1970-71	10
	Lawrence McCray	1973-74	10
	Mitchell Wiggins	1981-82	10
	Michael Polite	1990-91	10
22.	Lawrence McCray	1972-73	9
	Greg Grady	1973-74	9
	Harry Davis	1976-77	9
	Murray Brown	1978-79	9
	Tat Hunter	1987-88	9

	Name	Years	Games
	Irv Thomas	1989-90	9
	Alexander Johnson	2005-06	9
29.	Dave Fedor	1961-62	8
	Murray Brown	1979-80	8
	Randy Allen	1986-87	8
	Tony Dawson	1987-88	8
	Tat Hunter	1988-89	8
	Al Thornton	2005-06	8
35.	Dave Fedor	1960-61	7
	Jan Gies	1967-68	7
	Vernell Ellzy	1970-71	7
	Lawrence McCray	1971-72	7
	Doug Edwards	1990-91	7
	Corey Louis	1994-95	7
	Chris Singleton	2009-11	7
	Bernard James	2001-12	7
43.	Willie Williams	1968-69	6
	Otto Petty	1970-71	6
	Tony Dawson	1988-89	6
	Irv Thomas	1988-89	6
	Corey Louis	1997-98	6

### CAREER

	Name	Years	No.
1.	Dave Cowens	1968-70	65
2.	Reggie Royals	1971-73	51
3.	Doug Edwards	1991-93	36
4.	Greg Grady	1973-76	31
5.	Dave Fedor	1960-62	29
6.	Lawrence McCray	1972-74	26
	Elvis Rolle	1979-81	26
8.	Rowland Garrett	1970-72	24
9.	Rick Benson	1952-55	23
	Willie Williams	1969-70	23
11.	Gary Schull	1964-66	21
	Michael Polite	1988-91	21
	Murray Brown	1977-80	21
	Harry Davis	1975-78	21
15.	Corey Louis	1995-98	19
	Tat Hunter	1986-89	19
17.	Mitchell Wiggins	1982-83	16
	Randy Allen	1984-87	16
	Al Thornton	2003-07	16
20.	Irv Thomas	1989-90	15
21.	Tony Dawson	1988-89	14
22.	David Thompson	1976-78	13
	Kris Anderson	1977-79, 81	13
24.	Dick Artmeier	1953-56	12
	Otto Petty	1971-73	12
	Zach Perkins	1973-76	12
28.	Chris Singleton	2009-11	11
	Bernard James	2011-12	11
30.	Dick Danford	1966-68	9
	Jan Gies	1968-70	9
	Vernell Ellzy	1970-71	9
	Alton Lee Gipson	1984-85	9
	Alexander Johnson	2004-06	9
	Uche Echefu	2006-09	9
36.	Rodney Dobard	1990-93	8
	Kirk Luchman	1994-97	8
38.	Gary Wold	1953-56	6
	Carlton Byrd	1974-77	6
	Solomon Alabi	2008-10	6
41.	Larry Warren	1974-76	5
	Randell Jackson	1996-98	5
	Delvon Arrington	1999-02	5
	Nigel Dixon	2000-02	5
	Tim Pickett	2003-04	5
46.	Jerry Shirley	1963-65	4
	Bill Glenn	1966-67	4
	Ron King	1971-73	4
	Zach Perkins	1973-76	4
	Maurice Robinson	1993-94	4
	Ron Hale	1997-00	4
	Antwan Dixon	1999-02	4

## TRIPLE-DOUBLES

### SEASON

	Name, Opponent	Date	Pts.	Rebs.	Assists
1.	Reggie Royals vs. Georgia Southern	Dec. 1, 1972	12	16	10
	Bob Sura vs. NC State	Jan. 15, 1995	19	12	12
	Chris Singleton vs. UNC Greensboro	Nov. 17, 2010	22	11	10

### CAREER

	Name, Opponent	Date	Pts.	Rebs.	Assists
1.	Reggie Royals vs. Georgia Southern	Dec. 1, 1972	12	16	10
	Bob Sura vs. NC State	Jan. 15, 1995	19	12	12
	Chris Singleton vs. UNC Greensboro	Nov. 17, 2010	22	11	10











# ALL-TIME SCORING

Rank	Name	Years	GP	FGM	FGA	Pct.	3FGM	3FGA	Pct.	FTM	FTA	Pct.	Points	Avg.
	George Edmiston	1950	14	5						18			28	2.0
	Cyrill Stitt	1973-75	15	14	33	.424				0	1	.000	28	1.9
	Jerry Cox	1978-80	21	7	22	.318				14	22	.636	28	1.3
274.	Kelvin McClendon	1996	9	9	28	.321	2	6	.333	7	15	.467	27	3.0
	Joey Barnes	1988-90	28	11	33	.333	2	13	.154	3	8	.375	27	1.0
276.	George Folliard	1949-50	8	10							5		25	3.1
	Ray Donald	1992	21	10	28	.357	0	2	.000	5	6	.833	25	1.2
278.	Jim Hardesty	1952	8	10	36	.278				4	7	.571	24	3.0
279.	Marcell Haywood	2001-03	48	8	15	.533	0	0	.000	7	20	.350	23	0.5
280.	Edwin Reeves	1954	11	4						13			21	1.9
	Roy Glover	1970-71	14	9	37	.243				3	10	.300	21	1.5
282.	Nick Bryant	1994	9	2	8	.250	1	3	.333	15	17	.882	20	2.2
283.	Scott Wilkes	1982-83	22	7	21	.333				4	8	.500	18	0.8
284.	George Kallish	1953	6	6						5			17	2.8
	Bill Archer	1959	13	6	16	.375				5	8	.625	17	1.3
	Ryan Lowery	2001-02	32	6	29	.207	3	14	.214	2	3	.667	17	0.5
288.	Jim Wallace	1964	6	7	10	.700				1	4	.250	15	2.5
	Jon Fedor	1988	16	6	19	.316	0	0	.000	3	11	.273	15	0.9
289.	Darryll Mahoney	1956	9	6	12	.500				2	3	.667	14	1.6
	Joey Moreau	2010-Pr.	23	2	10	.200	2	9	.222	8	8	1.000	14	0.6
291.	Clyde Eads	1961	4	5						2	6	.333	12	3.0
	Jerry Ellenwood	1952	5	5						2			12	2.4
	Tom Nissalke	1954	7	4						4			12	1.7
	Ed Young	1980-81	19	4	20	.200	4	9	.444				12	0.6
295.	Malcolm Nicholas	1991	6	3	7	.429	1	2	.500	4	9	.444	11	1.8
296.	John Harrison	1974-75	8	4	8	.500				2	7	.286	10	1.3
	Stephen Gruhl	1992-93	11	4	11	.364	0	0	.000	2	5	.400	10	0.9
298.	Larry Bulger	1964	1	3	3					3	3	1.00	9	9.0
	John Amick	1972	11	3	10	.300				3	3	1.00	9	0.8
	Josue Soto	2007	13	4	11	.364	0	4	.000	1	4	.250	9	0.7
301.	Chuck Miller	1952	5	3						2			8	1.6
	Emanuel Gordon	2003-04	9	3	5	.600	2	3	.667	0	0	.000	8	0.9
	Rafael Portuondo	2011-12	10	2	7	.286	1	5	.200	3	4	.750	8	0.8
304.	Mark Gilbert	1975	6	2	2	1.00				3	7	.429	7	1.2
	David Grabuloff	1994	8	2	8	.250	0	2	.000	3	4	.750	7	0.9
	Antwan Space	2012	10	3	11	.273	0	3	.000	1	1	1.000	7	0.7
	Terry Martin	1985	11	2	6	.333				3	3	1.00	7	0.6
308.	Bob Albertson	1952	4	3						0			6	1.5
	Bob Wilcox	1952	5	1						4			6	1.2
	Bob Cummings	1950	6	2						2			6	1.0
	Dave Vetica	1977	8	3	7	.429				0	4	.000	6	0.8
	Steve Summers	1967	9	3	5	.600				0	1	.000	6	0.7
313.	Dwight Osha	1950	1	2						1			5	5.0
	Adrian McPherson	2002	3	1	2	.500	1	1	1.00	2	2	1.00	5	1.7
	John Bloodworth	1966	7	2	12	.167				1	1	1.00	5	0.7
	Andrew Rutledge	2010-11	8	2	8	.250	1	3	.333	0	0	.000	5	0.6
	Jack Wilson	1948	9	2						1			5	0.6
318.	Dan Mady	1950	1	2						0			4	4.0
	Brook Bishop	1952	1	2						0			4	4.0
	Lenny Hall	1967	1	2	2	1.00				0	0	.000	4	4.0
	Billy Parker	1948	3	1						2			4	1.3
	Gerald Smith	1952	3	2						0			4	1.3
	Jay Nasworthy	1994, 96	3	2	2	1.00	0	0	.000	0	0	.000	4	1.3
	Ben Engstrom	2005	5	2	3	.667	0	0	.000	0	0	.000	4	0.8
	Ramone Penny	2004	6	0	2	.000	0	1	.000	4	6	.667	4	0.7
	David Brownyard	1973-74	9	1	6	.167				2	3	.667	4	0.4
327.	Mark Brodie	1975	4	1	8	.125				1	1	1.00	3	0.8
	Jordan Bolton	2008	4	1	4	.250	1	3	.333	0	0	.000	3	0.8
	Jerry Hohne	1959	5	1	4	.250				1	2	.500	3	0.6
	Marvin Haynes	1980	5	1	4	.250				1	2	.500	3	0.6
	Lance Kimrey	1969-70	6	0	4	.000				3	4	.750	3	0.5
	Bill Giswold	1963	7	1	2	.500				1	4	.250	3	0.4
	Ben O'Donnell	2008	8	1	4	.250	1	3	.333	0	0	.000	3	0.4
	Blake Miles	1989-90	11	1	4	.250	1	1	1.00	0	1	.000	3	0.3
	Nate Moran	2001-03	15	0	9	.000	0	6	.000	3	4	.750	3	0.2
336.	Howard Calhoun	1948	1	1						0			2	2.0
	John Pierce	1948	1	1						0			2	2.0
	Bob Gemming	1964	1	1						0	0	.000	2	2.0
	Sonny Detmer	1965	1	1	2	.500				0	0	.000	2	2.0
	Bob Comparato	1967	1	0	0	.000				2	2	1.00	2	2.0
	Russ Forkey	1967	1	1	5	.200				0	0	.000	2	2.0
	Ron Nemergut	1971	1	1	3	.333				0	1	.000	2	2.0
	Ron Ealy	1978	1	0	3	.000				2	3	.667	2	2.0
	Calvin Collins	1949	2	1						0			2	1.0
	Jim Geller	1967	2	1	1	1.00				0	0	.000	2	1.0
	Maurice Stanfill	1949	3	0						2			2	0.7
	Tim Barrow	1968	3	1	2	.500				0	0	.000	2	0.7
	Jeff Coleman	1982	3	1	1	1.00				0	0	.000	2	0.7
	Alton Sheffield	1998	3	1	2	.500	0	0	.000	0	0	.000	2	0.7
	Brock Daniels	1999	3	0	3	.000	0	0	.000	2	2	1.00	2	0.7
	Eric Larson	1986	4	0	3	.000				2	3	.667	2	0.5
	Aaron Morris	1999	4	0	4	.000	0	1	.000	2	2	1.00	2	0.5
	Chris Hull	1999-00	5	1	4	.250	0	1	.000	0	0	.000	2	0.4
	Will Wightman	2003	8	1	4	.250	0	2	.000	0	0	.000	2	0.3
	Gibson Pierre	1998-99	11	1	1	1.00	0	0	.000	0	0	.000	2	0.2
	A.J. Yawn	2010-11	11	0	8	.000	0	2	.000	2	10	.200	2	0.2
357.	Charlie Fellows	1948-49	3	0						1			1	0.3
	Val Hinton	1964	3	0	0	.000				1	1	1.00	1	0.3
	Steve Bakich	1984	3	0	0	.000				1	2	.500	1	0.3
	Levi Osborne	2000	3	0	0	.000	0	0	.000	1	2	.500	1	0.3



# SCORING & STATS

Rank	Name	Years	GP	FGM	FGA	Pct.	3FGM	3FGA	Pct.	FTM	FTA	Pct.	Points	Avg.
	Bob McKay	1949	4	0						1			1	0.3
	Booney Crawford	1982	5	0	3	.000				1	2	.500	1	0.2
	Mike Kundid	1976-77	7	0	7	.000				1	2	.500	1	0.1
364.	Wendell Barnes	1948	1	0						0			0	0.0
	Slick Edwards	1948	1	0						0			0	0.0
	Ray Schoneck	1948	1	0						0			0	0.0
	Don Williams	1948	1	0						0			0	0.0
	Don Grant	1948	1	0						0			0	0.0
	Bill Falzone	1949	1	0						0			0	0.0
	Lee Corso	1956	1	0	0	.000				0	0	.000	0	0.0
	Merle Bryant	1957	1	0						0			0	0.0
	Charlie Rodgers	1958	1	0	0					0		.000	0	0.0
	Mohler Hobbs	1959	1	0	0	.000				0	1	.000	0	0.0
	Denny Parker	1969	1	0	0	.000				0	0	.000	0	0.0
	Tommy Polley	1997	1	0	1	.000	0	0	.000	0	0	.000	0	0.0
	Eddie Vanderwerff	2009	1	0	1	.000	0	0	.000	0	0	.000	0	0.0
	Bobby Roesch	1948	2	0						0			0	0.0
	Boe Averitt	1952	2	0						0			0	0.0
	Don Alford	1955	2	0	1	.000				0	0	.000	0	0.0
	John Wood	1956	2	0	0	.000				0	0	.000	0	0.0
	John Strasemeier	1961	2	0	0					0		.000	0	0.0
	Artie Fryer	1972	2	0	1	.000	0	1	.000	0			0	0.0
	Bill Wright	1972	2	0	1	.000				0	0	.000	0	0.0
	Curtis Azama	1994	2	0	1	.000	0	0	.000	0	0	.000	0	0.0
	Marcel Thomas	1998	2	0	2	.000	0	0	.000	0	0	.000	0	0.0
	Andrew Skwara	1999	2	0	0	.000	0	0	.000	0	0	.000	0	0.0
	Rick Campbell	1967	3	0	6	.000				0	0	.000	0	0.0
	Jim Calkin	1972	3	0	0	.000				0	1	.000	0	0.0
	Scott Matchett	1980-81	3	0	1	.000				0	0	.000	0	0.0
	Ansley Abraham	1974	4	0	3	.000				0	0	.000	0	0.0
	Scott Porter	1992-93	4	0	3	.000	0	0	.000	0	2	.000	0	0.0
	David MacPhee	1987	5	0	5	.000	0	1	.000	0	1	.000	0	0.0
	Pete Murray	2001	5	0	1	.000	0	0	.000	0	2	.000	0	0.0
	Steve Dillard	1981	6	0	3	.000				0	0	.000	0	0.0
	Adam Krieg	2002	8	0	1	.000	0	0	.000	0	0	.000	0	0.0
	Orenn Fells	2003	8	0	1	.000	0	0	.000	0	5	.000	0	0.0

## STATISTICS BY CATEGORY

### SCORING

Game:.....46.. Ron King vs. Georgia Southern (Feb. 11, 1971)  
 Season:.....751.. Toney Douglas (2008-09)  
 Freshman:.....380.. Bob Sura (1991-92)  
 Sophomore:.....675.. Bob Sura (1992-93)  
 Junior:.....635.. Mickey Dillard (1979-80)  
 Senior:.....751.. Toney Douglas (2008-09)  
 Career:.....2,130.. Bob Sura (1991-95)

### SCORING AVERAGE

Season:.....29.7.. Jim Oler (1955-56)  
 Freshman:.....12.8.. Jim Lyttle (1965-66)  
 Sophomore:.....22.7.. Ron King (1970-71)  
 Junior:.....23.8.. Mitchell Wiggins (1981-82)  
 Senior:.....29.7.. Jim Oler (1955-56)  
 Career:.....23.2.. Mitchell Wiggins (1981-83)

### REBOUNDS

Game:.....32.. Rick Benson vs. Florida Southern (Jan. 7, 1955)  
 Season:.....456.. Dave Cowens (1967-68)  
 Freshman:.....210.. Corey Louis (1994-95)  
 Sophomore:.....456.. Dave Cowens (1967-68)  
 Junior:.....437.. Dave Cowens (1968-69)  
 Senior:.....447.. Rick Benson (1954-55)

### REBOUNDING AVERAGE

Season:.....17.5.. Dave Cowens (1968-69)  
 Freshman:.....7.8.. Corey Louis (1994-95)  
 Sophomore:.....17.0.. Dave Cowens (1967-68)  
 Junior:.....17.5.. Dave Cowens (1968-69)  
 Senior:.....17.2.. Dave Cowens (1969-70)  
 Career:.....17.2.. Dave Cowens (1967-70)

### ASSISTS

Game:.....16.. Otto Petty vs. South Alabama (Jan. 19, 1972)  
 16.. Tony William vs. Jacksonville (Feb. 12, 1983)  
 Season:.....227.. Otto Petty (1970-71)  
 Freshman:.....181.. Delvon Arrington (1998-99)  
 Sophomore:.....227.. Otto Petty (1970-71)  
 Junior:.....184.. Kerry Thompson (1996-97)  
 Senior:.....215.. Tony William (1983-84)  
 Career:.....688.. Delvon Arrington (1998-02)

### STEALS

Game:.....9.. Tony William vs. Memphis State (Feb. 26, 2983)  
 9.. Charlie Ward vs. South Carolina (March 2, 1991)  
 9.. Bob Sura vs. Georgia Tech (March 2, 1995)  
 Season:.....97.. Sam Cassell (1992-93)  
 Freshman:.....71.. Charlie Ward (1990-91)  
 Sophomore:.....75.. Charlie Ward (1991-92)  
 Junior:.....90.. Toney Douglas (2007-08)  
 Senior:.....82.. Tim Pickett (2003-04)  
 Career:.....238.. Charlie Ward (1990-94)

### BLOCKED SHOTS

Game:.....9.. Andre Reid vs. Bethune-Cookman (Dec. 5, 1993)  
 9.. Corey Louis vs. Maryland (Jan. 10, 1995)  
 Season:.....111.. Rodney Dobard (1992-93)  
 Freshman:.....74.. Corey Louis (1994-95)  
 Sophomore:.....75.. Solomon Alabi (2009-10)  
 Junior:.....82.. Bernard James (2010-2011)  
 Senior:.....111.. Rodney Dobard (1992-93)  
 Career:.....240.. Rodney Dobard (1989-93)

### FIELD GOAL PERCENTAGE

Game:.....1,000.. Tat Hunter at Tampa (Nov. 23, 1985) (10-10)  
 1,000.. Doug Edwards vs. UNCA (Jan. 2, 1992) (10-10)  
 Season:.....691.. Murray Brown (1978-79)  
 Career:.....668.. Murray Brown (1976-80)

### FIELD GOALS MADE

Game:.....21.. Ron King vs. Georgia Southern (Feb. 11, 1971)  
 Season:.....262.. Ron King (1970-71)  
 Freshman:.....126.. Chuck Graham (1989-90)  
 Sophomore:.....262.. Ron King (1970-71)  
 Junior:.....260.. Alton Lee Gipson (1983-84)  
 Senior:.....244.. Al Thornton (2006-07)  
 Career:.....731.. Bob Sura (1991-95)

### FIELD GOALS ATTEMPTED

Game:.....37.. Ham Werne vs. Tampa (Feb. 14, 1953)  
 Season:.....558.. Ron King (1971-72)  
 Freshman:.....270.. James Collins (1993-94)  
 Sophomore:.....533.. Bob Sura (1992-93)  
 Junior:.....558.. Ron King (1971-72)  
 Senior:.....536.. Toney Douglas (2008-09)  
 Career:.....1,626.. Bob Sura (1991-95)

### 3-POINT FIELD GOALS MADE

Game:.....10.. George McCloud at La Salle (Feb. 23, 1989)  
 Season:.....115.. George McCloud (1988-89)  
 Freshman:.....43.. Von Wafer (2003-04)  
 Sophomore:.....73.. Bob Sura (1992-93)  
 Junior:.....84.. Tim Pickett (2002-03)  
 Senior:.....115.. George McCloud (1988-89)  
 Career:.....255.. James Collins (1993-97)

### 3-POINT FIELD GOALS ATTEMPTED

Game:.....17.. George McCloud at La Salle (Feb. 23, 1989)  
 Season:.....270.. Tim Pickett (2003-04)  
 Freshman:.....132.. Von Wafer (2003-04)  
 Sophomore:.....220.. Bob Sura (1992-93)  
 Junior:.....259.. Tim Pickett (2002-03)  
 Senior:.....270.. Tim Pickett (2003-04)  
 Career:.....686.. James Collins (1993-97)

### FREETHROW PERCENTAGE

Game:.....1,000.. Bob Sura vs. USF (Nov. 29, 1994) (16-16)  
 Season:.....895.. Ken Macklin (1969-70)  
 Career:.....817.. Granville Arnold (1983-85)

### FREETHROWS MADE

Game:.....22.. Jim Oler at Rollins (Jan. 31, 1955)  
 22.. Jim Oler vs. Morningside (Dec. 16, 1955)  
 Season:.....310.. Jim Oler (1955-56)  
 Freshman:.....106.. Alexander Johnson (2003-04)  
 Sophomore:.....155.. Hugh Durham (1956-57)  
 Junior:.....221.. Jim Oler (1954-55)  
 Senior:.....310.. Jim Oler (1955-56)  
 Career:.....761.. Jim Oler (1952-56)

### FREETHROWS ATTEMPTED

Game:.....30.. Jim Oler vs. Morningside (Dec. 16, 1955)  
 Season:.....380.. Jim Oler (1955-56)  
 Freshman:.....157.. Alexander Johnson (2003-04)  
 Sophomore:.....213.. Hugh Durham (1956-57)  
 Junior:.....289.. Jim Oler (1954-55)  
 Senior:.....380.. Jim Oler (1955-56)  
 Career:.....975.. Jim Oler (1952-56)

### GAMES PLAYED

Season:.....35.. Sam Cassell (1992-93), Rodney Dobard  
 (1992-93), Al Thornton (2006-07),  
 Jason Rich (2006-07), Isaiah Swann (2006-07),  
 Uche Echefu (2006-07), Jerel Allen (2006-07),  
 Ralph Mims (2006-07), Ryan Reid (2006-07,  
 2008-09), Toney Douglas (2008-09), Solomon  
 Alabi (2008-09), Chris Singleton (2008-09),  
 Luke Loucks (2008-09, 2011-12), Jordan De  
 Mercy (2008-09), Michael Snaer (2011-12),  
 Bernard James (2011-12), Okaro White (2011-  
 12), Devidas Dulkys (2011-12), Xavier Gibson  
 (2011-12), Jon Kreft (2011-12)  
 Career:.....136.. Luke Loucks (2009-12)  
 Consecutive  
 In A Career:.....136.. Luke Loucks (2009-12)

### GAMES STARTED

Season:.....35.. Sam Cassell (1992-93), Rodney Dobard  
 (1992-93), Al Thornton (2006-07), Uche  
 Echefu (2006-07), Bernard James (2012), Luke  
 Loucks (2012), Xavier Gibson (2012)  
 Career:.....117.. Delvon Arrington (1999-02)  
 Consecutive  
 In A Career:.....110.. Delvon Arrington (1999-02)





# YEAR-BY-YEAR ALL-TIME STATS

## 1947-48

RECORD: 5-13	HOME: 5-2	AWAY: 0-11			
Player	G	FGM	FTM	PTS	AVG
Kratzert	17	58	48	164	9.6
Williams	13	36	38	110	8.5
Dickson	17	33	30	96	5.6
Pavy	16	37	18	92	5.8
Chaudron	17	28	20	76	4.5
Maxwell	12	28	10	66	5.5
McCrary	14	23	18	64	4.6
Hilaman	16	23	16	62	3.9
Wyman	17	20	13	53	3.1
Osteen	11	19	6	44	4.0
Nettles	12	2	6	10	0.8
Wilson	9	2	1	5	0.6
Parker	3	1	2	4	1.3
Calhoun	1	1	0	2	2.0
Pierce	1	1	0	2	2.0
Barnes	1	0	0	0	0.0
Edwards	1	0	0	0	0.0
Schoneck	1	0	0	0	0.0
Williams	1	0	0	0	0.0
Grant	1	0	0	0	0.0
Fellows	1	0	0	0	0.0
Roesch	2	0	0	0	0.0
<b>FSU18</b>	<b>312</b>	<b>226</b>	<b>850</b>	<b>47.2</b>	
<b>Opponents</b>	<b>18</b>	<b>368</b>	<b>242</b>	<b>978</b>	<b>54.3</b>

## 1948-49

RECORD: 12-12	HOME: 8-3	AWAY: 3-7	NEUTRAL: 1-2			
Player	G	FGM	FTM	PTS	AVG	
Benjamin	24	109	30	248	10.3	
McLaughlin	21	90	37	217	10.3	
Weigle	24	77	52	206	8.6	
Adams	23	64	15	143	6.2	
Kendall	20	47	36	130	6.5	
Pence	17	26	15	67	3.9	
Wyman	22	18	20	56	2.5	
Pavy	18	16	17	49	2.7	
Nettles	19	13	4	30	1.6	
Dickson	9	8	4	20	2.2	
Kratzert	3	7	5	19	6.3	
Hewitt	7	5	7	17	2.4	
Folliard	3	5	4	14	4.7	
Hilaman	2	1	1	3	1.5	
Collins	2	1	0	2	1.0	
Stanfill	3	0	2	2	0.7	
Fellows	2	0	1	1	0.5	
McKay	4	0	1	1	0.3	
Falzone	1	0	0	0	0.0	
<b>FSU24</b>	<b>487</b>	<b>251</b>	<b>1225</b>	<b>51.0</b>		
<b>Opponents</b>	<b>24</b>	<b>449</b>	<b>316</b>	<b>1214</b>	<b>50.6</b>	

## 1949-50

RECORD: 14-10	HOME: 9-1	AWAY: 4-8	NEUTRAL: 1-1			
Player	G	FGM	FTM	PTS	AVG	
McLaughlin	25	138	52	328	13.1	
Kendall	25	109	50	268	10.7	
Weigle	24	81	76	238	9.9	
Benjamin	24	88	27	203	8.5	
Dickson	22	36	28	100	4.5	
Trobaugh	19	32	11	75	3.9	
Hewitt	13	24	14	62	4.8	
Pence	22	20	13	53	2.4	
Wyman	21	21	9	51	2.4	
Fischer	9	15	12	42	4.7	
Edmiston	14	5	18	28	2.0	
Nettles	14	8	2	18	1.3	
Folliard	5	5	1	11	2.2	
Cummings	6	2	2	6	1.0	
Osha	1	2	1	5	5.0	
Mady	1	2	0	4	4.0	
<b>FSU25</b>	<b>588</b>	<b>316</b>	<b>1492</b>	<b>59.7</b>		
<b>Opponents</b>	<b>25</b>	<b>502</b>	<b>423</b>	<b>1427</b>	<b>57.1</b>	

## 1950-51

RECORD: 18-9	HOME: 8-1	AWAY: 5-7	NEUTRAL: 5-1			
Player	G	FGM	FTM	PTS	AVG	
Hartman	27	185	105	475	17.6	
Whitmer	27	137	88	362	13.4	
Scott	27	91	36	218	8.1	
McLaughlin	21	64	51	179	8.5	
Marsee	24	73	31	177	7.4	
Trobaugh	27	54	42	150	5.6	
Dickson	23	45	32	122	5.3	
Fischer	17	25	12	62	3.6	
Merriman	5	12	6	30	6.0	
Nettles	10	2	3	7	0.7	
Quinn	5	3	0	6	1.2	
Hewitt	2	1	0	2	1.0	
Wyman	5	1	0	2	0.4	
Westhafer	1	0	0	0	0.0	
<b>FSU</b>	<b>27</b>	<b>693</b>	<b>406</b>	<b>1792</b>	<b>66.4</b>	
<b>Opponents</b>	<b>27</b>	<b>639</b>	<b>436</b>	<b>1714</b>	<b>63.5</b>	

## 1951-52

RECORD: 5-20	HOME: 2-7	AWAY: 1-10	NEUTRAL: 2-3				
Player	G	FGM-FGA	Pct.	FTM-FTA	Pct.	PF	Pts.-Avg.
McLaughlin	25	119-352	.338	61-106	.575	93	299-12.0
Whitmer	23	94-315	.295	88-121	.727	81	276-12.0
Westhafer	25	87-278	.313	35-56	.625	53	209-8.4
Fischer	22	77-226	.341	24-54	.444	76	178-8.1
Gordon	15	62-173	.358	24-41	.585	38	148-9.9
Quinn	22	43-181	.238	18-33	.545	82	104-4.7
Benson	17	36-123	.293	10-25	.400	38	82-4.8
Wernke	5	20-71	.282	17-23	.739	18	57-11.4
Pence	18	10-45	.222	8-12	.667	15	28-1.6
Hardesty	8	10-36	.278	4-7	.571	15	24-3.0
Burst	9	5-26	.192	2-2	1.000	17	12-1.4
Richardson	5	3-17	.176	1-2	.500	8	7-1.4
Others	—	19-82	.232	9-23	.391	34	47- —
<b>FSU</b>	<b>25</b>	<b>585-1925</b>	<b>.304</b>	<b>301-505</b>	<b>.596</b>	<b>568</b>	<b>1471-58.8</b>
<b>Opponents</b>	<b>25</b>	<b>663-</b>	<b>—</b>	<b>417-</b>	<b>—</b>	<b>—</b>	<b>1743-69.7</b>

## 1952-53

RECORD: 11-11	HOME: 7-1	AWAY: 3-10	NEUTRAL: 1-0				
Player	G	FGM-FGA	Pct.	FTM-FTA	Pct.	PF	Pts.-Avg.
Wernke	22	167-422	.396	134-193	.694	71	468-21.3
Westhafer	22	127-391	.325	52-75	.693	65	306-13.9
Oler	20	52-139	.374	90-118	.763	50	194-9.7
Gordon	22	67-196	.342	30-60	.500	63	164-7.5
Benson	21	48-168	.286	34-55	.618	56	130-6.2
Richardson	19	46-142	.324	21-37	.568	37	113-5.9
Wold	15	28-60	.467	34-61	.557	37	90-6.0
Burst	17	15-78	.192	17-30	.567	39	47-2.3
Dellaban	12	18-66	.273	8-10	.800	19	44-3.7
Artmeier	10	7-20	.350	6-9	.667	12	20-2.0
Pence	8	3-11	.273	4-5	.800	5	10-1.3
Others	—	21-71	.296	19-41	.463	24	61- —
<b>FSU</b>	<b>22</b>	<b>599-1764</b>	<b>.339</b>	<b>449-694</b>	<b>.690</b>	<b>462</b>	<b>1647-74.9</b>
<b>Opponents</b>	<b>22</b>	<b>621-1717</b>	<b>.362</b>	<b>436-725</b>	<b>.601</b>	<b>439</b>	<b>1678-76.3</b>

## 1953-54

RECORD: 13-7	HOME: 9-2	AWAY: 4-5	NEUTRAL: 0-0				
Player	G	FGM-FGA	Pct.	FTM-FTA	Pct.	Pts.-Avg.	
Wernke	20	128-354	.362	113-148	.764	369-18.5	
Oler	20	96-280	.343	140-188	.745	332-16.6	
Benson	19	75-342	.219	45-	—	195-10.3	
Artmeier	19	70-	—	47-	—	187-9.8	
Westhafer	14	47-	—	11-	—	105-7.5	
Burst	19	40-	—	13-	—	93-4.9	
Dellaban	16	31-	—	18-	—	80-5.0	
Gordon	19	30-	—	10-	—	70-3.7	
Wold	13	5-	—	17-	—	27-2.1	
Reeves	11	4-	—	13-	—	21-1.9	
Wursbach	4	4-	—	6-	—	14-3.5	
Nissalki	7	4-	—	4-	—	12-1.7	
Patton	1	0-	—	0-	—	0-0.0	
<b>FSU</b>	<b>20</b>	<b>534-</b>	<b>—</b>	<b>437-</b>	<b>—</b>	<b>1505-75.3</b>	
<b>Opponents</b>	<b>20</b>	<b>520-</b>	<b>—</b>	<b>408-</b>	<b>—</b>	<b>1448-72.4</b>	











# YEAR-BY-YEAR ALL-TIME STATS

## 1977-78

RECORD: 23-6		HOME: 10-1		AWAY: 7-2		NEUTRAL: 6-3							
Player	G	Min.	FGM-FGA	Pct.	FTM-FTA	Pct.	Reb.-Avg.	PF-DQ	AT	BL	ST	Pts.-Avg.	
Davis	28	941	217-376	.577	112-178	.629	208-7.4	73-2	36	14	34	546-19.5	
Thompson	29	850	175-362	.483	49-69	.710	211-7.2	83-1	28	13	52	399-13.7	
Dillard	29	661	153-282	.542	92-119	.773	74-2.5	92-3	64	8	31	398-13.7	
Harris	28	724	153-314	.487	33-51	.647	85-3.0	73-3	56	2	40	339-12.1	
Anderson	29	905	93-167	.556	49-60	.816	193-6.6	72-1	36	11	26	235-8.1	
Brown	28	402	61-98	.622	46-65	.707	111-3.9	49-1	4	14	5	168-6.0	
Jackson	29	864	68-193	.352	36-64	.562	79-2.7	58-0	166	1	73	172-5.9	
Mann	27	281	49-117	.418	10-41	.243	55-2.1	50-1	4	2	7	108-4.0	
Smith	23	113	14-21	.666	4-9	.444	26-1.1	12-0	9	0	2	32-1.4	
Cox	2	6	0-5	.000	2-2	1.000	3-3.1	3-0	0	0	0	2-1.0	
Kuhl	8	24	0-5	.000	5-11	.454	13-1.6	6-0	0	2	0	5-0.6	
Parks	9	23	1-6	.166	3-7	.428	9-1.0	1-0	3	0	4	5-0.6	
Bozeman	10	28	2-8	.250	1-4	.250	7-0.7	3-0	0	0	2	5-0.5	
Others	—	3	0-3	.000	2-3	.666	5- —	1-0	0	0	0	2- —	
<b>FSU</b>	<b>29</b>	<b>5825</b>	<b>986-1957</b>	<b>.503</b>	<b>444-683</b>	<b>.650</b>	<b>1161-40.0</b>	<b>576-12</b>	<b>408</b>	<b>67</b>	<b>276</b>	<b>2416-83.3</b>	
<b>Opponents</b>	<b>29</b>	<b>5825</b>	<b>861-1875</b>	<b>.459</b>	<b>368-532</b>	<b>.691</b>	<b>1045-36.0</b>	<b>621-23</b>	<b>282</b>	<b>75</b>	<b>191</b>	<b>2090-72.0</b>	

## 1978-79

RECORD: 19-10		HOME: 9-1		AWAY: 7-7		NEUTRAL: 3-2							
Player	G	Min.	FGM-FGA	Pct.	FTM-FTA	Pct.	Reb.-Avg.	PF-DQ	AT	BL	ST	Pts.-Avg.	
Brown	29	1010	237-343	.691	155-218	.711	242-8.3	92-4	20	25	22	629-21.7	
Anderson	24	775	105-179	.587	66-81	.815	175-7.3	70-1	29	10	17	276-11.5	
Chatman	29	764	122-270	.452	51-80	.638	127-4.4	69-1	29	13	42	295-10.2	
Jackson	29	1039	106-281	.377	43-83	.518	72-2.5	88-4	158	0	58	255-8.8	
Bozeman	29	616	94-207	.454	36-55	.655	89-3.1	97-7	19	5	23	224-7.7	
Parks	29	736	80-160	.500	48-60	.800	42-1.5	80-3	97	3	32	208-7.2	
Mann	29	518	72-161	.447	23-42	.548	96-3.3	71-2	10	2	16	167-5.8	
Tookes	25	244	31-68	.456	11-19	.579	67-2.7	40-0	6	3	5	73-2.9	
Kuhl	11	62	15-19	.789	2-2	1.000	10-0.9	12-0	3	0	2	32-2.9	
Cox	7	21	4-7	.571	7-9	.778	2-0.3	11-1	2	0	2	15-2.1	
Collinsworth	6	24	3-7	.429	5-7	.714	8-1.3	2-0	1	0	0	11-1.8	
Dillard	2	66	13-26	.500	14-16	.875	8-4.0	5-0	5	0	4	40-20.0	
<b>FSU</b>	<b>29</b>	<b>5875</b>	<b>882-1728</b>	<b>.510</b>	<b>461-672</b>	<b>.686</b>	<b>1022-35.2</b>	<b>637-23</b>	<b>379</b>	<b>61</b>	<b>223</b>	<b>2225-76.7</b>	
<b>Opponents</b>	<b>29</b>	<b>5875</b>	<b>829-1656</b>	<b>.501</b>	<b>476-674</b>	<b>.706</b>	<b>889-30.7</b>	<b>626-35</b>	<b>316</b>	<b>84</b>	<b>193</b>	<b>2134-73.6</b>	

## 1979-80

RECORD: 22-9		HOME: 10-3		AWAY: 7-5		NEUTRAL: 5-1							
Player	G	Min.	FGM-FGA	Pct.	FTM-FTA	Pct.	Reb.-Avg.	PF-DQ	AT	BL	ST	Pts.-Avg.	
Dillard	31	1090	239-458	.521	151-197	.766	130-4.1	93-2	72	13	53	635-20.4	
Brown	31	1097	230-356	.646	119-172	.691	238-7.6	85-1	19	16	13	578-18.6	
Rolle	31	999	197-322	.611	82-142	.577	245-7.9	98-4	25	42	15	476-15.3	
Arnold	23	432	68-167	.407	64-89	.719	31-1.3	50-0	41	2	17	200-8.6	
Parks	31	857	93-188	.494	56-77	.727	69-2.2	75-2	83	4	28	243-7.8	
Jackson	31	1146	74-173	.427	26-45	.577	76-2.4	87-3	213	8	65	174-5.6	
Tookes	31	430	53-112	.473	22-29	.758	118-3.8	44-0	11	3	9	128-4.1	
Collinsworth	9	39	3-9	.333	4-4	1.000	8-0.9	10-0	1	2	1	10-1.1	
Cox	12	54	3-10	.300	5-11	.454	7-0.5	7-0	4	0	1	11-0.9	
Young	4	11	1-3	.333	1-5	.200	1-0.2	2-0	0	0	0	3-0.7	
Haynes	5	13	1-4	.250	1-2	.500	1-0.2	3-0	0	0	0	13-0.6	
<b>FSU</b>	<b>31</b>	<b>6170</b>	<b>964-1811</b>	<b>.532</b>	<b>529-772</b>	<b>.685</b>	<b>1021-32.9</b>	<b>556-13</b>	<b>471</b>	<b>90</b>	<b>204</b>	<b>2461-79.3</b>	
<b>Opponents</b>	<b>31</b>	<b>6170</b>	<b>968-1942</b>	<b>.498</b>	<b>383-559</b>	<b>.685</b>	<b>1018-32.8</b>	<b>669-31</b>	<b>405</b>	<b>99</b>	<b>234</b>	<b>2319-74.8</b>	

## 1980-81

RECORD: 17-11		HOME: 8-2		AWAY: 5-6		NEUTRAL: 4-3							
Player	G	Min.-Avg.	FGM-FGA	Pct.	FTM-FTA	Pct.	Reb.-Avg.	PF-DQ	AT	BL	ST	Pts.-Avg.	
Dillard	28	985-35.2	182-372	.489	151-190	.794	98-3.5	100-6	91	11	52	515-18.3	
Rolle	28	900-32.1	168-297	.565	111-195	.569	257-9.1	100-3	10	47	15	447-15.9	
Bozeman	28	727-26.0	122-235	.519	44-75	.586	108-3.8	94-5	25	3	21	288-10.2	
Anderson	27	906-33.6	108-182	.593	59-78	.756	206-7.6	71-4	31	18	32	275-10.1	
Parks	28	834-29.8	70-167	.419	49-69	.710	65-2.3	82-4	91	6	30	189-6.7	
Arnold	26	438-16.8	53-137	.386	52-67	.776	45-1.7	56-0	23	2	14	158-6.0	
Tookes	12	120-10.0	16-50	.320	16-17	.941	25-2.1	9-0	0	1	2	48-4.0	
Gilmore	28	510-18.2	33-74	.445	26-48	.541	65-2.3	43-0	7	8	9	92-3.2	
Groomes	18	107-5.9	11-27	.407	14-22	.636	35-1.9	23-0	0	0	8	36-2.0	
Collinsworth	11	48-4.4	6-13	.461	0-1	.000	11-1.0	15-0	3	1	1	12-1.1	
Young	15	106-7.1	3-18	.167	3-4	.750	3-0.2	8-0	5	0	6	9-0.6	
Dillard	6	13-2.2	0-3	.000	0-0	.000	0-0.0	1-0	1	1	0	0-0.0	
Kuhl	2	3-1.5	0-2	.000	0-0	.000	1-0.5	0-0	0	0	0	0-0.0	
Matchett	2	3-1.5	0-1	.000	0-0	.000	0-0.0	1-0	0	0	0	0-0.0	
<b>FSU</b>	<b>28</b>	<b>5700</b>	<b>772-1578</b>	<b>.489</b>	<b>525-766</b>	<b>.685</b>	<b>1028-36.7</b>	<b>603-22</b>	<b>287</b>	<b>98</b>	<b>190</b>	<b>2069-73.8</b>	
<b>Opponents</b>	<b>28</b>	<b>5700</b>	<b>770-1675</b>	<b>.459</b>	<b>457-654</b>	<b>.698</b>	<b>956-34.1</b>	<b>661-43</b>	<b>323</b>	<b>72</b>	<b>208</b>	<b>1993-71.1</b>	



# YEAR-BY-YEAR ALL-TIME STATS

## 1981-82

RECORD:11-17

HOME:5-8

AWAY:3-7

NEUTRAL:3-2

Player	G	Min.	FGM-FGA	Pct.	FTM-FTA	Pct.	Reb.-Avg.	PF-DQ	AT	BL	ST	Pts.-Avg.
Wiggins	22	808	223-388	.574	77-102	.754	213-9.7	61-1	40	4	37	523-23.8
William	28	938	167-365	.457	33-40	.825	61-2.2	76-5	111	3	66	367-13.1
Gilmore	28	790	125-236	.529	53-90	.589	138-4.9	95-5	15	20	16	303-10.8
Johnson	28	831	98-210	.466	88-118	.745	132-4.7	92-5	74	6	18	284-10.1
Speights	28	770	98-200	.490	28-58	.482	133-4.7	68-1	12	5	16	224-8.0
Myrick	28	630	71-159	.440	43-70	.614	85-3.0	67-5	43	5	30	185-6.6
Phillip	21	243	25-55	.454	18-28	.642	45-2.1	45-3	2	0	8	68-3.2
Miles	22	269	16-39	.410	8-11	.727	34-1.5	27-0	5	2	2	40-1.8
Watson	26	245	12-41	.285	11-13	.846	16-0.6	18-0	20	0	10	35-1.3
Wilkes	12	45	5-14	.357	4-7	.571	3-0.2	6-0	4	0	6	14-1.2
Coleman	3	4	1-1	1.000	0-0	1.000	1-0.3	1-0	0	0	0	2-0.6
Crawford	5	7	0-3	.000	1-2	.500	3-0.6	0-0	0	0	0	1-0.2
FSU	28	5650	850-1740	.488	368-548	.671	967-34.5	570	328	45	210	2068-73.8
Opponents	28	5650	851-1662	.512	418-623	.670	936-33.4	540	407	84	191	2120-75.7

## 1982-83

RECORD:14-14

HOME:8-5

AWAY:4-7

NEUTRAL:2-2

Player	G-GS	Min.	FGM-FGA	Pct.	FTM-FTA	Pct.	Reb.-Avg.	PF-DQ	AT	Pts.-Avg.
Wiggins	24-24	873	216-410	.527	112-147	.762	196-8.2	82-5	39	544-22.7
Martello	22-22	664	122-244	.500	63-82	.768	120-5.4	68-5	35	307-13.9
William	28-27	970	158-340	.465	50-70	.714	48-1.7	62-1	156	366-13.1
Johnson	28-15	746	93-173	.538	53-82	.646	122-4.4	78-2	25	239-8.5
Arnold	27-16	551	72-140	.514	57-74	.770	70-2.6	59-3	25	201-7.4
Myrick	28-7	495	56-119	.471	36-53	.679	76-2.7	56-4	24	148-5.3
Speights	22-6	292	23-69	.333	35-51	.686	55-2.5	33-1	5	81-3.7
Miles	26-7	420	24-60	.400	19-24	.792	61-2.3	56-3	14	67-2.6
Phillip	27-10	296	25-63	.397	18-32	.563	59-2.2	67-2	7	68-2.6
Watson	22-1	176	8-29	.276	11-12	.916	12-0.5	17-0	17	27-1.2
Wilkes	10-0	16	2-7	.286	0-1	.000	4-0.4	7-0	2	4-0.4
FSU	28	5675	826-1716	.481	470-653	.719	958-34.2	602	353	2122-75.8
Opponents	28	5675	845-1665	.507	473-656	.721	954-34.1	597	374	2163-77.3

## 1983-84

RECORD:20-11

HOME:13-3

AWAY:5-7

NEUTRAL:2-1

Player	G-GS	Min.-Avg.	FGM-FGA	Pct.	FTM-FTA	Pct.	Reb.-Avg.	PF-DQ	AT	TO	BL	ST	Pts.-Avg.
Gipson	31-31	1086-35.0	260-497	.523	106-173	.613	208-6.7	74-0	19	47	55	21	626-20.2
Martello	31-31	956-30.8	180-322	.559	67-86	.779	172-5.5	82-2	63	53	6	32	427-13.8
Shaffer	31-31	1025-33.1	132-230	.574	44-61	.721	106-3.4	83-4	146	104	9	70	308-9.9
Allen	30-29	879-29.3	109-211	.517	37-73	.507	148-4.9	99-6	6	35	23	25	255-8.5
William	28-27	996-35.6	103-201	.512	30-44	.682	60-2.1	78-3	215	131	2	62	236-8.4
Arnold	31-1	415-13.4	55-102	.539	85-101	.842	76-2.5	37-0	25	27	2	17	195-6.3
Myrick	30-1	333-11.1	43-91	.473	20-30	.667	69-2.3	44-0	23	30	5	17	106-3.5
Speights	21-0	180-8.6	21-40	.525	11-18	.611	48-2.3	25-0	9	21	0	2	53-2.5
Miles	17-0	125-7.3	12-22	.545	8-18	.444	25-1.5	22-0	4	5	0	1	32-1.9
Farrar	25-4	185-7.4	15-38	.395	10-12	.833	12-0.5	19-1	16	18	0	12	40-1.6
Johnson	12-0	48-4.0	4-12	.333	6-10	.600	7-0.6	4-0	1	5	3	1	14-1.2
Watson	4-0	18-4.5	2-3	.667	1-2	.500	2-0.5	1-0	7	2	0	1	5-1.1
FSU	31	6250	936-1769	.529	426-630	.676	999-32.2	569	534	477	105	261	2298-74.1
Opponents	31	6250	867-1837	.472	395-602	.656	1025-33.1	587	440	487	59	208	2129-68.7

## 1984-85

RECORD:14-16

HOME:9-5

AWAY:2-9

NEUTRAL:3-2

Player	G-GS	Min.-Avg.	FGM-FGA	Pct.	FTM-FTA	Pct.	Reb.-Avg.	PF-DQ	AT	TO	BL	ST	Pts.-Avg.
Gipson	30-30	1040-35.0	236-489	.483	96-150	.640	234-7.8	87-2	32	58	47	21	568-18.9
Allen	28-27	901-32.2	187-352	.531	62-101	.614	190-6.8	83-4	14	43	28	37	436-15.6
Farrar	30-30	1005-33.5	138-271	.509	40-55	.727	86-2.9	92-6	110	78	8	42	316-10.5
Shaffer	28-24	849-30.3	121-267	.453	49-74	.662	96-3.4	88-4	171	84	6	81	292-10.4
Myrick	30-29	976-32.5	116-237	.489	70-101	.693	186-6.2	88-5	75	69	16	46	302-10.1
Fitchett	29-5	661-22.8	74-121	.612	51-74	.689	109-3.8	58-2	24	21	16	19	198-6.8
Speights	19-0	198-10.4	28-52	.538	30-45	.667	68-3.6	20-0	12	24	2	6	86-4.5
Carter	14-0	53-3.8	10-23	.435	4-6	.667	13-0.9	12-0	2	3	1	2	24-1.7
Mabry	23-0	123-5.3	9-25	.360	8-15	.538	6-0.3	21-1	25	23	0	6	26-1.1
Martin	11-0	40-3.6	2-6	.333	3-3	1.000	7-0.6	5-0	0	2	0	0	7-0.6
FSU	30	6025	935-1877	.498	432-646	.669	1101-36.7	564	484	416	124	266	2302-76.7
Opponents	30	6025	860-1854	.464	434-633	.686	1075-35.8	600	374	438	71	186	2154-71.8



# YEAR-BY-YEAR ALL-TIME STATS

## 1985-86

RECORD:12-17		HOME:11-4		AWAY:0-12		NEUTRAL:1-1								
Player	G-GS	Min.-Avg.	FGM-FGA	Pct.	FTM-FTA	Pct.	Reb.-Avg.	PF-DQ	AT	TO	BL	ST	Pts.-Avg.	
Barber	29-26	933-32.2	204-402	.507	78-102	.765	69-2.4	60-1	146	138	4	52	486-16.8	
Allen	27-26	849-31.4	152-330	.461	67-112	.598	163-6.2	88-6	18	47	30	32	371-13.7	
Davis	25-24	784-31.4	129-237	.544	42-52	.808	110-4.4	58-1	97	63	3	32	300-12.0	
Fitchett	29-29	865-29.8	126-205	.615	43-61	.705	130-4.5	62-1	31	54	24	30	295-10.2	
Choice	24-9	571-23.8	88-182	.484	63-79	.797	103-4.5	62-1	7	38	14	8	239-10.0	
Shaffer	23-18	603-26.2	68-144	.472	41-58	.707	98-4.3	78-5	85	58	9	30	177-7.7	
Hunter	28-9	461-16.5	88-158	.557	14-32	.438	130-4.6	57-1	9	22	6	12	190-6.8	
McCloud	27-1	283-10.5	42-87	.483	31-49	.633	49-1.8	35-0	26	44	2	13	115-4.4	
Karasek	11-2	117-10.6	11-30	.367	7-10	.700	20-1.9	18-1	5	8	1	2	29-2.6	
Mabry	14-0	56-4.1	7-15	.467	16-18	.889	6-0.4	7-0	8	6	0	3	30-2.2	
Mateer	23-1	223-9.7	20-43	.465	6-11	.545	46-2.0	34-0	29	31	0	11	46-2.0	
Carter	13-0	45-3.5	10-22	.454	4-6	.667	24-1.9	8-0	0	9	3	2	24-1.9	
Larsen	4-0	10-2.5	0-3	.000	2-3	.667	2-0.5	1-0	0	1	1	1	2-0.5	
FSU	29	5800	945-1858	.509	414-593	.698	980-33.8	568-17	461	519	97	228	2304-79.4	
Opponents	29	5800	950-1899	.500	457-632	.723	1088-37.5	559-17	457	508	72	187	2357-81.3	

## 1986-87

RECORD:19-11		HOME:14-2		AWAY:3-8		NEUTRAL:2-1									
Player	G-GS	Min.-Avg.	FGM-FGA	Pct.	3PM-3PA	Pct.	FTM-FTA	Pct.	Reb.-Avg.	PF-DQ	AT	TO	BL	ST	Pts.-Avg.
Barber	30-29	1032-34.4	191-400	.478	72-161	.447	122-152	.803	69-2.3	77-2	144	102	4	38	576-19.2
Davis	30-28	957-31.9	150-311	.482	80-175	.457	54-71	.761	123-4.1	65-3	91	66	3	37	434-14.5
Allen	30-29	954-31.9	144-312	.462	0-2	.000	88-127	.693	235-7.8	98-3	28	35	22	22	376-12.6
Fitchett	30-24	835-27.8	135-236	.572	10-25	.400	59-72	.819	158-5.4	68-4	32	45	26	17	339-11.3
Choice	30-19	653-21.8	102-189	.540	0-2	.000	32-49	.653	126-4.2	76-0	6	44	22	16	236-7.9
McCloud	30-4	590-19.7	87-197	.442	14-47	.298	42-68	.618	126-4.2	57-0	43	53	2	4	230-7.7
Karasek	27-10	474-17.6	65-132	.492	0-0	.000	29-50	.580	104-3.9	76-2	7	45	1	5	159-5.9
Hunter	29-4	354-12.2	63-128	.492	0-0	.000	16-37	.432	111-3.8	49-0	4	21	8	10	142-4.9
Mateer	20-0	171-8.6	3-20	.150	2-14	.143	4-9	.444	11-0.6	14-0	25	21	0	8	12-0.6
Carter	7-0	20-2.9	2-10	.200	0-1	.000	2-2	1.000	5-0.7	7-0	0	2	0	1	6-0.9
MacPhee	5-0	9-1.8	0-5	.000	0-1	.000	0-1	.000	1-0.2	2-0	1	2	0	1	0-0.0
FSU	30	6050	942-1940	.486	178-428	.416	448-638	.702	1161-38.7	589-14	381	436	88	159	2510-83.7
Opponents	30	6050	899-2026	.444	118-295	.400	435-632	.688	1153-38.4	598-24	330	426	93	153	2351-78.4

## 1987-88

RECORD:19-11		HOME:13-2		AWAY:3-6		NEUTRAL:3-3									
Player	G-GS	Min.-Avg.	FGM-FGA	Pct.	3PM-3PA	Pct.	FTM-FTA	Pct.	Reb.-Avg.	PF-DQ	AT	TO	BL	ST	Pts.-Avg.
McCloud	30-30	902-30.1	193-403	.479	72-159	.453	88-112	.786	111-3.7	69-3	105	85	6	34	546-18.2
Dawson	30-29	904-30.1	212-393	.539	1-5	.200	111-153	.725	228-7.6	94-4	25	65	8	20	536-17.9
Mayes	30-29	780-26.0	142-299	.475	46-100	.460	66-90	.733	83-2.8	89-4	62	61	2	45	396-13.2
Hunter	30-30	868-28.9	122-207	.589	0-0	.000	37-71	.521	269-9.0	88-3	25	37	19	34	281-9.4
Polite	30-1	505-16.8	69-117	.590	0-0	.000	50-70	.714	115-3.8	47-0	7	27	4	10	188-6.3
Johnson	29-11	484-16.7	60-103	.582	9-23	.391	41-46	.891	48-1.6	29-0	48	24	0	14	170-5.9
Fitchett	30-17	493-16.4	53-115	.461	16-33	.485	23-29	.793	88-2.9	40-0	19	28	20	16	145-4.8
Mitchell	30-0	326-10.9	37-86	.430	0-0	.000	34-60	.567	22-0.7	41-1	37	33	0	16	108-3.6
Boyd	28-0	248-8.9	24-57	.421	9-23	.391	18-26	.692	19-0.7	21-0	40	28	1	10	75-2.7
White	30-0	324-10.8	20-47	.425	0-3	.000	16-44	.364	53-1.8	37-0	28	35	8	13	56-1.9
Barnes	9-0	33-4.0	5-11	.454	1-6	.167	1-3	.333	4-0.4	3-0	3	2	0	1	12-1.3
Fedor	16-0	89-6.2	6-19	.316	0-0	.000	3-11	.273	19-1.2	13-0	2	5	1	1	15-0.9
FSU	30	6025	943-1857	.508	154-352	.437	488-715	.682	1147-38.2	571-15	401	430	69	214	2528-84.3
Opponents	30	6025	865-1861	.465	138-401	.344	422-595	.709	957-31.9	627-19	365	450	94	193	2285-76.2

## 1988-89

RECORD:22-8		HOME:13-2		AWAY:8-3		NEUTRAL:1-3									
Player	G-GS	Min.-Avg.	FGM-FGA	Pct.	3PM-3PA	Pct.	FTM-FTA	Pct.	Reb.-Avg.	PF-DQ	AT	TO	BL	ST	Pts.-Avg.
McCloud	30-28	1067-36	207-462	.448	115-262	.439	154-176	.875	109-3.6	70-1	125	97	6	53	683-22.8
Dawson	30-30	1036-35	243-460	.528	25-83	.301	118-160	.738	206-6.9	96-4	20	79	5	32	629-21.0
Mayes	23-19	645-28	126-229	.550	24-76	.316	29-39	.744	53-2.3	59-2	62	47	2	35	305-13.3
Thomas	30-23	774-26	110-213	.516	0-1	.000	76-104	.731	192-6.4	92-3	22	49	18	23	296-9.9
Hunter	30-30	835-28	122-214	.570	0-1	.000	28-45	.622	249-8.3	76-0	28	25	20	38	272-9.1
Mitchell	28-15	679-24	84-166	.506	1-2	.500	78-120	.650	72-2.6	66-3	82	51	4	34	247-8.8
Boyd	25-4	397-16	41-95	.432	8-25	.320	37-50	.740	55-2.2	39-0	29	23	4	19	127-5.1
Polite	6-0	76-13	10-20	.500	0-0	.000	6-17	.353	23-3.8	5-0	2	3	1	1	26-4.3
Wells	9-0	27-3	9-14	.643	0-1	.000	2-3	.667	14-1.6	6-0	1	1	0	0	20-2.2
Johnson	27-0	158-6	13-38	.342	6-19	.316	16-19	.842	17-0.6	10-0	10	11	2	3	48-1.8
White	28-0	217-8	18-25	.720	1-1	1.000	9-26	.346	41-1.5	29-0	20	17	8	11	46-1.6
Hands	22-1	110-5	12-34	.353	1-3	.333	5-7	.714	9-0.4	7-0	8	12	0	2	30-1.4
Barnes	9-0	18-2	4-8	.500	0-0	.000	2-4	.500	4-0.4	0-0	1	3	0	0	10-1.1
Miles	6-0	11-2	0-2	.000	0-0	.000	0-0	.000	1-0.2	2-0	1	1	1	0	0-0.0
FSU	30	6050	999-1980	.505	181-474	.382	560-770	.727	1116-37.2	557-13	411	419	71	251	2739-91.3
Opponents	30	6050	957-1989	.481	141-385	.366	367-541	.678	1096-36.5	672-22	408	502	72	188	2422-80.7



















# RECORDS

## MISCELLANEOUS RECORDS

### SINGLE GAME

**Largest Winning Margin on the Road** – 41 vs. Jacksonville (106-65), 1967-68  
**Largest Winning Margin at Home** – 69 vs. Valdosta State (134-65), 1971-72  
**Most Points Scored in First Half** – 70 vs. Pepperdine (121-83), 1969-70  
**Most Points Scored in Second Half** – 78 vs. LSU (130-100), 1967-68  
**Fewest Points Allowed at Home** – 21 vs. Mississippi College (53-21), 1948-49  
**Fewest Points Allowed on the Road** – 34 vs. Samford (47-34), 1972-73  
**Fewest Points Allowed at a Neutral Site** – 42 vs. Chicago State (47-42), 2003-04  
**Most Points Allowed at Home** – 111 vs. Georgia Tech (111-108 2OT), 1998-99  
**Most Points Allowed on the Road** – 115 vs. North Carolina (115-80), 1965-66  
**Most Points Allowed at a Neutral Site** – 110 vs. Beloit (110-88), 1954-55  
**Fewest Points Scored at Home** – 35 vs. Sewanee (43-35), 1948-49  
**Fewest Points Scored on the Road** – 30 vs. Florida (50-30), 1966-67  
**Fewest Points Scored at a Neutral Site** – 41 vs. Harvard (41-46), 2011-12  
**Highest Field Goal Percentage** – .727 vs. Minnesota (48-of-66), 1979-80  
**Highest Field Goal Percentage in a Half** – .826 vs. South Florida (19-of-23), 1998-99

### SEASON

**Most Games Played** – 35, 1992-03; 2006-07, 2008-09, 2011-12  
**Fewest Games Played** – 18, 1947-48  
**Most Victories** – 27, 1971-72  
**Longest Winning Streak** – 11, 1969-70  
**Longest Winning Streak at Home** – 29, 1974-75  
**Longest Winning Streak on the Road** – 7, 1949-51; 1954-55  
**Fewest Defeats** – 3, 1969-70  
**Highest Winning Percentage** – .885 (23-3), 1969-70  
**Most 100-Point Games** – 11, 1988-89  
**Fewest Victories** – 5, 1947-48; 1951-52  
**Most Points Allowed Per Game** – 81.9 (23 games), 1959-60  
**Longest Losing Streak** – 13, 1947-48  
**Longest Losing Streak at Home** – 4, 1956-57; 2004-05  
**Longest Losing Streak on the Road** – 25, 1956-59  
**Fewest Points** – 850 (18 games), 1947-48  
**Fewest Points Per Game** – 47.2 (18 games), 1947-48  
**Most Points Allowed** –  
 2422 (30 games), 1988-89; 2429 (32 games), 1990-91;  
 2788 (35 games), 1992-93  
**Lowest Winning Percentage** – .200 (5-20), 1951-52  
**Highest Field Goal Percentage** – .532 (964-1811), 1979-80  
**Highest Free Throw Percentage** – .773 (529-684), 2007-08  
**Lowest Field Goal Percentage** – .203, 1951-52  
**Lowest Free Throw Percentage** – .586 (406-of-693), 1950-51  
**Fewest Personal Fouls** – 383 (23 games), 1961-62  
**Most Personal Fouls** – 657 (35 games), 2008-09

## CIVIC CENTER RECORDS

### INDIVIDUAL

**Points** – 40, Pee Wee Barber vs. Miami, Feb. 26, 1987  
**Points (Half)** – 27, Al Thornton vs. Virginia Tech, Jan. 17, 2007  
**Points By Opponent** – 38, Terry Dozier (South Carolina), Jan. 21, 1987  
**Field Goals** – 16, Alton Lee Gipson vs. Tampa, Nov. 26, 1984  
**Field Goals By Opponent** – 16, Dell Curry (Virginia Tech), Feb. 24, 1986  
**Free Throws Attempted** – 17, Chuck Graham vs. Jacksonville, Nov. 26, 1991;  
 17, Sam Cassell vs. Jacksonville, Nov. 26, 1991  
**Free Throws Attempted By Opponent** – 16, Elliot Perry (Memphis State), Feb. 1, 1989  
**Free Throws Made** – 16, Bob Sura vs. South Florida, Nov. 29, 1994  
**Free Throws Made By Opponent** – 15, Elliot Perry (Memphis State), Feb. 1, 1989  
**Free Throw Percentage** –  
 100% (8-8), Michael Johnson vs. Louisville, Jan. 30, 1982;  
 100% (14-14), Doug Edwards vs. Clemson, Feb. 8, 1992;  
 100% (11-11), Nick Bryant vs. Florida Atlantic, Dec. 1, 1993;  
 100% (16-16), Bob Sura vs. South Florida, Nov. 29, 1994;  
 100% (7-7), Ron Hale vs. NC State, Jan. 23, 1999;  
 100% (9-9), Ron Hale vs. Georgia Tech, Feb. 11, 1999;  
 100% (8-8), Antwan Dixon vs. Virginia, Feb. 26, 2000;  
 100% (6-6), Monte Cummings vs. Furman, Dec. 4, 2000;  
 100% (6-6), Monte Cummings vs. North Carolina, Jan. 20, 2001;  
 100% (6-6), Antwan Dixon vs. Wake Forest, Feb. 10, 2001;  
 100% (6-6), J.D. Bracy vs. Maryland, Feb. 27, 2002;  
 100% (8-8), Tim Pickett vs. Virginia, March 1, 2003;  
 100% (6-6), Al Thornton vs. SMU, Nov. 14, 2007;  
 100% (11-11), Uche Echefu vs. La Salle, Jan. 5, 2008;  
 100% (8-8), Isaiah Swann vs. Georgia Southern, Nov. 12, 2007;  
 100% (8-8), Ralph Mims vs. Clemson, Feb. 19, 2008;  
 100% (6-6), Ralph Mims vs. Boston College, Feb. 23, 2008;  
 100% (6-6), Julian Vaughn vs. Georgia Southern, Nov. 12, 2007;  
 100% (6-6), Jason Rich vs. Georgia Southern, Nov. 12, 2007  
 100% (6-6), Toney Douglas vs. Virginia Tech, March 8, 2009  
 100% (6-6), Toney Douglas vs. Coastal Carolina, Nov. 22, 2009  
 100% (6-6), Uche Echefu vs. Duke, Jan. 10, 2009  
 100% (6-6), Xavier Gibson vs. Auburn, Dec. 17, 2009  
 100% (6-6), Solomon Alabi vs. Georgia Tech, Jan. 24, 2010  
 100% (6-6), Michael Snaer vs. Wake Forest, March 3, 2010  
 100% (10-10), Michael Snaer vs. Auburn, Jan. 4, 2012  
**Free Throw Percentage By Opponent** –  
 100% (9-9), Ronnie Williams (Florida), Jan. 11, 1982;  
 100% (6-6), Kris Hunter (Jacksonville), Dec. 17, 2000;  
 100% (6-6), Jack McClinton (Miami), March 8, 2008  
 100% (10-10), Jilius Mays (NC State), Jan. 12, 2010  
 100% (7-7), C.J. Harris (Wake Forest), March 3, 2010  
 100% (6-6), Greivas Vasquez (Maryland), Feb. 4, 2010  
**Rebounds** – 21, Tat Hunter vs. Virginia Tech, March 1, 1989;  
 21, Michael Polite vs. Texas Southern, Nov. 29, 1991  
**Rebounds By Opponent** – 20, Mike Hackett (Jacksonville), Dec. 9, 1981  
**Assists** – 16, Tony William vs. Jacksonville, Feb. 12, 1983  
**Assists By Opponent** – 14, Kenny Siler (So. Miss.), Jan. 18, 1986

### TEAM

**Points** – 133 vs. Central Florida, Nov. 25, 1988  
**Points By Opponent** – 109, Arkansas, Jan. 21, 1991  
**Points (Half)** – 68 vs. Louisville, Feb. 7, 1987  
**Fewest Points** – 48 vs. North Carolina, Dec. 22, 2002  
**Fewest Points By Opponent** – 34, Alabama A&M, Dec. 31, 2009  
**Fewest Points (Half)** – 17 vs. Clemson, Feb. 15, 1998  
**Fewest Points By Opponent (Half)** –  
 10, Jacksonville, Dec. 6, 1997  
 10, Stetson, Nov. 18, 2009  
 10, Alabama A&M, Dec. 31, 2009  
 9, Hartford, Dec. 5, 2010  
**Combined Score** –  
 219, Florida State 117, Southern Miss. 102, Feb. 28, 1987;  
 219, Georgia Tech 111, Florida State 108, 2OT, Feb. 11, 1999  
**Personal Fouls** – 30 vs. Georgia Tech, Feb. 11, 1999  
**Personal Fouls By Opponents** – 33, Jacksonville, Nov. 26, 1992  
**Lowest Combined Personal Fouls** –  
 25 vs. Georgia Tech, Feb. 15, 1992;  
 25 vs. Georgia Tech, March 2, 1994;  
 25 vs. South Carolina, March 21, 2006  
**Fewest Personal Fouls** – 8 vs. Southern Miss., Feb. 26, 1991  
**Fewest Personal Fouls By Opponent** –  
 9 vs. Tulane, Feb. 20, 1984;  
 9 vs. North Carolina, Jan. 6, 1999  
**Field Goal Percentage** – 71.9 vs. UNC-Asheville, Jan. 2, 1992  
**Field Goal Percentage By Opponent** – 64.0 vs. Southern Miss., Jan. 18, 1986  
**Field Goals** – 53 vs. Central Florida, Nov. 25, 1988  
**Field Goals By Opponent** – 43, Southern Miss., Jan. 18, 1986  
**Free Throws Attempted** – 52 vs. Cincinnati, Jan. 21, 1989  
**Free Throws Attempted By Opponent** – 41, Florida International, Dec. 12, 2004  
**Fewest Free Throws Attempted** – 2 vs. North Carolina, Jan. 6, 1999  
**Fewest Free Throws Attempted By Opponent** – 4 by Elon, Nov. 23, 2001  
**Free Throws** – 42 vs. Cincinnati, Jan. 21, 1989  
**Free Throws By Opponent** – 29, Florida International, Dec. 12, 2004  
**Fewest Free Throws** – 1 vs. North Carolina, Jan. 6, 1999  
**Fewest Free Throws By Opponent** – 3, Georgia Tech, Feb. 15, 1992  
**Rebounds** – 65 vs. Texas Southern, Nov. 27, 1990  
**Rebounds By Opponents** – 48 vs. Duke, Feb. 17, 1999  
**Home Attendance** – 145,189 (17 Games, 2011-12)  
**Home Average Attendance** – 9,191 (15 games), 1992-93  
**Largest Crowd** – 13,610 vs. Duke, Jan. 30, 1992  
**Winning Streak** – 11, 1986-87, 1987-88



# YEAR-BY-YEAR RESULTS

YEAR	OVERALL			FINAL AP RANK	AFFILIATION	-----CONFERENCE-----				---CONFERENCE TOURNAMENT---				COACH	POSTSEASON
	WIN	LOSS	PCT.			WIN	LOSS	PCT.	FINISH	WIN	LOSS	PCT.	FINISH		
1947-48	5	13	.277		independent	—	—	—	—	—	—	—	—	Don Loucks	
1948-49	12	12	.500		independent	—	—	—	—	—	—	—	—	J.K. Kennedy	
1949-50	15	10	.600		Dixie	6	3	.667	—	0	1	.000	First Round	J.K. Kennedy	
1950-51	18	9	.667		Dixie	7	0	1.000	1st	0	1	.000	First Round	J.K. Kennedy	NAIB (3-1)
1951-52	5	20	.200		independent	—	—	—	—	—	—	—	—	J.K. Kennedy	
1952-53	11	11	.500		independent	—	—	—	—	—	—	—	—	J.K. Kennedy	
1953-54	13	7	.619		independent	—	—	—	—	—	—	—	—	J.K. Kennedy	
1954-55	22	4	.846		Fla. Intercollegiate	10	0	1.000	1st	1	0	1.000	Champions	J.K. Kennedy	
1955-56	16	9	.640		Fla. Intercollegiate	9	1	.900	1st	0	1	.000	First Round	J.K. Kennedy	
1956-57	9	17	.346		Fla. Intercollegiate	5	5	.500	—	—	—	—	—	J.K. Kennedy	
1957-58	9	16	.360		independent	—	—	—	—	—	—	—	—	J.K. Kennedy	
1958-59	8	15	.347		independent	—	—	—	—	—	—	—	—	J.K. Kennedy	
1959-60	10	15	.400		independent	—	—	—	—	—	—	—	—	J.K. Kennedy	
1960-61	14	10	.583		independent	—	—	—	—	—	—	—	—	J.K. Kennedy	
1961-62	15	8	.651		independent	—	—	—	—	—	—	—	—	J.K. Kennedy	
1962-63	15	10	.600		independent	—	—	—	—	—	—	—	—	J.K. Kennedy	
1963-64	14	14	.500		independent	—	—	—	—	—	—	—	—	J.K. Kennedy	
1964-65	16	10	.620		independent	—	—	—	—	—	—	—	—	J.K. Kennedy	
1965-66	15	11	.577		independent	—	—	—	—	—	—	—	—	J.K. Kennedy	
1966-67	11	15	.423		independent	—	—	—	—	—	—	—	—	Hugh Durham	
1967-68	19	8	.704		independent	—	—	—	—	—	—	—	—	Hugh Durham	NCAA (0-1)
1968-69	18	8	.692		independent	—	—	—	—	—	—	—	—	Hugh Durham	
1969-70	23	3	.885	10	independent	—	—	—	—	—	—	—	—	Hugh Durham	
1970-71	17	9	.654		independent	—	—	—	—	—	—	—	—	Hugh Durham	
1971-72	27	6	.818	10	independent	—	—	—	—	—	—	—	—	Hugh Durham	NCAA Finals (4-1)
1972-73	18	8	.692		independent	—	—	—	—	—	—	—	—	Hugh Durham	
1973-74	18	8	.692		independent	—	—	—	—	—	—	—	—	Hugh Durham	
1974-75	18	8	.692		independent	—	—	—	—	—	—	—	—	Hugh Durham	
1975-76	21	6	.778		independent	—	—	—	—	—	—	—	—	Hugh Durham	
1976-77	16	11	.593		Metro	5	7	.417	5th	0	1	.000	First Round	Hugh Durham	
1977-78	23	6	.793	15	Metro	11	1	.917	1st	1	1	.500	Finals	Hugh Durham	NCAA (0-1)
1978-79	19	10	.655		Metro	7	3	.700	3rd	2	1	.667	Finals	Joe Williams	
1979-80	22	9	.710		Metro	7	5	.583	4th	2	1	.667	Finals	Joe Williams	NCAA (1-1)
1980-81	17	11	.607		Metro	7	5	.583	2nd	1	1	.500	Semifinals	Joe Williams	
1981-82	11	17	.392		Metro	4	8	.333	6th	1	1	.500	Semifinals	Joe Williams	
1982-83	14	14	.500		Metro	5	7	.417	5th	0	1	.000	Semifinals	Joe Williams	
1983-84	20	11	.645		Metro	9	5	.643	3rd	1	1	.500	Semifinals	Joe Williams	NIT (1-1)
1984-85	14	16	.467		Metro	4	10	.286	7th	2	1	.667	Finals	Joe Williams	
1985-86	12	17	.414		Metro	4	10	.286	7th	1	1	.500	Semifinals	Joe Williams	
1986-87	19	11	.633		Metro	3	9	.250	6th	0	1	.000	First Round	Pat Kennedy	NIT (1-1)
1987-88	19	11	.633		Metro	8	6	.571	2nd	1	1	.500	Semifinals	Pat Kennedy	NCAA (0-1)
1988-89	22	8	.733	16	Metro	10	4	.714	2nd	1	1	.500	Finals	Pat Kennedy	NCAA (0-1)
1989-90	16	15	.516		Metro	6	9	.400	5th	0	1	.000	First Round	Pat Kennedy	
1990-91	21	11	.592		Metro	12	5	.706	2nd	3	0	1.000	Champions	Pat Kennedy	NCAA (1-1)
1991-92	22	10	.687	20	ACC	11	5	.688	2nd	1	1	.500	Semifinals	Pat Kennedy	NCAA Sweet 16 (2-1)
1992-93	25	10	.714	11	ACC	12	4	.750	2nd	0	1	.000	Quarterfinals	Pat Kennedy	NCAA Elite 8 (3-1)
1993-94	13	14	.481		ACC	6	10	.375	T7th	0	1	.000	Quarterfinals	Pat Kennedy	
1994-95	12	15	.444		ACC	5	11	.313	T6th	0	1	.000	Quarterfinals	Pat Kennedy	
1995-96	13	14	.481		ACC	5	11	.313	8th	0	1	.000	First Round	Pat Kennedy	
1996-97	20	12	.625		ACC	6	10	.375	7th	0	1	.000	Quarterfinals	Pat Kennedy	NIT Finals (4-1)
1997-98	18	14	.563		ACC	6	10	.375	T6th	0	1	.000	First Round	Steve Robinson	NCAA (1-1)
1998-99	13	17	.433		ACC	5	11	.313	T7th	1	1	.500	Quarterfinals	Steve Robinson	
1999-00	12	17	.414		ACC	6	10	.375	T6th	1	1	.500	Quarterfinals	Steve Robinson	
2000-01	9	21	.300		ACC	4	12	.333	8th	0	1	.000	First Round	Steve Robinson	
2001-02	12	17	.414		ACC	4	12	.333	T7th	1	1	.500	Quarterfinals	Steve Robinson	
2002-03	14	15	.483		ACC	4	12	.333	9th	1	1	.500	Quarterfinals	Leonard Hamilton	
2003-04	19	14	.576		ACC	6	10	.375	T7th	0	1	.000	Quarterfinals	Leonard Hamilton	NIT (1-1)
2004-05	12	19	.387		ACC	4	12	.250	T10th	0	1	.000	First Round	Leonard Hamilton	
2005-06	20	10	.667		ACC	9	7	.563	5th	0	1	.000	First Round	Leonard Hamilton	NIT (1-1)
2006-07	22	13	.629		ACC	7	9	.438	T8th	1	1	.500	Quarterfinals	Leonard Hamilton	NIT (1-1)
2007-08	19	15	.559		ACC	7	9	.438	T7th	1	1	.500	Quarterfinals	Leonard Hamilton	NIT (0-1)
2008-09	25	10	.714	22	ACC	10	6	.625	4th	2	1	.667	Champ. Game	Leonard Hamilton	NCAA (0-1)
2009-10	22	10	.688		ACC	10	6	.625	T3rd	0	1	.000	Quarterfinals	Leonard Hamilton	NCAA (0-1)
2010-11	23	11	.676	19	ACC	11	5	.688	3rd	0	1	.000	Quarterfinals	Leonard Hamilton	NCAA (2-1)
2011-12	25	10	.714	10	ACC	12	4	.750	3rd	3	0	1.000	Champions	Leonard Hamilton	NCAA (1-1)

note - Florida State was a member of the Metro Conference from 1976-77 through 1990-91.  
 note - Florida State joined the Atlantic Coast Conference to begin the 1991-92 season.









# RECORDS

- 12, James Collins vs. Clemson, Jan. 11, 1997
- 12, Tim Pickett vs. Duke, Feb. 29, 2004
- 12, Von Wafer vs. Wake Forest, Jan. 18, 2005
- 12, Isaiah Swann vs. North Carolina, Feb. 3, 2008
- 11, Sam Cassell at Wake Forest, Jan. 11, 1992
- 11, Bob Sura vs. Maryland, Jan. 10, 1995
- 11, James Collins vs. Maryland, Jan. 10, 1995
- 11, Tim Pickett at Georgia Tech, Jan. 14, 2003
- 11, Tim Pickett at Wake Forest, Jan. 26, 2003
- 11, Tim Pickett vs. Virginia, March 1, 2003
- 11, Tim Pickett at Clemson, Jan. 13, 2004
- 11, Andrew Wilson vs. Virginia, Feb. 18, 2006
- 11, Deividas Dulkys at North Carolina, Feb. 24, 2010

### 3-POINT PERCENTAGE (MINIMUM 3 FGM)

- 1,000, Sam Cassell (6-6) at Clemson, Jan. 20, 1993
- 1,000, Geoff Brower (5-5) at North Carolina, Feb. 24, 1996
- 1,000, Adrian Crawford (4-4) vs. Wake Forest, Jan. 20, 1999
- 1,000, Delvon Arrington (3-3) at Virginia, Jan. 16, 2001
- 1,000, Adrian Crawford (4-4) at North Carolina, Feb. 22, 2001
- 1,000, Michael Joiner (3-3) vs. Virginia, March 1, 2003
- 1,000, Derwin Kitchen (3-3) at Virginia Tech, Feb. 21, 2009
- 1,000, Solomo Alabi (8-8) at Boston College, Feb. 24, 2009
- 1,000, Toney Douglas (3-3) at Virginia Tech, Jan. 29, 2008
- 1,000, Derwin Kitchen (3-3) vs. Maryland, Feb. 4, 2010
- 1,000, Derwin Kitchens (3-3) vs. Boston College, Jan. 22, 2011
- 1,000, Michael Snaer (4-4) at Wake Forest, Jan. 25, 2012
- .833, Chuck Graham (5-6) at North Carolina, Feb. 26, 1994
- .800, Kerry Thompson (4-5) vs. Virginia, Jan. 8, 1997
- .800, Ron Hale (4-5) at Wake Forest, Jan. 4, 2000
- .800, Damos Anderson (4-5) at North Carolina, Jan. 22, 2000
- .800, Deividas Dulkys (8-10) vs. North Carolina, Jan. 14, 2012

### FREE THROWS MADE

- 15, Al Thornton vs. Duke, March 1, 2006
- 14, Toney Douglas at Miami, Jan. 21, 2008
- 14, Doug Edwards vs. Clemson, Feb. 8, 1992
- 13, Toney Douglas vs. North Carolina, Jan. 28, 2009
- 12, Al Thornton at Clemson, Feb. 7, 2007
- 11, Doug Edwards at NC State, Feb. 10, 1992
- 11, Ron Hale at Wake Forest, Jan. 4, 2000
- 11, Tim Pickett vs. North Carolina, Jan. 22, 2004
- 11, Al Thornton vs. Wake Forest, Jan. 27, 2007
- 11, Al Thornton at Miami, March 3, 2007
- 11, Toney Douglas vs. Clemson, Feb. 19, 2008
- 10, Sam Cassell vs. Clemson, Feb. 20, 1993
- 10, Scott Shepard vs. Maryland, Feb. 10, 1996
- 10, James Collins at Maryland, March 4, 1996
- 10, Ron Hale vs. Maryland, Feb. 29, 1997
- 10, Monte Cummings vs. Georgia Tech, March 2, 2002
- 10, Anthony Richardson at Georgia Tech, Jan. 14, 2003
- 10, Alexander Johnson vs. Duke, March 1, 2006
- 10, Alexander Johnson vs. Clemson, Feb. 1, 2006
- 9, Bob Sura vs. Virginia, Feb. 8, 1993
- 9, Doug Edwards at Maryland, Feb. 13, 1993
- 9, Bob Sura at Duke, Feb. 24, 1993
- 9, Bob Sura vs. Virginia, Jan. 4, 1995
- 9, Bob Sura vs. NC State, Jan. 15, 1995
- 9, Ron Hale vs. Georgia Tech, Feb. 11, 1999
- 9, Alexander Johnson vs. Clemson, Jan. 12, 2005

### FREE THROWS ATTEMPTED

- 16, Al Thornton vs. Duke, March 1, 2006
- 15, Ron Hale vs. Maryland, Feb. 29, 1997
- 15, Al Thornton at Clemson, Feb. 7, 2007
- 15, Toney Douglas vs. Miami, Jan. 21, 2009
- 14, Doug Edwards vs. Clemson, Feb. 8, 1992
- 14, Doug Edwards at Maryland, Feb. 13, 1993
- 14, Toney Douglas vs. Clemson, Feb. 19, 2008
- 14, Toney Douglas vs. North Carolina, Jan. 28, 2009
- 13, Bob Sura vs. Virginia, Feb. 8, 1993
- 13, Bob Sura vs. Maryland, Feb. 12, 1994
- 13, Tim Pickett vs. North Carolina, Jan. 22, 2004
- 13, Alexander Johnson vs. Duke, March 1, 2006
- 13, Al Thornton vs. Wake Forest, Jan. 27, 2007
- 12, Doug Edwards at NC State, Feb. 10, 1992
- 12, Bob Sura vs. NC State, March 13, 1992
- 12, Bob Sura vs. NC State, Jan. 15, 1995
- 12, Ron Hale at Wake Forest, Jan. 4, 2000
- 12, Ralph Mims vs. Miami, March 8, 2008
- 12, Toney Douglas vs. Miami, March 8, 2008
- 12, Toney Douglas at Clemson, Feb. 5, 2009
- 11, Bob Sura at Virginia, Jan. 6, 1993
- 11, Sam Cassell vs. Clemson, Feb. 20, 1993
- 11, Bob Sura at Duke, Feb. 24, 1993
- 11, Nigel Dixon vs. Virginia, Feb. 20, 2002
- 11, Monte Cummings vs. Georgia Tech, March 2, 2002
- 11, Alexander Johnson vs. Clemson, Jan. 12, 2005
- 11, Von Wafer vs. Georgia Tech, Feb. 20, 2005
- 11, Toney Douglas vs. Clemson, Jan. 28, 2009

### FREE THROW PERCENTAGE (MINIMUM 7 FTM)

- 1,000, Doug Edwards (14-14) vs. Clemson, Feb. 8, 1992
- 1,000, Randell Jackson (7-7) vs. Virginia, Feb. 28, 1998
- 1,000, Ron Hale (8-8) vs. NC State, Jan. 23, 1999
- 1,000, Ron Hale (7-7) at Maryland, Jan. 27, 1999
- 1,000, Ron Hale (9-9) vs. Georgia Tech, Feb. 11, 1999
- 1,000, Antwan Dixon (8-8) vs. Virginia, Feb. 26, 2000
- 1,000, Anthony Richardson (10-10) at Ga. Tech, Jan. 14, 2003
- 1,000, Tim Pickett (8-8) vs. Virginia, March 1, 2003
- 1,000, Tim Pickett (7-7) vs. Georgia Tech, Feb. 3, 2004
- 1,000, Alexander Johnson (7-7) vs. Virginia, Feb. 18, 2006
- 1,000, Al Thornton (9-9) at Boston College, Jan. 23, 2007
- 1,000, Al Thornton (11-11) at Miami, March 3, 2007
- 1,000, Ian Miller (8-8) vs. Maryland, Jan. 17, 2012
- 1,000, Luke Loucks (8-8) vs. Miami, March 9, 2012

### OFFENSIVE REBOUNDS

- 9, Bernard James at Virginia Tech, Jan. 10, 2012
- 8, Corey Louis at Virginia, Feb. 4, 1995
- 7, Doug Edwards at Virginia, Jan. 6, 1993
- 7, Doug Edwards vs. Duke, Jan. 24, 1993
- 7, Doug Edwards at North Carolina, Jan. 27, 1993
- 7, Doug Edwards vs. NC State, Feb. 10, 1993
- 7, Doug Edwards vs. Clemson, March 12, 1993
- 7, Corey Louis vs. Clemson, Feb. 18, 1995
- 7, Kirk Luchman at Wake Forest, Jan. 25, 1997
- 7, Ron Hale vs. NC State, Jan. 23, 1999
- 7, Michael Joiner at NC State, Feb. 25, 2001
- 7, Nigel Dixon vs. Georgia Tech, March 2, 2002
- 7, Al Thornton at Maryland, Dec. 19, 2004
- 7, Al Thornton vs. Duke, Feb. 4, 2006
- 6, Doug Edwards vs. Georgia Tech, Jan. 31, 1993
- 6, Randell Jackson at Georgia Tech, Jan. 15, 1997
- 6, Nigel Dixon vs. Duke, Jan. 6, 2002
- 6, Nigel Dixon vs. Maryland, Feb. 27, 2002
- 6, Ryan Reid vs. North Carolina, March 4, 2008
- 6, Okaro White vs. North Carolina, Jan. 14, 2012
- 6, Bernard James vs. Clemson, March 4, 2012

### DEFENSIVE REBOUNDS

- 12, Rodney Dobard at North Carolina, Dec. 15, 1991
- 12, Michael Joiner at Wake Forest, Jan. 9, 2001
- 11, Bob Sura vs. NC State, Jan. 15, 1995
- 11, Tim Pickett vs. North Carolina, Dec. 22, 2002
- 11, Al Thornton at Maryland, Feb. 21, 2007
- 10, Oliver Simmons at NC State, Feb. 2, 2000
- 10, Tim Pickett at Duke, Jan. 29, 2004
- 10, Adam Waleskowski at Maryland, Dec. 19, 2004
- 10, Alexander Johnson vs. Virginia, Feb. 18, 2006
- 10, Al Thornton at Virginia, Feb. 17, 2007
- 10, Uche Echefu vs. Miami, Feb. 18, 2009
- 10, Uche Echefu at Duke, March 3, 2009
- 10, Derwin Kitchen at NC State, March 6, 2011
- 10, Chris Singleton at Georgia Tech, Feb. 10, 2011
- 9, Doug Edwards at Georgia Tech, Jan. 23, 1992
- 9, Bob Sura vs. Maryland, Jan. 10, 1995
- 9, Kirk Luchman vs. Wake Forest, March 1, 1997
- 9, Corey Louis at Virginia, Feb. 4, 1998
- 9, Delvon Arrington at Maryland, Feb. 14, 2001
- 9, Delvon Arrington vs. Georgia Tech, Feb. 28, 2001
- 9, Tim Pickett at Virginia, Jan. 18, 2004
- 9, Tim Pickett at North Carolina, Feb. 22, 2004
- 9, Chris Singleton at Maryland, Jan. 10, 2010
- 9, Derwin Kitchen vs. Duke, Jan. 12, 2011
- 8, Doug Edwards vs. Virginia, Feb. 8, 1993
- 8, Doug Edwards vs. Maryland, Feb. 13, 1993
- 8, Doug Edwards vs. Clemson, March 12, 1993
- 8, Delvon Arrington at Clemson, Feb. 12, 2000
- 8, Tim Pickett vs. Duke, Feb. 2, 2003
- 8, Tim Pickett vs. Virginia, March 1, 2003
- 8, Alexander Johnson at Virginia, Feb. 9, 2005
- 8, Al Thornton vs. Duke, Feb. 4, 2006
- 8, Uche Echefu at NC State, Feb. 27, 2008
- 8, Uche Echefu at Clemson, Jan. 12, 2008
- 8, Uche Echefu at Wake Forest, Jan. 20, 2008
- 8, Uche Echefu vs. North Carolina, March 14, 2008
- 8, Chris Singleton vs. Wake Forest, Feb. 1, 2011
- 8, Michael Snaer vs. Virginia, Feb. 12, 2011

### TOTAL REBOUNDS

- 17, Michael Joiner at Wake Forest, Jan. 9, 2001
- 16, Al Thornton at Virginia, Feb. 17, 2007
- 15, Rodney Dobard at Maryland, Jan. 18, 1992
- 15, Bernard James at Virginia Tech, Jan. 10, 2012
- 15, Doug Edwards vs. Clemson, March 12, 1993
- 15, Al Thornton at Duke, Feb. 4, 2006
- 15, Al Thornton at Maryland, Feb. 21, 2007
- 14, Adam Waleskowski at Maryland, Dec. 19, 2004
- 14, Chris Singleton at Maryland, Jan. 10, 2010
- 13, Doug Edwards at Maryland, Jan. 18, 1992

- 13, Doug Edwards vs. Maryland, Feb. 5, 1992
- 13, Bob Sura at Virginia, Feb. 4, 1995
- 13, Al Thornton at Maryland, Dec. 19, 2004
- 13, Alexander Johnson vs. Virginia, Feb. 18, 2006
- 13, Alexander Johnson vs. Duke, March 1, 2006
- 13, Al Thornton vs. Miami, March 5, 2006
- 13, Derwin Kitchen at NC State, March 6, 2011
- 12, Rodney Dobard at North Carolina, Dec. 15, 1991
- 12, Doug Edwards vs. Virginia, Jan. 4, 1992
- 12, Rodney Dobard vs. Maryland, Feb. 5, 1992
- 12, Doug Edwards vs. North Carolina, Feb. 27, 1992
- 12, Bob Sura vs. NC State, Jan. 15, 1995
- 12, Corey Louis at Virginia, Feb. 4, 1995
- 12, Randell Jackson vs. Wake Forest, March 1, 1997
- 12, Nigel Dixon vs. Duke, Jan. 6, 2002

### ASSISTS

- 13, Delvon Arrington at Georgia Tech, Jan. 9, 1999
- 13, Luke Loucks vs. North Carolina, March 11, 2012
- 12, Bob Sura vs. NC State, Jan. 15, 1995
- 11, Charlie Ward at Georgia Tech, Jan. 23, 1992
- 10, Charlie Ward vs. NC State, Jan. 16, 1993
- 10, Kerry Thompson vs. North Carolina, Jan. 22, 1997
- 10, Delvon Arrington at Georgia Tech, Jan. 19, 2000
- 10, Delvon Arrington vs. Georgia Tech, Feb. 21, 2000
- 10, Delvon Arrington vs. North Carolina, Feb. 23, 2000
- 10, Delvon Arrington at Maryland, March 1, 2000
- 10, Delvon Arrington vs. Duke, Jan. 6, 2002
- 10, Derwin Kitchen at Duke, Jan. 27, 2010
- 9, Sam Cassell at Virginia, Jan. 6, 1993
- 9, Bob Sura at Wake Forest, Jan. 8, 1994
- 9, Charlie Ward at Wake Forest, Feb. 10, 1994
- 9, Kerry Thompson vs. Duke, Feb. 15, 1997
- 9, Delvon Arrington vs. Georgia Tech, March 2, 2002
- 9, Nate Johnson vs. Georgia Tech, Feb. 3, 2004
- 9, Todd Galloway at Virginia, Feb. 9, 2005

### BLOCKED SHOTS

- 9, Corey Louis vs. Maryland, Jan. 10, 1995
- 7, Rodney Dobard vs. Maryland, Jan. 13, 1993
- 7, Solomon Alabi vs. Boston College, Feb. 14, 2010
- 6, Rodney Dobard at Wake Forest, Jan. 9, 1993
- 6, Rodney Dobard at North Carolina, Jan. 27, 1993
- 6, Rodney Dobard at NC State, Feb. 17, 1993
- 6, Randell Jackson vs. Virginia, Feb. 28, 1998
- 6, David Anderson vs. Duke, Jan. 21, 2000
- 6, Delvon Arrington at Georgia Tech, Jan. 27, 2001
- 6, Rodney Dobard at Duke, Feb. 24, 1993
- 5, Randell Jackson vs. Wake Forest, Jan. 6, 1996
- 5, Corey Louis vs. North Carolina, Jan. 24, 1996
- 5, Corey Louis vs. Maryland, Feb. 10, 1996
- 5, Karim Shabazz at Virginia, Dec. 1, 1998
- 5, Mike Mathews vs. Virginia, Feb. 17, 2001
- 5, Anthony Richardson vs. Georgia Tech, Feb. 15, 2003
- 5, Alexander Johnson vs. Virginia, Feb. 18, 2006
- 5, Solomon Alabi at Clemson, Feb. 7, 2009
- 5, Chris Singleton vs. Maryland, Jan. 17, 2009
- 5, Bernard James vs. Maryland, Feb. 12, 2011
- 5, Deividas Dulkys at Virginia Tech, Jan. 10, 2012
- 5, Barnard James vs. Duke, Feb. 23, 2012
- 5, Bernard James vs. North Carolina, March 11, 2012

### STEALS

- 9, Bob Sura at Georgia Tech, March 2, 1995
- 8, Charlie Ward at Wake Forest, Jan. 11, 1992
- 7, Delvon Arrington at Clemson, Feb. 23, 2002
- 6, Charlie Ward vs. Clemson, Feb. 8, 1992
- 6, James Collins vs. NC State, Feb. 14, 1996
- 6, Kerry Thompson vs. Maryland, Jan. 29, 1997
- 6, Delvon Arrington at Georgia Tech, Jan. 27, 2001
- 6, Ralph Mims vs. Duke, Jan. 16, 2008
- 6, Toney Douglas vs. Virginia, Jan. 23, 2008
- 6, Toney Douglas vs. Georgia Tech, Feb. 5, 2009
- 5, Charlie Ward at Clemson, Feb. 16, 1994
- 5, Bob Sura vs. Duke, Jan. 21, 1995
- 5, Kerry Thompson at NC State, Jan. 3, 1998
- 5, Delvon Arrington at North Carolina, Jan. 22, 1999
- 5, Delvon Arrington vs. Virginia, Jan. 30, 1999
- 5, Delvon Arrington at North Carolina, Feb. 7, 1999
- 5, Delvon Arrington at North Carolina, Jan. 22, 2000
- 5, Tim Pickett at Georgia Tech, Jan. 14, 2003
- 5, Tim Pickett at Wake Forest, Feb. 25, 2004
- 5, Tim Pickett at Georgia Tech, March 6, 2004
- 5, Isaiah Swann at Virginia Tech, Feb. 25, 2006
- 5, Derwin Kitchen vs. Duke, Jan. 10, 2009
- 5, Derwin Kitchen vs. Wake Forest, March 3, 2010
- 5, Chris Singleton vs. Boston College, Feb. 14, 2010
- 5, Chris Singleton at Clemson, Jan. 29, 2011
- 5, Michael Snaer vs. Georgia Tech, Feb. 2, 2012





# RECORDS

## FSU MISCELLANEOUS ACC RECORDS

### LARGEST WINNING MARGIN

36, vs. Virginia (100-64), Feb. 6, 1994  
 33, vs. North Carolina (90-57), Jan. 14, 2012  
 28, vs. NC State (107-79), Jan. 15, 1995  
 26, vs. NC State (78-52), Feb. 24, 2007  
 25, vs. Virginia (88-63), Feb. 28, 1998  
 24, vs. Wake Forest (83-59), Jan. 22, 1998  
 23, at Wake Forest (75-52), Jan. 25, 2012  
 22, vs. NC State (98-76), Jan. 25, 1992  
 22, vs. Maryland (100-78), Feb. 10, 1996

### LARGEST WINNING MARGIN ON THE ROAD

23, at Wake Forest (75-52), Jan. 25, 2012  
 19, at Georgia Tech (75-56), Jan. 9, 1999  
 19, at Virginia (69-59), Feb. 17, 2010  
 18, at Clemson (89-71), Jan. 20, 1993  
 15, vs. Boston College (62-47), Feb. 14, 2010  
 13, at NC State (68-55), Jan. 3, 1998  
 12, at North Carolina (86-74), Dec. 15, 1991

### LARGEST LOSING MARGIN

48, at North Carolina (103-55), Jan. 24, 1998  
 42, at Duke (100-58), Feb. 4, 2001  
 34, at North Carolina (98-64), Feb. 7, 1999  
 33, at Clemson (78-45), Feb. 14, 1999  
 33, at Duke (101-68), Feb. 16, 2000  
 33, at Maryland (96-63), Jan. 26, 2002  
 31, vs. Duke (85-54), Jan. 16, 2000  
 31, at Duke (49-80), Feb. 7, 2002  
 30, at North Carolina (100-70), Jan. 25, 1995  
 29, vs. Clemson (78-49), Feb. 15, 1998

### BEST RECORD

12-4, second place in 1992-93,

### WORST RECORD

4-12 in 2000-01, 2001-02, 2002-03, 2004-05

### BEST LEAGUE FINISH

Second place twice (1991-92 and 1992-93)

### WORST LEAGUE FINISH

Tenth place tie (2004-05)

### LONGEST WINNING STREAK

7 (Jan. 10, 2012-Feb. 4, 2012)

### LONGEST HOME WINNING STREAK

10, Feb. 1, 1992 - Feb. 27, 1993

### LONGEST ROAD WINNING STREAK

5, Jan. 11, 1992 - Feb. 18, 1992

### LONGEST LOSING STREAK

9, Jan. 27, 1999 - Feb. 27, 1999

### LONGEST HOME LOSING STREAK

4, Jan. 30, 1999 - Feb. 27, 1999;  
 Jan. 4, 2001 - Jan. 25, 2001;  
 Jan. 22, 2005 - Feb. 22, 2005

### LONGEST ROAD LOSING STREAK

26, Dec. 16, 2001 - Jan. 26, 2005

### BEST FIRST HALF

7-1 in 2011-12

### BEST SECOND HALF

6-2 in 1991-92 and 1992-93

### BEST HOME RECORD

7-1 in 1992-93, 2011-12

### BEST ROAD RECORD

6-2 in 1991-92





# ACC SERIES ANATOMIES

## **BOSTON COLLEGE** (Boston College Leads, 5-4)

Last Florida State Win: Jan. 22, 2011, Home, 67-51  
 Last Boston College Win: Feb. 8, 2012; Away, 60-64  
 Leonard Hamilton vs. Boston College: 11-13 (4-5 at Florida State, 7-8 at Miami)  
 Seminoles At Home: 3-1  
 Seminoles On The Road: 1-4  
 Seminoles On A Neutral Court: 0-0  
 Seminoles Since 2006: 4-5  
 Longest Winning Streak: 3  
 Largest Margin Of Victory: +15, 62-47, Home, Feb. 14, 2010  
 Largest Margin In Loss: -5, 67-72, Away, Feb. 24, 2009  
 Most Points Scored: 87, 87-90, Away, Jan. 14, 2006

## **CLEMSON** (Florida State leads, 31-28)

Last Florida State Win: March 4, 2012; Home, 80-72  
 Last Clemson Win: Jan. 7, 2012, Away, 59-79  
 Leonard Hamilton vs. Clemson: 8-13 (8-11 at Florida State, 0-2 at Miami)  
 Seminoles At Home: 18-7  
 Seminoles On The Road: 8-18  
 Seminoles On A Neutral Court: 5-3  
 Seminoles Since 1992: 23-21  
 Longest Winning Streak: 5 (Jan. 19, 1994-Jan. 17, 1996)  
 Largest Margin Of Victory: +42, 122-80, Home, Jan. 22, 1970  
 Largest Margin In Loss: -33, 45-78, Away, Feb. 14, 1999  
 Most Points Scored: 122-80, Home, Jan. 22, 1970

## **DUKE** (Duke Leads, 31-9)

Last Florida State Win: March 10, 2012; Neutral, 62-59  
 Last Duke Win: Feb. 23, 2012; Home, 66-74  
 Leonard Hamilton vs. Duke: 6-8 (all at Florida State)  
 Seminoles At Home: 6-13  
 Seminoles On The Road: 2-17  
 Seminoles On A Neutral Court: 1-1  
 Seminoles Since 1992: 8-28  
 Longest Winning Streak: 2, March 1, 2006-Feb. 4, 2007  
 Largest Margin Of Victory: +5, 75-70, Home, Feb. 2, 2003, 70-74, Home, March 1, 2006, 66-61, Home, Jan. 12, 2011  
 Largest Margin In Loss: -42, 58-100, Away, Feb. 4, 2001  
 Most Points Scored: 96-97, Away, Feb. 4, 2006

## **GEORGIA TECH** (Florida State leads, 36-27)

Last Florida State Win: Feb. 1, 2012; 68-54, Home  
 Last Georgia Tech Win: Feb. 13, 2007; 57-63, Home  
 Leonard Hamilton vs. Georgia Tech: 10-4 (8-4 at Florida State, 2-0 at Miami)  
 Seminoles At Home: 19-10  
 Seminoles On The Road: 15-16  
 Seminoles On A Neutral Court: 2-1  
 Seminoles Since 1992: 20-16  
 Longest Winning Streak: 7, Jan. 23, 1992-March 2, 1994, Dec. 30, 2007-Current  
 Largest Margin Of Victory: +58, 108-50, Home, Feb. 9, 1972  
 Largest Margin In Loss: -21, 58-79, Jan. 26, 1996  
 Most Points Scored: 108-50, Home, Feb. 9, 1972

## **MARYLAND** (Maryland leads, 29-11)

Last Florida State Win: Jan. 17, 2012; 84-70, Home  
 Last Maryland Win: Feb. 23, 2011, 62-78, Away  
 Leonard Hamilton vs. Maryland: 4-9 (all at Florida State)  
 Seminoles At Home: 8-10  
 Seminoles On The Road: 3-15  
 Seminoles On A Neutral Court: 0-4  
 Seminoles Since 1992: 10-29  
 Longest Winning Streak: 2, Jan. 13, 1993-Feb. 13, 1993  
 Largest Margin Of Victory: +22, 100-78, Feb. 10, 1986, Home  
 Largest Margin In Loss: -33, 63-96, Feb. 27, 2002  
 Most Points Scored: 105-85, Jan. 13, 1993, Home

## **MIAMI** (Florida State leads, 40-29)

Last Florida State Win: March 9, 2012; 82-71, Neutral  
 Last Miami Win: Feb. 26, 2012; 62-78, Away  
 Leonard Hamilton vs. Miami: 14-5 (13-4 at Florida State, 1-0 at Oklahoma State)  
 Seminoles At Home: 26-5  
 Seminoles On The Road: 12-23  
 Seminoles On A Neutral Court: 2-1  
 Seminoles Since 2005: 11-5  
 Longest Winning Streak: 6, Dec. 6, 1968-Jan. 8, 1971  
 Largest Margin Of Victory: +41, 104-63, Jan. 9, 1970, Home  
 Largest Margin In Loss: -37, 56-93, Jan. 8, 1971, Home  
 Most Points Scored: 114-106, Jan. 8, 1971, Home

## **NORTH CAROLINA** (North Carolina leads, 42-12)

Last Florida State Win: March 11, 2012; Neutral, 85-82  
 Last North Carolina Win: March 2, 2011; 70-72, Home  
 Leonard Hamilton vs. North Carolina: 4-12 (4-11 at Florida State, 0-1 at Miami)  
 Seminoles At Home: 5-14  
 Seminoles On The Road: 4-21  
 Seminoles On A Neutral Court: 3-7  
 Seminoles Since 1992: 9-29  
 Longest Winning Streak: 2, Dec. 15, 1991-Feb. 27, 1992, Feb. 24, 1996-Jan. 22, 1997, Jan. 14, 2012-March 11, 2012  
 Largest Margin Of Victory: +33, 90-57, Jan. 14, 2012, Home  
 Largest Margin In Loss: -48, 55-103, Jan. 24, 1998, Away  
 Most Points Scored: 110-96, Feb. 27, 1992, Home

## **NC STATE** (NC State leads, 27-21)

Last Florida State Win: Feb. 18, 2012; Away, 76-62  
 Last NC State Win: March 12, 2010; Neutral, 52-58  
 Leonard Hamilton vs. NC State: 5-10 (all at Florida State)  
 Seminoles At Home: 11-6  
 Seminoles On The Road: 9-15  
 Seminoles On A Neutral Court: 1-6  
 Seminoles Since 1992: 16-23  
 Longest Winning Streak: 5, Jan. 25, 1992-Feb. 17, 1993  
 Largest Margin Of Victory: +28, 107-79, Jan. 15, 1995, Home  
 Largest Margin In Loss: -25, 46-71, Feb. 25, 2001, Away  
 Most Points Scored: 107-79, Jan. 15, 1995, Home

## **VIRGINIA** (Florida State leads, 21-17)

Last Florida State Win: March 1, 2012; Away, 63-60  
 Last Virginia Win: Feb. 17, 2007; Away, 73-70  
 Leonard Hamilton vs. Virginia: 10-4 (all at Florida State)  
 Seminoles At Home: 13-6  
 Seminoles On The Road: 8-11  
 Seminoles On A Neutral Court: 0-0  
 Seminoles Since 1992: 21-17  
 Longest Winning Streak: 7, Jan. 23, 2008-March 1, 2012  
 Largest Margin Of Victory: +36, 100-64, Feb. 6, 1994, Home  
 Largest Margin In Loss: -20, 64-84, Jan. 6, 1994, Away  
 Most Points Scored: 100-64, Feb. 6, 1994, Home

## **VIRGINIA TECH** (Florida State leads, 27-19)

Last Florida State Win: Feb. 16, 2012; Home, 48-47  
 Last Virginia Tech Win: March 11, 2011, 52-51, Neutral  
 Leonard Hamilton vs. Virginia Tech: 8-4 (all at Florida State)  
 Seminoles At Home: 16-4  
 Seminoles On The Road: 8-13  
 Seminoles On A Neutral Court: 3-2  
 Seminoles Since 2005: 8-4  
 Longest Winning Streak: 5, Jan. 26, 1991-Jan. 4, 2003  
 Largest Margin Of Victory: +29, 107-78, Feb. 23, 1987, Home  
 Largest Margin In Loss: -14, 71-85, Jan. 14, 1985, Away  
 Most Points Scored: 117-97, March 1, 1989, Home

## **WAKE FOREST** (Wake Forest leads, 23-20)

Last Florida State Win: Jan. 25, 2012; Away, 75-52  
 Last Wake Forest Win: Feb. 14, 2009, 86-63, Away  
 Leonard Hamilton vs. Forest: 8-7 (8-6 at Florida State, 0-1 at Miami)  
 Seminoles At Home: 12-6  
 Seminoles On The Road: 6-14  
 Seminoles On A Neutral Court: 2-3  
 Longest Winning Streak: 5, Dec. 22, 1973-Feb. 10, 1993)  
 Seminoles Since 1992: 20-22  
 Largest Margin Of Victory: +24, 83-59, Jan. 22, 1998, Home, Feb. 1, 2011, Home  
 Largest Margin In Loss: -39, 48-87, Feb. 12, 2005, Away  
 Most Points Scored: 11-94, Feb. 10, 1993, Home



# MARGINS & HISTORY

## MARGIN OF VICTORY

### LARGEST MARGIN OF VICTORY

RANK	MARGIN	OPPONENT (DATE)	SCORE
1.	+69	Valdosta (Dec. 12, 1970)	134-65
2.	+67	Baptist (Feb. 5, 1977)	139-72
3.	+64	Tampa (Dec. 6, 1965)	121-57
4.	+60	South Dakota (Dec. 5, 1970)	125-65
5.	+58	Georgia Tech (Feb. 19, 1972)	108-50
6.	+57	Palm Beach Atlantic (Dec. 13, 1975)	109-52
7.	+54	Central Florida (Nov. 25, 1988)	133-79
8.	+53	Baptist College (Jan. 14, 1976)	107-54
	+53	UNC-Asheville (Jan. 2, 1992)	107-54
10.	+52	New Hampshire (Dec. 30, 1968)	104-52
	+52	Savannah State (Nov. 20, 2002)	93-41
12.	+51	Florida Atlantic (Dec. 1, 1993)	110-59
13.	+48	Valdosta State (Dec. 12, 1970)	111-63
14.	+47	Alabama A&M (Dec. 31, 2009)	81-34
15.	+46	Florida International (Dec. 2, 1987)	121-75
	+46	Rider (Jan. 4, 1989)	113-67
	+46	Campbell (Dec. 29, 2001)	93-47
18.	+45	Valdosta State (Dec. 2, 1968)	120-75
	+45	Valdosta State (Feb. 24, 1976)	106-61
	+45	Eckerd (Nov. 27, 1978)	116-71
	+45	Nicholls State (Nov. 26, 2004)	99-54
22.	+44	Jacksonville (Dec. 21, 2004)	101-57
23.	+43	Rollins (Feb. 11, 1960)	101-58
	+43	Samford (Jan. 16, 1971)	122-79
	+43	East Tennessee State (Jan. 8, 1972)	106-63
26.	+42	Clemson (Jan. 22, 1970)	122-80
	+42	South Alabama (Feb. 23, 1974)	105-63
	+42	Stetson (Nov. 18, 2009)	80-38
29.	+41	Jacksonville (Feb. 16, 1968)	106-65
	+41	Miami (Fla.) (Jan. 9, 1970)	104-63
	+41	Chattanooga (Feb. 1, 1975)	111-70
	+41	South Alabama (Nov. 20, 2012)	80-39
32.	+40	SW Louisiana (Jan. 24, 1976)	110-70
	+40	Purdue (Nov. 29, 2005)	97-57
	+40	Texas A&M Corpus Christi (Jan. 4, 2010)	94-54

### LARGEST MARGIN OF DEFEAT

RANK	MARGIN	OPPONENT (DATE)	SCORE
1.	-52	West Virginia (Jan. 30, 1958)	51-103
2.	-48	North Carolina (Jan. 25, 1995)	55-103
3.	-45	North Carolina (Dec. 31, 1985)	64-109
4.	-43	Duke (Feb. 4, 2001)	58-101
5.	-40	The Citadel (Feb. 15, 1960)	60-100
	-40	Southern Mississippi (Feb. 8, 1986)	96-102
7.	-39	Marshall (Feb. 1, 1958)	68-107
8.	-35	North Carolina (Dec. 16, 1965)	80-115
9.	-34	North Carolina (Feb. 7, 1999)	98-64
10.	-33	Clemson (Feb. 14, 1999)	45-78
	-33	Duke (Feb. 16, 2000)	68-101
	-33	Maryland (March 8, 2002)	59-85



Florida State defeated North Carolina, 90-57, on Jan. 14, 2012 for its largest margin of victory (+33) over the Tar Heels in School history.

## TOURNAMENT HISTORY

### CHAMPIONSHIPS

- NAIB District 25 - 1950-51
- NAIB District 25 - 1954-55
- Savannah Invitational - 1962-63
- Civitan Classic - 1968-69
- Gator Bowl - 1969-70
- Civitan Classic - 1971-72
- Far West Classic - 1971-72
- Senior Bowl - 1971-72
- NCAA Mideast - 1971-72
- Big Sun - 1973-74
- Big Sun - 1977-78
- Birmingham Classic - 1977-78
- Cotton States Classic - 1980-81
- Red Lobster Classic - 1986-87
- Metro Conference - 1990-91
- Global Sports Classic - 2008-09
- Old Spice Classic -- 2009-10

### APPEARANCES

#### In-Season

- 1950-51 NAIB District 25 (2-0, Champions)
- 1950-51 NAIB Nationals (2-1, Quarterfinals)
- 1951-52 Gator Bowl (0-3, Round Robin)
- 1951-52 NAIB District 25 (1-1, Second)
- 1952-53 NAIB District 25 (1-1, Second)
- 1954-55 Gator Bowl (1-1, Third)
- 1954-55 NAIB District 25 (2-0, Champions)
- 1954-55 NAIB Nationals (1-1, Second Round)
- 1955-56 Carousel Tournament (1-2, Sixth)
- 1955-56 Orange Bowl (1-2, Seventh)
- 1956-57 Senior Bowl (1-1, Third)
- 1957-58 Senior Bowl (1-1, Third)
- 1958-59 Citadel Invitational (0-2, Fourth)
- 1959-60 Gator Bowl (1-1, Second)
- 1960-61 Gator Bowl (0-1)
- 1962-63 Savannah Invitational (3-0, Champions)
- 1963-64 Gator Bowl (1-1, Third)
- 1964-65 Vanderbilt Invitational (1-1, Third)
- 1964-65 All College Tournament (1-2, Seventh)

- 1965-66 Tampa Invitational (1-1, Second)
- 1967-68 Milwaukee Classic (1-1, Third)
- 1967-68 Evansville Tournament (1-1, Second)
- 1968-69 Florida Sunshine Classic (2-0, Champions)
- 1969-70 Gator Bowl (2-0, Champions)
- 1970-71 Florida Sunshine Classic (1-1, Second)
- 1970-71 Sun Bowl (0-2)
- 1971-72 Civitan Classic (2-0, Champions)
- 1971-72 Far West Classic (3-0, Champions)
- 1971-72 Senior Bowl (2-0, Champions)
- 1972-73 Marshall Invitational (1-1, Third)
- 1972-73 Dayton Invitational (1-1, Third)
- 1972-73 All College (2-1, Third)
- 1973-74 Steel Bowl (1-1, Second)
- 1973-74 Big Sun Classic (2-0, Champions)
- 1973-74 Mercer Bear Classic (1-1, Third)
- 1973-74 Bluebonnet Classic (1-1, Second)
- 1973-74 Big Sun (2-0, First)
- 1974-75 Louisville Holiday (1-1, Second)
- 1975-76 Big Sun (1-1, Second)
- 1975-76 Far West Classic (1-2, Seventh)
- 1976-77 IPTAY Tournament (1-1, Second)
- 1976-77 Cable Car Classic (1-1, Second)
- 1976-77 Vermont Classic (1-1, Third)
- 1977-78 Big Sun (2-0, First)
- 1977-78 Birmingham Classic (2-0, First)
- 1977-78 Pillsbury Classic (1-1, Second)
- 1978-79 Dayton Invitational (1-1, Second)
- 1978-79 Old Dominion Classic (1-1, Second)
- 1980-81 Cotton States Classic (2-0, First)
- 1981-82 Florida Four (1-1, Second)
- 1981-82 Dayton Invitational (1-1, Second)
- 1982-83 Florida Four (1-1, Third)
- 1982-83 Cabrillo Classic (1-1, Third)
- 1986-87 Red Lobster Classic (2-0, Champions)
- 1987-88 Red Lobster Classic (1-1, Third)
- 1988-89 Red Lobster Classic (1-1, Second)
- 1989-90 Great Alaska Shootout (1-2, Fifth)
- 1989-90 ECAC Holiday Festival (1-1, Third)
- 1992-93 Preseason NIT (2-2, Fourth)
- 1997-98 Preseason NIT (3-1, Second)

- 1998-99 Rainbow Classic (2-1, Fifth)
- 2000-01 Great Alaska Shootout (1-2, Seventh)
- 2002-03 Fiesta Bowl Classic (1-1, Third)
- 2003-04 University of Pittsburgh Holiday Hoops Classic (3-1, Second)
- 2004-05 Corpus Christi Caller Times Challenge (1-3)
- 2006-07 Colonial Classic (3-1)
- 2007-08 Glenn Wilkes Classic (1-2)
- 2008-09 Global Sports Classic (4-0)
- 2009-10 Old Spice Classic (3-0)
- 2010-11 Diamond Head Classic (2-1)
- 2011-12 Battle 4 Atlantis (1-2)

### Conference

- 1948-49 Dixie Conference (1-2, Fourth)
- 1949-50 Dixie Conference (1-1, Third)
- 1950-51 Dixie Conference (1-1, Second)
- 1976-77 Metro Tournament (0-1)
- 1977-78 Metro Tournament (1-1, Second)
- 1978-79 Metro Tournament (2-1, Second)
- 1979-80 Metro Tournament (2-1, Second)
- 1980-81 Metro Tournament (1-1, Fourth)
- 1981-82 Metro Tournament (1-1, Third)
- 1982-83 Metro Tournament (0-1)
- 1983-84 Metro Tournament (1-1)
- 1984-85 Metro Tournament (2-1, Second)
- 1985-86 Metro Tournament (1-1)
- 1986-87 Metro Tournament (0-1)
- 1987-88 Metro Tournament (1-1)
- 1988-89 Metro Tournament (1-1)
- 1989-90 Metro Tournament (0-1)
- 1990-91 Metro Tournament (3-0, Champions)
- 1991-92 ACC Tournament (1-1)
- 1992-93 ACC Tournament (0-1)
- 1993-94 ACC Tournament (0-1)
- 1994-95 ACC Tournament (0-1)
- 1995-96 ACC Tournament (0-1)
- 1996-97 ACC Tournament (0-1)
- 1997-98 ACC Tournament (0-1)
- 1998-99 ACC Tournament (1-1)
- 1999-00 ACC Tournament (1-1)



# IN-SEASON TOURNAMENTS

## TOURNAMENT HISTORY

2000-01	ACC Tournament (0-1)
2001-02	ACC Tournament (1-1)
2002-03	ACC Tournament (1-1)
2003-04	ACC Tournament (0-1)
2004-05	ACC Tournament (0-1)
2005-06	ACC Tournament (0-1)
2006-07	ACC Tournament (1-1)
2007-08	ACC Tournament (1-1)
2008-09	ACC Tournament (2-1)
2009-10	ACC Tournament (0-1)
2010-11	ACC Tournament (0-1)
2011-12	ACC Tournament (3-0, Champions)

### Postseason

1967-68	NCAA Tournament (0-1)
1971-72	NCAA Tournament (4-1, Runners-Up)
1977-78	NCAA Tournament (0-1)
1979-80	NCAA Tournament (1-1)
1983-84	National Invitation Tournament (1-1)
1986-87	National Invitation Tournament (1-1)
1987-88	NCAA Tournament (0-1)
1988-89	NCAA Tournament (0-1)
1990-91	NCAA Tournament (1-1)
1991-92	NCAA Tournament (2-1)
1992-93	NCAA Tournament (3-1)

1996-97	National Invitation Tournament (4-1, Second)
1997-98	NCAA Tournament (1-1)
2003-04	National Invitation Tournament (1-1)
2005-06	National Invitation Tournament (1-1)
2006-07	National Invitation Tournament (2-1)
2007-08	National Invitation Tournament (0-1)
2008-09	NCAA Tournament (0-1)
2009-10	NCAA Tournament (0-1)
2010-11	NCAA Tournament (2-1)
2011-12	NCAA Tournament (1-1)

## IN-SEASON TOURNAMENTS

### NAIB District 25 (Jacksonville, Fla.)

March 2, 1951	vs. Stetson.....	W	65-58
March 3, 1951	vs. Georgia Teachers.....	W	69-67 (champions)

### NAIB District 25 (DeLand, Fla.)

Feb. 28, 1952	vs. Miami (Fla.).....	W	73-70
Feb. 29, 1952	vs. Tampa.....	L	57-78
March 4, 1953	vs. Mercer.....	W	87-77
March 5, 1953	vs. Stetson.....	L	81-94

### NAIB District 25 (Tallahassee, Fla.)

Feb. 28, 1955	vs. Stetson.....	W	86-77
March 1, 1955	vs. Georgia Teachers.....	W	91-83 (champions)

### NAIB National Tournament (Kansas City, Mo.)

March 13, 1951	vs. South Dakota State.....	W	85-70
March 14, 1951	vs. Pepperdine.....	W	61-59
March 15, 1951	vs. Millikin.....	L	60-91 (q-finals)
March 7, 1955	vs. Montana State.....	W	93-84
March 9, 1955	vs. Beloit.....	L	88-110

### All-College Tournament(Oklahoma City, Okla.)

Dec. 28, 1964	vs. DePaul.....	L	44-52
Dec. 29, 1964	vs. Creighton.....	L	77-85
Dec. 30, 1964	vs. Rice.....	W	81-56
Dec. 27, 1972	vs. Penn State.....	W	70-60
Dec. 28, 1972	vs. Brigham Young.....	L	77-80
Dec. 30, 1972	vs. Oklahoma City.....	W	94-80

### Battle 4 Atlantis (Nassau, Bahamas)

Nov. 24, 2012	vs. UMass.....	W	73-53
Nov. 25, 2012	vs. Harvard.....	L	41-46
Nov. 26, 2012	vs. UConn.....	L	76-78 (OT)

### Big Sun Classic (St. Petersburg, Fla.)

Dec. 21, 1973	vs. Western Kentucky.....	W	107-87
Dec. 22, 1973	vs. Wake Forest.....	W	66-48 (champions)
Dec. 19, 1975	vs. South Florida.....	W	78-51
Dec. 20, 1975	vs. Alabama.....	L	72-76
Dec. 9, 1977	vs. South Florida.....	W	76-67
Dec. 10, 1977	vs. Seton Hall.....	W	94-63 (champions)

### Birmingham Classic (Birmingham, Ala.)

Dec. 16, 1977	vs. Texas A&M.....	W	100-77
Dec. 17, 1977	vs. Navy.....	W	82-55 (champions)

### Bluebonnet Classic (Houston, Texas)

Jan. 4, 1974	vs. Texas A&M.....	W	99-79
Jan. 5, 1974	vs. Houston.....	L	74-79

### Cable Car Classic (San Francisco, Calif.)

Dec. 17, 1976	vs. Santa Clara.....	W	94-80
Dec. 18, 1976	vs. San Francisco.....	L	87-93

### Cabrillo Classic (San Diego, Calif.)

Dec. 29, 1982	at San Diego State.....	L	85-89
Dec. 30, 1982	vs. Tulsa.....	W	92-80

### Carousel Tournament (Charlotte, N.C.)

Dec. 19, 1955	vs. Clemson.....	L	76-94
Dec. 20, 1955	vs. Boston University.....	W	86-52
Dec. 21, 1955	vs. Mississippi State.....	L	71-79

### The Citadel Invitational (Charleston, S.C.)

Dec. 19, 1958	vs. Miami (Fla.).....	L	79-85
Dec. 20, 1958	vs. Georgia.....	L	72-83

### Colonial Classic (Tallahassee, Fla. & Pittsburgh, Pa.)

Nov. 12, 2006	vs. McNeese State*.....	W	85-65
Nov. 13, 2006	vs. Illinois State*.....	W	73-59
Nov. 14, 2006	vs. SMU*.....	W	59-52
Nov. 24, 2006	at Pittsburgh <sup>2</sup> .....	L	66-88

\* Games played in Tallahassee, Fla.

& Game played in Pittsburgh, Pa.

### Corpus Christi Caller Times Challenge (Corpus Christi, Texas)

Nov. 22, 2004	vs. Texas A&M-Corpus Christi*.....	L	67-70
Nov. 24, 2004	vs. Shawnee State*.....	W	88-65
Nov. 27, 2004	vs. Kent State.....	L	59-69
Nov. 28, 2004	vs. Texas Christian.....	L	70-71

\*Games played in Tallahassee, Fla.

### Cotton States Classic (Atlanta, Ga.)

Dec. 19, 1980	vs. Missouri.....	W	68-64
Dec. 20, 1980	vs. Georgia.....	W	64-62 (champions)

### Dayton Invitational (Dayton, Ohio)

Dec. 22, 1972	vs. Alabama.....	L	68-74
Dec. 23, 1972	vs. Northwestern.....	W	91-73
Dec. 22, 1978	at Dayton.....	L	80-97
Dec. 23, 1978	vs. Penn State.....	L	57-64
Dec. 29, 1981	vs. UNC Charlotte.....	W	76-73
Dec. 30, 1981	at Dayton.....	L	79-93

### Diamond Head Classic (Honolulu, HI)

Dec. 22, 2010	at Hawaii.....	W	70-62
Dec. 23, 2010	vs. Butler.....	L	64-67
Dec. 25, 2010	vs. Baylor.....	W	68-61

### ECAC Holiday Festival (New York, N.Y.)

Dec. 27, 1989	vs. NC State.....	L	72-90
Dec. 29, 1989	vs. Rhode Island.....	W	95-76

### Evansville Tournament (Evansville, Ind.)

Dec. 29, 1967	vs. George Washington.....	W	94-69
Dec. 30, 1967	vs. Evansville.....	L	67-76

### Far West Classic (Portland, Ore.)

Dec. 27, 1971	vs. Washington.....	W	85-77
Dec. 29, 1971	vs. Oregon State.....	W	73-72
Dec. 30, 1971	vs. Washington State.....	W	85-61 (champions)
Dec. 26, 1975	vs. Washington.....	L	54-69
Dec. 27, 1975	vs. Oregon State.....	L	75-78
Dec. 28, 1975	vs. Colorado State.....	W	84-54

### Fiesta Bowl Classic (Tucson, Ariz.)

Dec. 28, 2002	vs. Boston University.....	L	69-84
Dec. 30, 2002	vs. Davidson.....	W	82-66



# IN-SEASON TOURNAMENTS

## Florida Four Tournament (Tampa, Fla.)

Dec. 4, 1981	vs. Jacksonville	W	94-93 (OT)
Dec. 5, 1981	vs. South Florida	L	67-82

## Florida Four Tournament (Gainesville, Fla.)

Dec. 10, 1982	vs. South Florida	L	77-90
Dec. 11, 1982	vs. Jacksonville	W	81-66

## Florida Sunshine Classic (Jacksonville, Fla.)

Dec. 6, 1968	vs. Miami (Fla.)	W	111-84
Dec. 7, 1968	vs. Jacksonville	W	93-88 (champions)
Dec. 7, 1970	vs. Southern Mississippi	W	117-84
Dec. 8, 1970	vs. Jacksonville	L	108-114
Dec. 6, 1971	vs. Stetson	W	90-54
Dec. 7, 1971	vs. Jacksonville	W	90-83 (champions)

## Gator Bowl Tournament (Jacksonville, Fla.)

Dec. 28, 1951	vs. Georgia	L	50-59
Dec. 29, 1951	vs. Clemson	L	56-62
Dec. 30, 1951	vs. Florida	L	51-61
Dec. 27, 1954	vs. Florida	L	79-82
Dec. 28, 1954	vs. Georgia	W	97-87
Dec. 29, 1959	vs. Jacksonville	W	86-69
Dec. 30, 1959	vs. Georgia	L	66-69
Dec. 28, 1960	vs. Georgia	L	56-62
Dec. 26, 1963	vs. Air Force	L	53-78
Dec. 27, 1963	vs. Manhattan	W	85-81
Dec. 29, 1969	vs. Army	W	86-51
Dec. 30, 1969	vs. Florida	W	88-63

## Glenn Wilkes Classic (Daytona Beach, Fla.)

Nov. 16, 2007	vs. UAB	W	78-70
Nov. 17, 2007	vs. Cleveland State	L	66-69 (OT)
Nov. 18, 2007	vs. USF	L	67-68

## Global Sports Classic (Las Vegas, Nev.)

Nov. 22, 2008	vs. Coastal Carolina*	W	82-70
Nov. 24, 2008	vs. Western Illinois*	W	67-55
Nov. 28, 2008	vs. Cincinnati	W	58-47
Nov. 29, 2008	vs. California	W	80-77

\*Games played in Tallahassee, Fla.

## Great Alaska Shootout (Anchorage, Alaska)

Nov. 24, 1989	vs. Kansas State	L	70-71
Nov. 25, 1989	vs. Alaska Anchorage	W	75-74
Nov. 26, 1989	vs. Connecticut	L	60-63
Nov. 23, 2000	vs. Ohio State	L	65-90
Nov. 24, 2000	vs. DePaul	L	74-80
Nov. 25, 2000	vs. Rhode Island	W	86-71

## IPTAY Tournament (Clemson, S.C.)

Nov. 26, 1976	vs. Toledo	W	70-66
Nov. 27, 1977	vs. Clemson	L	92-108

## Louisville Holiday Classic (Louisville, Ky.)

Dec. 26, 1974	vs. Purdue	W	69-66
Dec. 27, 1974	vs. Louisville	L	61-79

## Marshall Invitational (Marshall, W.V.)

Dec. 15, 1972	vs. Princeton	L	59-61
Dec. 16, 1972	vs. Baylor	W	85-67

## Mercer Bear Classic (Macon, Ga.)

Dec. 27, 1973	vs. Indiana State	L	92-93
Dec. 28, 1973	vs. Wisconsin-Milwaukee	W	84-82

## Milwaukee Classic (Milwaukee, Wisc.)

Dec. 15, 1967	vs. Marquette	L	58-78
Dec. 16, 1967	vs. Louisiana State	W	130-100

## Old Dominion Classic (Norfolk, Va.)

Jan. 5, 1979	vs. Georgia Southern	W	96-83
Jan. 6, 1979	vs. Old Dominion	L	76-80

## Old Spice Classic (Lake Buena Vista, Fla.)

Nov. 26, 2009	vs. Iona	W	54-49
Nov. 27, 2009	vs. Alabama	W	60-51
Nov. 29, 2009	vs. Marquette	W	57-56 (champions)

## Orange Bowl Tournament (Miami, Fla.)

Dec. 28, 1955	vs. West Virginia	L	69-78
Dec. 29, 1955	vs. Santa Clara	L	59-61
Dec. 30, 1955	vs. New York University	W	85-83

## Pillsbury Classic (Minneapolis, Minn.)

Dec. 30, 1977	vs. Tulane	W	71-56
Dec. 31, 1977	vs. Minnesota	L	74-88

## Pittsburgh Holiday Hoops Classic (Pittsburgh, Pa.)

Nov. 24, 2003	vs. Georgetown College*	W	81-67
Dec. 18, 2003	vs. Wagner*	W	83-62
Dec. 20, 2003	vs. Chicago State	W	47-42
Dec. 22, 2003	vs. Pittsburgh	L	56-63

\*Games played in Tallahassee, Fla.

## Preseason NIT

Nov. 18, 1992	vs. Siena	W	89-80
Nov. 20, 1992	vs. Iowa State	W	109-86
Nov. 25, 1992	vs. Indiana	L	78-81 (OT)
Nov. 27, 1992	vs. UCLA	L	83-86
Nov. 17, 1997	vs. Loyola (Md.)	W	89-72
Nov. 19, 1997	vs. Utah State	W	66-55
Nov. 26, 1997	vs. Connecticut	W	67-60
Nov. 28, 1997	vs. Kansas	L	58-73

## Rainbow Classic (Honolulu, Hawaii)

Dec. 28, 1998	vs. Princeton	L	46-50
Dec. 29, 1998	vs. Mississippi State	W	69-58
Dec. 30, 1998	vs. Murray State	W	80-76 (OT)

## Red Lobster Classic (Orlando, Fla.)

Dec. 29, 1986	vs. Alcorn State	W	84-62
Dec. 28, 1987	vs. Pittsburgh	L	71-72
Dec. 29, 1987	vs. Central Florida	W	101-67
Dec. 28, 1988	vs. Central Florida	W	97-64
Dec. 29, 1988	vs. Villanova	L	67-68
Dec. 30, 1987	vs. Tennessee	W	91-90 (OT)

## Savannah Invitational (Savannah, Ga.)

Dec. 27, 1962	vs. Georgia	W	77-69
Dec. 28, 1962	vs. Alabama	W	49-48
Dec. 29, 1962	vs. Georgia Southern	W	79-60 (champions)

## Senior Bowl Tournament (Mobile, Ala.)

Jan. 2, 1957	vs. Morehead State	L	75-97
Jan. 3, 1957	vs. Furman	W	108-96
Jan. 1, 1958	vs. The Citadel	L	57-59
Jan. 2, 1958	vs. Georgia	W	92-80
Jan. 3, 1972	vs. Denver	W	88-70
Jan. 4, 1972	vs. Saint Louis	W	63-62 (champions)

## Steel Bowl Tournament (Pittsburgh, Pa.)

Dec. 7, 1973	vs. Clemson	W	65-58
Dec. 8, 1973	vs. Pittsburgh	L	60-82

## Sun Bowl Tournament (El Paso, Texas)

Dec. 18, 1970	vs. Southern California	L	85-94
Dec. 19, 1970	vs. Miami (Ohio)	L	64-67

## Tampa Invitational (Tampa, Fla.)

Dec. 20, 1965	vs. Virginia Military	W	65-64
Dec. 21, 1965	vs. Auburn	L	58-59

## Vanderbilt Invitational (Nashville, Tenn.)

Dec. 18, 1964	vs. Oklahoma State	L	56-60
Dec. 19, 1964	vs. Baylor	W	82-64

## Vermont Classic (Burlington, Vt.)

Dec. 29, 1976	vs. Army	L	71-72
Dec. 30, 1976	vs. Vermont	W	76-67





# TOURNAMENT HISTORY

## POSTSEASON TOURNAMENTS

### NCAA APPEARANCES: 14

Overall Record: 15-13 (.536 winning percentage)  
Times To National Championship Game: 1 (1972)  
Times To Final Four: 1 (1972)  
Times To Elite Eight: 1 (1972)  
Times To Sweet 16: 4 (1972, 1992, 1993, 2011)

### Overall Appearances

Year	Florida State Results	FSU Seed
1968	Midwest Regional First Round	n/a
1972	NCAA National Championship Game	n/a
1978	Midwest Regional First Round	n/a
1980	Midwest Regional Second Round	8
1988	West Regional First Round	12
1989	Southeast Regional First Round	4
1991	Southeast Regional Second Round	7
1992	West Regional Semifinals	3
1993	Southeast Regional Finals	3
1998	Midwest Regional Second Round	12
2009	East Regional First Round	5
2010	West Regional First Round	9
2011	Southwest Regional Semifinals	10
2012	East Regional Third Round	3

### 1968

#### Midwest Regional First Round

Site: Kent, Ohio  
Date: March 9, 1968  
East Tennessee State 79, Florida State 69

### 1972

#### NATIONAL CHAMPIONSHIP GAME

#### Midwest Regional First Round

Site: Knoxville, Tenn.  
Date: March 11, 1972  
Florida State 83, Eastern Kentucky 81

#### Midwest Regional Semifinals/Finals

Site: Dayton, Ohio  
Dates: March 16-18, 1972  
Florida State 70, Minnesota 56  
Florida State 73, Kentucky 54

#### NCAA Semifinals/Finals

Site: Los Angeles, Calif.  
Dates: March 23-25, 1972  
Florida State 79, North Carolina 75  
UCLA 81, Florida State 76

### 1978

#### Midwest Regional First Round

Site: Knoxville, Tenn.  
Date: March 11, 1978  
Kentucky 85, Florida State 76

### 1980

#### Midwest Regional Second Round

Site: Bowling Green, Ken.  
Dates: March 7-9, 1980  
No. 8 Florida State 94, No. 9 Toledo 91  
No. 1 Kentucky 97, No. 8 Florida State 78

### 1988

#### West Regional First Round

Site: Los Angeles, Calif.  
Date: March 18, 1988  
No. 5 Iowa 102, No. 12 Florida State 98

### 1989

#### Southeast Regional First Round

Site: Knoxville, Tenn.  
Date: March 16, 1989  
No. 13 Middle Tennessee State 97, No. 4 Florida State 83

### 1991

#### Southeast Regional Second Round

Site: Louisville, Ken.  
Date: March 14-16, 1991  
No. 7 Florida State 75, No. 10 Southern California 72  
No. 2 Indiana 82, No. 7 Florida State 60

### 1992

#### WEST REGIONAL SEMIFINALS

#### West Regional First and Second Rounds

Site: Boise, Idaho  
Dates: March 19-21, 1992  
No. 3 Florida State 78, No. 14 Montana 68  
No. 3 Florida State 78, No. 6 Georgetown 68

#### West Regional Semifinals

Site: Albuquerque, N.M.  
Date: March 26, 1992  
No. 2 Indiana 85, No. 3 Florida State 74

### 1993

#### SOUTHEAST REGIONAL FINALS

#### Southeast Regional First and Second Rounds

Site: Orlando, Fla.  
Date: March 18-20, 1993  
No. 3 Florida State 82, No. 14 Evansville 70  
No. 3 Florida State 94, No. 11 Tulane 63

#### Southeast Regional Semifinals and Finals

Site: Charlotte, N.C.  
Date: March 25-27, 1993  
No. 3 Florida State 81, No. 7 Western Kentucky 78 (OT)  
No. 1 Kentucky 106, No. 3 Florida State 81

### 1998

#### Midwest Regional Second Round

Site: Oklahoma City, Okla.  
Dates: March 13-15, 1998  
No. 12 Florida State 96, No. 5 Texas Christian 87  
No. 13 Valparaiso 83, No. 12 Florida State 77 (OT)

### 2009

#### East Regional First Round

Site: Boise, Idaho  
Dates: March 20, 2009  
No. 12 Wisconsin 61, Florida State 59 (OT)

### 2010

#### West Regional First Round

Site: Buffalo, N.Y.  
Dates: March 18, 2010  
No. 8 Gonzaga 67, Florida State 60

### 2011

#### SOUTHWEST REGIONAL SEMIFINALS

#### Southeast Regional Second and Third Rounds

Site: Chicago, Ill.  
Dates: March 18-20, 2011  
No. 10 Florida State 57, No. 7 Texas A&M 50  
No. 10 Florida State 71, No. 2 Notre Dame 57

#### Southeast Regional Semifinals

Site: San Antonio, Texas  
No. 11 VCU 72, Florida State 71 (OT)

### 2012

#### EAST REGIONAL THIRD ROUND

#### East Regional Second and Third Rounds

Site: Nashville, Tenn.  
Dates: March 16-18, 2012  
No. 3 Florida State 66, No. 14 St. Bonaventure 63  
No. 6 Cincinnati 62, No. 3 Florida State 56

### NIT APPEARANCES: 7

NIT Appearances: 7  
Overall Record: 10-7 (.588 winning percentage)

### Overall Appearances:

Year	Florida State Results
1984	Second Round (1-1)
1987	Second Round (1-1)
1997	National Runners-Up (4-1)
2004	Second Round (1-1)
2006	Second Round (1-1)
2007	Quarterfinal Round (2-1)
2009	First Round (0-1)

### 1984

#### First Round

Site: Raleigh, N.C.  
Date: March 15, 1984  
Florida State 74, NC State 71 (OT)

#### Second Round

Site: Greensboro, N.C.  
Date: March 18, 1984  
Pittsburgh 66, Florida State 63

### 1987

#### First Round

Site: Tallahassee, Fla.  
Date: March 12, 1987  
Florida State 107, Rhode Island 92

#### Second Round

Site: Nashville, Tenn.  
Date: March 16, 1987  
Vanderbilt 109, Florida State 92

### 1997

#### CHAMPIONSHIP FINALS

#### First Round

Site: Syracuse, N.Y.  
Date: March 12, 1997  
Florida State 82, Syracuse 57

#### Second Round

Site: Tallahassee, Fla.  
Date: March 17, 1997  
Florida State 68, Michigan State 63

#### Third Round

Site: Morgantown, W.V.  
Date: March 19, 1997  
Florida State 76, West Virginia 71

#### Semifinals

Site: New York, N.Y.  
Date: March 25, 1997  
Florida State 71, Connecticut 65

#### Championship

Site: New York, N.Y.  
Date: March 27, 1997  
Michigan 82, Florida State 73

### 2004

#### First Round

Site: Wichita, Kan.  
Date: March 17, 2004  
Florida State 91, Wichita State 84 (2OT)

#### Second Round

Site: Tallahassee, Fla.  
Date: March 23, 2004  
Iowa State 62, Florida State 59

### 2006

#### First Round

Site: Tallahassee, Fla.  
Date: March 17, 2006  
Florida State 67, Butler 64

#### Second Round

Site: Tallahassee, Fla.  
Date: March 21, 2006  
South Carolina 69, Florida State 68 (OT)

### 2007

#### QUARTERFINAL ROUND

#### First Round

Site: Tallahassee, Fla.  
Date: March 13, 2007  
Florida State 77, Toledo 61

#### Second Round

Site: Tallahassee, Fla.  
Date: March 15, 2007  
Florida State 87, Michigan 66

#### Quarterfinal Round

Site: Starkville, Miss.  
Date: March 20, 2007  
Mississippi State 86, Florida State 81



# TOURNAMENT HISTORY

## CONFERENCE TOURNAMENT HISTORY

### ACC RESULTS

#### 1992

Charlotte Coliseum, Charlotte, NC  
Florida State 93, NC State 80  
(Quarterfinals)  
North Carolina 80, Florida State 76  
(Semifinals)

#### 1993

Charlotte Coliseum, Charlotte, NC  
Clemson 87, Florida State 75  
(Quarterfinals)

#### 1994

Charlotte Coliseum, Charlotte, NC  
North Carolina 83, Florida State 69  
(Quarterfinals)

#### 1995

Greensboro Coliseum, Greensboro, NC  
Maryland 71, Florida State 64  
(Quarterfinals)

#### 1996

Greensboro Coliseum, Greensboro, NC  
NC State 80, Florida State 65 (First Round)

#### 1997

Greensboro Coliseum, Greensboro, NC  
Wake Forest 66, Florida State 65  
(Quarterfinals)

#### 1998

Greensboro Coliseum, Greensboro, NC  
NC State 65, Florida State 63 (First Round)

#### 1999

Charlotte Coliseum, Charlotte, NC  
Florida State 87, Clemson 85 (OT)  
(First Round)  
Maryland 93, Florida State 69  
(Quarterfinals)

#### 2000

Charlotte Coliseum, Charlotte, NC  
Florida State 63, Georgia Tech 62  
(First Round)  
Maryland 82, Florida State 61  
(Quarterfinals)

#### 2001

Georgia Dome, Atlanta, GA  
Clemson 66, Florida State 64  
(First Round)

#### 2002

Charlotte Coliseum, Charlotte, NC  
Florida State 91, Clemson 84 (OT)  
(First Round)  
Maryland 85, Florida State 59  
(Quarterfinals)

#### 2003

Greensboro Coliseum, Greensboro, NC  
Florida State 72, Clemson 61  
(First Round)  
Wake Forest 69, Florida State 61  
(Quarterfinals)

#### 2004

Greensboro Coliseum, Greensboro, NC  
NC State 78, Florida State 71  
(Quarterfinals)

#### 2005

MCI Center, Washington, D.C.  
NC State 70, Florida State 54  
(First Round)

#### 2006

Greensboro Coliseum, Greensboro, NC  
Wake Forest 78, Florida State 66  
(First Round)

#### 2007

St. Pete Times Forum, Tampa, FL  
Florida State 67, Clemson 66  
(First Round)  
North Carolina 73, Florida State 58  
(Quarterfinals)

#### 2008

Charlotte Bobcats Arena, Charlotte, NC  
Florida State 70, Wake Forest 60  
(First Round)  
North Carolina 82, Florida State 70  
(Quarterfinals)

#### 2009

Georgia Dome, Atlanta, GA  
Florida State 64, Georgia Tech 62  
(Quarterfinals)  
Florida State 73, North Carolina 70  
(Semifinals)

#### 2010

Duke 79, Florida State 69  
(Champion)  
Greensboro Coliseum, Greensboro, N.C.  
NC State 58, Florida State 52  
(Quarterfinals)

#### 2011

Greensboro Coliseum, Greensboro, N.C.  
Virginia Tech 52, Florida State 51  
(Quarterfinals)

#### 2012

Philips Arena, Atlanta, Ga.  
Florida State 82, Miami 71  
(First Round)  
Florida State 62, Duke 59  
(Semifinals)  
Florida State 85, North Carolina 82  
(Champion)

### METRO RESULTS

#### 1977

Mid-South Coliseum, Memphis, TN  
Georgia Tech 72, Florida State 67  
(First Round)

#### 1978

Riverfront Coliseum, Cincinnati, OH  
Florida State 71, Georgia Tech 69  
(Semifinals)  
Louisville 94, Florida State 93  
(Championship)

#### 1979

Mid-South Coliseum, Memphis, TN  
Florida State 101, Tulane 92  
(First Round)  
Florida State 35, Memphis State 34  
(Semifinals)  
Virginia Tech 68, Florida State 60  
(Championship)

#### 1980

Freedom Hall, Louisville, KY  
Florida State 85, Tulane 73  
(First Round)  
Florida State 79, Cincinnati 69  
(Semifinals)  
Louisville 81, Florida State 72  
(Championship)

#### 1981

Freedom Hall, Louisville, KY  
Florida State 84, St. Louis 77  
(First Round)  
Cincinnati 58, Florida State 57  
(Semifinals)

#### 1982

Mid-South Coliseum, Memphis, TN  
Florida State 54, Tulane 49  
(First Round)  
Louisville 97, Florida State 73  
(Semifinals)

#### 1983

Riverfront Coliseum, Cincinnati, OH  
Memphis State 84, Florida State 74  
(Semifinals)

#### 1984

Mid-South Coliseum, Memphis, TN  
Florida State 72, South Carolina 65  
(First Round)  
Memphis State 65, Florida State 63  
(Semifinals)

#### 1985

Freedom Hall, Louisville, KY  
Florida State 97, Virginia Tech 93  
(First Round)  
Florida State 75, Cincinnati 65  
(Semifinals)  
Memphis State 90, Florida State 86 (OT)  
(Championship)

#### 1986

Freedom Hall, Louisville, KY  
Florida State 77, Virginia Tech 76  
(First Round)  
Memphis State 73, Florida State 71  
(Semifinals)

#### 1987

Freedom Hall, Louisville, KY  
South Carolina 86, Florida State 85  
(First Round)

#### 1988

Mid-South Coliseum, Memphis, TN  
Florida State 84, Cincinnati 74  
(First Round)  
Memphis State 81, Florida State 74  
(Semifinals)

#### 1989

Carolina Coliseum, Columbia, SC  
Florida State 80, South Carolina 63  
(Semifinals)  
Louisville 87, Florida State 80  
(Championship)

#### 1990

Gulf Coast Coliseum, Biloxi, MS  
Cincinnati 65, Florida State 64 (OT)  
(First Round)

#### 1991

Roanoke Civic Center, Roanoke, VA  
Florida State 65, South Carolina 55  
(First Round)  
Florida State 91, Virginia Tech 71  
(Semifinals)  
Florida State 76, Louisville 69  
(Champion)


## NCAA TOURNAMENT HISTORY

YEAR	REGIONAL	OPPONENT	W/L	SCORE	SEED
1967-68	Midwest First Round	East Tennessee State	L	69-79	—
1971-72	Midwest First Round	Eastern Kentucky	W	83-81	—
	Midwest Regional Series	Minnesota	W	70-56	—
	Midwest Regional Final	Kentucky	W	73-54	—
	Final Four	North Carolina	W	79-75	—
	National Championship Game	UCLA	L	76-81	—
1977-78	Midwest First Round	Kentucky	L	76-85	—
1979-80	Midwest First Round	No. 9 Toledo	W	94-91	No. 8
	Midwest Second Round	No. 1 Kentucky	L	78-97	—
1987-88	West First Round	No. 5 Iowa	L	98-102	No. 12
1988-89	Southeast First Round	No. 13 Middle Tenn. State	L	83-97	No. 4
1990-91	Midwest First Round	No. 10 Southern California	W	75-72	No. 7
	Midwest Second Round	No. 2 Indiana	L	60-82	—
1991-92	West First Round	No. 14 Montana	W	78-68	No. 3
	West Second Round	No. 6 Georgetown	W	78-68	—
	West Regional Series	No. 2 Indiana	L	74-85	—
1992-93	Southeast First Round	No. 14 Evansville	W	82-70	No. 3
	Southeast Second Round	No. 11 Tulane	W	94-63	—
	Southeast Regional Semis	No. 7 W. Kentucky	W	81-78	—
	Southeast Regional Final	No. 1 Kentucky	L	81-106	—
1997-98	Midwest First Round	No. 5 Texas Christian	W	96-87	No. 12
	Midwest Second Round	No. 13 Valparaiso	L	77-83 (OT)	—
2008-09	East First Round	No. 12 Wisconsin	L	59-61 (OT)	No. 5
2009-10	West First Round	No. 8 Gonzaga	L	60-67	No. 9
2010-11	Southeast Semifinals	No. 7 Texas A&M	W	57-50	—
		No. 2 Notre Dame	W	71-57	—
		No. 11 VCU	L	71-72 (OT)	—
2011-12	East Third Round	No. 14 St. Bonaventure	W	66-63	No. 3
		No. 6 Cincinnati	L	56-62	--

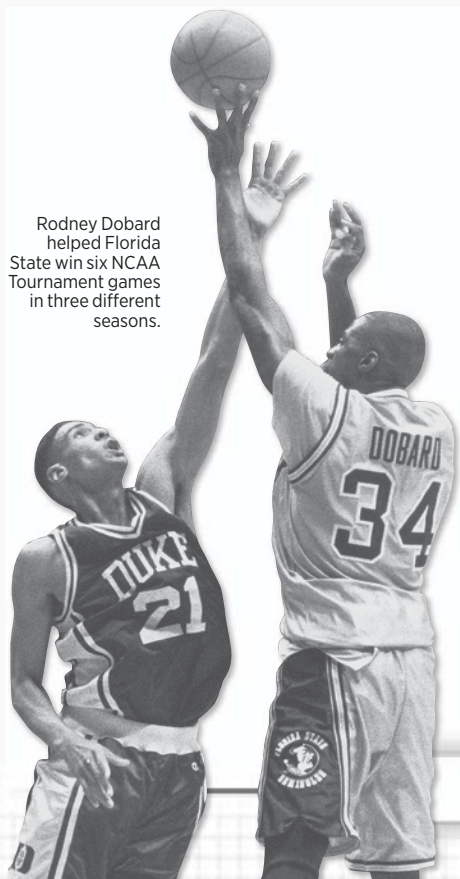
# NCAA TOURNAMENT HISTORY



David Cowens helped Florida State to its first berth in the NCAA Tournament.



Florida State played in the 1972 NCAA National Championship game against UCLA.



Rodney Dobard helped Florida State win six NCAA Tournament games in three different seasons.

## 1967-68: Dave Cowens and Florida State make their first appearance in the tournament.

Led by sophomore Dave Cowens, Florida State made its first NCAA Tournament appearance during the 1967-68 season. The Seminoles finished the year with a 19-8 record after a 79-69 loss to East Tennessee State in the first round of the Mideast Regional. Cowens had an outstanding season averaging 18.8 points and 17.0 rebounds per game while hitting 53.8 percent (206-of-383) from the floor. Junior Jeff Hogan (15.8 ppg) and sophomore Jan Gies (12.7 ppg) also averaged in double figures for head coach Hugh Durham's second FSU team.

## 1971-72: The upstart Seminoles shock the college basketball world.

Entering the 1971-72 season, Florida State head coach Hugh Durham had one primary goal for his players. Said Durham prior to the season, "I want to get our players to play to their potential. If they do that, the wins will take care of themselves." By any standard, Durham succeeded. That season, Florida State fielded its most successful team in school history, winning a program-record 27 games against just six losses. The season culminated with an NCAA Mideast Regional Championship, a trip to the Final Four and a date with five-time defending national champion UCLA and legendary coach John Wooden in the national championship game. Along the way to the title game, Florida State knocked off perennial powers Minnesota, Kentucky and North Carolina. In the championship game, FSU fell just five points short of a national championship, going down 81-76 to the Bruins.

## 1977-78: Coach Hugh Durham takes his final Seminole team back to the tournament.

Florida State found its way back to the NCAA Tournament in head coach Hugh Durham's final season at FSU, 1977-78. The Seminoles rolled through the Metro Conference to win the league's regular season title with an 11-1 record before falling in the conference tournament title game to Louisville 94-93. FSU's season



George McCloud helped Florida State reach the 1988 NCAA Tournament with an 18.2 points per game average for the season.

ended in the NCAA Mideast Regional when it lost to eventual national champion Kentucky 85-76. Harry Davis capped his Seminole career by leading Florida State in scoring (19.5 ppg) and rebounding (7.4 rpg).

## 1979-80: Coach Joe Williams takes the Seminoles back to the tournament in only his second year.

The trio of guard Mickey Dillard, forward Murray Brown and center Elvis Rolle helped Florida State to its second postseason appearance in three seasons with its trip to the 1980 NCAA Tournament. The Seminoles posted a 22-9 record and finished as Metro Conference runners-up. FSU beat Toledo 94-91 in the first round of the NCAA Mideast Regional for its first postseason win in eight years before being eliminated by Kentucky. Dillard led Florida State with a 20.4 points per game scoring average while Brown (18.6) and Rolle (15.3) also averaged in double figures for head coach Joe Williams' club.

## 1987-88: Coach Pat Kennedy's Cinderella Seminoles return to the NCAA show after seven years.

Head coach Pat Kennedy's second team at Florida State returned to the NCAA Tournament after a seven-year absence. The Seminoles' Cinderella season began with low expectations as the Tribe had been picked to finish near the basement of the Metro Conference standings. But two personnel decisions turned the season into a satisfying one for Seminole fans. The first was to move a previously overweight, seldom-used forward to point guard and the other was to offer a scholarship to a junior college transfer whose left leg was shorter than his right. The twosome - George McCloud (point guard) and Tony Dawson (junior college transfer) - transformed FSU into an NCAA Tournament club that earned the 12th seed in the West Regional before falling to Iowa 102-98 in the first round. McCloud (18.2 ppg) and Dawson (17.9 ppg) both averaged more than 17 points per game for the 19-11 Seminoles.

## 1988-89: FSU returns for second year in a row.

Florida State used the 1988-89 season to serve as a national coming-out party. The Seminoles topped one outstanding season with another, making the NCAA Tournament in consecutive seasons for the first time in school history. FSU, which returned four starters from the previous year, opened the season by winning 16 of its first 17 games, the best start in school history, and rose to as high as No. 8 in the national polls. The Seminoles also won the Metro Conference regular season crown, earned the fourth seed in the NCAA Southeast Regional and finished with a 22-8 record. George McCloud (22.8 ppg)



# NCAA TOURNAMENT HISTORY

and Tony Dawson (21.0 ppg) again led FSU by both averaging at least 21.0 points per game.

## **1990-91: Charlie Ward makes the difference, as Seminoles advance to second round.**

After a one-year absence, Florida State returned to the NCAA Tournament in 1990-91. Heading into the season, most experts thought that it would be head coach Pat Kennedy's most challenging since coming to Tallahassee. The Seminoles struggled early in the season and opened the year just 5-5. But in game 11 head coach Pat Kennedy inserted Charlie Ward in the starting lineup at point guard and FSU began to surge. Florida State won 12 of its final 17 games and rolled through the Metro Conference Tournament in three games to claim its first tournament title in its final season in the league. The Seminoles were the seventh seed in the NCAA Tournament's Midwest Regional and defeated USC in the first round 75-72, for FSU's first tournament win since 1980. Florida State's season would end with a 21-11 record after a second-round loss to Indiana.

## **1991-92: Another Seminole Cinderella squad makes the Sweet 16.**

Not many college basketball experts predicted that Florida State's first game and season in the Atlantic Coast Conference would be so successful. The Seminoles' first game turned out to be one of the greatest wins in school history and the season was one of the finest in program annals. FSU's ACC opener at North Carolina would provide a glimpse of what was to follow that season. Playing without star forward Doug Edwards and with just one senior on the roster, the Seminoles went into the Dean Smith Center and stunned the fifth-ranked Tar Heels 86-74 before more than 19,000. Florida State rolled on to a 22-10 record, an 11-5 conference record and second-place finish, and an appearance in the NCAA Tournament's Sweet 16. Seeded third in the West Regional, FSU defeated Montana and Georgetown before giving Indiana everything it could handle in defeat.

## **1992-93: Another step up the ladder: The Elite Eight.**

One year after advancing to the Sweet 16 of the NCAA Tournament, the 1992-93 Seminoles did their predecessor one better – a trip to the Elite Eight. The second-most successful season in Florida State basketball history ended just 40 minutes shy of the Final Four with a loss to Kentucky in the Southeast Regional Championship Game. Led by the quintet of Sam Cassell, Rodney Dobard, Doug Edwards, Bob Sura and Charlie Ward, the Seminoles went 25-10, including a 12-4 mark in the ACC. Florida State's 25 wins were the second most in school history.

## **1997-98: In his first year, Coach Steve Robinson takes the Seminoles back to the big show.**

Steve Robinson's first season as the Seminoles' head coach was a successful one as he took his team back to the NCAA Tournament. Florida State opened the season by winning 12 of its first 14 games, including an 84-79 win over defending national champion Arizona in Tallahassee. After a late season stumble, FSU picked itself back up in the first round of the NCAA Tournament's Midwest Regional. The Seminoles, seeded 12th, played one of their best games of the year in beating No. 5 Texas Christian 96-87. Florida State's season would end in the second round with a heart-breaking 83-77 overtime loss to Valparaiso and an 18-14 record.

## **2008-09: Leonard Hamilton Returns Seminoles To NCAA Tournament**

Leonard Hamilton, who was named the 2009 National Coach of the Year by Basketball Times and the ACC Coach of the Year by the Atlantic Coast Sports Media Association, guided the Florida State men's basketball team to one of the most successful seasons in school history in 2009. The Seminoles finished the season with a 25-10 record, a No. 5 seed in the NCAA Tournament and the first ACC Championship game appearance in school history. The Seminoles defeated four ranked teams including No. 1 North Carolina in the semifinals of the ACC Tournament during the season. The Seminoles faced No. 12 seed Wisconsin in a dreaded five-12 game and lost in the first round to the Badgers, 61-59 in overtime in Boise, Id.

## **2010-11: SEMINOLES WIN THEIR WAY BACK TO THE SWEET 16**

With victories over No. 2 seeded and No. 5 ranked Notre Dame and No. 7 seeded and No. 20 ranked Texas A&M, the Seminoles advanced to the Sweet 16 of the NCAA Tournament for the fourth time in school history and the first time since 1993. It marked the second time in school history that Florida State had defeated two ranked teams in the same NCAA Tournament. With four victories over ranked teams during the season – including No. 1 Duke – the Seminoles finished the season with a 23-11 overall record and an 11-5 mark in the ACC. Florida State was the best defensive team in the nation for the second consecutive season as it led the nation in field goal percentage defense and ranked fifth nationally in blocked shots. The Seminoles defeated Texas A&M and Notre Dame in the second and third rounds of the NCAA Tournament before falling to VCU in the Southeast Regional semifinals.



Tony Dawson led Florida State to the NCAA Tournament in both 1988 and 1989.



Bob Sura, Florida State's all-time leading scorer, played in the 1992 and 1993 NCAA Tournaments.



Leonard Hamilton led the Seminoles to a No. 5 seed in the 2009 NCAA Tournament.



Florida State advanced to the Sweet 16 of the 2011 NCAA Tournament.