


2016 ACC BASEBALL CHAMPIONSHIP

2016 ACC BASEBALL CHAMPIONSHIP



2017

ACC BASEBALL

Information Guide



#ACCBASE | @ACCBASEBALL
THEACC.COM

ACC SID CONTACT INFO

ATLANTIC DIVISION



BOSTON COLLEGE

Zanna Ollove
Office: 617-552-2004
Cell: 978-828-9221
Press Box: 617-552-0530
ollove@bc.edu



CLEMSON

Brian Hennessy
Office: 864-656-1921
Cell: 864-986-9046
Press Box: 864-656-7731
bhennes@clemson.edu



FLORIDA STATE

Steven McCartney
Office: 850-644-3920
Cell: 850-322-6711
Press Box: 850-644-1553
smccartney@fsu.edu



LOUISVILLE

Garett Wall
Office: 502-852-3088
Cell: 502-553-8030
Press Box: 502-852-3700
g.wall@louisville.edu



NC STATE

Justin Wilson
Office: 919-746-8438
Cell: 919-830-5463
Press Box: 919-819-3035
jewilso2@ncsu.edu



NOTRE DAME

Michael Scholl
Office: 574-631-4780
Cell: 574-876-6248
Press Box: 574-340-2851
mscholl@nd.edu



WAKE FOREST

Jay Garneau
Office: 336-758-3229
Cell: 630-290-2408
Press Box: 336-759-7373
garneajp@wfu.edu

COASTAL DIVISION



DUKE

Ashley Wolf
Office: 919-668-4393
Cell: 603-325-2225
Press Box: 919-812-7443
awolf@duaa.duke.edu



GEORGIA TECH

Kevin Davis
Office: 404-894-5445
Cell: 704-974-9095
Press Box: 404-894-3167
kdavis@athletics.gatech.edu



MIAMI

Camron Ghorbi
Office: 305-284-3230
Cell: 786-877-7329
Press Box: 305-284-8192
c.ghorbi@miami.edu



NORTH CAROLINA

Bobby Hundley
Office: 919-843-5678
Cell: 919-484-1211
Press Box: 919-962-3509
bhundley@uncaa.unc.edu



PITT

Kelly Dumrauf
Office: 412-648-9807
Cell: 412-228-2561
Press Box: 814-624-6813
kdumrauf@athletics.pitt.edu



VIRGINIA

Andy Fledderjohann
Office: 434-982-5131
Cell: 434-906-0075
Press Box: 434-244-4071
fledder@virginia.edu



VIRGINIA TECH

Marc Mullen
Office: 540-231-1894
Cell: 540-998-5900
Press Box: 540-231-8974
marcm@vt.edu



ACC

George Lane
Office: 336-369-1005
Fax: 336-601-7961
glane@theacc.org

2017 ACC Baseball Guide

ACC OFFICE STAFF

Commissioner
John Swofford

Executive Assistant to the Commissioner
Cecelia DiAmico

Executive Associate Commissioners
Amy Yakola, Chief of External Affairs
Brad Hostetter, Chief of Internal Affairs
Jeff Elliott, Chief Financial Officer

Senior Associate Commissioners
Michael Strickland, Football
Paul Brazeau, Men's Basketball
Nora Lynn Finch, Women's Basketball
Kris W. Pierce, Championships & SWA
Tim Lynde, Brand Marketing

Associate Commissioners
Matt Burgemeister, Compliance & Governance
Mike Finn, Football Communications
W. Scott McBurney, Advanced Media
Brian Morrison, Men's Basketball Communications
Ben Tario, Multimedia, Business Development and Legal Affairs

Assistant Commissioners
Lee Butler, Men's Basketball
Brandon Neff, Championships

Supervisors of Officials
Charlene Curtis, Women's Basketball
Dennis Hennigan, Football
Bryan Kersey, Men's Basketball

Directors
Shamaree Brown, Student-Athlete Programs & Compliance
Ashley Champigny, Championships
Alyssa Francona, Football
Brad Hecker, Women's Basketball Operations
Lynne Herndon, Business Operations
Marra Hvozdovic, Compliance
Donald Moore, Championships
Christina L. Tracey, Information Systems
Kara Tyree, Men's Basketball Operations

Associate Directors
Steve Phillips, Communications
Amy Ufnowski, Communications
Steve "Slim" Vollinger, Advanced Media

Assistant Directors
Alyssa Duke, Women's Basketball
George Lane, Communications
Ken Marra, Marketing
Marianne Schroer, External Affairs

Website Coordinator
Heather Hirschman

Graphic Designer
Martha Schwab

Coordinators
Susan Anthony, Finance and Administration
Allen Franklin, Football and Basketball Video
T.C. Gammons, Men's Basketball Operations & Officiating
Tracey Haith, Student-Athlete Programs, Compliance & Governance, Human Resources
Brittany Hill, Operations
Tristan Powers, Football
Kelley Rickard, Championships
Emily Watkins, Office Coordinator/Desktop Publishing

Assistant Coordinator
Ted Jackson, Football Replay

Interns
Andrew Bacon, Advanced Media
Megan Boyle, Communications and Public Relations
Alex Kossoff, Championships
Kelly Siciliano, Brand Marketing
Lauren Vigar, Digital

Table of Contents

A Tradition of Excellence.....	2-3	National Honors.....	77-82
Commissioner John D. Swofford.....	4	ACC Players of the Week.....	83-85
Media Services.....	5	Major League Baseball Draft.....	86-87
2017 ACC Schedule.....	6-8	ACC Players in the Majors.....	88-96
2017 ACC Championship.....	9	ACC Single-Game Records.....	97
2016 Season In Review.....	10-14	ACC Season Records.....	98-99
ACC Teams.....	15-56	ACC Career Records.....	100-102
ACC Year-By-Year.....	57	ACC Annual Leaders.....	103-108
ACC Coaching Records.....	58	ACC Annual Team Leaders.....	109-111
ACC Standings.....	59-61	ACC Championship Records.....	112
Annual Team Records.....	62-67	ACC Championship.....	113-123
All-Conference Teams.....	68-74	NCAA Tournament.....	124-134
First-Team All-ACC Selections.....	75-76		



Louisville Slugger Field in Louisville, Kentucky, (above) will be the home of the 2017 ACC Baseball Championship from May 23-28.

Louisville Slugger Field, which opened in 2000, boasts a seating capacity of 13,131. Home to the Louisville Bats' minor league team, the stadium played host to the 2008 Triple-A All-Star Game and features 32 private suites in addition to second-level club seating.

The 2017 ACC Baseball Championship will expand to include 12 teams and feature a new format. The tournament, which previously included 10 teams, will feature a pool play format, leading into a four-team, single-elimination bracket to determine the league champion.

The Atlantic Coast Conference, which has sent 21 teams to the College World Series in the last 11 years, enters the 2017 season with eight of its teams ranked nationally in at least one major poll, the most from any conference in the country.

The 2017 ACC Baseball Information Guide is a publication of the Office of the Commissioner and the Communications Office of the Atlantic Coast Conference. Additional information is available upon request to accredited members of the media.

Special thanks to the ACC baseball sports information directors, previous league contacts, and ACC staff for their valuable research and contribution to this publication. Cover and design by Martha Schwab.



Tradition of Excellence

THE TRADITION

Consistency. It is the mark of true excellence in any endeavor.

In today's intercollegiate athletics, competition is so balanced and so competitive that it is virtually impossible to maintain a high level of consistency. Yet the Atlantic Coast Conference has defied the odds.

Established in 1953, the ACC has long enjoyed the reputation as one of the strongest and most competitive intercollegiate conferences in the nation. And that is not mere conjecture; the numbers support it.

Through its first 63 years of competition, ACC schools captured 146 NCAA team championships, including 74 in women's competition and 72 in men's. In addition, NCAA individual titles went to ACC student-athletes 163 times in men's competition and 129 times in women's action. Given the ACC's strong history and the strengthening of its ranks with the additions of Notre Dame, Pitt and Syracuse in 2013, followed by Louisville in 2014, those numbers — and the league's longstanding tradition of excellence — appear destined to grow in the years ahead.

Wake Forest won the ACC's first baseball national championship during the 1955 season. Virginia won the second in 2015, defeating Vanderbilt in the CWS Finals. One of the league's newer members, Miami, has claimed four national baseball championships (1982, 85, 99, 2001).

Last year, the ACC tied the NCAA record with 10 teams earning bids to the NCAA Championship, as Boston College, Clemson, Duke, Florida State, Georgia Tech, Louisville, Miami, NC State, Virginia, and Wake Forest all advanced to postseason play. Six ACC teams earned the right to host a regional, the most in league history and the second most of any conference.

Four ACC teams advanced to the Super Regionals, tied for the most in conference history, and Miami booked a trip to the College World Series to mark the 11th straight year that at least one ACC team has reached Omaha.

Sixty ACC players were selected in the 2016 Major League Baseball draft, including eight first round picks, which was twice as many as from any other conference. All 14 ACC programs had at least one player drafted, while six had at least one first round pick. It marked the 25th straight year that the league has had at least one first round selection.

Clemson's Seth Beer collected numerous national awards following the season, including becoming the first freshman to win the Dick Howser Trophy. Beer also was named the Louisville Slugger Freshman of the Year, D1 Baseball Freshman of the Year, and NCBWA Freshman Hitter of the Year. Wake Forest's Will Craig was named the D1 Baseball Player of the Year, Louisville's Brendan McKay repeated as winner of the John Olerud Award, Miami's Bryan Garcia was named the NCBWA Stopper of the Year, and Miami's Zack Collins won the Johnny Bench Award.

Numerous ACC players were named All-Americans, as the ACC led all conferences with 11 All-Americans by Louisville Slugger, 11 by D1 Baseball, 13 by Baseball America, and 18 by the NCBWA.

2015-16 IN REVIEW

The 2015-16 academic year saw ACC teams capture five more national team titles. The ACC has averaged more than four national titles per year over the past 19 years and has claimed multiple NCAA titles in 33 of the past 35 years. Academically, the member institutions of the Atlantic Coast Conference again led the way among Autonomy 5 conferences in the latest "Best Colleges" rankings released by U.S.

News & World Report. ACC member institutions combined for an average rank of 55.7, marking the 10th straight year that the ACC led all Autonomy Five conferences.

2015-16 NATIONAL CHAMPIONSHIPS

Men's Cross Country	Syracuse
Field Hockey	Syracuse
Men's Tennis	Virginia
Men's Lacrosse	North Carolina
Women's Lacrosse	North Carolina

ACC member schools made strong bids to claim even more NCAA titles in 2015-16, placing as runners-up in football (Clemson), men's basketball (North Carolina), women's basketball (Syracuse), men's soccer (Clemson), women's soccer (Duke), beach volleyball (Florida State) and women's ice hockey (Boston College).

THE CHAMPIONSHIPS

The conference will conduct championship competition in 27 sports during the 2016-17 academic year — 13 for men and 14 for women. The first ACC championship was held in swimming at North Carolina State University on Feb. 25, 1954.

The 13 sports for men include football, cross country, soccer, basketball, fencing, swimming and diving, track & field (indoor & outdoor), wrestling, baseball, tennis, golf and lacrosse. Women's sports were initiated in 1977 with the first championship meet held in tennis October 6-8 at Wake Forest University. Championships for women are currently conducted in cross country, field hockey, soccer, basketball, fencing, swimming & diving, track & field (indoor & outdoor), tennis, golf, lacrosse, softball and rowing, with volleyball deciding its champion by regular-season play.

A HISTORY

The Atlantic Coast Conference was founded on May 8, 1953, at the Sedgefield Inn near Greensboro, North Carolina, with seven charter members — Clemson, Duke, Maryland, North Carolina, North Carolina State, South Carolina and Wake Forest — drawing up the conference by-laws.

The withdrawal of seven schools from the Southern Conference came early on the morning of May 8, 1953, during the Southern Conference's annual spring meeting. On June 14, 1953, the seven members met in Raleigh, North Carolina, where a set of bylaws was adopted and the name became officially the Atlantic Coast Conference.

Suggestions from fans for the name of the new conference appeared in the region's newspapers prior to the meeting in Raleigh. Some of the names suggested were: Dixie, Mid-South, Mid-Atlantic, East Coast, Seaboard, Colonial, Tobacco, Blue-Gray, Piedmont, Southern Seven and the Shoreline.

Duke's Eddie Cameron recommended that the name of the conference be the Atlantic Coast Conference, and the motion was passed unanimously. The meeting concluded with each member institution assessed \$200 to pay for conference expenses. On December 4, 1953, conference officials met again at Sedgefield and officially admitted Virginia as the league's eighth member. The first withdrawal of a school from the ACC came on June 30, 1971, when South Carolina tendered its resignation. The ACC operated with seven members until April 3, 1978, when Georgia Tech was admitted. The Atlanta school had withdrawn from the Southeastern Conference in January of 1964.

The ACC expanded to nine members on July 1, 1991, with the addition of Florida State. The conference expanded to 11 members on July 1, 2004, with the addition of Miami and Virginia Tech. On October 17, 2003, Boston College accepted an invitation to become the league's 12th member starting July 1, 2005.

The ACC added its 13th and 14th members on September 18, 2011, when Pittsburgh and Syracuse accepted invitations to join the conference. The two schools officially joined the ACC on July 1, 2013. Notre Dame also officially joined the ACC on July 1, 2013, after announcing on September 12, 2012, its intention to enter the league for competition in all sports but football, bringing the membership of the conference to 15. The Fighting Irish will play an average of five games against ACC schools each year.

On July 1, 2014, Louisville entered the ACC, keeping the conference's membership at 15 institutions.

THE CURRENT ACC SCHOOLS

Boston College was founded in 1863 by the Society of Jesus to serve the sons of Boston's Irish immigrants and was the first institution of higher education to be founded in the city of Boston. Originally located on Harrison Avenue in the South End of Boston, the College outgrew its urban setting toward the end of its first 50 years. A new location was selected in Chestnut Hill and ground for the new campus was broken on June 19, 1909. During the 1940s, new purchases doubled the size of the main campus. In 1974, Boston College acquired Newton College of the Sacred Heart, 1.5 miles away. With 15 buildings on 40 acres, it is now the site of the Law School and residence halls. In 2004, BC purchased 43 acres of land from the archdiocese of Boston; this now forms the Brighton campus.

Clemson University was founded in 1889 through a bequest from Thomas Green Clemson, a Philadelphia-born, European-educated engineer who married John C. Calhoun's daughter, Anna, and settled at her family estate in South Carolina. To help rebuild the state's war-ravaged economy, Clemson left his home and fortune to the state of South Carolina to fund the science and research-oriented institution that bears his name. Located on the shores of Hartwell Lake with its own 16,000-acre forest, Clemson is known today for its focus on student success and engagement, its statewide land-grant mission and its unrelenting school spirit.

Duke University was founded in 1924 by tobacco magnate James B. Duke as a memorial to his father, Washington Duke. Originally the school was called Trinity College, a Methodist institution, started in 1859. In 1892, Trinity moved to west Durham where the east campus with its Georgian architecture now stands. Nearby are Sarah P. Duke gardens, and further west the Gothic spires of Duke chapel overlook the west campus.

Florida State University is one of 11 universities of the State University System of Florida. It was established as the Seminary West of the Suwannee by an act of the Florida Legislature in 1851, and first offered instruction at the post-secondary level in 1857. Its Tallahassee campus has been the site of an institution of higher education longer than any other site in the state. In 1905, the Buckman Act reorganized higher education in the state and designated the Tallahassee school as the Florida Female College. In 1909, it was renamed Florida State College for Women. In 1947, the school returned to a co-educational status, and the name was changed to Florida State University.

Next to I-85 in downtown Atlanta stands the Georgia



Tradition of Excellence

Institute of Technology, founded in 1885. Its first students came to pursue a degree in mechanical engineering, the only one offered at the time. Tech's strength is not only the red clay of Georgia, but a restored gold and white 1930 model A Ford Cabriolet, the official mascot. The old Ford was first used in 1961, but a Ramblin' Wreck had been around for over three decades. The Ramblin' Wreck fight song appeared almost as soon as the school opened, and it is not only American boys that grow up singing its rollicking tune, for Richard Nixon and Nikita Krushchev sang it when they met in Moscow in 1959.

The University of Louisville began to take shape on April 3, 1798, when eight men declared their intention to establish the Jefferson Seminary in Louisville and called upon their fellow citizens to join them in pledging funds for land, buildings, and teachers. These early Louisvillians took the first steps on a journey that would link them with succeeding generations to the modern University of Louisville in the twenty-first century. Today's University of Louisville has become known especially for teaching, research, and service to its community and the advancement of educational opportunity for all citizens thereof. With an enrollment of 21,000, its academic programs attract students from every state and from all over the world.

The University of Miami was chartered in 1925 by a group of citizens who felt an institution of higher learning was needed for the development of their young and growing community. Since the first class of 560 students enrolled in the fall of 1926, the University has expanded to more than 15,000 undergraduate and graduate students from every state and more than 114 nations from around the world. The school's colors, representative of the Florida orange tree, were selected in 1926. Orange symbolizes the fruit of the tree, green represents the leaves and white, the blossoms.

The University of North Carolina, located in Chapel Hill, has been called "the perfect college town," making its tree-lined streets and balmy atmosphere what a college should look and feel like. Its inception in 1795 makes it one of the oldest schools in the nation, and its nickname of Tar Heels stems from the tar pitch and turpentine that were the state's principal industry. The nickname is as old as the school, for it was born during the Revolutionary War when tar was dumped into the streams to impede the advance of British forces.

North Carolina State University is located in the state capital of Raleigh. It opened in 1889 as a land-grant agricultural and mechanical school and was known as A&M or Aggies or Farmers for over a quarter-century. The school's colors of pink and blue were gone by 1895, brown and white were tried for a year, but the students finally chose red and white to represent the school. An unhappy fan in 1922 said State football players behaved like a pack of wolves, and the term that was coined in derision became a badge of honor.

The University of Notre Dame began late on the bitterly cold afternoon of November 26, 1842, when a 28-year-old French priest, Rev. Edward Sorin, C.S.C., and seven companions took possession of 524 snow-covered acres that the Bishop of Vincennes had given them in the Indiana mission fields. A man of lively imagination, Father Sorin named his fledgling school in honor of Our Lady, in his native tongue, "L'Université de Notre Dame du Lac" (The University of Our Lady of the Lake). On January 15, 1844, the University was thus officially chartered by the Indiana legislature.

The University of Pittsburgh was founded as Pittsburgh Academy by Hugh Henry Brackenridge in 1787 and is

one of the oldest institutions of higher education in the United States. Pitt researchers led by Jonas Salk developed the first polio vaccine in 1955, and Pitt surgeons have performed more than 17,000 organ transplants, making Pitt the world's transplantation capital. In 1932, a Pitt team led by Charles Glen King isolated and identified the chemical structure of vitamin C.

Syracuse University was founded during the Methodist State Convention in Syracuse, N.Y., in February of 1870. Measures were taken to raise \$500,000 to endow the university, with the city of Syracuse subscribing \$100,000. Rev. Jesse T. Peck, who was elected president of the Syracuse University Board of Trustees, suggested purchasing 50 acres of farmland in southeastern Syracuse. The Board of Trustees of Syracuse University signed the University charter and certificate of incorporation on March 24, 1870, and the university's College of Liberal Arts opened in September of 1871.

The University of Virginia was founded in 1819 by Thomas Jefferson and is one of three things on his tombstone for which he wanted to be remembered. James Madison and James Monroe were on the board of governors in the early years. The Rotunda, a half-scale version of the Pantheon which faces the Lawn, is the focal point of the grounds as the campus is called. Jefferson wanted his school to educate leaders in practical affairs and public service, not just to train teachers.

Virginia Tech was established in 1872 as an all-male military school dedicated to the original land-grant mission of teaching agriculture and engineering. The University has grown from a small college of 132 students into the largest institution of higher education in the state during its 132-year history. Located in Southwest Virginia on a plateau between the Blue Ridge and Alleghany Mountains, the campus consists of 334 buildings and 20 miles of sidewalks over 2,600 acres. The official school colors - Chicago maroon and burnt orange - were selected in 1896 because they made a "unique combination" not worn elsewhere at the time.

Wake Forest University was started on Calvin Jones' plantation amid the stately pine forest of Wake County in 1834. The Baptist seminary is still there, but the school was moved to Winston-Salem in 1956 on a site donated by Charles H. and Mary Reynolds Babcock. President Harry S. Truman attended the ground-breaking ceremonies that brought a picturesque campus of Georgian architecture and painted roofs. Wake's colors have been black and gold since 1895, thanks to a badge designed by student John Heck who died before he graduated.

SCHOOL AFFILIATIONS

BOSTON COLLEGE -- Charter member of the Big East Conference in 1979; joined the ACC in July, 2005.

CLEMSON -- Charter member of the Southern Intercollegiate Athletic Association in 1894; a charter member of the Southern Conference in 1921; a charter member of the Atlantic Coast Conference (ACC) in 1953.

DUKE -- Joined the Southern Conference in December, 1928; charter member of the ACC in 1953.

FLORIDA STATE -- Charter member of the Dixie Conference in 1948; joined the Metro Conference in July, 1976; joined the ACC July, 1991.

GEORGIA TECH -- Charter member of the Southern Intercollegiate Athletic Association in 1894; charter member of Southern Conference in 1921; charter member of the SEC in 1932; charter member of the Metro Conference in 1975; joined the ACC in April, 1978.

LOUISVILLE -- Joined Kentucky Intercollegiate Conference in 1925; charter member of Ohio Valley Conference in 1948; joined Missouri Valley Conference in 1964; charter member of Metro Conference in 1975; founding member of Conference USA in 1996; joined Big East Conference in 2005; joined American Athletic Conference in 2013; joined ACC in July, 2014.

MIAMI -- Charter member of the Big East Football Conference in 1991; joined the ACC in July, 2004.

NORTH CAROLINA -- Charter member of the Southern Intercollegiate Athletic Association in 1894; charter member of the Southern Conference in 1921; charter member of the ACC in 1953.

NC STATE -- Charter member of the Southern Conference in 1921; charter member of the ACC in 1953.

NOTRE DAME -- Joined the Big East Conference in 1995; joined the ACC in July, 2013.

PITT -- Joined the Big East Conference in 1982; joined the ACC in July, 2013.

SYRACUSE -- Charter member of the Big East Conference in 1979; joined the ACC in July, 2013.

VIRGINIA -- Charter member of the Southern Intercollegiate Athletic Association in 1894; charter member of the Southern Conference in 1921; resigned from Southern Conference in December 1936; joined the ACC in December, 1953.

VIRGINIA TECH -- Charter member of the Southern Conference in 1921; withdrew from the Southern Conference in June, 1965; became a charter member of the Big East Football Conference in Feb. 5, 1991; joined the ACC in July, 2004.

WAKE FOREST -- Joined the Southern Conference in February, 1936; charter member of the ACC in 1953.



ACC Commissioner John Swofford



Now in his 20th year as Atlantic Coast Conference Commissioner, John Swofford continues to make a dramatic impact on the ACC and throughout college athletics.

As the ACC's longest-tenured Commissioner, Swofford has been part of the conference for nearly five decades as a student-athlete and administrator.

A native of North Wilkesboro, North Carolina, and a two-year all-state quarterback at Wilkes Central High, Swofford remains the only player to have his number retired by the school after earning Most Valuable Player honors in football, basketball and track.

After being recruited by numerous schools to play football, Swofford attended the University of North Carolina on a Morehead Scholarship as part of head coach Bill Dooley's first recruiting class. In addition to earning a spot on the Atlantic Coast Conference Academic Honor Roll as a student-athlete, he started at quarterback as a sophomore and part of his junior year, and then finished his career as a defensive back for UNC's 1971 ACC Championship team. He played in the Peach Bowl as a junior and the Gator Bowl as a senior.

Swofford received his Masters in Athletics Administration from Ohio University. His first job in college athletics came at the University of Virginia — where he worked under future ACC Commissioner Gene Corrigan — before returning to North Carolina. In 1980, at the age of 31, Swofford was named the athletics director at his alma mater. He held that post for 17 years, a period in which North Carolina claimed more ACC and NCAA Championships than during any athletics director's tenure in ACC history, and claimed the 1994 Sears Directors' Cup, awarded to the top overall athletics program in the nation. Swofford also hired six head coaches that went on to win national championships — five at North Carolina, and football coach Mack Brown at the University of Texas.

As Commissioner, Swofford has successfully guided the Atlantic Coast Conference through turbulent times in college athletics and has led the league's expansion from nine to 15 schools. Under his leadership, the ACC has remained in the forefront as a leader in college athletics. During his first 19 years as Commissioner, ACC teams have won 77 national titles. Swofford was a leading advocate for NCAA legislation approved in January of 2015 that

allows Autonomy Five conferences to better address the needs of their institutions, athletic programs and student-athletes. In April of 2013, Swofford and the leadership of the ACC's member institutions spearheaded a grant of rights agreement that helped stabilize the college athletic landscape and further secured the league's position as one of the nation's premier conferences.

On July 21, 2016, Swofford announced that ESPN and the Atlantic Coast Conference will launch the ACC Network (Fall 2019) and ACC Network Extra (Fall 2016). The 20-year partnership will provide ACC fans unprecedented access to live events via a comprehensive, multi-platform network while extending the conference's existing rights agreement with ESPN as the conference's exclusive worldwide rights holder through 2036.

Swofford oversaw the creation of the ACC Football Championship Game and played a key role in the evolution of the postseason structure to today's College Football Playoff. The ACC Bowl affiliations have been tremendously enhanced under his watch.

He was instrumental in starting the ACC/Big Ten Challenge, now an early-season staple for both men's and women's college basketball. He created the ACC Student-Athlete Advisory Committee in 1999 and launched the ACC Community Outreach Program.

Swofford is a member of four Halls of Fame — the North Carolina Sports Hall of Fame; the North Carolina High School Athletic Association Hall of Fame; the Chick-fil-A Bowl Hall of Fame; and the Wilkes County Hall of Fame. He has been awarded the Corbett Award, which is the highest administrative honor given nationally to a collegiate athletic administrator. Swofford has received the Homer Rice Award from the Division 1A Athletic Directors' Association, is a recipient of the Ohio University Distinguished Alumnus Award, and received one of Greensboro's 2011 Father of the Year Awards.

Swofford and his wife, Nora, reside in Greensboro, North Carolina. Together, they have three children — Autumn, who is married to Sherman Wooden; Chad, who is married to Caitlyn, and Amie, who is married to Mike Caudle. Autumn and Sherman have three children (Maya, Lyla and Lincoln), while Amie and Mike have one child (Emerson).

PERSONAL INFORMATION

Full Name: John Douglas Swofford
Hometown: North Wilkesboro, North Carolina
Wife: Nora Swofford
Children: Autumn (husband Sherman Wooden), Chad (wife Caitlyn), Amie (husband Mike Caudle)
Grandchildren: Maya, Lyla, Lincoln, Emerson

Education

High School: Wilkes Central High School, 1967, North Wilkesboro, North Carolina
College: University of North Carolina, 1971
Morehead Scholarship Recipient • BA in Industrial Relations
Graduate: Ohio University, 1973 • MEd. in Athletics Administration

Playing Experience

1965-67
• Two-time All-State QB and three-sport MVP at Wilkes Central High School
1969-71
• North Carolina varsity football team QB and DB
• Peach Bowl, 1970
• Gator Bowl, 1971
• ACC Champions, 1971
• ACC Academic Honor Roll, 1970-71

Athletic Administration Experience

1973-76
• Ticket Manager/Asst. to the Director of Athletic Facilities and Finance, University of Virginia
1976-79
• Assistant Athletics Director and Business Manager, University of North Carolina
1979-80
• Assistant Executive Vice-President of the Educational Foundation, University of North Carolina
1980-97
• Director of Athletics, University of North Carolina
1997-present
• Commissioner, Atlantic Coast Conference

Membership on Boards & Committees

- Sports Business Journal's Sports Business Awards Committee, 2011-present
- National Sports Media Association Honorary Board, 2009-present
- North Carolina Sports Hall of Fame Advisory Board, 2008-present
- Wyndham Championship Board of Directors, 2002-present
- NCAA Men's College Basketball Officiating, LLC Board, 2010-2012
- College Football Officiating, LLC Board of Managers, 2008-2012
- National Letter of Intent Appeals Committee, 2002-2012
- BCS Coordinator, 2000-01, 2008-09
- IA Collegiate Commissioners' Association (Chair), 2005-07
- NCAA Football Board of Directors (President), 2004-05
- NCAA Executive Committee, 1995-97
- NCAA Division I Championship Committee (Chair), 1995-97
- NCAA Special Committee to Study a DI-A Football Championship, 1994-95
- President of NACDA, 1993-94
- NCAA Special Events Committee, 1987-91
- NCAA Communications Committee (Chair), 1987-89
- NCAA Football Television Committee 1982-86; (Chair), 1984-86

Honors and Awards

- Corbett Award, 2011 (presented annually by NACDA as the highest honor in collegiate athletics administration)
- Achievement in Business Award, 2011 (presented annually by Ohio University's College of Business)
- Father of the Year, 2011 (recognized by the Greater Greensboro Area Father's Day Council)
- North Carolina Sports Hall of Fame, 2009
- Homer Rice Award, 2005 (presented by the Division 1A Athletic Directors' Association)
- Horizon Award, 2004 (presented by the Atlanta Sports Council recognizing the National Sports Business Executive of the Year)
- Chick-fil-A Bowl Hall of Fame, 2003
- Fifth most influential person in U.S. sports by The Sporting News, 2003
- Outstanding American Award by the Triangle Chapter of the College Football Hall of Fame, 2002
- North Carolina High School Athletic Association's Hall of Fame, 2002
- Ohio University's Charles R. Higgins Distinguished Alumnus Award, 1984



ACC Media Information

theACC.com

Follow 2017 Atlantic Coast Conference baseball action on theACC.com. An updated baseball release can be accessed every Monday and Friday throughout the season, while the ACC Player and Pitcher of the Week will be announced on Monday afternoons.

The official web site of the ACC contains the league's latest news, stats and standings and will feature play-by-play coverage of the ACC Championship hosted by Louisville Slugger Field on May 23-28.

ACC Interview Policy

All post-game interviews with coaches will be conducted in a press interview area designated by the host sports information director. There will be a maximum ten-minute "cooling off" period, at which time the winning head coach must enter the interview area.

The losing head coach should enter the interview area not more than ten minutes after the start of the interview of the winning head coach.

The host SID, per mutual agreement with the visiting sports information director, may adjust the order of the above postgame interview procedure as long as media access to coaches and players is guaranteed.

Player & Pitcher of the Week

Each week during the regular season, a panel of media representatives within the ACC region select an ACC Baseball Player and Pitcher of the Week. Honorees are announced Monday afternoon and appear in the weekly press release. Nominations for the awards are submitted by the leagues' 14 member institutions.

ACC Honors and Awards

The All-Atlantic Coast Conference first, second, and third teams, as well as the Coach, Player, Pitcher, Defensive, and Freshman of the Year are selected by a vote of the 14 head coaches at the end of the regular season. The teams and individual award winners will be announced on Monday, May 22.

ACC Video Clip Service (AVCS)

Broadcast media outlets will be able to access ACC highlights and press conference excerpts via the ACC Video Clip Service (AVCS) throughout the entire 2016-17 sports calendar. This video content will only be available for download in digital files that can be accessed on the AVCS by registering through Scott McBurney, Assistant Commissioner/ACC Advanced Media, at smcburney@theacc.org or by calling 336-369-4646.

Television Schedule

The 2017 Atlantic Coast Conference baseball broadcast schedule includes 374 games across ESPN and regional networks. The 374 games is the most in league history and is more than twice as many as last season.

Beginning April 10 with Duke at Miami, ACC baseball will be spotlighted on ESPN's ACC Monday three times. Two additional contests will be on ESPN2, including NC State at Boston College at Fenway Park on April 22, while two more games will be on ESPN2.

A total of 18 games will be televised by the league's regional sports networks, which include Fox Sports South, Fox Sports Carolinas, Fox Sports Florida, Sun Sports, Fox Sports Indiana, Fox Sports Midwest, Comcast Sports Net Mid-Atlantic, New England Sports Network (NESN), the YES Network, and Root Sports in Pennsylvania.

The broadcast schedule includes 186 of the 210 games in conference play this year.

The 2017 ACC Baseball Championship, scheduled for May 23-28 in Louisville, Kentucky, will be televised in its entirety, with games on Tuesday through Saturday on RSN and Sunday's championship on ESPN2.

Photos and Logos

The ACC uses Photo Shelter as the host site for its logos and photos. If you would like access, please contact George Lane (glane@theacc.org).

Instant Replay

For the fourth straight year, instant replay on selected plays will be in place during the 2017 ACC Baseball Championship. For more information, contact the ACC Communications office.

ACC Championship Tiebreakers

Qualification

The top team from both the Atlantic and Coastal divisions, determined by conference winning percentage, and the next ten teams with the best conference winning percentage regardless of division will be selected to participate in the Conference Baseball Championship. The two division champions will automatically be seeded number one and two based on winning percentage in overall conference competition, and the number one seed shall have the choice of its preferred day off. The remaining teams will be seeded (three through 12) based on winning percentage in overall Conference competition without regard to division. All ties will be broken using the tie-breaking provisions.

Seeding

In the case of a tie in conference winning percentage, championship seeding will use the tie-breaking procedures below with the following guidelines:

- When comparing tied teams and arriving at another pair of tied teams, use each team's winning percentage against the tied teams as a group. For example, if Teams A and B have the same winning percentage as compared to Team C; then Teams A and B will be compared to Team D, but if Team D is tied with Team E, then Teams A and B will be compared to the winning percentage of Teams D and E collectively, not individually.

- When comparing records against a single team or group of teams, the higher winning percentage shall prevail even if the number of games played against a team or group of teams is unequal. If winning percentage of the tied teams is equal against a team, or a group of tied teams, continue until one team gains an advantage.

- If multiple teams tie and the tie can be reduced to two teams, the provisions for two team ties will be used from that point forward.

- One completed game of a conference series constitutes a common opponent for tie breaking purposes.

1. Division Champion Determination.

(a) The division champion will be the team in each division with the highest overall conference winning percentage.

(b) Head-to-head conference competition between the tied teams.

(c) Records of the tied teams within their division.

(d) Head-to-head competition of the tied teams versus the team within the division with the best overall conference winning percentage (divisional and non-divisional) and proceeding through the division.

(e) Head-to-head competition of the tied teams

versus common opponents in the opposite division with the best overall conference winning percentage (divisional and non-divisional) and proceeding through the opposite division.

(f) Coin flip.

2. Seeds One and Two Determination.

(a) Head-to-head competition in regular-season conference play between the two tied teams.

(b) Head-to-head competition of the tied teams compared to common opponents (divisional and non-divisional) with the highest conference winning percentage and continuing until one team gains an advantage.

(c) Coin flip.

3. Seeds Three Through Ten Determinations.

(a) Divisional Opponents.

Two-Team Tie

(1) Head-to-head competition between the two tied teams.

(2) Records of the tied teams within the division.

(3) Head to head competition of the tied teams versus the team within the division with the best overall conference winning percentage (divisional and non-divisional) and proceeding through the division.

Multiple ties within the division broken from first to last.

(4) Overall record versus all common non-divisional opponents.

(5) Combined record versus all non-divisional opponents.

(6) Record versus common non-divisional opponents based on their order of finish within their division.

(7) Coin flip.

Three-or-More-Team Tie

(1) Combined head-to-head record among the tied teams.

(2) Records of the tied teams within the division.

(3) Head-to-head competition versus the team within the division with the best overall (divisional and non-divisional) conference winning percentage, and proceeding through the division. Multiple ties within the division will be broken first to last.

(4) Overall record versus non-divisional opponents.

(5) Combined record versus all common non-divisional opponents.

(6) Record versus common non-divisional opponents with the best overall conference (divisional and non-divisional) winning percentage and proceeding through the other common non-divisional opponents based on their order of finish within the division.

(7) The seed(s) shall be chosen by a draw.

(b) Non-Divisional Opponents.

Two-Team Tie

(1) Head-to-head conference competition between the tied teams.

(2) Head-to-head competition of the tied teams compared to common opponents with the highest overall conference winning percentage and continuing until one team gains an advantage.

(3) Coin flip.

Three-or-More-Team Tie

(1) Combined head-to-head record among the tied teams (if common opponents).

(2) Head-to-head competition of the tied teams compared to common opponents with the highest overall conference winning percentage and continuing until one team gains an advantage.

(3) The seed shall be chosen by a draw.



2017 ACC Schedule

Friday, February 17

Notre Dame vs. Lafayette (San Antonio, Texas)	12 p.m.
Virginia vs. Liberty (Charleston, S.C.)	12 p.m.
Duke vs. Oregon State (Surprise, Ariz.)	1 p.m.
Kentucky at North Carolina	3 p.m.
Louisville vs. Alabama State (Clearwater, Fla.)	3 p.m.
Wake Forest vs. Nicholls (Houston, Texas)	3 p.m.
Pitt vs. Delaware (Kissimmee, Fla.)	3:30 p.m.
Virginia Tech at USC Upstate	4 p.m.
BYU at Georgia Tech	4 p.m.
VCU at Florida State	4 p.m.
Wright State at Clemson	4 p.m.
Boston College at Bethune Cookman ..	6 p.m.
Rutgers at Miami	7 p.m.
Wake Forest at Houston	7:30 p.m.
NC State at Hawai'i	11:35 p.m.

Saturday, February 18

Duke vs. Gonzaga (Surprise, Ariz.)	10 a.m.
Pitt vs. Kansas State (Kissimmee, Fla.)	11 a.m.
Notre Dame vs. Saint Louis.....	
(San Antonio, Texas)	12 p.m.
Boston College at Bethune-Cookman ...	1 p.m.
Virginia Tech at USC Upstate	1 p.m.
VCU at Florida State	1 p.m.
Kentucky at North Carolina	2 p.m.
Marshall at Georgia Tech	2 p.m.
Wright State at Clemson	2 p.m.
Virginia at The Citadel	3 p.m.
Wake Forest vs. Nicholls (Houston, Texas)	3 p.m.
Notre Dame vs. Incarnate Word (San Antonio, Texas)	4 p.m.
Pitt vs. Ohio State (Kissimmee, Fla.)	5 p.m.
Duke vs. Indiana (Surprise, Ariz.)	6 p.m.
Louisville vs. Maryland (Clearwater, Fla.)	6 p.m.
Rutgers at Miami	7 p.m.
NC State at Hawai'i	11:35 p.m.

Sunday, February 19

Duke vs. Oregon State (Surprise, Ariz.)	9:30 a.m.
Virginia vs. Kansas (Charleston, S.C.)	10 a.m.
Boston College at Bethune-Cookman ..	12 p.m.
Notre Dame vs. TBD (San Antonio, Texas)	12 p.m.
W. Michigan at Georgia Tech	12 p.m.
VCU at Florida State	12:30 p.m.
Virginia Tech at USC Upstate	1 p.m.
Kentucky at North Carolina	1 p.m.
Rutgers at Miami	1 p.m.
Louisville vs. Ball State (Clearwater, Fla.)	1 p.m.
Pitt vs. Delaware (Kissimmee, Fla.)	1 p.m.
Wright State at Clemson	1 p.m.
Wake Forest at Houston	2 p.m.
NC State at Hawai'i	6:05 p.m.

Tuesday, February 21

Duke at NCCU	3 p.m.
Marshall at Virginia Tech	3 p.m.
VMI at Virginia	3 p.m.
UNCG at Wake Forest	4 p.m.
USF at Florida State	4 p.m.
Georgia Tech at Ga. Southern	6 p.m.

Wednesday, February 22

Eastern Kentucky at Louisville	3 p.m.
Gardner-Webb at North Carolina	3 p.m.
Western Carolina at Clemson	4 p.m.
Miami at FIU	7 p.m.

Friday, February 24

Austin Peay at NC State	3 p.m.
Nebraska-Omaha at Louisville	3 p.m.
Radford at North Carolina	3 p.m.
Rutgers at Virginia	3 p.m.
Pitt vs. Siena (Vero Beach, Fla.)	3 p.m.
Army at Duke	4 p.m.
Elon at Clemson	4 p.m.
Samford at Florida State	4 p.m.
USC at Wake Forest	4 p.m.
Youngstown State at Georgia Tech ...	4 p.m.
Virginia Tech at Nevada	5 p.m.
Miami at Florida	6:30 p.m.
Boston College vs. Northern Illinois (Norman, Okla.)	7:30 p.m.
Notre Dame vs. San Diego (San Diego, Calif.)	9 p.m.

Saturday, February 25

Army at Duke	1 p.m.
Nebraska-Omaha at Louisville	1 p.m.
Rutgers at Virginia	1 p.m.
Samford at Florida State	1 p.m.
Pitt vs. Siena (Vero Beach, Fla.)	1 p.m.
Virginia Tech at Nevada	2 p.m.
Austin Peay at NC State	2 p.m.
Radford at North Carolina	2 p.m.
Youngstown State at Georgia Tech ...	2 p.m.
Elon at Clemson	2:30 p.m.
Notre Dame vs. TBD (San Diego, Calif.)	3 p.m.
USC at Wake Forest	4 p.m.
Pitt vs. Siena (Vero Beach, Fla.) ...	4:30 p.m.
Boston College vs. Villanova (Norman, Okla.)	4:30 p.m.
Virginia Tech at Nevada	DH
Miami at Florida	6:30 p.m.

Sunday, February 26

Nebraska-Omaha at Louisville	12 p.m.
Army at Duke	1 p.m.
Miami at Florida	1 p.m.
Boston College at Oklahoma	1 p.m.
Austin Peay at NC State	1 p.m.
Elon at Clemson	1 p.m.
Radford at North Carolina	1 p.m.
Rutgers at Virginia	1 p.m.
Samford at Florida State	1 p.m.
USC at Wake Forest	1 p.m.
Notre Dame vs. TBD (San Diego, Calif.)	1 p.m.
Youngstown State at Georgia Tech ...	1 p.m.
Virginia Tech at Nevada	3 p.m.

Monday, February 27

Southern California at Duke	4 p.m.
-----------------------------------	--------

Tuesday, February 28

Radford at Virginia Tech	3 p.m.
William & Mary at Virginia	3 p.m.
Winthrop at North Carolina	3 p.m.
NC State at UNCG	4 p.m.
Georgia State at Georgia Tech	4 p.m.
Wofford at Clemson	4 p.m.
Florida State at Jacksonville	5 p.m.
Davidson at Wake Forest	6 p.m.

Wednesday, March 1

Charlotte at NC State	3 p.m.
Morehead State at Louisville	3 p.m.
St. John's at North Carolina	3 p.m.
Kennesaw St. at Georgia Tech	6 p.m.
Miami at FAU	6:30 p.m.

Friday, March 3

Boston College vs. Central Michigan (Port Charlotte, Fla.)	2:30 p.m.
Binghamton at Virginia Tech	3 p.m.
Eastern Michigan at Louisville	3 p.m.
Long Beach State at North Carolina ..	3 p.m.
Niagara at Virginia	3 p.m.
Rhode Island at NC State	3 p.m.
Belmont at Georgia Tech	4 p.m.
Oakland at Florida State	4 p.m.
Princeton at Duke	4 p.m.
Quinnipiac at Wake Forest	4 p.m.
Notre Dame vs. Maryland (Cary, N.C.)	4:30 p.m.
Pitt vs. Wofford (Spartansburg, S.C.)	5 p.m.
South Carolina at Clemson	6:30 p.m.
Dartmouth at Miami	7 p.m.

Saturday, March 4

Binghamton at Virginia Tech	12 p.m.
Eastern Michigan at Louisville	12 p.m.
La Salle at Virginia	12 p.m.
Notre Dame vs. UMass-Lowell (Cary, N.C.)	12 p.m.
Pitt at USC Upstate	1 p.m.
Oakland at Florida State	1 p.m.
Clemson vs. South Carolina (Greenville, S.C.)	1 p.m.
Belmont at Georgia Tech	2 p.m.
Kent State at Wake Forest	2 p.m.
LBSU at North Carolina	2 p.m.
Boston College vs. Georgetown (Port Charlotte, Fla.)	2:30 p.m.
Niagara at Virginia	3 p.m.
Princeton at Duke	3 p.m.
Notre Dame vs. Rhode Island (Cary, N.C.)	4 p.m.
Pitt at USC Upstate	4:30 p.m.
NC State vs. Maryland (Cary, N.C.)	4:30 p.m.
Kent State at Wake Forest	6 p.m.
Princeton at Duke	6 p.m.
Dartmouth at Miami	7 p.m.

Sunday, March 5

Notre Dame vs. Monmouth (Cary, N.C.)	11 a.m.
Binghamton at Virginia Tech	12 p.m.
Dartmouth at Miami	12 p.m.

Long Beach State at North Carolina ..	12 p.m.
Pitt vs. Wright State (Spartansburg, S.C.)	12 p.m.
Belmont at Georgia Tech	1 p.m.
Eastern Michigan at Louisville	1 p.m.
Oakland at Florida State	1 p.m.
Princeton at Duke	1 p.m.
UMass Lowell at NC State	1 p.m.
Clemson at South Carolina	1:30 p.m.
Radford at Wake Forest	2 p.m.
La Salle at Virginia	2:30 p.m.
Boston College vs. Villanova (Port Charlotte, Fla.)	2:30 p.m.

Monday, March 6

Western Carolina at NC State	2 p.m.
------------------------------------	--------

Tuesday, March 7

Boston College vs. Ball State (Port Charlotte, Fla.)	10 a.m.
Niagara at Virginia Tech	2 p.m.
Boston College vs. Toledo (Port Charlotte, Fla.)	2:30 p.m.
Virginia at George Washington	3 p.m.
VCU at North Carolina	3 p.m.
Louisville at Eastern Kentucky	4 p.m.
Duke at Liberty	4 p.m.
Georgia Tech at Kennesaw St.	5 p.m.
FIU at Miami	6 p.m.
Florida State at UCF	6:30 p.m.

Wednesday, March 8

Fort Wayne at Louisville	3 p.m.
Wake Forest at Coastal Car.	4 p.m.
Florida State at UCF	4 p.m.
NC State at UNCW	4 p.m.
Mount St. Mary's at Duke	4 p.m.
Virginia Tech at William & Mary	6 p.m.
Miami at FIU	7 p.m.
Clemson vs. Michigan State (Greenville, S.C.)	7 p.m.

Friday, March 10

Virginia Tech at Duke *	6 p.m.
Boston College at Florida State *	6 p.m.
Pitt at Louisville *	6 p.m.
NC State at Wake Forest *	6 p.m.
Notre Dame at Clemson *	6:30 p.m.
Virginia at North Carolina *	6:30 p.m.
Georgia Tech at Miami *	7 p.m.

Saturday, March 11

Virginia Tech at Duke *	1 p.m.
Pitt at Louisville *	1 p.m.
Virginia at North Carolina *	2 p.m.
Notre Dame at Clemson *	4 p.m.
NC State at Wake Forest *	4 p.m.
Boston College at Florida State *	6 p.m.
Georgia Tech at Miami *	7 p.m.

Sunday, March 12

Notre Dame at Clemson *	1 p.m.
Virginia Tech at Duke *	1 p.m.
Boston College at Florida State *	1 p.m.
Pitt at Louisville *	1 p.m.
Georgia Tech at Miami *	1 p.m.
Virginia at North Carolina *	1 p.m.
NC State at Wake Forest *	1 p.m.



2017 ACC Schedule

Tuesday, March 14

Monmouth at Virginia	3 p.m.
Saint Peter's at Pitt	3 p.m.
Wake Forest at High Point	4 p.m.
Boston College at Holy Cross	5 p.m.
Canisius at Virginia Tech	5:30 p.m.
Notre Dame at Davidson	6 p.m.
Maine at Miami	6 p.m.
Maryland at North Carolina	6 p.m.
Oklahoma at Georgia Tech	6 p.m.
NC State at Elon	6:30 p.m.
Yale at Clemson	6:30 p.m.
Florida State at Florida	6:30 p.m.

Wednesday, March 15

Xavier at Louisville	12 p.m.
Saint Peter's at Pitt	1 p.m.
George Mason at NC State	4 p.m.
Canisius at Virginia Tech	5:30 p.m.
East Carolina at Duke	6 p.m.
Maine at Miami	6 p.m.
Florida State at Florida Gulf Coast	6:30 p.m.
Yale at Clemson	6:30 p.m.

Friday, March 17

Notre Dame at Pitt *	3 p.m.
Florida State at Virginia Tech *	5:30 p.m.
Wake Forest at Duke *	6 p.m.
North Carolina at Georgia Tech *	6 p.m.
Boston College at Louisville *	6 p.m.
Virginia at Clemson *	6:30 p.m.
Miami at NC State *	6:30 p.m.

Saturday, March 18

Virginia at Clemson *	1 p.m.
Wake Forest at Duke *	1 p.m.
North Carolina at Georgia Tech *	1 p.m.
Boston College at Louisville *	1 p.m.
Notre Dame at Pitt *	1 p.m.
Florida State at Virginia Tech *	1 p.m.
Miami at NC State *	6:30 p.m.

Sunday, March 19

Virginia at Clemson *	1 p.m.
Wake Forest at Duke *	1 p.m.
North Carolina at Georgia Tech *	1 p.m.
Boston College at Louisville *	1 p.m.
Miami at NC State *	1 p.m.
Notre Dame at Pitt *	1 p.m.
Florida State at Virginia Tech *	1 p.m.

Tuesday, March 21

Boston College at Northeastern	3 p.m.
Towson at Virginia	4 p.m.
William & Mary at Virginia Tech	5:30 p.m.
Louisville at Cincinnati	6 p.m.
Clemson at College of Charleston	6 p.m.
Pitt at Kent State	6 p.m.
Auburn at Georgia Tech	6 p.m.
Campbell at NC State	6 p.m.
Jacksonville at Florida State	6 p.m.
UMES at Duke	6 p.m.
Northern Illinois at Notre Dame	6:05 p.m.
Wake Forest at Charlotte	7:05 p.m.

Wednesday, March 22

Towson at Virginia	4 p.m.
FAU at Miami	6 p.m.
Toledo at Notre Dame	6:05 p.m.
North Carolina at East Carolina	6:30 p.m.

Friday, March 24

Clemson at Boston College *	2:30 p.m.
Virginia Tech at Pitt *	3 p.m.
Duke at Virginia *	4 p.m.
Georgia Tech at Wake Forest *	6 p.m.
Florida State at Notre Dame *	6:05 p.m.
Louisville at NC State *	6:30 p.m.
Miami at North Carolina *	6:30 p.m.

Saturday, March 25

Duke at Virginia *	1 p.m.
Clemson at Boston College *	1:30 p.m.
Virginia Tech at Pitt *	3 p.m.
Miami at North Carolina *	4 p.m.
Georgia Tech at Wake Forest *	4 p.m.
Florida State at Notre Dame *	4:05 p.m.
Louisville at NC State *	6:30 p.m.

Sunday, March 26

Clemson at Boston College *	12 p.m.
Miami at North Carolina *	12 p.m.
Louisville at NC State *	1 p.m.
Virginia Tech at Pitt *	1 p.m.
Duke at Virginia *	1 p.m.
Georgia Tech at Wake Forest *	1 p.m.
Florida State at Notre Dame *	1:05 p.m.

Tuesday, March 28

Boston College at Connecticut	3 p.m.
Campbell at Virginia Tech	5:30 p.m.
Wake Forest at Appalachian State	6 p.m.
Georgia Tech at Mercer	6 p.m.
Coastal Carolina at North Carolina	6 p.m.
Davidson at Duke	6 p.m.
Florida State vs. Florida (Jacksonville, Fla.)	6 p.m.
West Virginia at Pitt	6 p.m.
Western Kentucky at Louisville	6 p.m.
NC State at Charlotte	6:05 p.m.
Chicago State at Notre Dame	6:05 p.m.
Furman at Clemson	6:30 p.m.
Virginia at VCU	7 p.m.

Wednesday, March 29

Massachusetts at Boston College	3 p.m.
North Carolina A&T at Duke	6 p.m.
Miami at FGCU	6:30 p.m.
Winthrop at Clemson	6:30 p.m.

Friday, March 31

Boston College at Virginia Tech *	5:30 p.m.
Pitt at Duke *	6 p.m.
North Carolina at Florida State *	6 p.m.
Clemson at Georgia Tech *	6 p.m.
Louisville at Virginia *	6 p.m.
NC State at Notre Dame *	6:05 p.m.
Wake Forest at Miami *	7 p.m.

Saturday, April 1

Pitt at Duke *	1 p.m.
Boston College at Virginia Tech *	1 p.m.
Clemson at Georgia Tech *	4 p.m.
Louisville at Virginia *	4 p.m.
NC State at Notre Dame *	4:05 p.m.
North Carolina at Florida State *	6 p.m.
Wake Forest at Miami *	7 p.m.

Sunday, April 2

Pitt at Duke *	1 p.m.
North Carolina at Florida State *	1 p.m.

Clemson at Georgia Tech *	1 p.m.
Wake Forest at Miami *	1 p.m.
Louisville at Virginia *	1 p.m.
Boston College at Virginia Tech *	1 p.m.
NC State at Notre Dame *	1:05 p.m.

Tuesday, April 4

Old Dominion at Virginia	5 p.m.
Elon at Wake Forest	6 p.m.
East Carolina at North Carolina	6 p.m.
Florida Gulf Coast at Florida State	6 p.m.
Kentucky at Louisville	6 p.m.
Penn State at Pitt	6 p.m.
UNC Asheville at NC State	6 p.m.
Georgia Tech at Auburn	7 p.m.
Clemson at Georgia	7 p.m.
Notre Dame at Michigan	7 p.m.

Wednesday, April 5

Northeastern at Boston College	3 p.m.
Florida Gulf Coast at Florida State	4 p.m.
George Washington at Virginia	5 p.m.
Virginia Tech at Marshall	6 p.m.
Wake Forest at Elon	6 p.m.
St. Thomas at Miami	6 p.m.

Friday, April 7

North Carolina at Boston College *	2:30 p.m.
Wake Forest at Louisville *	6 p.m.
Georgia Tech at Notre Dame *	6 p.m.
Pitt at Virginia *	6 p.m.
Virginia Tech at Clemson *	6:30 p.m.
Florida State at NC State *	6:30 p.m.

Saturday, April 8

Wake Forest at Louisville *	1 p.m.
North Carolina at Boston College *	1:30 p.m.
Georgia Tech at Notre Dame *	4 p.m.
Pitt at Virginia *	4 p.m.
Virginia Tech at Clemson *	5:30 p.m.
Florida State at NC State *	6:30 p.m.
Duke at Miami *	7 p.m.

Sunday, April 9

North Carolina at Boston College *	1 p.m.
Virginia Tech at Clemson *	1 p.m.
Wake Forest at Louisville *	1 p.m.
Florida State at NC State *	1 p.m.
Georgia Tech at Notre Dame *	1 p.m.
Pitt at Virginia *	1 p.m.
Duke at Miami *	2 p.m.

Monday, April 10

Duke at Miami *	7 p.m.
-----------------	--------

Tuesday, April 11

Harvard at Boston College	3 p.m.
Virginia Tech at Radford	6 p.m.
Coastal Carolina at Wake Forest	6 p.m.
Florida at Florida State	6 p.m.
Purdue at Louisville	6 p.m.
UNCG at NC State	6 p.m.
VCU at Virginia	6 p.m.
Michigan State at Notre Dame	6:05 p.m.
Charleston Southern at Clemson	6:30 p.m.
Georgia Tech at Georgia	7 p.m.
North Carolina vs. South Carolina (Charlotte, N.C.)	7 p.m.

Wednesday, April 12

Duke at Campbell	6 p.m.
FGCU at Miami	6 p.m.

Thursday, April 13

Virginia at Virginia Tech *	5:30 p.m.
Louisville at Georgia Tech *	6 p.m.

Friday, April 14

Virginia at Virginia Tech *	5:30 p.m.
Boston College at Duke *	6 p.m.
Louisville at Georgia Tech *	6 p.m.
Miami at Pitt *	6 p.m.
Notre Dame at Wake Forest *	6 p.m.
NC State at North Carolina *	6:30 p.m.

Saturday, April 15

Boston College at Duke *	1 p.m.
Louisville at Georgia Tech *	1 p.m.
Virginia at Virginia Tech *	1 p.m.
Miami at Pitt *	3 p.m.
NC State at North Carolina *	4 p.m.
Notre Dame at Wake Forest *	4 p.m.
Clemson at Florida State *	6 p.m.

Sunday, April 16

Boston College at Duke *	1 p.m.
Miami at Pitt *	1 p.m.
Notre Dame at Wake Forest *	1 p.m.
Clemson at Florida State *	2 p.m.
NC State at North Carolina *	2 p.m.

Monday, April 17

Clemson at Florida State *	7 p.m.
----------------------------	--------

Tuesday, April 18

Boston College at Dartmouth	3:30 p.m.
Charlotte at Wake Forest	6 p.m.
Liberty at North Carolina	6 p.m.
Longwood at Virginia	6 p.m.
Mercer at Georgia Tech	6 p.m.
Stetson at Florida State	6 p.m.
Virginia Tech at East Tennessee St.	6:30 p.m.
Pitt at Penn State	6:30 p.m.
Louisville at Kentucky	7 p.m.
Notre Dame vs. Central Michigan (Detroit, Mich.)	7:05 p.m.

Wednesday, April 19

Stetson at Florida State	4 p.m.
Elon at NC State	6 p.m.
FAU at Miami	6 p.m.
Georgia Tech at Georgia State	6 p.m.
James Madison at Virginia	6 p.m.
Kent State at Pitt	6 p.m.
NCCU at Duke	6 p.m.
Illinois State at Notre Dame	6:05 p.m.
Georgia at Clemson	6:30 p.m.
Boston College vs. TBD (The Beanpot)	TBA

Friday, April 21

NC State at Boston College *	2:30 p.m.
Georgia Tech at Virginia Tech *	5:30 p.m.
Duke at Louisville *	6 p.m.
North Carolina at Pitt *	6 p.m.
Notre Dame at Virginia *	6 p.m.
Wake Forest at Clemson *	6:30 p.m.
Florida State at Miami *	7 p.m.



2017 ACC Schedule

Saturday, April 22

Duke at Louisville *	1 p.m.
Georgia Tech at Virginia Tech *	1 p.m.
North Carolina at Pitt *	3 p.m.
NC State at Boston College *	4 p.m.
Wake Forest at Clemson *	4 p.m.
Notre Dame at Virginia *	4 p.m.
Florida State at Miami *	7 p.m.

Sunday, April 23

Notre Dame at Virginia *	12 p.m.
NC State at Boston College *	1 p.m.
Wake Forest at Clemson *	1 p.m.
Duke at Louisville *	1 p.m.
Florida State at Miami *	1 p.m.
North Carolina at Pitt *	1 p.m.
Georgia Tech at Virginia Tech *	1 p.m.

Tuesday, April 25

UMass Lowell at Boston College	3 p.m.
Florida State at Stetson	5 p.m.
West Virginia at Virginia Tech	5:30 p.m.
Wake Forest at UNCG	6 p.m.
Elon at North Carolina	6 p.m.
NCCU at NC State	6 p.m.
Radford at Virginia	6 p.m.
Valparaiso at Notre Dame	6:05 p.m.
College of Charleston at Clemson	6:30 p.m.
Georgia at Georgia Tech	7 p.m.

Wednesday, April 26

Boston College at Bryant	3 p.m.
Wake Forest at Davidson	6 p.m.
Campbell at North Carolina	6 p.m.
FIU at Miami	6 p.m.
Northern Kentucky at Louisville	6 p.m.
Presbyterian at Duke	6 p.m.
Eastern Michigan at Notre Dame	6:05 p.m.
NC State at East Carolina	6:30 p.m.

Friday, April 28

Miami at Boston College *	2:30 p.m.
Virginia at Florida State *	6 p.m.
Toledo at Louisville	6 p.m.
Duke at Notre Dame *	6:05 p.m.
Virginia Tech at NC State *	6:30 p.m.
Clemson at North Carolina *	6:30 p.m.
Georgia Tech at UIC	7:35 p.m.

Saturday, April 29

Virginia at Florida State *	1 p.m.
SIUE at Pitt	1 p.m.
Toledo at Louisville	1 p.m.
Georgia Tech at UIC	1:05 p.m.
Miami at Boston College *	1:30 p.m.
Clemson at North Carolina *	4 p.m.
Duke at Notre Dame *	4:05 p.m.
Georgia Tech at UIC	4:05 p.m.
SIUE at Pitt	4:30 p.m.
Virginia Tech at NC State *	6:30 p.m.

Sunday, April 30

Miami at Boston College *	1 p.m.
Virginia at Florida State *	1 p.m.
Virginia Tech at NC State *	1 p.m.
Clemson at North Carolina *	1 p.m.
SIUE at Pitt	1 p.m.
Toledo at Louisville	1 p.m.
Duke at Notre Dame *	1:05 p.m.

Tuesday, May 2

Boston College at UMass Lowell	5 p.m.
Liberty at Virginia	6 p.m.
Maryland Eastern Shore at Pitt	6 p.m.
Miami (Ohio) at Louisville	6 p.m.
Richmond at North Carolina	6 p.m.
Virginia Tech at Campbell	6:30 p.m.

Wednesday, May 3

Maryland Eastern Shore at Pitt	1 p.m.
--------------------------------	--------

Friday, May 5

Boston College at Wake Forest *	6 p.m.
Pacific at Florida State	6 p.m.
Louisville at Notre Dame *	6:05 p.m.
Delaware at NC State	6:30 p.m.
Bethune-Cookman at Miami	7 p.m.

Saturday, May 6

Boston College at Wake Forest *	4 p.m.
Louisville at Notre Dame *	4:05 p.m.
Pitt at Georgia Tech *	6 p.m.
Pacific at Florida State	6 p.m.
Delaware at NC State	6:30 p.m.
Nevada at Clemson	6:30 p.m.
Bethune-Cookman at Miami	7 p.m.

Sunday, May 7

Pacific at Florida State	12 p.m.
Boston College at Wake Forest *	1 p.m.
Bethune-Cookman at Miami	1 p.m.
Delaware at NC State	1 p.m.
Louisville at Notre Dame *	1:05 p.m.
Nevada at Clemson	4 p.m.
Pitt at Georgia Tech *	6 p.m.

Monday, May 8

Nevada at Clemson	1 p.m.
Pitt at Georgia Tech *	7 p.m.

Tuesday, May 9

Northeastern at Virginia Tech	5:30 p.m.
Campbell at Duke	6 p.m.
Davidson at North Carolina	6 p.m.
High Point at Wake Forest	6 p.m.
Jacksonville at Florida State	6 p.m.
Vanderbilt at Louisville	6 p.m.
Clemson vs. Furman (Greenville, S.C.)	7 p.m.
Georgia Tech vs. Georgia (Atlanta, Ga.)	7 p.m.

Wednesday, May 10

Wake Forest at Radford	6 p.m.
UNC Asheville at North Carolina	6 p.m.
UNCW at NC State	6 p.m.
Youngstown State at Pitt	6 p.m.
Duke at East Carolina	6:30 p.m.
UCF at Miami	7 p.m.

Friday, May 12

North Carolina at Virginia Tech *	5:30 p.m.
Georgia Tech at Duke *	6 p.m.
Wake Forest at Florida State *	6 p.m.
NC State at Pitt *	6 p.m.
Miami at Virginia *	6 p.m.
Louisville at Clemson *	6:30 p.m.
Austin Peay at Notre Dame	7:05 p.m.

Saturday, May 13

Georgia Tech at Duke *	1 p.m.
North Carolina at Virginia Tech *	1 p.m.
Louisville at Clemson *	4 p.m.
Miami at Virginia *	4 p.m.
Quinnipiac at Boston College	4 p.m.
Austin Peay at Notre Dame	4:05 p.m.
Wake Forest at Florida State *	6 p.m.
NC State at Pitt *	6 p.m.

Sunday, May 14

Louisville at Clemson *	12 p.m.
Quinnipiac (DH) at Boston College	12 p.m.
Georgia Tech at Duke *	1 p.m.
Wake Forest at Florida State *	1 p.m.
NC State at Pitt *	1 p.m.
Miami at Virginia *	1 p.m.
North Carolina at Virginia Tech *	1 p.m.
Austin Peay at Notre Dame	1:05 p.m.

Tuesday, May 16

Virginia Tech at Old Dominion	12 p.m.
Maine at Boston College	4 p.m.
Georgia Southern at Georgia Tech	6 p.m.
Liberty at Duke	6 p.m.
Richmond at Virginia	6 p.m.
UNCW at North Carolina	6 p.m.
Wake Forest vs. Appalachian State (Shelby, N.C.)	6 p.m.
Louisville at Indiana	6:05 p.m.
Pitt at West Virginia	6:30 p.m.
Coastal Carolina at Clemson	6:30 p.m.
FGCU at Miami	7 p.m.

Thursday, May 18

Notre Dame at Boston College *	2:30 p.m.
Virginia at Georgia Tech *	6 p.m.
Florida State at Louisville *	6 p.m.
Clemson at NC State *	6 p.m.
Duke at North Carolina *	6 p.m.
Pitt at Wake Forest *	6 p.m.
Virginia Tech at Miami *	7 p.m.


Friday, May 19

Notre Dame at Boston College *	1:30 p.m.
Virginia at Georgia Tech *	6 p.m.
Florida State at Louisville *	6 p.m.
Pitt at Wake Forest *	6 p.m.
Clemson at NC State *	6:30 p.m.
Duke at North Carolina *	6:30 p.m.
Virginia Tech at Miami *	7 p.m.

Saturday, May 20

Notre Dame at Boston College *	1 p.m.
Virginia at Georgia Tech *	1 p.m.
Virginia Tech at Miami *	1 p.m.
Clemson at NC State *	1 p.m.
Pitt at Wake Forest *	1 p.m.
Duke at North Carolina *	2 p.m.
Florida State at Louisville *	7:30 p.m.

* Conference game



ACC CHAMPIONSHIP

Tuesday, May 23

Game #1 (RSN)	11 a.m.
Game #2 (RSN)	3 p.m.
Game #3 (RSN)	7 p.m.

Wednesday, May 24

Game #4 (RSN)	11 a.m.
Game #5 (RSN)	3 p.m.
Game #6 (RSN)	7 p.m.

Thursday, May 25

Game #7 (RSN)	11 a.m.
Game #8 (RSN)	3 p.m.
Game #9 (RSN)	7 p.m.

Friday, May 26

Game #10 (RSN)	11 a.m.
Game #11 (RSN)	3 p.m.
Game #12 (RSN)	7 p.m.

Saturday, May 27

Semifinal #1 (RSN)	1 p.m.
Semifinal #2 (RSN)	5 p.m.

Sunday, May 28

Championship Game (ESPN2)	12 p.m.
---------------------------	---------



NCAA CHAMPIONSHIP

Friday, June 2 - Monday, June 5
NCAA Regionals, Campus Sites TBA

Friday, June 9 - Monday, June 11
NCAA Super Regionals, Campus Sites TBA


Saturday, June 18 - Wednesday, June 28
College World Series, Omaha, Neb. TBA



2017 ACC Championship

2017 ACC BASEBALL CHAMPIONSHIP

MAY 23-28 | LOUISVILLE SLUGGER FIELD | LOUISVILLE, KY



POOL A

#1 SEED
#8 SEED
#12 SEED

POOL B

#2 SEED
#7 SEED
#11 SEED

POOL C

#3 SEED
#6 SEED
#10 SEED

POOL D

#4 SEED
#5 SEED
#9 SEED

TUESDAY
MAY 23
POOL PLAY

WEDNESDAY
MAY 24
POOL PLAY

THURSDAY
MAY 25
POOL PLAY

FRIDAY
MAY 26
POOL PLAY

SATURDAY
MAY 27
SEMIFINALS

SUNDAY
MAY 28
CHAMPIONSHIP

GAME 1
11 AM
RSN/ACCN Extra

GAME 4
11 AM
RSN/ACCN Extra

GAME 7
11 AM
RSN/ACCN Extra

Game 10
11 AM
RSN/ACCN Extra

POOL A WINNER

SEMIFINAL 1
1 PM
RSN/ACCN Extra

POOL D WINNER

GAME 2
3 PM
RSN/ACCN Extra

GAME 5
3 PM
RSN/ACCN Extra

GAME 8
3 PM
RSN/ACCN Extra

Game 11
3 PM
RSN/ACCN Extra

CHAMPIONSHIP
12 PM
ESPN2

POOL B WINNER

SEMIFINAL 2
5 PM
RSN/ACCN Extra

POOL C WINNER

GAME 3
7 PM
RSN/ACCN Extra

GAME 6
7 PM
RSN/ACCN Extra

GAME 9
7 PM
RSN/ACCN Extra

Game 12
7 PM
RSN/ACCN Extra

THEACC.COM | @ACCBASEBALL | #ACCBASE



2016 ACC Season in Review

2016 ATLANTIC COAST CONFERENCE STANDINGS

ATLANTIC	ACC							Overall								
	W	L	T	Pct.	Hm	Rd	w/in Div.	W	L	T	Pct.	Hm	Rd	Nu	Top 25	Streak
Louisville ^	22	8	0	.733	14-1	8-7	14-4	50	14	0	.781	36-3	13-9	1-2	15-10	L2
Florida State ^	16	10	0	.615	10-3	6-7	9-5	41	22	0	.651	30-9	8-11	3-2	11-9	L2
NC State ^	15	13	0	.536	10-5	5-8	7-9	38	22	0	.633	26-9	8-10	4-3	8-11	L1
Clemson *^	16	14	0	.533	10-5	6-9	12-6	44	20	0	.688	26-9	13-11	5-0	9-11	L1
Boston College ^	13	15	0	.464	8-5	5-10	6-10	35	22	0	.614	11-7	10-12	14-3	11-10	L1
Wake Forest ^	13	17	0	.433	8-7	5-10	5-13	35	27	0	.565	19-8	12-16	4-3	8-14	L2
Notre Dame	11	17	0	.393	6-7	5-10	6-12	27	27	0	.500	14-12	7-12	6-3	3-16	L4

COASTAL	W	L	T	Pct.	Hm	Rd	w/in Div.	W	L	T	Pct.	Hm	Rd	Nu	Top 25	Streak
Miami ^#	21	7	0	.750	12-3	9-4	13-5	50	14	0	.781	37-7	11-4	2-3	16-10	L2
Virginia ^	19	11	0	.633	10-5	9-6	14-4	38	22	0	.633	24-12	11-8	3-2	9-8	L2
Duke ^	14	15	0	.483	6-9	8-6	8-9	33	24	0	.579	22-12	10-8	1-4	11-14	L3
Georgia Tech ^	13	16	0	.448	7-8	6-8	9-8	38	25	0	.603	23-11	11-10	4-4	10-15	L1
North Carolina	13	17	0	.433	8-7	5-10	9-9	34	21	0	.618	25-9	8-12	1-0	10-12	L1
Pitt	10	18	0	.357	4-9	6-9	4-12	25	26	0	.490	10-12	12-13	3-1	4-13	L7
Virginia Tech	6	24	0	.200	4-11	2-13	4-14	19	36	0	.345	13-15	5-19	1-2	2-13	L4

* ACC Champion, ^ Earned NCAA bid, #Reached College World Series

ACC Players of the Week

Player of the Week

Feb 22	Corey Ray, Jr., OF	Louisville
Feb 29	Chance Shepard, Sr., DH	NC State
	Nick Yarnall, Jr., DH/1B	Pitt
Mar 7	Chance Shepard, Sr., DH	NC State
	Will Craig, Jr., INF/RHP	Wake Forest
Mar 14	Joe Cronin, Sr., IF	Boston College
Mar 21	Seth Beer, Fr., OF/1B	Clemson
	Tyler Ramirez, Jr., CF	North Carolina
Mar 28	Corey Ray, Jr., OF	Louisville
Apr 4	Charles Leblanc, So., SS	Pitt
Apr 11	John Sansone, Sr., 3B	Florida State
Apr 18	Matt Thaiss, Jr., C	Virginia
Apr 25	Quincy Nieporte, Jr., DH	Florida State
May 2	Evan Mendoza, So., 3B	NC State
May 9	Nate Mondou, Jr., 2B	Wake Forest
May 16	Stuart Fairchild, So., OF	Wake Forest
May 23	Logan Warmoth, So., SS	North Carolina

Pitcher of the Week

Feb 22	Zac Gallen, Jr., SP	North Carolina
Feb 29	Brendan McKay, So., SP	Louisville
Mar 7	Alex Eubanks, Fr., SP/RP	Clemson
Mar 14	Brian McAfee, GS, SP	Duke
Mar 21	Joe O'Donnell, Jr., SP	NC State
Mar 28	Aaron Sandefur, Sr., SP	Pitt
Apr 4	Pat Krall, Jr., RP	Clemson
	Ryan Williamson, Jr., SP	NC State
Apr 11	Zac Gallen, Jr., SP	North Carolina
	Connor Jones, Jr., SP	Virginia
Apr 18	Parker Dunshee, Jr., SP	Wake Forest
Apr 25	Michael Hearne, Sr., SP	Notre Dame
May 2	Connor Jones, Jr., SP	Virginia
May 9	Pat Krall, Jr., SP/RP	Clemson
May 16	Zac Gallen, Jr., SP	North Carolina
	Zack Burdi, So., RP	Louisville
May 23	Justin Dunn, Jr., SP	Boston College

ACC By the Numbers

1 - Clemson's Seth Beer became the first freshman to win the Dick Howser Trophy.

4 - Four ACC teams in the Super Regionals tied for the most in conference history, and marked the eighth time in the last 12 years with that many teams in the Super Regionals (2005-06, 2008-10, 2013, 2015-16).

6 - Six ACC squads – Clemson, Florida State, Louisville, Miami, NC State, and Virginia – hosted regionals, the most in league history.

7 - 2016 was the seventh consecutive year that multiple league teams were named national seeds in the NCAA tournament.

7 - At least two ACC teams have reached the College World Series in seven of the last 11 years.

8 – The ACC's eight first-round selections in the 2016 Major League Baseball First-Year Player Draft were twice as many as any other conference. A total of 60 ACC players were taken in the draft, the fifth most in league history.

10 - Ten ACC teams, tied for the most from a single conference in history, earned bids to the 2016 NCAA Championship.

11 - With Miami reaching the College World Series, the ACC has had at least one team in Omaha for 11 straight years.

18 – Eighteen ACC players were named NCBWA All-Americans, the most from any conference in the country, including 11 league players on the 22-man First Team.

91 - The 14 current ACC teams have a combined 91 CWS appearances.

ACC vs. Nonconference

Conferences	2016
America East	7-1
American Athletic	13-7
Atlantic 10	15-2
Atlantic Sun	9-3
Big 12	5-5
Big East	9-2
Big South	28-13
Big Ten	14-5
Big West	2-3
Colonial	20-8
Conference USA	11-4
Horizon	8-1
Independent	0-0
Ivy	5-1
Metro Atlantic	6-0
Mid-American	25-3
Mid-Eastern	13-1
Missouri Valley	2-2
Mountain West	0-0
Northeast	3-1
Ohio Valley	6-0
Pac-12	7-5
Patriot	3-1
SEC	14-19
Southern	21-6
Southland	1-3
SWAC	8-0
Summit	0-1
Sun Belt	10-1
West Coast	2-2
Western Athletic	2-0
Others	1-0
Totals	286-102-0

Home vs. Non-Conf.	196-49
Road vs. Non-Conf.	53-36
Neutral vs. Non-Conf.	37-17
vs. NCBWA Poll	28-30
vs. Baseball America Poll	27-24
vs. Coaches Poll	26-25
vs. Collegiate Baseball Poll	27-29



2016 ACC Season in Review

2016 All-ACC Baseball Team

Player of the YearSeth Beer, OF, Clemson
 Pitcher of the Year Drew Harrington, SP, Louisville
 Freshman of the YearSeth Beer, OF, Clemson
 Coach of the Year.....Dan McDonnell, Louisville

First Team

C Chris Okey..... Clemson
 C Zack Collins..... Miami
 1B Tristin English..... Georgia Tech
 2B Nate Mondou..... Wake Forest
 3B John Sansone..... Florida State
 3B Will Craig..... Wake Forest
 SS Charles Leblanc..... Pitt
 OF Seth Beer..... Clemson
 OF Kel Johnson..... Georgia Tech
 OF Matt Gonzalez..... Georgia Tech
 OF Corey Ray..... Louisville
 DH/UT Brendan McKay..... Louisville
 SP Drew Harrington..... Louisville
 SP Brendan McKay..... Louisville
 SP Connor Jones..... Virginia
 RP Zack Burdi..... Louisville

Second Team


C Matt Thaiss..... Virginia
 1B Preston Palmeiro..... NC State
 1B Pavin Smith..... Virginia
 2B Nick Solak..... Louisville
 2B Johnny Ruiz..... Miami
 3B Evan Mendoza..... NC State
 SS Taylor Walls..... Florida State
 OF Jimmy Herron..... Duke
 OF Tyler Ramirez..... North Carolina
 OF Stuart Fairchild..... Wake Forest
 DH/UT Jack Labosky..... Duke
 SP Brandon Gold..... Georgia Tech
 SP J.B. Bukauskas..... North Carolina
 SP T.J. Zeuch..... Pitt
 RP Pat Krall..... Clemson
 RP Matthew Gorst..... Georgia Tech

Third Team

C Will Smith..... Louisville
 1B Gavin Sheets..... Wake Forest
 2B Ernie Clement..... Virginia
 3B Blake Tiberi..... Louisville
 SS Connor Justus..... Georgia Tech
 SS Devin Hairston..... Louisville
 SS Brandon Lopez..... Miami
 OF Willie Abreu..... Miami
 OF Carl Chester..... Miami
 OF Josh McLain..... NC State
 DH/UT Nick Yarnall..... Pitt
 SP Justin Dunn..... Boston College
 SP Michael Mediavilla..... Miami
 SP Zac Gallen..... North Carolina
 SP Parker Dunshee..... Wake Forest
 RP Bryan Garcia..... Miami

All-Freshman Team

SP Jacob Stevens..... Boston College
 OF Seth Beer..... Clemson
 OF Jimmy Herron..... Duke
 SS Zack Kone..... Duke
 C Cal Raleigh..... Florida State
 1B Tristin English..... Georgia Tech
 C Joey Bart..... Georgia Tech
 2B Devin Mann..... Louisville
 RP Frankie Bartow..... Miami
 OF Brett Kinneman..... NC State
 OF Matt Vierling..... Notre Dame
 RP Yaya Chentouf..... Pitt



2016 ACC Baseball Championship Durham Bulls Athletic Park, Durham, N.C.

Tuesday, May 24

Wake Forest 4, Duke 3
 Georgia Tech 6, Boston College 0

Wednesday, May 25

Florida State 7, NC State 3
 Miami 4, Georgia Tech 0
 Louisville 9, Wake Forest 5

Thursday, May 26

Clemson 5, Virginia 4
 Florida State 6, Georgia Tech 1
 Miami 8, NC State 7

Friday, May 27

Clemson 5, Louisville 3
 Wake Forest 10, Virginia 9
 NC State 7, Georgia Tech 5 (12)

Saturday, May 28

Clemson 5, Wake Forest 4
 Florida State 5, Miami 4
 Virginia 7, Louisville 2

Sunday, May 29

Clemson 18, Florida State 13

All-Tournament Team

C - Matt Thaiss, Virginia
 1B - Dylan Busby, Florida State
 2B - Johnny Ruiz, Miami
 3B - Edgar Michelangeli, Miami
 SS - Daniel Pinero, Virginia
 OF - Jackson Lueck, Florida State
 OF - Reed Rohlman, Clemson
 OF - Matt Gonzalez, Georgia Tech
 Util/DH - Mike Triller, Clemson
 P - Pat Krall, Clemson
 P - Clate Schmidt, Clemson

Most Valuable Player

Mike Triller, Clemson

2016 NCAA Baseball Championship

Charlottesville Regional

Jun 3 #1 Virginia 17, #4 William & Mary 4
 Jun 4 #3 East Carolina 8, #1 Virginia 6
 Jun 5 #4 William & Mary 5, #1 Virginia 4

Clemson Regional

Jun 3 #1 Clemson 24, #4 Western Carolina 10
 Jun 4 #2 Oklahoma State 12, #1 Clemson 2
 Jun 5 #1 Clemson 15, #4 Western Carolina 3
 Jun 5 #2 Oklahoma State 9, #1 Clemson 2

College Station Regional

Jun 3 #3 Wake Forest 5, #2 Minnesota 3
 Jun 4 #1 Texas A&M 22, #3 Wake Forest 2
 Jun 5 #2 Minnesota 8, #3 Wake Forest 3

Columbia Regional

Jun 3 #2 UNCW 11, #3 Duke 1
 Jun 4 #1 South Carolina 4, #3 Duke 2

Coral Gables Regional

Jun 3 #1 Miami 4, #4 Stetson 2
 Jun 4 #1 Miami 4, #3 Long Beach State 3 (11)
 Jun 5 #1 Miami 9, #3 Long Beach State 8

Gainesville Regional

Jun 3 #3 UConn 7, #2 Georgia Tech 6
 Jun 4 #2 Georgia Tech 12, #4 Bethune-Cookman 3
 Jun 5 #2 Georgia Tech 7, #3 UConn 5
 Jun 5 #1 Florida 10, #2 Georgia Tech 1

Louisville Regional

Jun 3 #1 Louisville 6, #4 Western Michigan 1
 Jun 4 #1 Louisville 15, #2 Ohio State 3
 Jun 5 #1 Louisville 3, #3 Wright State 1

Oxford Regional

Jun 3 #3 Boston College 7, #2 Tulane 2
 Jun 4 #3 Boston College 4, #4 Utah 3
 Jun 5 #3 Boston College 6, #2 Tulane 3

Raleigh Regional

Jun 3 #1 NC State 13, #4 Navy 8
 Jun 4 #2 Coastal Carolina 4, #1 NC State 0
 Jun 5 #1 NC State 17, #4 Navy 1
 Jun 6 #1 NC State 8, #2 Coastal Carolina 1
 Jun 6 #2 Coastal Carolina 7, #1 NC State 5

Tallahassee Regional

Jun 3 #1 Florida State 18, #4 Alabama State 6
 Jun 4 #1 Florida State 7, #2 Southern Miss 2
 Jun 5 #1 Florida State 18, #3 South Alabama 6

Coral Gables Super Regional

Jun 10 Miami 12, Boston College 7
 Jun 11 Boston College 5, Miami 3
 Jun 12 Miami 9, Boston College 4

Gainesville Super Regional

Jun 11 Florida State 3, Florida 0
 Jun 12 Florida 5, Florida State 0
 Jun 13 Florida 7, Florida State 0

Louisville Super Regional

Jun 11 UC Santa Barbara 4, Louisville 2
 Jun 12 UC Santa Barbara 4, Louisville 3

College World Series

Jun 18 Arizona 5, Miami 1
 Jun 20 UC Santa Barbara 5, Miami 3



2016 ACC Season in Review

National Accolades

DICK HOWSER TROPHY

Seth Beer, OF, Clemson

NATIONAL PLAYER OF THE YEAR

Will Craig, 3B/RP, Wake Forest
D1Baseball

NATIONAL FRESHMAN OF THE YEAR

Seth Beer, OF, Clemson
Louisville Slugger
NCBWA
Baseball America

STOPPER OF THE YEAR

Bryan Garcia, RP, Miami
NCBWA

JOHNNY BENCH AWARD

Zack Collins, C, Miami

ALL-AMERICANS

Justin Dunn, SP, Boston College
Baseball America (3)

Seth Beer, OF, Clemson
ABCA (1), Baseball America (1), D1Baseball (1),
Louisville Slugger (2), NCBWA (1)

Pat Krall, Relief, Clemson
Baseball America (3), Louisville Slugger (3), NCBWA (2)

Chris Okey, C, Clemson
Baseball America (2), D1Baseball (3),
Louisville Slugger (2), NCBWA (1)

John Sansone, 3B, Florida State
Louisville Slugger (3)

Taylor Walls, SS, Florida State
Baseball America (1), D1Baseball (3), NCBWA (3)

Matthew Gorst, RP, Georgia Tech
NCBWA (2)

Zack Burdi, Relief, Louisville
Louisville Slugger (2), NCBWA (1)

Devin Hairston, SS, Louisville
ABCA (2)

Drew Harrington, LHP, Louisville
Louisville Slugger (1), D1Baseball (2), NCBWA (1)

Kade McClure, SP, Louisville
NCBWA (1)

Brendan McKay, UT, Louisville
ABCA (1), Baseball America (1), D1Baseball (1),
Louisville Slugger (3), NCBWA (1)

Corey Ray, OF, Louisville
ABCA (1), Baseball America (2), D1Baseball (1),
Louisville Slugger (2), NCBWA (1)

Nick Solak, 2B, Louisville

Baseball America (3), D1Baseball (2), NCBWA (2)

Zack Collins, C, Miami

ABCA (1), Baseball America (1),
D1Baseball (1), NCBWA (1)

Bryan Garcia, RP, Miami

NCBWA (1)

Michael Mediavilla, SP, Miami

ABCA (2)

Charles Leblanc, SS, Pitt

NCBWA (2)

Adam Haseley, UT, Virginia

Baseball America (3), NCBWA (3)

Connor Jones, RHP, Virginia

ABCA (1), Baseball America (2), D1Baseball (2),
Louisville Slugger (2), NCBWA (1)

Matt Thaiss, C, Virginia

Baseball America (2), D1Baseball (2),
Louisville Slugger (3), NCBWA (3)

Will Craig, 3B, Wake Forest

ABCA (1), Baseball America (1), D1Baseball (1),
Louisville Slugger (1), NCBWA (1)

FRESHMAN ALL-AMERICANS

Jacob Stevens, Boston College

D1 Baseball (2), Baseball America (2)

Seth Beer, OF, Clemson

Louisville Slugger, NCBWA (1),
D1 Baseball (1), Baseball America (1)

Jimmy Herron, OF, Duke

Louisville Slugger

Cal Raleigh, C, Florida State

Louisville Slugger, NCBWA (1),
D1 Baseball (1), Baseball America (1)

Tyler Holton, Florida State

D1 Baseball (2), Baseball America (2)

Joey Bart, C, Georgia Tech

Louisville Slugger, Baseball America (2)

Tristan English, 1B, Georgia Tech

Louisville Slugger, D1 Baseball (2)

Frankie Bartow, RP, Miami

Louisville Slugger

Brett Kinneman, OF, NC State

Louisville Slugger

Matt Vierling, UT, Notre Dame

Louisville Slugger
NCBWA (1)

2016 All-ACC Academic Baseball Team

Scholar-Athlete of the Year

Pat Krall Jr. Clemson

All-Academic Team

Logan Hoggarth Sr. Boston College
Alex Eubanks R-Fr. Clemson
Charlie Barnes So. Clemson
Chase Pinder So. Clemson
Pat Krall Jr. Clemson
Seth Beer Fr. Clemson
Brian McAfee GR Duke
Jack Labosky So. Duke
Kellen Urbon GR Duke
Zack Kone Fr. Duke
Ben DeLuzio Jr. Florida State
Chase Haney Fr. Florida State
Drew Carlton So. Florida State
Mike Compton Sr. Florida State
Ben Parr Jr. Georgia Tech
Brandt Stallings Fr. Georgia Tech
Kel Johnson So. Georgia Tech
Trevor Craport So. Georgia Tech
Blake Tiberi Jr. Louisville
Colby Fitch So. Louisville
Colin Lyman Jr. Louisville
Daniel Rosenbaum Sr. Louisville
Devin Hairston So. Louisville
Nick Solak Jr. Louisville
Will Smith Jr. Louisville
Bryan Garcia Jr. Miami
Christopher Barr Sr. Miami
Jesse Lepore So. Miami
Thomas Woodrey Sr. Miami
Jason Morgan So. North Carolina
Andrew Knizner Jr. NC State
Brett Kinneman Fr. NC State
Brian Brown So. NC State
Brock Deatherage So. NC State
Chris Williams Sr. NC State
Brandon Bielak So. Notre Dame
Matthew Vierling Fr. Notre Dame
Michael Hearne Sr. Notre Dame
Aaron Sandefur Sr. Pitt
Frank Maldonado R-So. Pitt
Jacob Wright R-Jr. Pitt
Yasin Chentouf Fr. Pitt
Kevin Doherty Sr. Virginia
Phillip Sciretta Sr. Virginia Tech
Samuel Fragale Jr. Virginia Tech
John McCarren Jr. Wake Forest
Kevin Conway Sr. Wake Forest
Nate Mondou Jr. Wake Forest
Parker Dunshee Jr. Wake Forest
Stuart Fairchild So. Wake Forest



2016 ACC Season in Review

Individual Batting Leaders

Player	AVG	SLG%	OB%	GP	AB	R	H	2B	3B	HR	RBI	TB	BB	HBP	SO
Charles LeBlanc, UP	.405	.513	.494	49	195	45	79	9	3	2	46	100	30	5	29
Will Smith, UL	.382	.567	.480	55	157	40	60	8	0	7	43	89	19	17	14
Will Craig, WF	.379	.731	.520	55	182	53	69	16	0	16	66	133	47	11	35
Matt Gonzalez, GT	.378	.577	.419	59	246	52	93	16	0	11	54	142	18	3	39
Brandon Lopez, UM	.376	.469	.449	58	213	50	80	14	0	2	42	100	23	8	34
Matt Thaiss, VA	.375	.578	.473	60	232	55	87	13	2	10	59	134	39	6	16
John Sansone, FS	.370	.576	.455	63	257	58	95	26	0	9	65	148	29	14	35
Seth Beer, CU	.369	.700	.535	62	203	57	75	13	0	18	70	142	62	15	27
Evan Mendoza, ST	.362	.449	.417	55	196	31	71	5	0	4	33	88	20	0	28
Devin Hairston, UL	.361	.478	.415	64	249	56	90	16	2	3	45	119	21	4	32
Zack Collins, UM	.357	.649	.538	60	185	53	66	9	0	15	57	120	75	2	51
Taylor Walls, FS	.355	.516	.479	63	248	72	88	20	1	6	46	128	59	2	45
Trevor Craport, GT	.352	.543	.414	56	199	40	70	15	1	7	31	108	17	5	17
Ernie Clement, VA	.351	.443	.383	60	262	62	92	13	4	1	30	116	13	3	12
Brian Miller, NC	.345	.469	.440	54	226	56	78	12	5	2	33	106	34	5	29
Johnny Ruiz, UM	.342	.491	.431	64	234	46	80	17	3	4	57	115	38	3	53
Blake Tiberi, UL	.340	.553	.387	64	244	47	83	18	2	10	51	135	18	2	20
Daniel Pinero, VA	.340	.500	.441	59	212	50	72	20	1	4	40	106	39	2	30
Nick Anderson, VT	.339	.483	.418	48	174	25	59	13	0	4	30	84	19	6	34
Chris Okey, CU	.339	.611	.465	64	239	61	81	16	2	15	74	146	51	6	54
Preston Palmeiro, ST	.337	.539	.412	60	243	53	82	20	1	9	55	131	29	3	42
Logan Warmoth, NC	.337	.481	.402	53	208	33	70	14	2	4	53	100	21	6	24
Carl Chester, UM	.336	.395	.426	64	253	56	85	9	0	2	29	100	22	19	35
Brendan McKay, UL	.333	.513	.414	64	228	43	76	19	2	6	41	117	24	9	33

HOME RUNS

	G	HR	HR/G
1. Seth Beer-CU	62	18	.29
2. Will Craig-WF	55	16	.29
3. Zack Collins-UM	60	15	.25
Chance Shepard-ST	59	15	.25
Corey Ray-UL	64	15	.23
Chris Okey-CU	64	15	.23
7. Dylan Busby-FS	63	14	.22
8. Willie Abreu-UM	64	12	.19
4 tied with 11 home run(s)			

RUNS BATTED IN

	G	RBI	RBI/G
1. Chris Okey-CU	64	74	1.16
2. Seth Beer-CU	62	70	1.13
3. Will Craig-WF	55	66	1.20
4. John Sansone-FS	63	65	1.03
5. Corey Ray-UL	64	60	.94
6. Matt Thaiss-VA	60	59	.98
7. Pavin Smith-VA	60	57	.95
Zack Collins-UM	60	57	.95
Johnny Ruiz-UM	64	57	.89
10. Willie Abreu-UM	64	56	.88

RUNS SCORED

	G	R	R/G
1. Taylor Walls-FS	63	72	1.14
2. Chase Pinder-CU	64	67	1.05
3. Ernie Clement-VA	60	62	1.03
Connor Justus-GT	63	62	.98
5. Adam Haseley-VA	60	61	1.02
Chris Okey-CU	64	61	.95
7. John Sansone-FS	63	58	.92
8. Eli White-CU	64	57	.89
Seth Beer-CU	62	57	.92
3 tied with 56 run(s) scored			

DOUBLES

	G	2B	2B/G
1. John Sansone-FS	63	26	.41
2. Jimmy Herron-DU	57	22	.39
3. Reed Rohlman-CU	64	21	.33
Tristin English-GT	60	21	.35
5. Taylor Walls-FS	63	20	.32
Preston Palmeiro-ST	60	20	.33
Stuart Fairchild-WF	62	20	.32
Daniel Pinero-VA	59	20	.34
3 tied with 19 double(s)			

TRIPLES

	G	3B	3B/G
1. Frank Maldonado-UP	49	7	.14
2. Adam Haseley-VA	60	6	.10
3. Brian Miller-NC	54	5	.09
Ron Sherman-UP	39	5	.13
Dylan Busby-FS	63	5	.08
Logan Taylor-UL	61	5	.08
Brock Deatherage-ST	60	5	.08
4 tied with 4 triple(s)			

HITS

	G	H	H/G
1. John Sansone-FS	63	95	1.51
2. Matt Gonzalez-GT	59	93	1.58
3. Ernie Clement-VA	60	92	1.53
4. Devin Hairston-UL	64	90	1.41
5. Taylor Walls-FS	63	88	1.40
6. Matt Thaiss-VA	60	87	1.45
7. Carl Chester-UM	64	85	1.33
8. Corey Ray-UL	64	83	1.30
Blake Tiberi-UL	64	83	1.30
10. Preston Palmeiro-ST	60	82	1.37

WALKS

	G	BB	BB/G
1. Zack Collins-UM	60	75	1.25
2. Seth Beer-CU	62	62	1.00
3. Taylor Walls-FS	63	59	.94
4. Cavan Biggio-ND	54	54	1.00
5. Chris Okey-CU	64	51	.80
6. Tyler Ramirez-NC	54	50	.93
7. Jacob Heyward-UM	64	48	.75
8. Will Craig-WF	55	47	.85
9. Matt Henderson-FS	60	45	.75
10. Chase Pinder-CU	64	43	.67

STOLEN BASES

	G	SB	SB/G
1. Corey Ray-UL	64	44	.69
2. Jimmy Herron-DU	57	24	.42
Eli White-CU	64	24	.38
4. Brian Miller-NC	54	21	.39
5. Jake Palomaki-BC	57	19	.33
6. Logan Taylor-UL	61	18	.30
7. Adam Pate-NC	54	17	.31
8. Carl Chester-UM	64	16	.25
9. Ben DeLuzio-FS	63	15	.24
5 tied with 14 stolen base(s)			

TOTAL BASES

	G	TB	TB/G
1. Dylan Busby-FS	63	148	2.35
John Sansone-FS	63	148	2.35
3. Chris Okey-CU	64	146	2.28
Corey Ray-UL	64	146	2.28
5. Matt Gonzalez-GT	59	142	2.41
Seth Beer-CU	62	142	2.29
7. Blake Tiberi-UL	64	135	2.11
8. Matt Thaiss-VA	60	134	2.23
9. Will Craig-WF	55	133	2.42
10. Kel Johnson-GT	61	132	2.16

ON BASE PERCENTAGE

	G	AB	OB%
1. Zack Collins-UM	60	185	.538
2. Seth Beer-CU	62	203	.535
3. Will Craig-WF	55	182	.520
4. Charles LeBlanc-UP	49	195	.494
5. Tyler Ramirez-NC	54	189	.482
6. Taylor Walls-FS	63	248	.479
7. Matt Thaiss-VA	60	232	.473
8. Cavan Biggio-ND	54	196	.473
9. Nick Solak-UL	47	165	.470
10. Chris Okey-CU	64	239	.465

SLUGGING PERCENTAGE

	G	AB	SL%
1. Will Craig-WF	55	182	.731
2. Seth Beer-CU	62	203	.700
3. Zack Collins-UM	60	185	.649
4. Chris Okey-CU	64	239	.611
5. Dylan Busby-FS	63	248	.597
6. Matt Thaiss-VA	60	232	.578
7. Matt Gonzalez-GT	59	246	.577
8. John Sansone-FS	63	257	.576
9. Alex Kowalczyk-UP	49	181	.569
10. Nick Solak-UL	47	165	.564



2016 ACC Season in Review

WINS	G	W	L
1. Kade McClure-UL	15	12	0
Drew Harrington-UL	17	12	2
Brendan McKay-UL	17	12	4
4. Connor Jones-VA	15	11	1
Michael Mediavilla-UM	18	11	2
6. Pat Krall-CU	29	10	2
Parker Dunshee-WF	16	10	5
5 tied with 9 victory(s)			

SAVES	G	Sv
1. Bryan Garcia-UM	35	18
2. Matthew Gorst-GT	28	12
3. Zack Burdi-UL	27	11
4. Will Craig-WF	19	9
5. Mitch Stallings-DU	27	8
6. Alec Bettinger-VA	23	7
7. Jesse Adams-BC	23	6
Tommy DeJuneas-ST	24	6
Will Gilbert-ST	24	6
Yaya Chentouf-UP	16	6

COMPLETE GAMES	App	GS	CG	W-L
1. Brian McAfee-DU	14	14	3	7-5
Connor Jones-VA	15	15	3	11-1
3. Michael Hearne-ND	14	13	2	8-2

SHUTOUTS	CL	G	SHO
1. Brendan McKay-UL	SO	17	1
Aaron Sandefur-UP	SR	13	1
Connor Jones-VA	JR	15	1
Michael Hearne-ND	SR	14	1
Zac Gallen-NC	JR	13	1
D Carlton-FS	SO	17	1
Brian McAfee-DU	SR	14	1

STRIKEOUTS	G	SO	SO/G
1. Brendan McKay-UL	17	128	10.50
2. J.B. Bukauskas-NC	13	111	12.75
3. Parker Dunshee-WF	16	102	9.06
4. Kyle Funkhouser-UL	16	95	9.16
Zac Gallen-NC	13	95	9.43
6. Drew Harrington-UL	17	92	7.48
7. Michael Mediavilla-UM	18	85	7.40
8. Tyler Holton-FS	18	84	11.17
Charlie Barnes-CU	16	84	7.99
10. Brandon Gold-GT	16	81	6.92

OPP. BATTING AVERAGE	G	AB	H	AVG.
1. Kade McClure-UL	15	274	49	.179
2. Adam Haseley-VA	13	279	54	.194
3. Pat Krall-CU	29	286	58	.203
4. Kyle Funkhouser-UL	16	331	70	.211
5. Zac Gallen-NC	13	320	68	.213
6. Brandon Bielak-ND	15	201	43	.214
7. Justin Dunn-BC	18	243	52	.214
8. Brendan McKay-UL	17	405	89	.220
9. Jesse Lepore-UM	14	267	59	.221
10. Michael Hearne-ND	14	287	64	.223

INNINGS PITCHED	G	IP	IP/G
1. Drew Harrington-UL	17	110.2	6.51
2. Brendan McKay-UL	17	109.2	6.45
3. Brandon Gold-GT	16	105.1	6.58
4. Mike King-BC	17	104.0	6.12
5. Connor Jones-VA	15	103.2	6.91
6. Michael Mediavilla-UM	18	103.1	5.74
7. Parker Dunshee-WF	16	101.1	6.33
8. Danny Garcia-UM	18	98.1	5.46
9. Charlie Barnes-CU	16	94.2	5.92
10. Drew Carlton-FS	17	93.2	5.51

Player	Earned Run Average																
	ERA	W	L	APP	GS	CG	SHO	CBO	SV	IP	H	R	ER	BB	SO	HR	BAvg
Pat Krall, CU	1.67	10	2	29	3	1	0	2	5	80.2	58	18	15	17	65	3	.203
Adam Haseley, VA	1.73	9	3	13	13	1	0	0	0	78.0	54	25	15	21	48	8	.194
Drew Harrington, UL	1.95	12	2	17	17	0	0	4	0	110.2	92	25	24	25	92	3	.232
Justin Dunn, BC	2.06	4	2	18	8	1	0	3	2	65.2	52	17	15	18	72	3	.214
Brandon Bielak, ND	2.10	3	2	15	4	0	0	0	1	55.2	43	17	13	25	54	0	.214
Michael Hearne, ND	2.13	8	2	14	13	2	1	2	0	80.1	64	19	19	15	42	2	.223
Jesse Lepore, UM	2.20	9	0	14	13	0	0	2	0	73.2	59	21	18	28	57	5	.221
Brendan McKay, UL	2.30	12	4	17	17	1	1	3	0	109.2	89	33	28	42	128	8	.220
Connor Jones, VA	2.34	11	1	15	15	3	1	2	0	103.2	85	37	27	38	72	3	.225
Brandon Gold, GT	2.48	9	3	16	16	0	0	1	0	105.1	109	43	29	31	81	8	.272
Kade McClure, UL	2.54	12	0	15	13	0	0	2	0	78.0	49	24	22	20	77	1	.179
Jacob Stevens, BC	2.54	4	4	15	14	0	0	1	0	74.1	61	26	21	33	70	4	.227
Zac Gallen, NC	2.68	5	6	13	13	1	1	2	0	90.2	68	30	27	21	95	2	.213
Ryan Williamson, ST	2.69	7	2	15	13	0	0	1	0	70.1	60	26	21	38	77	5	.234
Tyler Holton, FS	2.79	3	4	18	10	0	0	1	1	67.2	60	31	21	33	84	5	.234
Kellen Urbon, DU	2.87	7	2	21	13	0	0	1	0	87.2	74	37	28	17	47	5	.228
T.J. Zeuch, UP	3.10	6	1	10	10	1	0	1	0	69.2	61	33	24	19	74	3	.229
J.B. Bukauskas, NC	3.10	7	2	13	13	0	0	2	0	78.1	68	32	27	29	111	6	.234
Parker Dunshee, WF	3.20	10	5	16	15	1	0	2	0	101.1	98	42	36	32	102	8	.253
Mike King, BC	3.29	8	4	17	16	1	0	1	0	104.0	109	43	38	31	64	5	.275

Batting	Team Leaders															
	Avg	OB%	Slug	AB	R	H	2B	3B	HR	RBI	BB	SO	SB	SBA	S	SF
Louisville	.322	.402	.492	2209	471	711	141	21	64	431	244	314	101	126	46	37
Georgia Tech	.307	.372	.462	2262	429	694	139	8	65	388	205	422	46	64	37	27
Virginia	.304	.375	.441	2122	410	645	126	19	42	367	218	290	27	47	58	29
NC State	.303	.382	.454	2133	411	647	128	11	57	379	252	459	47	62	33	20
Miami	.298	.399	.429	2124	437	634	104	12	50	395	299	476	59	89	77	30
Florida State	.294	.404	.450	2159	460	635	142	12	57	405	332	439	64	82	26	36
North Carolina	.286	.391	.411	1856	370	530	101	18	32	335	293	334	83	107	57	32
Pitt	.279	.388	.424	1730	322	483	81	23	41	289	252	361	54	74	41	18
Wake Forest	.277	.385	.428	2095	391	581	122	8	59	364	308	470	43	58	27	25
Virginia Tech	.273	.370	.389	1903	332	520	111	4	34	302	237	489	25	38	25	22
Clemson	.273	.388	.434	2185	461	597	106	10	75	419	359	449	58	83	27	31
Boston College	.264	.356	.352	1910	282	504	95	7	20	246	240	425	73	98	38	13
Duke	.262	.344	.372	1895	266	497	103	12	27	240	198	372	63	87	33	22
Notre Dame	.260	.341	.369	1850	254	481	87	15	28	229	205	368	53	67	21	16

Pitching	Team Leaders															
	ERA	BAvg	W	L	IP	H	R	ER	BB	SO	CG	HR	ShO	SV	BB/9	SO/9
Louisville	2.82	.216	50	14	569.0	444	202	178	212	568	1	34	11	15	3.35	8.98
North Carolina	3.16	.233	34	21	490.1	423	213	172	216	517	1	26	8	4	3.96	9.49
Miami	3.63	.252	50	14	577.1	544	264	233	229	427	0	50	5	20	3.57	6.66
Florida State	3.69	.241	41	22	568.0	517	293	233	225	513	1	47	3	8	3.57	8.13
Duke	3.79	.254	33	24	510.1	493	257	215	187	421	3	19	3	12	3.30	7.42
Boston College	3.83	.245	35	22	507.2	463	245	216	223	431	2	28	5	14	3.95	7.64
NC State	4.12	.260	38	22	535.1	518	280	245	255	499	1	34	1	15	4.29	8.39
Virginia	4.22	.248	38	22	537.2	500	297	252	217	415	5	45	4	14	3.63	6.95
Notre Dame	4.23	.256	27	27	483.1	463	265	227	225	376	3	27	4	6	4.19	7.00
Clemson	4.43	.268	44	20	575.0	599	344	283	216	468	2	38	3	11	3.38	7.33
Pitt	4.60	.274	25	26	448.0	480	309	229	155	345	2	32	3	9	3.11	6.93
Georgia Tech	4.73	.276	38	25	568.1	600	350	299	269	446	0	51	3	17	4.26	7.06
Wake Forest	5.24	.280	35	27	542.2	600	369	316	262	435	1	52	3	16	4.35	7.21
Virginia Tech	6.49	.301	19	36	474.1	574	389	342	196	392	1	46	3	6	3.72	7.44



Boston College Eagles

Boston College Quick Facts

Location Chestnut Hill, Massachusetts
 Founded 1863
 Enrollment 14,250
 President Rev. William P. Leahy, S.J.
 Director of Athletics Brad Bates
 Nickname Eagles
 Colors Maroon & Gold
 Home Field Eddie Pellagrini Diamond at Commander Shea Field
 Athletic Website bceagles.com

Coaching Staff

Head Coach Mike Gambino (Boston College, '00)
 Assistants Alex Trexxa, Greg Sullivan, John Murphy

About the Eagles

2016 Overall Record 35-22
 2016 Conference Record 13-15 (Fifth, Atlantic)
 Lettermen Returning/Lost 19/10
 Position Players Returning/Lost 6/4
 Pitchers Returning/Lost 14/4

ACC Divisional Titles 0
 ACC Titles 0
 ACC Championship Record 3-4
 NCAA Tournament Appearances 11
 NCAA Tournament Record 23-23
 First-Team All-Americans 1
 ACC Player of the Year 0
 ACC Pitcher of the Year 0
 ACC Freshmen of the Year 0
 ACC Coach of the Year 0
 All-ACC First Team 3



MIKE GAMBINO
 Boston College '00

BOSTON COLLEGE RECORD
 135-188 (6 YEARS)

CAREER RECORD
 135-188 (6 YEARS)

ACC RECORD
 54-121 (6 YEARS)

2017 Schedule

Feb 17	at Bethune-Cookman	6 p.m.
Feb 18	at Bethune-Cookman	1 p.m.
Feb 19	at Bethune-Cookman	12 p.m.
Feb 24	vs. Northern Illinois	7:30 p.m.
Feb 25	vs. Villanova	4:30 p.m.
Feb 26	at Oklahoma	1 p.m.
Mar 3	vs. Central Michigan	2:30 p.m.
Mar 4	vs. Georgetown	2:30 p.m.
Mar 5	vs. Villanova	2:30 p.m.
Mar 7	vs. Ball State	10 a.m.
Mar 7	vs. Toledo	2:30 p.m.
Mar 10	at Florida State *	6 p.m.
Mar 11	at Florida State *	6 p.m.
Mar 12	at Florida State *	1 p.m.
Mar 14	at Holy Cross	5 p.m.
Mar 17	at Louisville *	6 p.m.
Mar 18	at Louisville *	1 p.m.
Mar 19	at Louisville *	1 p.m.
Mar 21	at Northeastern	3 p.m.
Mar 24	Clemson *	2:30 p.m.
Mar 25	Clemson *	1:30 p.m.
Mar 26	Clemson *	12 p.m.
Mar 28	at Connecticut	3 p.m.
Mar 29	Massachusetts	3 p.m.
Mar 31	at Virginia Tech *	5:30 p.m.
Apr 1	at Virginia Tech *	1 p.m.
Apr 2	at Virginia Tech *	1 p.m.
Apr 5	Northeastern	3 p.m.
Apr 7	North Carolina *	2:30 p.m.
Apr 8	North Carolina *	1:30 p.m.
Apr 9	North Carolina *	1 p.m.
Apr 11	Harvard	3 p.m.
Apr 14	at Duke *	6 p.m.
Apr 15	at Duke *	1 p.m.
Apr 16	at Duke *	1 p.m.
Apr 18	at Dartmouth	3:30 p.m.
Apr 19	vs. TBD (The Beanpot)	TBA
Apr 21	NC State *	2:30 p.m.
Apr 22	NC State *	4 p.m.
Apr 23	NC State *	1 p.m.
Apr 25	UMass Lowell	3 p.m.
Apr 26	at Bryant	3 p.m.
Apr 28	Miami *	2:30 p.m.
Apr 29	Miami *	1:30 p.m.
Apr 30	Miami *	1 p.m.
May 2	at UMass Lowell	5 p.m.
May 5	at Wake Forest *	6 p.m.
May 6	at Wake Forest *	4 p.m.
May 7	at Wake Forest *	1 p.m.
May 13	Quinnipiac	4 p.m.
May 14	Quinnipiac (DH)	12 p.m.
May 16	Maine	4 p.m.
May 18	Notre Dame *	2:30 p.m.
May 19	Notre Dame *	1:30 p.m.
May 20	Notre Dame *	1 p.m.

2017 Boston College Roster

#	Name	Pos	B/T	Ht	Wt	Cl	Hometown
1	Jake Alu	UT	L/R	5-10	177	So.	Hamilton, N.J.
2	Gian Martellini	C	R/R	6-1	208	So.	Johnston, R.I.
4	Mitch Bigras	1B/LHP	L/L	6-6	215	Jr.	Sarnia, Ont.
6	Brian Dempsey	INF/RHP	R/R	6-0	175	Fr.	Potomac, Md.
7	Dominic Hardaway	OF	R/R	6-1	232	So.	Philadelphia, Pa.
8	Johnny Adams	INF	R/R	6-1	195	Sr.	Walpole, Mass.
9	Jack Cunningham	INF	L/R	6-2	185	Fr.	South Riding, Va.
10	Michael Strem	UT	R/R	5-10	174	Sr.	Burlingame, Calif.
11	Jake Palomaki	INF	S/R	5-10	172	Jr.	Kennesaw, Ga.
12	Scott Braren	OF	L/L	6-0	236	Jr.	Madison, Conn.
14	Carmen Giampetruzzi	LHP	R/L	6-3	236	Jr.	Manchester, N.H.
15	Anthony Maselli	INF	L/R	6-1	195	Jr.	Burlington, Conn.
16	Nick Latham	OF	L/R	6-2	212	Fr.	Salem, Mass.
17	Dante Baldelli	OF	R/R	6-4	175	Fr.	Cumberland, R.I.
18	Luke Fernandes	RHP	R/R	6-0	187	Sr.	Elliot, Maine
19	Jacob Yish	C/OF	R/R	6-0	205	Fr.	Byfield, Mass.
20	Thomas Lane	RHP	L/R	6-5	256	So.	Georgetown, Mass.
21	Jack Nelson	RHP	R/R	6-3	190	So.	Spara, N.J.
22	Austin Batchelor	RHP	R/R	6-3	195	R-Fr.	Peabody, Mass.
23	Connor Bacon	OF/1B	L/R	6-2	227	So.	Hudson, Mass.
24	Chris Balogh	1B	L/L	6-4	219	Sr.	Allen, Texas
26	Bobby Skogsbergh	RHP	R/R	6-3	236	Jr.	Hinsdale, Ill.
27	Brian Rapp	RHP	R/R	5-11	195	Jr.	Mendham, N.J.
28	Aaron Soucy	C	R/R	6-0	187	Fr.	Thompson, Conn.
29	Sean Hughes	RHP	R/R	6-1	239	So.	Williamsburg, Va.
30	Donovan Casey	OF/RHP	R/R	6-3	205	Jr.	Stratford, N.J.
31	John Witkowski	RHP	S/R	6-5	216	So.	Melrose, Mass.
32	Jake Goodreau	C	L/R	6-3	262	Fr.	Southwick, Mass.
33	Mikey Giordano	RHP	R/R	6-3	200	Fr.	Orlando, Fla.
34	Matt Gill	RHP	L/R	6-5	240	Fr.	Simsbury, Conn.
36	Dan Metzdorf	LHP	L/L	5-10	166	So.	Burlington, Mass.
37	Michael Marzonie	RHP	R/R	6-2	183	Fr.	Greenwich, Conn.
40	Zach Stromberg	LHP	L/L	6-1	193	So.	Lafayette, Calif.
43	Joey Walsh	LHP	L/L	6-1	240	Fr.	Plymouth, Mass.
44	Jacob Stevens	RHP	S/R	6-3	221	So.	Darien, Conn.



Boston College Eagles


2016 Results

Feb 19	vs. Northern Illinois.....	W, 5-1
Feb 20	vs. Northern Illinois.....	W, 5-0
Feb 20	vs. Northern Illinois.....	W, 2-1
Feb 21	vs. Northern Illinois.....	W, 17-0
Feb 27	vs. Chicago State.....	W, 7-1
Feb 27	vs. Indiana State.....	W, 5-3
Feb 28	vs. Villanova.....	W, 11-10 (12)
Mar 5	vs. North Dakota State.....	W, 6-3
Mar 5	vs. Northwestern.....	L, 2-4
Mar 6	vs. Ohio State.....	W, 6-2
Mar 7	vs. Butler.....	L, 10-12
Mar 8	vs. Central Michigan.....	W, 9-3
Mar 11	at NC State *.....	W, 7-0
Mar 12	at NC State *.....	L, 2-3
Mar 13	at NC State *.....	W, 1-0
Mar 18	at Clemson *.....	L, 2-6
Mar 19	at Clemson *.....	L, 1-6
Mar 20	at Clemson *.....	L, 2-3 (10)
Mar 24	at Pitt *.....	W, 6-4
Mar 25	at Pitt *.....	L, 0-5
Mar 26	at Pitt *.....	L, 4-5
Mar 29	Connecticut.....	L, 4-9
Mar 30	at Massachusetts.....	W, 11-5
Apr 1	Florida State *.....	L, 0-3
Apr 2	Florida State *.....	Canceled
Apr 3	Florida State *.....	Canceled
Apr 8	Virginia *.....	L, 0-3
Apr 9	Virginia *.....	W, 3-2
Apr 10	Virginia *.....	W, 5-4 (13)
Apr 12	at Harvard.....	W, 11-9 (8)
Apr 13	at Massachusetts.....	W, 2-1
Apr 15	at Notre Dame *.....	L, 1-4
Apr 16	at Notre Dame *.....	L, 1-4
Apr 17	at Notre Dame *.....	L, 9-11
Apr 20	vs. Northeastern.....	W, 8-2
Apr 22	Louisville *.....	W, 6-1
Apr 23	Louisville *.....	W, 2-1
Apr 24	Louisville *.....	L, 2-6
Apr 27	Bryant.....	L, 6-18
Apr 29	Virginia Tech *.....	L, 0-5
Apr 30	Virginia Tech *.....	W, 2-0
May 1	Virginia Tech *.....	W, 4-1
May 3	at Rhode Island.....	W, 2-1
May 4	at Northeastern.....	W, 7-6
May 6	Wake Forest *.....	L, 6-8
May 7	Wake Forest *.....	W, 9-8 (10)
May 8	Wake Forest *.....	W, 4-3
May 14	Niagara.....	W, 7-2
May 15	Niagara.....	W, 9-3
May 19	at Georgia Tech *.....	L, 3-6
May 20	at Georgia Tech *.....	W, 8-3
May 21	at Georgia Tech *.....	W, 7-6
May 24	vs. Georgia Tech %.....	L, 3-6
Jun 3	vs. Tulane #.....	W, 7-2
Jun 4	vs. Utah #.....	W, 4-3
Jun 5	vs. Tulane #.....	W, 6-3
Jun 10	at Miami @.....	L, 7-12
Jun 11	at Miami @.....	W, 5-3
Jun 12	at Miami @.....	L, 4-9

% ACC Championship
NCAA Regional
@ NCAA Super Regional



JACOB STEVENS
RHP • Sophomore • Darien, Conn.



JOHNNY ADAMS
INF • Senior • Walpole, Mass.

2016 Boston College Stats (35-22, 13-15, 5th ACC Atlantic)

Player	AVG	GP	GS	AB	R	H	2B	3B	HR	RBI	TBSLG%	BB	HBP	SO	GDP	OB%	SF	SH	SB	ATT	PO	A	E	FLD%
Michael Strem.....	.301	57	57	219	30	66	13	1	1	32	84.384	24	3	47	3.377	1	7	7	14	142	8	1	.993	
Johnny Adams.....	.284	57	57	211	33	60	17	0	1	26	80.379	17	2	38	4.342	1	3	6	9	75	163	13	.948	
Logan Hoggarth.....	.280	53	48	161	21	45	3	0	2	20	54.335	18	2	24	1.355	2	2	10	11	87	3	1	.989	
Nick Sciortino.....	.271	48	47	166	22	45	7	0	2	22	58.349	20	8	35	3.372	2	5	1	3	352	45	6	.985	
Joe Cronin.....	.267	57	57	210	33	56	16	3	4	36	90.429	35	2	48	1.375	1	3	11	14	188	74	5	.981	
Jake Palomaki.....	.258	57	57	213	46	55	9	0	0	25	64.300	42	9	37	5.400	1	5	19	26	101	137	10	.960	
Jake Alu.....	.500	10	0	4	5	2	1	0	0	0	3.750	2	0	0	0.667	0	0	0	0	1	0	0	1.000	
Scott Braren.....	.333	29	19	78	10	26	4	0	1	16	33.423	10	2	14	5.422	0	1	0	0	4	0	1	.800	
Donovan Casey.....	.273	32	32	121	23	33	6	1	1	14	44.364	13	2	26	3.348	2	2	4	5	59	2	2	.968	
Mitch Bigras.....	.261	46	32	115	14	30	5	0	1	14	38.330	13	4	34	1.353	1	0	3	3	313	13	3	.991	
Anthony Maselli.....	.227	18	13	44	6	10	1	1	1	6	16.364	8	0	17	0.346	0	0	0	0	12	28	2	.952	
Gian Martellini.....	.224	38	27	107	11	24	3	1	2	14	35.327	7	4	28	2.294	1	0	0	0	22	3	1	.962	
Gabe Hernandez.....	.220	48	33	100	13	22	4	0	2	7	32.320	15	2	23	3.331	1	7	6	6	50	17	4	.944	
Chris Balogh.....	.219	26	4	32	1	7	1	0	0	1	8.250	5	1	9	0.342	0	0	1	1	8	0	0	1.000	
Stephen Sauter.....	.197	26	17	71	6	14	2	0	2	8	22.310	9	0	24	0.288	0	1	1	1	61	6	2	.971	
Dominic Hardaway.....	.188	29	12	48	8	9	3	0	0	4	12.250	2	0	17	1.220	0	2	4	5	27	1	0	1.000	
Connor Bacon.....	.000	5	1	9	0	0	0	0	0	1	0.000	0	0	4	0.000	0	0	0	0	1	0	0	1.000	
Carmen Giampetruzz.....	.000	1	0	1	0	0	0	0	0	0	0.000	0	0	0	0.000	0	0	0	0	0	3	0	1.000	
Jesse Adams.....	.000	1	0	0	0	0	0	0	0	0	0.000	0	0	0	0.000	0	0	0	0	1	9	1	.909	
Totals.....	.264	57	57	1910	282	504	95	7	20	246	673.352	240	41	425	32.356	13	38	73	98	1523	564	60	.972	
Opponents.....	.245	57	57	1892	245	463	96	6	28	224	655.346	223	64	431	32.342	14	33	45	67	1509	590	76	.965	

Player	ERA	W	L	APP	GS	CG	SHO	CBO	SV	IP	H	R	ER	BB	SO	2B	3B	HR	AB	B/Avg	WP	HBP	BK	SFA	SHA
Justin Dunn.....	2.06	4	2	18	8	1	0	3	2	65.2	52	17	15	18	72	7	1	3	243	.214	2	4	3	1	1
Jacob Stevens.....	2.54	4	4	15	14	0	0	1	0	74.1	61	26	21	33	70	15	1	4	269	.227	2	12	0	2	6
Mike King.....	3.29	8	4	17	16	1	0	1	0	104.0	109	43	38	31	64	19	1	5	396	.275	6	12	0	3	5
Luke Fernandes.....	0.00	0	0	1	0	0	0	0	0	1.0	1	0	0	1	1	0	0	0	4	.250	0	0	0	0	0
Donovan Casey.....	1.17	0	0	8	0	0	0	1	1	7.2	6	1	1	5	3	0	0	0	28	.214	0	1	0	0	1
Bobby Skogsbergh.....	2.61	1	1	24	0	0	0	4	4	38.0	32	14	11	11	28	3	0	2	133	.241	2	3	1	3	4
John Witkowski.....	3.10	2	0	19	0	0	0	1	0	20.1	16	8	7	8	20	5	0	0	69	.232	1	3	0	2	0
Zach Stromberg.....	3.49	1	0	17	3	0	0	1	0	28.1	26	12	11	17	20	6	0	2	107	.243	2	3	0	1	3
Jack Nelson.....	4.20	2	0	9	0	0	0	1	0	15.0	17	7	7	4	12	2	0	1	61	.279	1	2	0	0	0
Jesse Adams.....	4.41	5	5	23	7	0	0	2	6	51.0	39	28	25	28	38	11	0	3	185	.211	6	4	1	1	6
Brian Rapp.....	5.67	3	2	20	1	0	0	0	1	27.0	25	20	17	17	39	5	1	1	104	.240	7	6	3	0	3
John Nicklas.....	6.75	3	1	20	0	0	0	2	0	24.0	16	19	18	13	23	4	1	3	82	.195	0	3	0	1	3
Thomas Lane.....	6.83	1	2	11	7	0	0	1	0	29.0	31	22	22	16	16	5	1	2	113	.274	4	5	0	0	1
Kevin Connor.....	7.36	0	0	8	0	0	0	0	0	3.2	4	3	3	0	5	1	0	1	15	.267	0	3	0	0	0
Dan Metzendorf.....	8.00	0	0	17	1	0	0	1	0	9.0	14	11	8	8	10	4	0	0	41	.341	2	2	1	0	0
Sean Hughes.....	9.00	1	0	8	0	0	0	0	0	5.0	4	5	5	9	7	3	0	0	19	.211	4	1	0	0	0
Carmen Giampetruzz.....	15.43	0	1	4	0	0	0	1	0	4.2	10	9	8	4	3	6	0	1	23	.435	0	0	1	0	0
Totals.....	3.83	35	22	57	57	2	5	5	14	507.2	463	245	216	223	431	96	6	28	1892	.245	39	64	10	14	33
Opponents.....	4.10	22	35	57	57	2	5	3	14	503.0	504	282	229	240	425	95	7	20	1910	.264	64	41	7	13	38



Boston College Eagles

Boston College (1954-2005)

Year	Coach	W	L	T	Pct.	Post-Season
1954	Johnny Temple	9	6	0	.600	
1955	Johnny Temple	12	6	0	.667	0-1
1956	Johnny Temple	9	6	0	.600	
1957	Johnny Temple	5	10	1	.344	
1958	Eddie Pellagrini	7	10	0	.412	
1959	Eddie Pellagrini	12	4	0	.750	
1960	Eddie Pellagrini	15	6	0	.714	*3-2
1961	Eddie Pellagrini	18	6	0	.750	*5-3
1962	Eddie Pellagrini	12	10	0	.545	0-2
1963	Eddie Pellagrini	13	6	0	.684	0-2
1964	Eddie Pellagrini	11	8	0	.579	
1965	Eddie Pellagrini	10	9	0	.526	
1966	Eddie Pellagrini	13	5	0	.722	1-1
1967	Eddie Pellagrini	14	5	3	.705	*5-4
1968	Eddie Pellagrini	14	9	0	.609	
1969	Bob Cunis	11	10	0	.524	
1970	Eddie Pellagrini	13	8	0	.619	
1971	Eddie Pellagrini	11	12	0	.478	
1972	Eddie Pellagrini	9	14	0	.391	
1973	Eddie Pellagrini	8	14	1	.370	
1974	Eddie Pellagrini	15	9	1	.620	
1975	Eddie Pellagrini	13	12	0	.520	
1976	Eddie Pellagrini	10	13	0	.435	
1977	Eddie Pellagrini	17	10	0	.630	
1978	Eddie Pellagrini	14	10	1	.580	
1979	Eddie Pellagrini	6	18	0	.250	
1980	Eddie Pellagrini	8	15	0	.348	
1981	Eddie Pellagrini	11	12	0	.478	
1982	Eddie Pellagrini	13	12	0	.520	
1983	Eddie Pellagrini	11	9	0	.550	
1984	Eddie Pellagrini	7	17	0	.292	
1985	Eddie Pellagrini	12	22	0	.353	
1986	Eddie Pellagrini	14	23	0	.378	
1987	Eddie Pellagrini	13	21	0	.382	
1988	Eddie Pellagrini	15	16	0	.484	
1989	Richard Maloney	20	17	0	.541	
1990	Richard Maloney	21	22	1	.489	
1991	Richard Maloney	23	19	0	.548	
1992	Richard Maloney	18	17	0	.514	
1993	Richard Maloney	22	14	0	.611	
1994	Richard Maloney	14	23	2	.385	
1995	Richard Maloney	21	24	0	.467	
1996	Richard Maloney	15	27	0	.357	
1997	Richard Maloney	20	23	0	.465	
1998	Richard Maloney	17	23	1	.427	
1999	Pete Hughes	26	21	1	.552	
2000	Pete Hughes	35	20	0	.636	
2001	Pete Hughes	29	22	0	.569	
2002	Pete Hughes	30	25	0	.545	
2003	Pete Hughes	33	21	0	.611	
2004	Pete Hughes	32	27	0	.542	
2005	Pete Hughes	37	20	0	.649	

Boston College in the ACC (2006-2016)

Year	Overall	ACC	Finish	ACC Trn.	Post-Season
2006	28-25-1	9-21-0	5th-A	x	
2007	24-27-1	12-17-0	5th-A	x	
2008	26-27-0	9-21-0	T5th-A	x	
2009	34-26-0	13-15-0	3rd-A	2-1	1-2
2010	30-28-0	14-16-0	4th-A	1-2	
2011	17-33-0	7-22-0	5th-A	x	
2012	22-33-0	10-20-0	T5th-A	x	
2013	12-40-0	4-25-0	6th-A	x	
2014	22-33-0	10-20-0	6th-A	x	
2015	27-27-0	10-19-0	7th-A	x	
2016	35-22-0	13-15-0	5th-A	0-1	4-2

Boston College Coaching Records

Career Records

Coach	Years	Seasons	W	L	T	Pct.
Fred Maguire	4	1946-1949	62	19	0	.765
Johnny Temple	8	1950-1957	84	58	1	.591
Eddie Pellagrini	30	1958-1968, 1970-1988	359	345	6	.510
Bob Cunis	1	1969	11	10	0	.524
Richard Maloney	10	1989-1998	191	209	4	.478
Pete Hughes	8	1999-2006	250	181	2	.580
Mik Aoki	4	2007-2010	114	108	1	.513
Mike Gambino	6	2011-2016	135	188	0	.418

ACC Games Only

Coach	Years	Seasons	W	L	T	Pct.
Pete Hughes	1	2006	9	21	0	.300
Mik Aoki	4	2007-2010	48	69	0	.410
Mike Gambino	6	2011-2016	54	121	0	.309

ACC Tournament

Coach	Years	Seasons	W	L	T	Pct.
Mik Aoki	2	2009-10	3	3	0	.500
Mike Gambino	1	2016	0	1	0	.000

NCAA Tournament

Coach	Years	Seasons	W	L	T	Pct.
Fred Maguire	1	1949	0	2	0	.000
Johnny Temple	2	1953, 1955	4	3	0	.571
Eddie Pellagrini	6	1960-1963, 1966-1967	14	14	0	.500
Mik Aoki	1	2009	1	2	0	.333
Mike Gambino	1	2016	4	2	0	.667



Clemson Tigers

Clemson Quick Facts

LocationClemson, South Carolina
 Founded1889
 Enrollment23,406
 President James P. Clements
 Director of Athletics Dan Radakovich
 NicknameTigers
 ColorsTiger Orange and Regalia
 Stadium Doug Kingsmore Stadium (6,272)
 Athletic Website clemson.tigers.com

Coaching Staff

Head Coach Monte Lee (C. of Charleston '00)
 Assistants Bradley LeCroy, Andrew See, Greg Starbuck

About the Tigers

2016 Overall Record44-20
 2016 Conference Record 16-14 (4th-Atlantic)
 Lettermen Returning/Lost 19/14
 Starters Position Players Returning/Lost 6/3
 Starting Pitchers Returning/Lost 4/1

ACC Divisional Titles2
 ACC Titles15
 ACC Championship Record 110-68
 NCAA Tournament Appearances41
 NCAA Tournament Record 115-89
 First-Team All-Americans28
 ACC Player of the Year13
 ACC Pitcher of the Year1
 ACC Freshman of the Year3
 ACC Coach of the Year6
 All-ACC First Team134



MONTE LEE
 College of Charleston '00

CLEMSON RECORD
 44-20 (1 YEAR)

CAREER RECORD
 320-165 (8 YEARS)

ACC RECORD
 16-14 (1 YEAR)

2017 Schedule

Feb 17	Wright State	4 p.m.
Feb 18	Wright State	2 p.m.
Feb 19	Wright State	1 p.m.
Feb 22	Western Carolina	4 p.m.
Feb 24	Elon	4 p.m.
Feb 25	Elon	2:30 p.m.
Feb 26	Elon	1 p.m.
Feb 28	Wofford	4 p.m.
Mar 3	South Carolina	6:30 p.m.
Mar 4	vs. South Carolina	1 p.m.
Mar 5	at South Carolina	1:30 p.m.
Mar 8	vs. Michigan State	7 p.m.
Mar 10	Notre Dame *	6:30 p.m.
Mar 11	Notre Dame *	4 p.m.
Mar 12	Notre Dame *	1 p.m.
Mar 14	Yale	6:30 p.m.
Mar 15	Yale	6:30 p.m.
Mar 17	Virginia *	6:30 p.m.
Mar 18	Virginia *	1 p.m.
Mar 19	Virginia *	1 p.m.
Mar 21	at College of Charleston	6 p.m.
Mar 24	at Boston College *	2:30 p.m.
Mar 25	at Boston College *	1:30 p.m.
Mar 26	at Boston College *	12 p.m.
Mar 28	Furman	6:30 p.m.
Mar 29	Winthrop	6:30 p.m.
Mar 31	at Georgia Tech *	6 p.m.
Apr 1	at Georgia Tech *	4 p.m.
Apr 2	at Georgia Tech *	1 p.m.
Apr 4	at Georgia	7 p.m.
Apr 7	Virginia Tech *	6:30 p.m.
Apr 8	Virginia Tech *	5:30 p.m.
Apr 9	Virginia Tech *	1 p.m.
Apr 11	Charleston Southern	6:30 p.m.
Apr 15	at Florida State *	6 p.m.
Apr 16	at Florida State *	2 p.m.
Apr 17	at Florida State *	7 p.m.
Apr 19	Georgia	6:30 p.m.
Apr 21	Wake Forest *	6:30 p.m.
Apr 22	Wake Forest *	4 p.m.
Apr 23	Wake Forest *	1 p.m.
Apr 25	College of Charleston	6:30 p.m.
Apr 28	at North Carolina *	6:30 p.m.
Apr 29	at North Carolina *	4 p.m.
Apr 30	at North Carolina *	1 p.m.
May 6	Nevada	6:30 p.m.
May 7	Nevada	4 p.m.
May 8	Nevada	1 p.m.
May 9	vs. Furman	7 p.m.
May 12	Louisville *	6:30 p.m.
May 13	Louisville *	4 p.m.
May 14	Louisville *	12 p.m.
May 16	Coastal Carolina	6:30 p.m.
May 18	at NC State *	6 p.m.
May 19	at NC State *	6:30 p.m.
May 20	at NC State *	1 p.m.

2017 Clemson Roster

#	Name	Pos	B/T	Ht	Wt	Cl	Hometown
1	Brock Howard	INF/OF	S-R	5-9	160	Fr.	St. Cloud, Fla.
3	Grant Cox	INF	R-R	5-11	170	R-Fr.	Simpsonville, S.C.
4	Grayson Byrd	INF	L-R	6-2	190	R-So.	Milton, Ga.
5	Chase Pinder	OF	R-R	5-10	185	Jr.	Poquoson, Va.
6	Andrew Cox	1B/OF	L-L	6-0	215	R-Gr.	Belton, S.C.
8	Logan Davidson	INF	S-R	6-3	185	Fr.	Charlotte, N.C.
9	Jordan Greene	INF/OF	R-R	5-8	170	So.	Fort Mill, S.C.
10	K.J. Bryant	OF	R-R	5-11	195	R-So.	Taylors, S.C.
11	Adam Renwick	INF	R-R	6-0	175	Jr.	Spartanburg, S.C.
12	Robert Jolly	C	L-R	5-9	195	Jr.	Myrtle Beach, S.C.
13	Drew Wharton	OF	R-R	6-2	205	Jr.	Suwanee, Ga.
15	Weston Jackson	OF	R-R	5-9	180	R-Gr.	Greer, S.C.
16	Alex Eubanks	RHP	R-R	6-0	185	R-So.	Moore, S.C.
17	Paul Campbell	RHP	L-R	6-1	200	Jr.	Malden, Mass.
19	Brooks Crawford	RHP	R-R	6-4	225	So.	Bishop, Ga.
20	Jeremy Beasley	RHP	R-R	6-4	215	Jr.	Lyons, Ga.
22	Tyler Jackson	RHP	R-R	6-6	205	R-Gr.	Piedmont, S.C.
23	Charlie Barnes	LHP	L-L	6-1	170	Jr.	Sumter, S.C.
24	Jake Higginbotham	LHP	L-L	5-10	170	So.	Hoschton, Ga.
25	Patrick Cromwell	INF	L-R	6-2	180	Jr.	Costa Mesa, Calif.
26	Reed Rohlman	OF	L-L	6-0	210	R-Jr.	Moore, S.C.
27	Chris Williams	C/INF	R-R	6-0	220	Jr.	Garden Grove, Calif.
28	Seth Beer	1B/OF	L-R	6-2	195	So.	Suwanee, Ga.
29	Blake Holliday	RHP	R-R	6-3	230	Fr.	Belton, S.C.
30	Mitchell Miller	LHP	L-L	6-4	180	Fr.	Covington, Ga.
32	Jacob Hennessy	LHP	L-L	6-2	220	Fr.	Moore, S.C.
35	Ryan Miller	RHP	R-R	6-1	180	Jr.	Venice, Fla.
36	Pat Krall	LHP	L-L	6-5	220	Sr.	Downingtown, Pa.
37	Ryne Huggins	LHP	R-L	6-5	210	Fr.	Newberry, S.C.
39	Travis Marr	RHP	R-R	6-3	210	Fr.	Castle Rock, Colo.
40	Owen Griffith	RHP	R-R	6-1	185	Fr.	Aiken, S.C.
41	Bo Gobin	RHP	R-R	5-11	180	Fr.	Summerville, S.C.
43	Patrick Andrews	RHP	R-R	6-4	245	Gr.	Hilton Head Island, S.C.
44	Ryley Gilliam	RHP	R-R	5-10	170	So.	Kennesaw, Ga.
46	Mat Clark	LHP	R-L	6-0	175	Fr.	Hilton Head Island, S.C.
47	Alex Schnell	LHP	L-L	5-11	175	Jr.	Milton, Ga.
49	Kyle Wilkie	C	R-R	6-0	200	Fr.	Cumming, Ga.
50	Andrew Coker	RHP	R-R	6-2	180	Fr.	Hartsville, S.C.
51	Carson Spiers	INF/RHP	R-R	6-2	185	Fr.	Greenville, S.C.




Clemson Tigers

2016 Results

Feb 19	MaineL, 3-4
Feb 20	MaineW, 9-4
Feb 21	MaineW, 19-2
Feb 26	James MadisonW, 6-1
Feb 27	James MadisonW, 10-1
Feb 28	James MadisonW, 11-2
Mar 1	WoffordW, 7-0
Mar 4	at South CarolinaL, 1-8
Mar 5	vs. South CarolinaW, 5-0
Mar 6	South CarolinaW, 4-1
Mar 9	WinthropW, 4-3
Mar 11	at Wake Forest *L, 4-6
Mar 12	at Wake Forest *W, 6-5
Mar 13	at Wake Forest *W, 13-8
Mar 15	at The CitadelW, 12-1
Mar 16	at The CitadelW, 5-4
Mar 18	Boston College *W, 6-2
Mar 19	Boston College *W, 6-1
Mar 20	Boston College *W, 3-2 (10)
Mar 22	Presbyterian CollegeW, 8-4
Mar 25	at Miami *L, 8-9
Mar 26	at Miami *L, 4-5 (11)
Mar 27	at Miami *L, 5-10
Mar 29	at FurmanW, 9-7
Mar 30	at Western CarolinaW, 10-8
Apr 1	Pitt *W, 14-6
Apr 2	Pitt *L, 5-15
Apr 3	Pitt *W, 4-3
Apr 5	at GeorgiaW, 11-6
Apr 8	at Duke *L, 3-5
Apr 9	at Duke *W, 3-2
Apr 10	at Duke *L, 1-2
Apr 12	Western CarolinaW, 7-6 (10)
Apr 15	at Louisville *L, 2-15
Apr 16	at Louisville *L, 2-7
Apr 17	at Louisville *L, 8-9
Apr 19	GeorgiaW, 12-0
Apr 22	Georgia Tech *W, 8-7 (10)
Apr 23	Georgia Tech *L, 1-16
Apr 24	Georgia Tech *L, 5-7
Apr 30	Florida State *W, 10-3
May 1	Florida State *L, 2-11
May 2	Florida State *W, 7-3
May 4	FurmanW, 7-6 (11)
May 6	NC State *W, 10-5
May 7	NC State *L, 9-20
May 8	NC State *W, 2-1
May 10	College of CharlestonW, 13-4
May 11	College of CharlestonL, 4-11
May 13	at Georgia SouthernW, 12-1
May 14	at Georgia SouthernL, 6-7
May 15	at Georgia SouthernW, 17-4
May 17	Charleston SouthernW, 3-2
May 19	at Notre Dame *W, 2-1 (11)
May 20	at Notre Dame *W, 11-1
May 21	at Notre Dame *W, 6-2
May 26	vs. Virginia %W, 5-4
May 27	vs. Louisville %W, 5-3
May 28	vs. Wake Forest %W, 5-4
May 29	vs. Florida State %W, 18-13
Jun 3	Western Carolina #W, 24-10
Jun 4	Oklahoma State #L, 2-12
Jun 5	Western Carolina #W, 15-3
Jun 5	Oklahoma State #L, 2-9

% ACC Championship
NCAA Regional



SETH BEER
1B/OF • Sophomore • Suwanee, Ga.



PAT KRALL
LHP • Senior • Downingtown, Pa.

2016 Clemson Stats (44-20, 16-14, 4th ACC Atlantic)

Player	AVG	GP	GS	AB	R	H	2B	3B	HR	RBI	TBSLG%	BB	HBP	SO	GDP	OB%	SF	SH	SB	ATT	PO	A	E	FLD%
Seth Beer	.369	62	62	203	57	75	13	0	18	70	142.700	62	15	27	6.535	4	0	1	1	84	6	4	.957	
Chris Okey	.339	64	64	239	61	81	16	2	15	74	146.611	51	6	54	2.465	1	0	4	7	454	54	6	.988	
Chase Pinder	.294	64	64	255	67	75	8	2	11	46	120.471	43	10	40	7.412	3	1	7	11	158	3	4	.976	
Weston Wilson	.279	63	63	251	50	70	12	3	7	45	109.434	26	2	42	9.343	7	5	8	13	135	178	11	.966	
Reed Rohlman	.274	64	64	248	40	68	21	0	2	43	95.383	33	9	43	9.374	4	1	1	3	105	1	2	.981	
Eli White	.272	64	64	250	57	68	13	1	4	30	95.380	39	9	59	2.389	0	4	24	30	87	178	24	.917	
Chris Williams	.245	57	52	184	34	45	5	1	8	38	76.413	18	12	51	3.342	5	2	2	2	331	48	12	.969	
Mike Triller	.269	28	8	52	11	14	5	0	5	14	34.654	7	0	18	0.350	1	0	0	0	4	0	0	01.000	
K.J. Bryant	.257	45	23	74	18	19	1	0	2	8	26.351	8	1	21	2.337	0	2	1	1	32	1	3	.917	
Jordan Greene	.235	38	27	81	22	19	4	0	1	7	26.321	26	1	18	2.422	1	3	3	4	15	49	12	.842	
Andrew Cox	.224	37	26	107	10	24	3	1	2	16	35.327	7	2	24	0.284	0	3	3	4	209	11	1	.995	
Robert Jolly	.217	51	20	92	10	20	3	0	0	12	23.250	18	0	12	3.339	2	1	1	1	0	0	0	0.000	
Maleeke Gibson	.167	19	3	18	8	3	0	0	0	0	3.167	6	0	3	2.375	0	1	1	3	19	0	1	.950	
Drew Wharton	.154	26	6	26	0	4	0	0	0	6	4.154	7	0	10	0.324	1	0	0	0	12	0	0	01.000	
Adam Renwick	.139	30	23	72	14	10	1	0	0	7	11.153	7	5	18	0.259	1	3	2	3	14	36	8	.862	
Jackson Campana	.100	9	2	10	1	1	0	0	0	1	1.100	0	0	3	0.100	0	0	0	0	23	0	0	01.000	
Glenn Batson	.043	29	4	23	1	1	1	0	0	2	2.087	1	0	6	0.080	1	1	0	0	14	15	3	.906	
Alex Eubanks	.000	1	1	0	0	0	0	0	0	0	0.000	0	0	0	0.000	0	0	0	0	4	8	2	.857	
Totals	.273	64	64	2185	461	597	106	10	75	419	948.434	359	72	449	47.388	31	27	58	83	1725	646	99	.960	
Opponents	.268	64	64	2238	344	599	93	8	38	313	822.367	216	55	468	39.344	22	51	57	78	1683	638	73	.970	

Player	ERA	W	L	APP	GS	CG	SHO	CBO	SV	IP	H	R	ER	BB	SO	2B	3B	HR	ABB/Avg	WP	HBP	BK	SFA	SHA
Pat Krall	1.67	10	2	29	3	1	0	2	5	80.2	58	18	15	17	65	8	1	3	286.203	3	4	0	1	12
Alex Eubanks	4.09	6	5	23	11	1	0	1	3	81.1	93	50	37	21	70	18	1	3	329.283	4	7	0	4	4
Charlie Barnes	4.66	6	4	16	16	0	0	0	0	94.2	97	62	49	24	84	14	2	9	379.256	3	12	0	2	7
Clate Schmidt	4.83	8	5	18	15	0	0	2	0	85.2	105	56	46	21	68	18	1	6	342.307	4	6	0	3	12
Andrew Papp	1.69	0	0	6	0	0	0	0	0	5.1	4	1	1	5	5	0	0	0	19.211	1	0	1	0	1
Patrick Andrews	2.31	1	0	19	0	0	1	0	1	23.1	21	7	6	8	23	3	1	0	84.250	2	1	0	3	0
Garrett Lovorn	2.35	0	0	10	0	0	0	0	0	15.1	16	4	4	9	4	1	0	2	56.286	1	3	0	0	0
Brooks Crawford	3.66	3	0	26	2	0	0	0	1	46.2	45	25	19	19	26	6	0	5	177.254	2	3	0	3	3
Jake Higginbotham	4.59	3	0	8	7	0	0	0	0	33.1	39	22	17	21	28	6	1	2	130.300	4	0	1	1	5
Alex Bostic	5.13	4	2	26	1	0	0	2	2	33.1	26	21	19	27	44	2	0	2	124.210	6	2	0	1	2
Ryley Gilliam	6.10	3	2	15	6	0	0	2	0	31.0	26	22	21	18	16	2	0	1	113.230	4	4	0	1	2
Alex Schnell	6.11	0	0	21	3	0	0	2	0	28.0	38	26	19	13	19	6	0	1	120.317	3	7	1	2	2
Jackson Campana	9.00	0	0	1	0	0	0	0	0	1.0	1	1	1	1	1	0	0	0	4.250	2	1	0	0	0
Paul Campbell	11.17	0	0	12	0	0	0	0	0	9.2	16	12	12	5	9	3	1	2	44.364	2	5	1	1	1
Mike Goren	22.50	0	0	3	0	0	0	0	0	4.0	7	10	10	6	5	2	0	2	19.368	2	0	1	0	0
Andrew Towns	37.80	0	0	3	0	0	0	0	0	1.2	7	7	7	1	1	4	0	0	12.583	1	0	0	0	0
Totals	4.43	44	20	64	64	2	3	3	11	575.0	599	344	283	216	468	93	8	38	2238.268	44	55	5	22	51
Opponents	6.29	20	44	64	64	1	0	6	561.0	597	461	392	359	449	106	10	75	2185.273	64	72	11	31	27	



Clemson Tigers

Clemson in the ACC

Year	Overall	ACC	Finish	ACC Trn.	Post-Season
1954	14-10-0	8-4-0	1st	x	0-2
1955	7-11-0	5-9-0	7th	x	
1956	4-14-2	2-10-2	7th	x	
1957	6-12-0	3-11-0	8th	x	
1958	22-8-0	11-3-0	1st	x	*5-3
1959	24-8-0	9-5-0	1st	x	*4-2
1960	11-10-1	7-6-0	4th	x	
1961	12-11-0	6-8-0	5th	x	
1962	17-8-0	8-6-0	T3rd	x	
1963	15-11-0	9-5-0	T2nd	x	
1964	13-13-0	6-7-0	T4th	x	
1965	18-10-2	9-5-0	2nd	x	
1966	20-7-2	9-4-0	2nd	x	
1967	29-9-0	11-2-0	1st	x	3-2
1968	27-14-0	11-7-0	4th	x	
1969	27-17-2	12-8-1	3rd	x	
1970	32-16-0	14-7-0	2nd	x	
1971	27-14-0	10-4-0	2nd	x	
1972	19-15-0	6-7-0	5th	x	
1973	24-16-0	10-2-0	T1st	2-2	
1974	23-15-0	10-1-0	1st	3-2	
1975	33-10-0	10-2-0	T1st	2-2	0-2
1976	36-15-0	10-2-0	1st	3-0	*4-2
1977	42-10-0	9-1-0	1st	2-2	*4-3
1978	39-14-0	10-2-0	1st	3-0	1-2
1979	40-15-0	10-1-0	1st	x	2-2
1980	38-21-0	6-5-0	3rd	4-0	*3-2
1981	34-24-0	10-4-0	T1st	5-1	0-2
1982	37-22-0	10-2-0	1st	2-2	
1983	30-20-1	6-5-0	3rd	4-2	
1984	38-17-0	12-2-0	T1st	2-2	
1985	36-30-1	9-4-0	T1st	3-2	
1986	42-21-0	9-4-0	3rd	2-2	
1987	54-14-1	16-5-0	2nd	3-2	3-2
1988	54-14-0	18-2-0	1st	3-2	2-2
1989	50-20-0	13-5-0	2nd	5-0	3-2
1990	43-23-0	14-6-0	2nd	2-2	1-2
1991	60-10-0	18-3-0	1st	5-0	*4-2
1992	50-14-0	19-5-0	1st	4-2	1-2
1993	45-20-0	11-11-0	5th	5-1	2-2
1994	57-18-0	20-4-0	1st	4-1	2-2
1995	54-14-0	20-4-0	1st	4-2	*4-2
1996	51-17-0	17-7-0	2nd	2-2	*6-2
1997	41-23-0	13-10-0	4th	3-2	1-2
1998	43-16-0	14-9-0	T2nd	0-2	1-2
1999	42-27-0	13-10-0	3rd	3-2	5-3
2000	51-18-0	17-7-0	2nd	3-2	*6-2
2001	41-22-0	17-7-0	2nd	1-2	3-2
2002	54-17-0	16-8-0	4th	3-2	*7-3
2003	39-22-0	15-9-0	T3rd	0-2	1-2
2004	39-26-0	14-10-0	T4th	2-2	3-2
2005	43-23-0	21-9-0	2nd	2-2	4-2
2006	53-16-0	24-6-0	1st-A	4-1	*6-2
2007	41-23-0	18-12-0	2nd-A	2-1	3-2
2008	31-27-1	11-18-1	4th-A	1-2	
2009	44-22-0	19-11-0	2nd-A	1-2	4-3
2010	45-25-0	18-12-0	T1st-A	1-2	*7-4
2011	43-20-0	17-13-0	2nd-A	2-1	2-2
2012	35-28-0	16-14-0	3rd-A	1-2	2-2
2013	40-22-0	18-12-0	3rd-A	1-2	1-2
2014	36-25-0	15-14-0	T2nd-A	2-1	0-2
2015	32-29-0	16-13-0	4th-A	1-2	0-2
2016	44-20-0	16-14-0	4th-A	4-0	2-2

* denotes competed in College World Series

Clemson Coaching Records

Career Records

Coach	Years	Seasons	W	L	T	Pct.
RTV Bowman	2	1896, 1898	2	6	0	.250
Unknown	2	1899-1900	12	5	0	.706
John Heisman	3	1901-1903	28	6	1	.814
J.W. McMakin	3	1904-1906	20	23	3	.467
F. Shaughnessy	1	1907	9	7	1	.559
Robert Lynch	1	1908	6	11	0	.353
Jesse Reynolds	1	1909	10	12	0	.453
Joe Holland	1	1910	10	11	0	.476
Frank Dobson	3	1911-1913	37	21	0	.638
Coach Robertson	1	1914	16	6	0	.727
Carl "Vet" Sitton	2	1915-1916	26	18	1	.589
Country Morris	2	1917, 1920	17	28	0	.378
Edward Donahue	2	1918-1919	17	21	1	.449
Larry Conover	1	1921	5	14	0	.263
L.V.H. Durfee	3	1922-1924	29	26	1	.527
Thomas May	1	1925	11	14	0	.440
Cul Richards	1	1926	8	11	0	.421
Tink Gillam	1	1927	11	13	1	.460
Joe Guyon	4	1928-1931	42	36	3	.537
Jess Neely	7	1932-1938	67	66	2	.504
Randy Hinson	4	1939-1940, 1946-1947	58	19	2	.747
Tom Rogers	2	1941-1942	18	14	0	.563
Frank Howard	1	1943	12	3	0	.800
Walter Cox	5	1945, 1948-1951	70	48	1	.592
Bob Smith	6	1952-1957	52	65	2	.445
Bill Wilhelm	36	1958-1993	1161	536	10	.683
Jack Leggett	22	1994-2015	955	480	1	.665
Monte Lee	1	2016	44	20	0	.533

ACC Games Only

Coach	Years	Seasons	W	L	T	Pct.
Bob Smith	4	1954-1957	18	34	2	.352
Bill Wilhelm	36	1958-1993	378	158	1	.705
Jack Leggett	22	1994-2015	369	219	1	.628
Monte Lee	1	2016	16	14	0	.533

ACC Tournament

Coach	Years	Seasons	W	L	T	Pct.
Bill Wilhelm	20	1973-1978, 1980-1993	64	28	0	.696
Jack Leggett	22	1994-2015	43	39	0	.524
Monte Lee	1	2016	4	0	0	1.000

NCAA Tournament

Coach	Years	Seasons	W	L	T	Pct.
Randy Hinson	1	1947	3	2	0	.600
Walter Cox	1	1950	0	2	0	.000
Bill Wilhelm	17	1958-1959, 1967, 1975-1981, 1987-1993	42	36	0	.538
Jack Leggett	21	1994-2007, 2009-15	68	47	0	.591
Monte Lee	1	2016	2	2	0	.500



Duke Blue Devils

2016 Results

Feb 19	California.....	L, 2-5
Feb 20	California.....	W, 6-5 (10)
Feb 21	California.....	W, 5-4
Feb 23	Campbell.....	W, 4-0
Feb 26	vs. Ohio State.....	W, 8-1
Feb 27	vs. Liberty.....	L, 0-1
Feb 28	vs. Coastal Carolina.....	L, 6-10
Mar 1	Davidson.....	W, 9-2
Mar 2	at Campbell.....	L, 1-5
Mar 4	Toledo.....	W, 2-1
Mar 5	Toledo.....	W, 6-1
Mar 6	Toledo.....	W, 3-2
Mar 9	Penn State.....	L, 1-2
Mar 11	Virginia *.....	L, 0-6
Mar 12	Virginia *.....	L, 6-7
Mar 13	Virginia *.....	W, 3-0
Mar 15	UMES.....	W, 9-1
Mar 18	North Carolina *.....	L, 2-11
Mar 19	North Carolina *.....	L, 2-12
Mar 20	North Carolina *.....	L, 2-8
Mar 22	East Carolina.....	L, 6-8
Mar 25	at Wake Forest *.....	L, 0-12
Mar 26	at Wake Forest *.....	L, 2-3 (10)
Mar 27	at Wake Forest *.....	W, 3-2
Mar 29	Liberty.....	W, 6-1
Apr 1	at Georgia Tech *.....	L, 2-3
Apr 2	at Georgia Tech *.....	W, 14-13 (10)
Apr 3	at Georgia Tech *.....	W, 10-4
Apr 5	UNC Greensboro.....	W, 7-4
Apr 8	Clemson *.....	W, 5-3
Apr 9	Clemson *.....	L, 2-3
Apr 10	Clemson *.....	W, 2-1
Apr 12	at Davidson.....	W, 13-3
Apr 13	NC Central.....	W, 3-0
Apr 15	Miami *.....	L, 2-14
Apr 16	Miami *.....	W, 12-5
Apr 17	Miami *.....	L, 0-9
Apr 19	at Liberty.....	W, 8-3
Apr 23	at Virginia Tech *.....	L, 2-7
Apr 23	at Virginia Tech *.....	W, 19-9
Apr 24	at Virginia Tech *.....	W, 3-1
Apr 27	NC Central.....	W, 4-2
Apr 29	at NC State *.....	L, 2-3
Apr 30	at NC State *.....	L, 2-12
May 1	at NC State *.....	W, 2-1
May 8	Gardner-Webb.....	W, 4-1
May 8	Gardner-Webb.....	W, 13-4
May 10	Longwood.....	W, 11-5
May 11	Norfolk State.....	W, 4-3
May 13	Florida State *.....	W, 5-4
May 14	Florida State *.....	W, 3-1
May 15	Florida State *.....	L, 3-4
May 19	at Pitt *.....	W, 2-1 (10)
May 20	at Pitt *.....	W, 7-5
May 21	at Pitt *.....	Canceled
May 24	vs. Wake Forest %.....	L, 3-4
Jun 3	vs. UNCW #.....	L, 1-11
Jun 4	at South Carolina #.....	L, 2-4

% ACC Championship
NCAA Regional



JIMMY HERRON
OF • Sophomore • Harleysville, Pa.



JACK LABOSKY
INF/RHP • Junior • Clovis, Calif.

2016 Duke Stats (33-24, 14-15, 3rd ACC Coastal)

Player	AVG	GP	GS	AB	R	H	2B	3B	HR	RBI	TBSLG%	BB	HBP	SO	GDP	OB%	SF	SH	SB	ATT	PO	A	E	FLD%
Jimmy Herron.....	.324	57	56	207	35	67	22	1	0	22	91.440	29	8	25	3.418	5	1	24	28	116	2	1	.992	
Jack Labosky.....	.290	56	56	193	38	56	18	1	8	47	100.518	32	14	54	3.421	3	0	2	3	124	103	11	.954	
Chris Proctor.....	.281	50	46	171	27	48	1	2	0	17	53.310	16	3	27	2.351	1	6	0	4	270	38	1	.997	
Zack Kone.....	.272	56	56	213	24	58	5	1	1	16	68.319	12	3	34	4.319	1	4	5	10	72	184	10	.962	
Peter Zyla.....	.250	54	52	188	19	47	4	4	1	25	62.330	6	6	20	4.289	4	2	7	11	88	2	1	.989	
Cris Perez.....	.234	53	50	175	20	41	14	0	5	22	70.400	16	3	44	2.305	3	5	1	1	128	21	3	.980	
Max Miller.....	.232	57	56	194	20	45	7	0	0	10	52.268	16	2	23	4.296	1	10	10	11	87	128	8	.964	
Justin Bellinger.....	.336	42	37	140	28	47	10	1	7	32	80.571	19	2	43	4.417	2	0	1	2	354	15	3	.992	
Michael Smiciklas.....	.258	40	29	97	12	25	5	0	1	17	33.340	14	5	35	1.379	0	1	4	6	41	1	1	.977	
Evan Dougherty.....	.219	54	26	96	15	21	3	2	3	12	37.385	12	0	18	0.303	1	4	6	7	70	1	0	1.000	
Griffin Conine.....	.205	35	20	73	9	15	3	0	0	6	18.247	11	0	16	0.306	1	0	3	3	23	2	1	.962	
Ryan Day.....	.203	37	16	69	7	14	4	0	0	5	18.261	9	0	16	3.295	0	0	0	1	26	51	5	.939	
Jalen Phillips.....	.178	27	10	45	7	8	4	0	1	7	15.333	5	0	8	3.260	0	0	0	0	105	8	1	.991	
Daniel Calabretta.....	.176	17	2	17	2	3	2	0	0	1	5.294	0	1	5	1.222	0	0	0	0	0	2	1	.667	
Kennie Taylor.....	.167	17	1	12	3	2	1	0	0	1	3.250	1	1	3	0.286	0	0	0	0	2	0	0	1.000	
Cameron Neal.....	.000	4	0	4	0	0	0	0	0	0	0.000	0	0	1	0.000	0	0	0	0	0	0	0	0.000	
Johnathan Lloyd.....	.000	1	0	1	0	0	0	0	0	0	0.000	0	0	0	0.000	0	0	0	0	0	0	0	0.000	
Totals.....	.262	57	57	1895	266	497	103	12	27	240	705.372	198	48	372	34.344	22	33	63	87	1531	645	52	.977	
Opponents.....	.254	57	57	1938	257	493	88	15	19	229	668.345	187	50	421	37.333	17	43	33	50	1495	608	60	.972	

Player	ERA	W	L	APP	GS	CG	SHO	CBO	SV	IP	H	R	ER	BB	SO	2B	3B	HR	AB	B/Avg	WP	HBP	BK	SFA	SHA
Kellen Urbon.....	2.87	7	2	21	13	0	0	1	0	87.2	74	37	28	17	47	14	1	5	325	.228	1	6	1	3	7
Trent Swart.....	3.44	4	3	16	16	0	0	1	0	65.1	65	30	25	22	55	14	2	3	251	.259	3	5	0	0	8
Brian McAfee.....	4.11	7	5	14	14	3	1	0	0	92.0	100	47	42	13	65	13	2	4	358	.279	4	10	1	2	4
Bailey Clark.....	5.61	4	4	15	10	0	0	0	0	59.1	68	41	37	26	64	12	2	5	234	.291	9	7	0	4	5
Ryan Day.....	1.50	1	0	16	0	0	0	0	0	18.0	12	3	3	11	9	1	0	0	63	.190	2	1	1	0	0
Al Pesto.....	1.83	2	0	15	0	0	0	0	0	19.2	12	6	4	6	21	1	0	0	71	.169	2	1	0	0	0
Kevin Lewallyn.....	2.14	1	0	13	0	0	0	2	0	21.0	19	5	5	7	14	5	0	0	77	.247	2	1	0	1	4
Jack Labosky.....	2.20	0	5	24	1	0	0	1	1	32.2	29	9	8	8	33	10	3	0	122	.238	2	2	0	0	2
Mitch Stallings.....	3.23	3	2	27	0	0	0	1	8	30.2	31	13	11	16	23	4	1	0	115	.270	6	5	0	1	4
James Ziemba.....	3.95	1	1	19	3	0	0	1	0	27.1	19	18	12	20	36	1	2	0	98	.194	6	4	0	2	4
Hunter Davis.....	4.15	0	0	8	0	0	0	0	0	13.0	16	10	6	10	12	5	0	0	53	.302	2	3	0	1	2
Nick Hendrix.....	5.13	2	2	25	0	0	0	1	2	26.1	26	16	15	9	27	5	1	2	100	.260	3	1	0	2	2
Karl Blum.....	5.91	1	0	12	0	0	0	0	0	10.2	8	8	7	12	9	2	1	0	37	.216	3	2	1	1	1
Luke Whitten.....	10.50	0	0	7	0	0	0	1	1	6.0	9	7	7	6	5	0	0	0	27	.333	1	2	0	0	0
Zack Kesterson.....	94.50	0	0	2	0	0	0	0	0	0.2	5	7	7	4	1	1	0	0	7	.714	2	0	0	0	0
Totals.....	3.79	33	24	57	57	3	3	2	12	510.1	493	257	215	187	421	88	15	19	1938	.254	48	50	4	17	43
Opponents.....	4.26	24	33	57	57	2	4	10	498.1	497	266	236	198	372	103	12	27	1895	.262	30	48	10	22	33	



Duke Blue Devils

Duke in the ACC

Year	Overall	ACC	Finish	ACC Trn.	Post-Season
1954	10-13-0	5-9-0	6th	x	
1955	10-11-0	6-6-0	5th	x	
1956	16-12-2	12-3-1	1st	x	3-3
1957	19-8-0	10-4-0	1st	x	3-2
1958	9-11-0	7-5-0	3rd	x	
1959	9-16-0	5-10-0	7th	x	
1960	13-8-1	9-4-1	2nd	x	
1961	16-11-0	11-3-0	1st	x	*3-2
1962	13-12-1	6-8-0	6th	x	
1963	15-10-0	8-6-0	4th	x	
1964	4-21-0	0-12-0	8th	x	
1965	8-17-0	5-9-0	8th	x	
1966	8-16-0	4-9-0	7th	x	
1967	9-20-0	2-12-0	8th	x	
1968	12-19-0	7-13-0	6th	x	
1969	14-18-1	7-13-0	7th	x	
1970	17-16-0	10-11-0	5th	x	
1971	15-14-0	4-10-0	7th	x	
1972	12-16-0	3-7-0	6th	x	
1973	7-17-0	2-10-0	7th	0-1	
1974	9-16-0	3-8-0	6th	0-1	
1975	9-18-0	2-10-0	7th	0-1	
1976	7-23-0	1-11-0	7th	0-1	
1977	9-16-0	1-7-0	7th	0-1	
1978	12-21-0	1-10-0	7th	2-2	
1979	12-18-0	1-11-0	7th	x	
1980	17-11-0	2-9-0	8th	0-1	
1981	29-10-0	6-6-0	5th	3-2	
1982	16-13-1	3-7-0	8th	0-2	
1983	14-12-1	1-8-1	8th	2-2	
1984	25-13-0	3-8-0	7th	1-2	
1985	18-15-3	5-8-1	6th	0-2	
1986	25-17-0	2-12-0	8th	x	
1987	18-26-1	3-14-0	8th	1-2	
1988	10-35-0	3-16-0	8th	0-2	
1989	20-23-0	2-14-0	8th	0-2	
1990	28-25-0	4-15-0	7th	0-2	
1991	24-27-0	6-15-0	7th	0-2	
1992	38-16-0	12-12-0	5th	1-2	
1993	39-19-1	11-13-0	6th	1-2	
1994	33-20-0	16-8-0	T2nd	0-2	
1995	30-27-0	4-20-0	T8th	0-1	
1996	39-18-0	9-14-0	7th	1-2	
1997	33-25-0	9-14-0	7th	2-2	
1998	38-20-0	8-15-0	7th	1-2	
1999	24-31-0	4-18-0	9th	0-1	
2000	17-41-0	5-19-0	9th	1-2	
2001	23-33-0	10-13-0	5th	0-2	
2002	24-34-0	4-20-0	9th	1-2	
2003	18-36-0	2-21-0	9th	2-2	
2004	25-31-0	8-16-0	7th	1-2	
2005	14-39-0	5-25-0	11th	0-1	
2006	15-40-0	6-24-0	5th-C	x	
2007	29-25-0	8-22-0	5th-C	x	
2008	37-18-1	10-18-1	5th-C	x	
2009	35-24-0	15-15-0	5th-C	1-2	
2010	29-27-0	8-22-0	6th-C	x	
2011	26-30-0	7-23-0	6th-C	x	
2012	21-34-0	9-21-0	6th-C	x	
2013	26-29-0	9-21-0	6th-C	x	
2014	33-25-0	16-14-0	3rd-C	1-2	
2015	31-22-0	10-19-0	6th-C	x	
2016	33-24-0	14-15-0	3rd-C	0-1	0-2

Duke Coaching Records

Career Records				W	L	T	Pct.
Coach	Years	Seasons					
Others	11	1889-1900		39	19	2	.667
Mr. Schock	1	1901		6	5	0	.545
Otis Stockdale	6	1902-1907		76	37	4	.667
M.T. Adkins	7	1908-1914		104	67	4	.606
Claude West	2	1915-1916		14	26	3	.360
Heine Manush	1	1917		4	6	1	.409
Lee Gooch	1	1919		19	4	2	.800
Chick Doak	1	1920		10	9	0	.526
Pat Egan	1	1921		10	8	1	.553
H.G. Steiner	1	1922		12	6	0	.667
Howard Jones	2	1923-1924		31	8	0	.795
Bill Towe	1	1925		9	9	0	.500
G. B. Whitted	3	1926-1928		28	29	1	.491
Jack Coombs	24	1929-1952		381	171	3	.689
Ace Parker	14	1953-1966		166	162	4	.506
James Bly	2	1966-1967		15	34	0	.306
Tom Butters	3	1968-1970		43	53	1	.448
Enos Slaughter	7	1971-1977		68	120	0	.362
Tom D'Armi	7	1978-1984		125	98	2	.560
Larry Smith	3	1985-1987		61	58	4	.512
Steve Traylor	12	1988-1999		356	286	1	.554
Bill Hillier	6	2000-2005		121	214	0	.361
Sean McNally	7	2006-2012		192	198	1	.492
Chris Pollard	4	2013-16		123	100	0	.552

ACC Games Only

Coach	Years	Seasons	W	L	T	Pct.
Ace Parker	13	1954-1966	84	79	2	.515
James Bly	2	1966-1967	6	21	0	.222
Tom Butters	3	1968-1970	24	37	0	.393
Enos Slaughter	7	1971-1977	16	63	0	.203
Tom D'Armi	7	1978-1984	17	59	1	.227
Larry Smith	3	1985-1987	10	34	1	.233
Steve Traylor	12	1988-1999	88	174	0	.336
Bill Hillier	6	2000-2005	34	114	0	.230
Sean McNally	7	2006-2012	63	145	1	.304
Chris Pollard	4	2013-16	49	68	0	.419

ACC Tournament

Coach	Years	Seasons	W	L	T	Pct.
Enos Slaughter	5	1973-1977	0	5	0	.000
Tom D'Armi	6	1978, 1980-1984	8	11	0	.421
Larry Smith	2	1985, 1987	1	4	0	.200
Steve Traylor	12	1988-1999	6	22	0	.214
Bill Hillier	6	2000-2005	5	11	0	.313
Sean McNally	1	2009	1	2	0	.333
Chris Pollard	2	2014, 2016	1	3	0	.250

NCAA Tournament

Coach	Years	Seasons	W	L	T	Pct.
Jack Coombs	1	1952	4	2	0	.667
Ace Parker	4	1953, 1956-1957, 1961	14	10	0	.583
Chris Pollard	1	2016	0	2	0	.000

* denotes competed in College World Series



Florida State Seminoles

Florida State Quick Facts


Location	Tallahassee, Florida
Founded	1851
Enrollment	41,773
Symbol	Seminoles
Colors	Garnet & Gold
President	John Thrasher
Director of Athletics	Stan Wilcox
Stadium	Dick Howser Stadium (6,700)
Athletic Website	seminoles.com

Coaching Staff

Head Coach	Mike Martin (Florida State '66)
Assistants	Mike Bell, Mike Martin Jr., Clyde Keller

About the Seminoles

2016 Overall Record	41-22
2016 Conference Record	16-10 (2nd, Atlantic)
Lettermen Returning/Lost	22/11
Starting Position Players Returning/Lost	6/2
Starting Pitchers Returning/Lost	3/1
ACC Divisional Titles	8
ACC Titles	6
ACC Championship Record	72-40
NCAA Tournament Appearances	54
NCAA Tournament Record	184-121
First-Team All-Americans	44
ACC Player of the Year	7
ACC Pitcher of the Year	1
ACC Freshman of the Year	2
ACC Coach of the Year	7
All-ACC First Team	64



MIKE MARTIN
Florida State '66

FLORIDA STATE RECORD
1898-671-4 (37 YEARS)

CAREER RECORD
1898-671-4 (37 YEARS)

ACC RECORD
459-197 (25 YEARS)

2017 Schedule

Feb 17	VCU	4 p.m.
Feb 18	VCU	1 p.m.
Feb 19	VCU	12:30 p.m.
Feb 21	USF	4 p.m.
Feb 24	Samford	4 p.m.
Feb 25	Samford	1 p.m.
Feb 26	Samford	1 p.m.
Feb 28	at Jacksonville	5 p.m.
Mar 3	Oakland	4 p.m.
Mar 4	Oakland	1 p.m.
Mar 5	Oakland	1 p.m.
Mar 7	at UCF	6:30 p.m.
Mar 8	at UCF	4 p.m.
Mar 10	Boston College *	6 p.m.
Mar 11	Boston College *	6 p.m.
Mar 12	Boston College *	1 p.m.
Mar 14	at Florida	6:30 p.m.
Mar 15	at Florida Gulf Coast	6:30 p.m.
Mar 17	at Virginia Tech *	5:30 p.m.
Mar 18	at Virginia Tech *	1 p.m.
Mar 19	at Virginia Tech *	1 p.m.
Mar 21	Jacksonville	6 p.m.
Mar 24	at Notre Dame *	6:05 p.m.
Mar 25	at Notre Dame *	4:05 p.m.
Mar 26	at Notre Dame *	1:05 p.m.
Mar 28	vs. Florida	6 p.m.
Mar 31	North Carolina *	6 p.m.
Apr 1	North Carolina *	6 p.m.
Apr 2	North Carolina *	1 p.m.
Apr 4	Florida Gulf Coast	6 p.m.
Apr 5	Florida Gulf Coast	4 p.m.
Apr 7	at NC State *	6:30 p.m.
Apr 8	at NC State *	6:30 p.m.
Apr 9	at NC State *	1 p.m.
Apr 11	Florida	6 p.m.
Apr 15	Clemson *	6 p.m.
Apr 16	Clemson *	2 p.m.
Apr 17	Clemson *	7 p.m.
Apr 18	Stetson	6 p.m.
Apr 19	Stetson	4 p.m.
Apr 21	at Miami *	7 p.m.
Apr 22	at Miami *	7 p.m.
Apr 23	at Miami *	1 p.m.
Apr 25	at Stetson	5 p.m.
Apr 28	Virginia *	6 p.m.
Apr 29	Virginia *	1 p.m.
Apr 30	Virginia *	1 p.m.
May 5	Pacific	6 p.m.
May 6	Pacific	6 p.m.
May 7	Pacific	12 p.m.
May 9	Jacksonville	6 p.m.
May 12	Wake Forest *	6 p.m.
May 13	Wake Forest *	6 p.m.
May 14	Wake Forest *	1 p.m.
May 18	at Louisville *	6 p.m.
May 19	at Louisville *	6 p.m.
May 20	at Louisville *	7:30 p.m.

2017 Florida State Roster

#	Name	Pos	B/T	Ht	Wt	Cl	Hometown
1	Tyler Daughtry	INF	L-R	5-10	180	Fr.	Warner Robins, Ga.
2	Jackson Lueck	OF	S-R	6-1	190	So.	Orlando, Fla.
3	Nick Derr	INF	R-R	6-0	190	Fr.	Lakewood Ranch, Fla.
5	Justin Sorokowski	RHP/INF	R-R	6-2	205	Fr.	Mechanicsville, Va.
6	Cobi Johnson	RHP	R-R	6-4	210	Jr.	Holiday, Fla.
7	Steven Wells, Jr.	RHP/OF	R-R	6-2	175	Jr.	Key West, Fla.
8	J.C. Flowers	RHP/OF	R-R	6-2	185	Fr.	Orange Park, Fla.
10	Taylor Walls	INF	S-R	5-10	180	Jr.	Cordele, Ga.
12	Brandon Reitz	RHP	R-R	6-1	175	Fr.	Ocala, Fla.
13	Donovan Petrey	OF	L-L	5-10	195	So.	Arcadia, Fla.
14	Tyler Holton	LHP/OF	L-L	6-2	200	So.	Tallahassee, Fla.
15	Hank Truluck	INF/OF	R-R	6-1	190	Sr.	Ocala, Fla.
16	Jared Herron	C	R-R	6-1	210	Fr.	Orlando, Fla.
17	Clayton Kwiatkowski	LHP	L-L	6-2	215	Fr.	Tampa, Fla.
18	Ed Voyles	RHP	R-R	6-7	205	r-Jr.	Atlanta, Ga.
19	Andrew Karp	RHP	R-R	6-3	210	r-So.	Winter Garden, Fla.
20	Kyle Cavanaugh	1B	R-R	6-5	230	r-Jr.	Winter Park, Fla.
21	Alex Carpenter	RHP	R-R	6-1	195	r-Fr.	Satellite Beach, Fla.
22	Drew Mendoza	INF	L-R	6-4	210	Fr.	Minneola, Fla.
23	Ryan Mejia	OF	R-R	6-1	190	Fr.	Tampa, Fla.
24	Matt Henderson	INF	S-R	5-9	165	Sr.	Chico, Calif.
25	Ronnie Ramirez	RHP	R-R	5-9	180	So.	Tampa, Fla.
26	Cole Sands	RHP	R-R	6-3	210	So.	Tallahassee, Fla.
28	Dylan Busby	INF	R-R	6-3	190	Jr.	Sarasota, Fla.
29	Quincy Nieporte	1B	R-R	6-1	223	Sr.	Atlanta, Ga.
30	Will Zirzow	RHP	R-R	6-5	220	r-Jr.	Fleming Island, Fla.
31	Alec Byrd	LHP	L-L	6-3	175	Sr.	Miami Shores, Fla.
32	Grant Stewart	LHP	L-L	5-10	170	Fr.	Paxton, Fla.
33	Chase Haney	RHP	R-R	6-6	225	So.	Winter Garden, Fla.
35	Cal Raleigh	C	S-R	6-3	205	So.	Cullowhee, N.C.
36	Dillon Brown	RHP	R-R	6-0	170	r-Fr.	Lynn Haven, Fla.
38	Rhett Aplin	OF	L-L	6-2	220	Jr.	Fleming Island, Fla.
42	Jim Voyles	RHP	R-R	6-7	205	Sr.	Atlanta, Ga.
43	Drew Parrish	LHP/OF	L-L	5-11	180	Fr.	Rockledge, Fla.
46	Drew Carlton	RHP	R-R	6-1	207	Jr.	Lakeland, Fla.
53	Bryan Bussey	C	R-R	6-2	220	Sr.	Weaverville, N.C.



Florida State Seminoles

2016 Results

Feb 19	Rhode Island.....	W, 19-1
Feb 20	Rhode Island.....	W, 8-1
Feb 21	Rhode Island.....	W, 23-4
Feb 26	College of Charleston.....	L, 1-2
Feb 27	College of Charleston.....	W, 8-3
Feb 28	College of Charleston.....	W, 11-2
Mar 1	Jacksonville.....	L, 3-7
Mar 2	Villanova.....	W, 11-10 (14)
Mar 4	St. John's.....	W, 16-4
Mar 5	St. John's.....	W, 9-2
Mar 6	St. John's.....	L, 1-5
Mar 8	at USF.....	W, 12-4
Mar 9	Toledo.....	W, 3-2
Mar 11	Georgia Tech.....	W, 8-2
Mar 12	Georgia Tech.....	W, 14-9
Mar 13	Georgia Tech.....	W, 8-3
Mar 15	at Florida.....	L, 0-6
Mar 18	at Pitt.....	W, 17-4
Mar 19	at Pitt.....	W, 10-2
Mar 20	at Pitt.....	L, 2-5
Mar 22	UCF.....	W, 7-2
Mar 23	UCF.....	W, 5-4 (11)
Mar 25	NC State.....	W, 8-5
Mar 26	NC State.....	Canceled
Mar 27	NC State.....	Canceled
Mar 29	vs. Florida.....	L, 2-3
Apr 1	at Boston College.....	W, 3-0
Apr 2	at Boston College.....	Canceled
Apr 3	at Boston College.....	Canceled
Apr 5	Texas Tech.....	W, 10-1
Apr 6	Texas Tech.....	L, 4-8
Apr 8	Louisville.....	W, 12-7
Apr 9	Louisville.....	L, 1-7
Apr 10	Louisville.....	W, 16-5
Apr 12	Florida.....	L, 2-8
Apr 15	at Wake Forest.....	L, 0-9
Apr 16	at Wake Forest.....	W, 13-8
Apr 17	at Wake Forest.....	L, 2-4
Apr 19	Stetson.....	W, 8-5
Apr 20	Stetson.....	W, 8-6
Apr 22	Notre Dame.....	W, 12-6
Apr 23	Notre Dame.....	W, 7-6 (12)
Apr 24	Notre Dame.....	W, 11-6
Apr 30	at Clemson.....	L, 3-10
May 1	at Clemson.....	W, 11-2
May 2	at Clemson.....	L, 3-7
May 6	Bowling Green State.....	W, 6-1
May 7	Bowling Green State.....	W, 10-0
May 8	Bowling Green State.....	W, 6-1
May 10	at Jacksonville.....	L, 6-2
May 11	Florida Gulf Coast.....	L, 8-11 (10)
May 13	at Duke.....	L, 4-5
May 14	at Duke.....	L, 1-3
May 15	at Duke.....	W, 4-3
May 19	Miami.....	L, 2-4
May 20	Miami.....	L, 5-8
May 21	Miami.....	W, 3-2 (10)
May 25	vs. NC State.....	W, 7-3
May 26	vs. Georgia Tech.....	W, 6-1
May 28	vs. Miami.....	W, 5-4
May 29	vs. Clemson.....	L, 13-18
Jun 3	Alabama State.....	W, 18-6
Jun 4	Southern Miss.....	W, 7-2
Jun 5	South Alabama.....	W, 18-6
Jun 11	at Florida.....	W, 3-0
Jun 12	at Florida.....	L, 0-5
Jun 13	at Florida.....	L, 0-7

% ACC Championship
NCAA Regional
^ NCAA Super Regional



DREW CARLTON
RHP • Junior • Lakeland, Fla.



TAYLOR WALLS
INF • Junior • Cordele, Ga.

2016 Florida State Stats (41-22, 16-10, 2nd ACC Atlantic)

Player	AVG	GP	GS	AB	R	H	2B	3B	HR	RBI	TBSLG%	BB	HBP	SO	GDP	OB%	SF	SH	SB	ATT	PO	A	E	FLD%
John Sansone.....	.370	63	63	257	58	95	26	0	9	65	148.576	29	14	35	8.455	3	3	8	11	25	118	17	.894	
Taylor Walls.....	.355	63	63	248	72	88	20	1	6	46	128.516	59	2	45	5.479	2	0	14	16	102	214	15	.955	
Dylan Busby.....	.323	63	62	248	49	80	16	5	14	55	148.597	18	4	64	7.374	3	1	11	13	543	39	7	.988	
Cal Raleigh.....	.301	63	62	229	45	69	16	1	10	50	117.511	42	4	46	4.412	4	1	1	2	423	37	11	.977	
Quincy Nieporte.....	.300	54	54	200	24	60	13	0	5	38	88.440	11	8	14	12.354	4	0	2	3	0	0	0	.000	
Ben DeLuzio.....	.237	63	62	198	40	47	12	2	1	25	66.333	26	9	37	8.346	4	3	15	18	146	5	2	.987	
Matt Henderson.....	.230	60	58	165	44	38	6	1	0	14	46.279	45	11	30	4.420	3	9	4	5	90	144	8	.967	
Jackson Lueck.....	.379	47	34	132	33	50	10	2	4	35	76.576	21	11	37	0.494	2	1	2	2	47	2	1	.980	
Gage West.....	.293	27	22	75	14	22	4	0	1	12	29.387	14	2	19	1.404	3	2	1	2	40	1	2	.953	
Donovan Petrey.....	.250	48	20	84	18	21	4	0	1	8	28.333	13	5	11	3.382	0	2	2	2	19	3	0	1.000	
Darren Miller.....	.229	31	25	83	14	19	5	0	1	14	27.325	15	5	22	1.375	1	0	3	5	43	4	0	1.000	
Tyler Holton.....	.214	25	6	28	7	6	2	0	2	7	14.500	4	4	11	0.389	0	0	0	0	25	10	0	1.000	
Hank Truluck.....	.204	39	8	49	13	10	3	0	1	11	16.327	7	5	17	0.344	3	3	0	0	13	23	3	.923	
Nick Graganella.....	.200	47	7	50	10	10	2	0	0	3	12.240	7	2	20	0.317	1	1	1	2	35	1	2	.947	
Hayden Kelly.....	.200	13	0	10	5	2	0	0	1	3	5.500	2	4	4	1.500	0	0	0	0	0	0	0	0.000	
Steven Wells Jr.....	.187	50	20	75	11	14	1	0	1	13	18.240	17	0	19	3.330	2	0	0	1	37	2	0	1.000	
Bryan Bussey.....	.167	26	2	24	2	4	2	0	0	6	6.250	1	2	6	1.250	1	0	0	0	88	5	1	.989	
Mike Compton.....	.000	1	0	1	0	0	0	0	0	0	0.000	0	0	1	0.000	0	0	0	0	2	9	1	.917	
Will Zirzow.....	.000	1	0	1	0	0	0	0	0	0	0.000	0	0	0	0.000	0	0	0	0	0	0	0	0.000	
Matthew Kinney.....	.000	1	0	1	0	0	0	0	0	0	0.000	0	0	0	1.000	0	0	0	0	4	7	0	1.000	
Wells Jr., S.....	.000	1	0	1	1	0	0	0	0	0	0.000	1	0	1	0.500	0	0	0	0	0	0	0	0.000	
Totals.....	.294	63	63	2159	460	635	142	12	57	405	972.450	332	92	439	59.404	36	26	64	82	1704	678	78	.968	
Opponents.....	.241	63	63	2143	293	517	113	10	47	266	791.369	225	64	513	57.329	16	24	53	72	1649	651	85	.964	

Player	ERA	W	L	APP	GS	CG	SHO	CBO	SV	IP	H	R	ER	BB	SO	2B	3B	HR	ABB/Avg	WP	HBP	BK	SFA	SHA	
Tyler Holton.....	2.79	3	4	18	0	0	1	1	1	67.2	60	31	21	33	84	17	1	5	256.234	10	9	0	3	1	
Drew Carlton.....	3.94	8	3	17	17	1	1	1	0	93.2	93	46	41	23	76	17	1	6	362.257	0	4	1	0	6	
Cole Sands.....	4.13	6	7	18	17	0	0	0	0	69.2	69	43	32	33	50	12	2	7	262.263	8	5	0	4	6	
Andy Ward.....	0.00	0	0	1	0	0	0	0	0	1.0	0	0	0	0	1	0	0	3.000	0	0	0	0	0		
Alec Byrd.....	2.20	1	0	28	0	0	0	0	0	32.2	18	9	8	10	32	3	1	5	113.159	2	2	0	1	1	
Matthew Kinney.....	2.49	3	0	27	0	0	0	0	0	25.1	16	7	7	12	16	1	0	1	85.188	4	9	0	1	1	
Ed Voyles.....	2.66	1	2	23	4	0	0	0	1	47.1	53	25	14	19	41	11	1	3	192.276	5	2	1	0	3	
Chase Haney.....	2.78	5	0	31	0	0	0	0	0	32.1	29	16	10	19	37	7	0	1	122.238	1	7	0	1	4	
Alex Deise.....	3.00	0	0	2	0	0	0	0	0	3.0	4	1	1	2	0	1	0	0	11.364	1	0	0	0	0	
Jim Voyles.....	3.16	6	1	25	0	0	0	1	2	51.1	35	21	18	18	48	9	1	2	178.197	3	3	0	2	1	
Cobi Johnson.....	3.50	0	0	12	1	0	0	0	0	18.0	6	9	7	9	20	1	0	2	58.103	1	2	0	0	0	
Will Zirzow.....	4.42	1	0	15	0	0	0	0	0	18.1	15	9	9	10	24	9	0	3	69.217	1	3	0	2	0	
Mike Compton.....	4.92	5	3	15	12	0	0	1	0	60.1	70	39	33	19	32	15	3	5	245.286	0	7	0	1	1	
Tyler Warmoth.....	5.34	1	1	23	0	0	0	1	4	30.1	24	18	18	9	40	4	0	5	111.216	2	8	0	1	0	
Andrew Karp.....	6.91	1	1	9	2	0	0	1	0	14.1	19	13	11	6	8	4	0	2	62.306	2	2	0	0	0	
Ronnie Ramirez.....	13.50	0	0	2	0	0	0	0	0	2.0	4	4	3	1	2	1	0	0	10.400	0	0	0	0	0	
Taylor Blatch.....	27.00	0	0	1	0	0	0	0	0	0.2	2	2	2	2	2	2	2	0	4.500	1	1	0	0	0	
Totals.....	3.69	41	22	63	63	1	3	2	8	568.0	517	293	233	225	513	113	10	47	2143	241	41	64	2	16	24
Opponents.....	6.21	22	41	63	63	0	4	4	10	549.2	635	460	379	332	439	142	12	57	2159	.294	72	92	9	36	26



Florida State Seminoles

Florida State (1954-1991)

Year	Coach	W	L	T	Pct.	Post-Season
1954	Ralph Matherly	13	8	0	.619	
1955	Danny Litwhiler	17	6	1	.729	
1956	Danny Litwhiler	25	7	0	.781	1-2
1957	Danny Litwhiler	22	9	0	.710	*3-3
1958	Danny Litwhiler	20	7	0	.741	1-2
1959	Danny Litwhiler	22	11	0	.667	2-2
1960	Danny Litwhiler	13	9	0	.591	
1961	Danny Litwhiler	21	7	0	.750	1-2
1962	Danny Litwhiler	23	14	0	.622	*6-3
1963	Danny Litwhiler	27	13	0	.675	*4-3
1964	Fred Hatfield	23	13	0	.639	
1965	Fred Hatfield	32	11	1	.739	*5-3
1966	Fred Hatfield	39	13	0	.750	3-2
1967	Fred Hatfield	30	14	0	.682	1-2
1968	Fred Hatfield	35	6	0	.854	3-2
1969	Jack Stallings	39	12	1	.760	
1970	Jack Stallings	49	9	1	.839	*7-2
1971	Jack Stallings	41	16	0	.719	
1972	Jack Stallings	44	24	0	.647	1-2
1973	Jack Stallings	38	21	0	.644	
1974	Jack Stallings	37	25	0	.597	
1975	Woody Woodward	49	10	0	.831	*3-2
1976	Woody Woodward	40	16	0	.714	1-2
1977	Woody Woodward	37	13	0	.740	
1978	Woody Woodward	44	18	0	.710	0-2
1979	Dick Howser	43	17	1	.713	0-2
1980	Mike Martin	51	12	0	.810	*3-2
1981	Mike Martin	56	23	0	.709	2-2
1982	Mike Martin	56	17	1	.764	1-2
1983	Mike Martin	55	18	1	.750	1-2
1984	Mike Martin	55	29	0	.655	0-2
1985	Mike Martin	59	23	0	.720	2-2
1986	Mike Martin	61	13	0	.824	*7-2
1987	Mike Martin	55	18	0	.753	*5-3
1988	Mike Martin	50	18	1	.732	2-2
1989	Mike Martin	54	18	0	.750	*6-2
1990	Mike Martin	57	15	0	.792	4-2
1991	Mike Martin	57	14	0	.803	*4-2

Florida State in the ACC (1992-2016)

Year	Overall	ACC	Finish	ACC Trn.	Post-Season
1992	49-21-0	16-7-0	2nd	3-2	*6-3
1993	46-19-0	14-9-0	3rd	3-2	2-2
1994	53-22-0	14-9-0	4th	4-2	*5-2
1995	53-16-0	16-7-0	2nd	5-1	*5-2
1996	52-17-0	19-5-0	1st	4-2	*5-2
1997	50-17-0	18-6-0	2nd	5-0	4-2
1998	53-20-0	18-4-0	1st	4-2	*4-2
1999	57-14-0	22-2-0	1st	2-2	*9-2
2000	53-19-0	15-9-0	3rd	2-2	*8-4
2001	47-19-0	20-4-0	1st	3-2	4-2
2002	60-14-0	18-6-0	1st	5-0	4-2
2003	54-13-1	19-5-0	1st	3-2	4-3
2004	45-23-0	16-8-0	3rd	5-1	3-3
2005	53-20-0	19-11-0	4th	2-2	3-2
2006	44-21-0	16-13-0	T2nd-A	3-2	2-2
2007	45-13-0	21-6-0	1st-A	1-2	2-2
2008	54-14-0	24-6-0	1st-A	2-1	*6-4
2009	45-18-1	19-9-0	1st-A	2-2	3-2
2010	48-20-0	18-12-0	T1st-A	3-1	*6-3
2011	46-19-0	19-11-0	1st-A	2-2	4-2
2012	50-17-0	24-6-0	1st-A	0-3	*7-2
2013	47-17-0	20-10-0	1st-A	0-3	3-2
2014	43-17-0	21-9-0	1st-A	2-1	0-2
2015	44-21-0	17-13-0	T2nd-A	4-0	3-2
2016	41-22-0	16-10-0	2nd-A	3-1	4-2

* denotes competed in College World Series

Florida State Coaching Records

Career Records

Coach	Years	Seasons	W	L	T	Pct.
Charlie Armstrong	4	1948-1951	49	29	0	.628
Ralph Matherly	3	1952-1954	43	22	1	.659
Danny Litwhiler	9	1955-1963	189	83	0	.695
Fred Hatfield	5	1964-1968	161	57	1	.737
Jack Stallings	6	1969-1974	248	107	2	.697
Woody Woodward	4	1975-1978	170	57	0	.749
Dick Howser	1	1979	43	17	1	.713
Mike Martin	37	1980-2016	1898	671	4	.739

ACC Games Only

Coach	Years	Seasons	W	L	T	Pct.
Mike Martin	25	1992-2016	459	197	0	.700

ACC Tournament

Coach	Years	Seasons	W	L	T	Pct.
Mike Martin	25	1992-2016	72	40	0	.643

NCAA Tournament

Coach	Years	Seasons	W	L	T	Pct.
Danny Litwhiler	7	1956-1959, 1961-1963	18	17	0	.514
Fred Hatfield	4	1965-1968	12	9	0	.571
Jack Stallings	2	1970, 1972	8	4	0	.667
Woody Woodward	3	1975-1976, 1978	4	6	0	.400
Dick Howser	1	1979	0	2	0	.000
Mike Martin	37	1980-2016	142	83	0	.631



Georgia Tech Yellow Jackets

Georgia Tech Quick Facts

Location	Atlanta, Georgia
Founded	1885
Enrollment	25,000
Nickname	Yellow Jackets, Rambling Wreck
Colors	Old Gold & White
President	G.P. "Bud" Peterson
Director of Athletics	Todd Stansbury
Stadium	Russ Chandler Stadium (4,157)
Athletic Website	ramblinwreck.com

Coaching Staff

Head Coach	Danny Hall (Miami-Ohio '77)
Assistants	Bryan Prince, Jason Howell, Mike Nickeas

About the Yellow Jackets

2016 Overall Record	38-25
2016 Conference Record	13-16 (4th, Coastal)
Lettermen Returning/Lost	23/10
Starters Returning/Lost	7/3
Starting Pitchers Returning/Lost	4/2
ACC Divisional Titles	1
ACC Titles	9
ACC Championship Record	78-59
NCAA Tournament Appearances	31
NCAA Tournament Record	71-63
First-Team All-Americans	44
ACC Player of the Year	4
ACC Pitcher of the Year	1
ACC Freshman of the Year	5
ACC Coach of the Year	6
All-ACC First Team	76



DANNY HALL
Miami (Ohio) '77

GEORGIA TECH RECORD
961-477-1 (23 YEARS)

CAREER RECORD
1,169-594-1 (29 YEARS)

ACC RECORD
369-247-1 (23 YEARS)

2017 Schedule

Feb 17	BYU	4 p.m.
Feb 18	Marshall	2 p.m.
Feb 19	Western Michigan	12 p.m.
Feb 21	at Georgia Southern	6 p.m.
Feb 24	Youngstown State	4 p.m.
Feb 25	Youngstown State	2 p.m.
Feb 26	Youngstown State	1 p.m.
Feb 28	Georgia State	4 p.m.
Mar 1	Kennesaw State	6 p.m.
Mar 3	Belmont	4 p.m.
Mar 4	Belmont	2 p.m.
Mar 5	Belmont	1 p.m.
Mar 7	at Kennesaw State	5 p.m.
Mar 10	at Miami *	7 p.m.
Mar 11	at Miami *	7 p.m.
Mar 12	at Miami *	1 p.m.
Mar 14	Oklahoma	6 p.m.
Mar 17	North Carolina *	6 p.m.
Mar 18	North Carolina *	1 p.m.
Mar 19	North Carolina *	1 p.m.
Mar 21	Auburn	6 p.m.
Mar 24	at Wake Forest *	6 p.m.
Mar 25	at Wake Forest *	4 p.m.
Mar 26	at Wake Forest *	1 p.m.
Mar 28	at Mercer	6 p.m.
Mar 31	Clemson *	6 p.m.
Apr 1	Clemson *	4 p.m.
Apr 2	Clemson *	1 p.m.
Apr 4	at Auburn	7 p.m.
Apr 7	at Notre Dame *	6 p.m.
Apr 8	at Notre Dame *	4 p.m.
Apr 9	at Notre Dame *	1 p.m.
Apr 11	at Georgia	7 p.m.
Apr 13	Louisville *	6 p.m.
Apr 14	Louisville *	6 p.m.
Apr 15	Louisville *	1 p.m.
Apr 18	Mercer	6 p.m.
Apr 19	at Georgia State	6 p.m.
Apr 21	at Virginia Tech *	5:30 p.m.
Apr 22	at Virginia Tech *	1 p.m.
Apr 23	at Virginia Tech *	1 p.m.
Apr 25	Georgia	7 p.m.
Apr 28	at UIC	TBA
Apr 29	at UIC	TBA
Apr 29	at UIC	TBA
May 6	Pitt *	6 p.m.
May 7	Pitt *	6 p.m.
May 8	Pitt *	7 p.m.
May 9	vs. Georgia	7 p.m.
May 12	at Duke *	6 p.m.
May 13	at Duke *	1 p.m.
May 14	at Duke *	1 p.m.
May 16	Georgia Southern	6 p.m.
May 18	Virginia *	6 p.m.
May 19	Virginia *	6 p.m.
May 20	Virginia *	1 p.m.

2017 Georgia Tech Roster

#	Name	Pos	B/T	Ht	Wt	Cl	Hometown
1	Xzavion Curry	P/SS	R/R	5-11	185	Fr.	Atlanta, Ga.
2	Carter Hall	MIF	R/R	6-0	182	So.	Alpharetta, Ga.
3	Wade Bailey	MIF	R/R	5-9	182	Jr.	Villa Rica, Ga.
4	Zac Ryan	P	R/R	6-1	205	Sr.	Valparaiso, Ind.
5	Keenan Innis	OF	L/R	6-0	187	Sr.	Cumming, Ga.
6	Ryan Peurifoy	OF	R/R	6-2	198	Sr.	Peachtree City, Ga.
7	Parker McCoy	MIF	L/R	5-11	166	Fr.	Marietta, Ga.
8	Jonathan Hughes	P	R/R	6-2	195	R-Fr.	Flowery Branch, Ga.
9	Joey Bart	C	R/R	6-3	225	So.	Buford, Ga.
10	Chase Murray	OF	L/R	6-0	180	Fr.	Cincinnati, Ohio
11	Tristin English	P/DH	R/R	6-3	215	So.	Williamson, Ga.
13	Ben Schniederjans	P	R/R	6-2	184	R-Jr.	Powder Springs, Ga.
14	Austin Wilhite	UTL	R/R	5-9	155	Fr.	Buford, Ga.
15	Kyle McCann	C	L/R	6-2	195	Fr.	Suwanee, Ga.
16	Coleman Poje	OF	R/R	6-2	213	R-Sr.	Atlanta, Ga.
21	Brandt Stallings	OF	R/R	6-4	222	So.	Buford, Ga.
22	Trevor Craport	UTL	R/R	5-11	203	Jr.	Norcross, Ga.
23	Ben Parr	P	L/L	6-4	193	Sr.	Social Circle, Ga.
24	Jake Lee	P	R/R	5-11	175	So.	Brooks, Ga.
25	Kel Johnson	OF	R/R	6-4	211	Jr.	Palmetto, Ga.
26	Paxton Rigby	INF/OF	L/R	6-3	194	Fr.	Altamonte Springs, Fla.
27	Patrick Wiseman	P/INF	L/R	6-5	230	Jr.	Roswell, Ga.
28	Jared Datoc	P	R/R	5-8	210	Jr.	Atlanta, Ga.
29	Bailey Combs	P	R/R	5-11	190	So.	Smyrna, Ga.
30	Brenton Sanders	INF/C	L/R	5-10	215	Fr.	Tuscaloosa, Ala.
31	Nick Wilhite	P/OF	L/L	5-9	158	Fr.	Buford, Ga.
32	Will Galloway	C	R/R	6-1	204	So.	Marietta, Ga.
35	Garrett Gooden	P	R/R	6-5	210	Fr.	Decatur, Ga.
36	Jay Shadday	P	L/L	6-0	200	Fr.	Rome, Ga.
37	Keyton Gibson	P	R/R	6-2	218	So.	Buford, Ga.
38	Robert Winborne	P	R/R	6-2	184	So.	Atlanta, Ga.
39	Jonathan King	P	L/L	5-11	203	R-Sr.	Murfreesboro, Tenn.
40	Micah Carpenter	P	R/R	5-11	187	So.	Jefferson, Ga.
41	Burton Dulaney	P	R/R	6-0	185	So.	Rome, Ga.
42	Connor Thomas	P	L/L	5-11	153	Fr.	Omega, Ga.
45	Andy Archer	P	R/R	6-4	185	Fr.	Duluth, Ga.




Georgia Tech Yellow Jackets

2016 Results

Feb 19	Purdue	W, 5-2
Feb 20	Western Michigan	W, 13-0
Feb 21	VCU	W, 9-1
Feb 24	at Georgia Southern	W, 6-5 (16)
Feb 26	UMBC	W, 4-1
Feb 27	UMBC	W, 9-2
Feb 28	UMBC	W, 6-1
Mar 1	Georgia State	W, 11-6
Mar 4	Western Carolina	W, 5-4
Mar 5	Western Carolina	W, 14-3
Mar 6	Western Carolina	W, 4-3
Mar 8	at Auburn	W, 4-1
Mar 11	at Florida State *	L, 2-8
Mar 12	at Florida State *	L, 9-14
Mar 13	at Florida State *	L, 3-8
Mar 15	Auburn	L, 3-14
Mar 18	Virginia Tech *	W, 14-4
Mar 19	Virginia Tech *	W, 8-3
Mar 20	Virginia Tech *	W, 16-8
Mar 22	at Kennesaw State	W, 13-2
Mar 24	at North Carolina *	W, 3-2
Mar 25	at North Carolina *	L, 0-8
Mar 26	at North Carolina *	W, 6-0
Mar 30	Georgia Southern	W, 6-1
Apr 1	Duke *	W, 3-2
Apr 2	Duke *	L, 13-14 (10)
Apr 3	Duke *	L, 4-10
Apr 5	at Mercer	W, 6-5
Apr 6	Kennesaw State	W, 4-2
Apr 8	at Pitt *	W, 6-3
Apr 9	at Pitt *	Canceled
Apr 10	at Pitt *	L, 6-13
Apr 12	Georgia	L, 1-3
Apr 15	NC State *	L, 3-8
Apr 16	NC State *	L, 6-15
Apr 17	NC State *	W, 16-7
Apr 19	Mercer	L, 8-9
Apr 20	at Georgia State	W, 11-5
Apr 22	at Clemson *	L, 7-8 (10)
Apr 23	at Clemson *	W, 16-1
Apr 24	at Clemson *	W, 7-5
Apr 26	at Georgia	L, 5-13
Apr 29	Coastal Carolina	W, 9-1
Apr 30	Coastal Carolina	W, 9-8
May 1	Coastal Carolina	W, 4-2 (7)
May 7	Miami *	W, 12-1
May 8	Miami *	L, 2-12
May 9	Miami *	L, 6-17
May 10	Savannah State	W, 21-3
May 13	at Virginia *	L, 3-6
May 14	at Virginia *	L, 4-9
May 15	at Virginia *	W, 5-4
May 17	vs. Georgia	W, 6-3 (10)
May 19	Boston College *	W, 6-3
May 20	Boston College *	L, 3-8
May 21	Boston College *	L, 6-7
May 24	vs. Boston College %	W, 6-3
May 25	vs. Miami *	L, 0-4
May 26	vs. Florida State %	L, 1-6
May 27	vs. NC State %	L, 5-7 (12)
Jun 3	vs. UConn #	L, 6-7
Jun 4	vs. Bethune-Cookman #	W, 12-3
Jun 5	vs. UConn #	W, 7-5
Jun 5	at Florida #	L, 1-10

% ACC Championship
NCAA Regional



KEL JOHNSON
OF • Junior • Palmetto, Ga.



TREVOR CRAPORT
UTL • Junior • Norcross, Ga.

2016 Georgia Tech Stats (38-25, 13-16, 4th ACC Coastal)

Player	AVG	GP	GS	AB	R	H	2B	3B	HR	RBI	TBSLG%	BB	HBP	SO	GDP	OB%	SF	SH	SB	ATT	PO	A	E	FLD%
Matt Gonzalez	.378	59	59	246	52	93	16	0	11	54	142.577	18	3	39	6.419	5	5	10	16	95	37	7	.950	
Trevor Craport	.352	56	56	199	40	70	15	1	7	31	108.543	17	5	17	5.414	1	9	4	5	21	90	10	.917	
Connor Justus	.324	63	63	247	62	80	16	3	6	37	120.486	41	12	38	0.442	1	4	9	12	86	203	14	.954	
Kel Johnson	.319	61	61	248	45	79	16	2	11	54	132.532	19	1	71	8.367	2	0	2	2	67	2	3	.958	
Tristin English	.315	60	58	222	35	70	21	0	5	44	106.477	8	7	22	8.351	5	2	0	0	450	38	6	.988	
Wade Bailey	.310	59	59	255	52	79	13	0	4	25	104.408	22	4	25	4.371	2	9	8	9	99	195	14	.955	
Ryan Peurifoy	.237	61	54	198	26	47	10	0	3	24	66.333	10	1	48	3.276	1	4	2	3	146	6	5	.968	
Patrick Wiseman	1.000	1	0	2	0	2	0	0	0	0	21.000	0	0	0	0.000	0	0	0	0	2	1	0	1.000	
Joey Bart	.299	43	42	157	24	47	10	0	1	31	60.382	8	6	34	2.351	3	0	0	1	203	25	2	.991	
Brandt Stallings	.299	47	36	144	26	43	9	2	7	33	77.535	14	1	41	1.360	2	0	4	4	49	2	1	.981	
Carter Hall	.294	21	13	51	11	15	4	0	1	5	22.431	9	0	11	0.400	0	1	3	4	25	10	0	1.000	
Grant Wruble	.273	24	4	33	5	9	1	0	1	11	13.394	2	0	7	0.314	0	0	0	0	12	0	1	.923	
Arden Pabst	.248	41	38	137	22	34	5	0	4	19	51.372	10	2	33	1.305	2	2	1	3	245	32	1	.996	
Brandon Gold	.244	17	12	41	12	10	2	0	2	8	18.439	11	3	12	2.436	0	1	0	1	117	23	1	.993	
Coleman Poje	.214	24	4	28	6	6	0	0	2	10	12.429	5	0	12	1.314	2	0	1	1	26	0	0	1.000	
Keenan Innis	.200	32	8	50	10	10	1	0	0	2	11.220	11	0	11	4.339	1	0	2	3	26	0	2	.929	
Will Galloway	.000	2	0	2	1	0	0	0	0	0	0.000	0	1	1	0.333	0	0	0	0	0	1	0	1.000	
Jonathan King	.000	1	0	2	0	0	0	0	0	0	0.000	0	0	0	1.000	0	0	0	0	2	0	0	1.000	
Ben Parr	.000	1	0	0	0	0	0	0	0	0	0.000	0	0	0	0.000	0	0	0	0	6	8	1	.933	
Totals	.307	63	63	2262	429	694	139	8	65	388	1044.462	205	46	422	46.372	27	37	46	64	1705	732	76	.970	
Opponents	.276	63	63	2173	350	600	98	9	51	319	869.400	269	57	446	62.369	13	41	24	47	1668	664	75	.969	

Player	ERA	W	L	APP	GS	CG	SHO	CBO	SV	IP	H	R	ER	BB	SO	2B	3B	HR	AB	B/Avg	WP	HBP	BK	SFA	SHA
Brandon Gold	2.48	9	3	16	16	0	0	1	0	105.1	109	43	29	31	81	21	0	8	401	.272	6	7	0	0	4
Jonathan King	0.00	1	0	2	2	0	0	1	0	5.0	4	0	0	3	2	0	0	0	17	.235	1	1	0	0	0
Matthew Gorst	0.55	2	1	28	0	0	0	1	12	49.0	30	5	3	13	55	7	0	0	172	.174	5	3	0	0	5
Bailey Combs	0.64	0	0	11	0	0	0	0	0	14.0	5	1	1	10	14	0	0	1	43	.116	2	0	0	0	1
Jonathan Hughes	2.45	3	1	5	5	0	0	0	0	25.2	23	9	7	7	14	3	1	0	94	.245	3	5	0	1	2
Ben Parr	4.18	7	1	25	3	0	0	0	0	60.1	50	30	28	25	46	8	1	5	220	.227	0	6	2	1	6
Keyton Gibson	4.40	3	2	20	4	0	0	1	0	43.0	44	23	21	31	27	6	0	2	159	.277	6	5	1	1	2
Jared Dato	4.70	0	0	9	0	0	0	0	0	7.2	10	7	4	5	7	0	0	1	32	.313	0	0	0	0	1
Burton Dulaney	5.72	2	5	24	3	0	0	1	3	45.2	48	37	29	19	37	6	1	5	176	.273	4	6	2	1	4
Cole Pitts	6.56	3	4	17	14	0	0	0	0	60.1	70	46	44	32	54	11	2	14	234	.299	2	4	0	4	3
Jake Lee	6.80	3	3	19	7	0	0	1	1	45.0	64	38	34	15	26	12	1	4	188	.340	1	6	0	0	3
Robert Winborne	7.20	0	0	10	0	0	0	1	0	10.0	16	9	8	6	6	3	0	1	44	.364	0	1	1	0	0
Zac Ryan	7.29	3	4	18	8	0	0	1	1	42.0	54	37	34	16	24	10	1	6	167	.323	6	6	1	2	5
Micah Carpenter	7.52	2	0	21	1	0	0	0	0	26.1	36	26	22	20	25	9	1	3	109	.330	3	0	0	1	3
Bobby Gauvreau	8.35	0	0	18	0	0	0	1	0	18.1	25	20	17	15	14	2	0	1	76	.329	4	2	0	2	2
Tanner Shelton	14.40	0	1	8	0	0	0	0	0	5.0	4	8	8	10	8	0	0	0	17	.235	1	2	0	0	0
Joe Wiseman	16.20	0	0	4	0	0	0	0	0	3.1	6	6	6	3	3	0	1	0	16	.375	0	1	1	0	0
Patrick Wiseman	19.29	0	0	5	0	0	0	0	0	2.1	2	5	5	8	3	0	0	0	8	.250	3	2	0	0	0
Totals	4.73	38	25	63	63	0	3	17	568.1	600	350	299	269	446	98	9	51	2173	.276	47	57	8	13	41	
Opponents	6.01	25	38	63	63	3	2	6	556.0	694	429	371	205	422	139	8	65	2262	.307	45	46	10	27	37	



Georgia Tech Yellow Jackets

Georgia Tech (1954-1979)

Year	Coach	W	L	T	Pct.	Post-Season
1954	Joe Pittard	9	13	1	.413	
1955	Joe Pittard	15	9	0	.625	
1956	Joe Pittard	11	12	0	.478	
1957	Joe Pittard	18	8	1	.685	
1958	Joe Pittard	7	17	0	.292	
1959	Joe Pittard	17	9	2	.643	1-2
1960	Joe Pittard	14	11	0	.560	
1961	Joe Pittard	6	16	2	.292	
1962	Jim Luck	8	16	0	.333	
1963	Jim Luck	9	18	0	.333	
1964	Jim Luck	9	15	0	.375	
1965	Jim Luck	20	8	2	.700	
1966	Jim Luck	14	16	0	.467	
1967	Jim Luck	21	11	0	.656	
1968	Jim Luck	21	13	0	.618	
1969	Jim Luck	16	12	0	.571	
1970	Jim Luck	17	7	1	.700	
1971	Jim Luck	31	6	0	.838	3-2
1972	Jim Luck	21	10	0	.677	
1973	Jim Luck	20	6	2	.750	
1974	Jim Luck	20	17	0	.541	
1975	Jim Luck	12	17	0	.414	
1976	Jim Luck	12	22	0	.353	
1977	Jim Luck	18	12	0	.600	
1978	Jim Luck	14	15	0	.483	
1979	Jim Luck	15	16	0	.484	

Georgia Tech in the ACC

Year	Overall	ACC	Finish	ACC Trn.	Post-Season
1980	8-19-0	3-10-0	7th	0-1	
1981	14-24-0	1-13-0	8th	1-2	
1982	29-20-0	6-8-0	5th	1-2	
1983	38-15-0	6-8-0	5th	0-2	
1984	36-19-0	5-7-0	5th	3-2	
1985	42-19-1	6-7-1	5th	5-0	3-2
1986	45-23-0	10-4-0	2nd	5-0	3-2
1987	51-14-0	17-4-0	1st	4-1	0-2
1988	45-24-0	12-8-0	3rd	4-1	2-2
1989	38-26-0	13-6-0	3rd	1-2	1-2
1990	46-25-0	9-9-0	5th	1-2	0-2
1991	42-26-0	12-8-0	2nd	3-2	2-2
1992	45-19-0	14-9-0	4th	2-2	2-2
1993	47-14-0	16-6-0	1st	1-2	2-2
1994	50-17-0	16-8-0	T2nd	2-2	*7-2
1995	38-22-0	16-8-0	3rd	1-2	0-2
1996	40-24-0	13-11-0	T4th	2-2	3-2
1997	46-15-0	19-4-0	1st	1-2	2-2
1998	41-22-0	14-9-0	T2nd	1-2	3-2
1999	38-20-0	12-12-0	5th	1-2	
2000	50-16-0	18-6-0	1st	5-0	3-2
2001	41-20-0	13-11-0	4th	2-2	0-2
2002	52-16-0	14-9-0	5th	2-2	*6-2
2003	44-18-0	17-7-0	2nd	5-1	0-2
2004	44-21-0	18-6-0	1st	3-2	3-2
2005	45-19-0	22-8-0	1st	4-0	3-3
2006	50-18-0	19-11-0	3rd-C	3-2	*5-2
2007	32-25-0	15-14-0	4th-C	1-2	
2008	41-21-0	16-14-0	3rd-C	1-2	2-2
2009	38-19-1	17-10-1	2nd-C	1-2	3-2
2010	47-15-0	21-9-0	2nd-C	1-2	2-2
2011	42-21-0	22-8-0	T1st-C	1-2	2-2
2012	38-26-0	12-18-0	4th-C	4-0	2-2
2013	37-27-0	15-15-0	4th-C	1-2	3-2
2014	37-27-0	14-16-0	5th-C	4-1	1-2
2015	32-23-0	13-17-0	5th-C	0-1	
2016	38-25-0	13-16-0	4th-C	1-3	2-2

* denotes competed in College World Series

Georgia Tech Coaching Records

Career Records

Coach	Years	Seasons	W	L	T	Pct.
Todd	2	1900-1901	12	9	0	.571
Sammy Strang	1	1902	5	8	0	.385
Irving	1	1903	9	9	0	.500
John Heisman	14	1904-1917	163	97	5	.625
Joe Bean	3	1918-1920	35	18	0	.660
Kid Clay	11	1921-1931	147	99	5	.582
Bobby Dodd	7	1932-1935, 1937-1939	43	64	2	.404
Roy Mundorf	4	1940-1943	26	36	1	.421
Joe Pittard	16	1946-1961	169	173	7	.494
Jim Luck	20	1962-1981	320	280	5	.533
Jim Morris	12	1982-1993	504	244	1	.674
Danny Hall	23	1994-2016	961	477	1	.669

ACC Games Only

Coach	Years	Seasons	W	L	T	Pct.
Jim Luck	2	1980-1981	4	23	0	.148
Jim Morris	12	1982-1993	126	84	1	.600
Danny Hall	23	1994-2016	369	247	1	.599

ACC Tournament

Coach	Years	Seasons	W	L	T	Pct.
Jim Luck	2	1980-1981	1	3	0	.250
Jim Morris	12	1982-1993	30	18	0	.625
Danny Hall	23	1994-2016	47	38	0	.553

NCAA Tournament

Coach	Years	Seasons	W	L	T	Pct.
Joe Pittard	1	1959	1	2	0	.333
Jim Luck	1	1971	3	2	0	.600
Jim Morris	9	1985-93	15	18	0	.455
Danny Hall	20	1994-98, 2000-06, 2008-14, 2016	52	41	0	.559



Louisville Cardinals

Louisville Quick Facts

Location	Louisville, Kentucky
Founded	1798
Enrollment	22,000
Nickname	Cardinals
Colors	Red & Black
Interim President	Greg Postel
Director of Athletics	Tom Jurich
Stadium	Jim Patterson Stadium (4,000)
Athletic Website	gocards.com

Coaching Staff

Head Coach	Dan McDonnell (The Citadel '92)
Assistants	Roger Williams, Eric Snider, Adam Vrable

About the Cardinals

2016 Overall Record	50-14
2016 Conference Record	22-8 (1st, Atlantic)
Lettermen Returning/Lost	19/11
Starters Returning/Lost	4/5
Pitchers Returning/Lost	8/6
ACC Divisional Titles	2
ACC Titles	0
ACC Championship Record	2-4
NCAA Tournament Appearances	10
NCAA Tournament Record	31-23
First-Team All-Americans	12
ACC Player of the Year	0
ACC Pitcher of the Year	1
ACC Freshman of the Year	1
ACC Coach of the Year	2
All-ACC First Team	10



DAN McDONNELL
The Citadel '92

LOUISVILLE RECORD
456-191 (10 YEARS)

CAREER RECORD
456-191 (10 YEARS)

ACC RECORD
47-13 (2 YEARS)

2017 Schedule

Feb 17	vs. Alabama State	3 p.m.
Feb 18	vs. Maryland	6 p.m.
Feb 19	vs. Ball State	1 p.m.
Feb 22	Eastern Kentucky	3 p.m.
Feb 24	Nebraska-Omaha	3 p.m.
Feb 25	Nebraska-Omaha	1 p.m.
Feb 26	Nebraska-Omaha	12 p.m.
Mar 1	Morehead State	3 p.m.
Mar 3	Eastern Michigan	3 p.m.
Mar 4	Eastern Michigan	12 p.m.
Mar 5	Eastern Michigan	1 p.m.
Mar 7	at Eastern Kentucky	4 p.m.
Mar 8	Fort Wayne	3 p.m.
Mar 10	Pitt *	6 p.m.
Mar 11	Pitt *	1 p.m.
Mar 12	Pitt *	1 p.m.
Mar 15	Xavier	12 p.m.
Mar 17	Boston College *	6 p.m.
Mar 18	Boston College *	1 p.m.
Mar 19	Boston College *	1 p.m.
Mar 21	at Cincinnati	6 p.m.
Mar 24	at NC State *	6:30 p.m.
Mar 25	at NC State *	6:30 p.m.
Mar 26	at NC State *	1 p.m.
Mar 28	Western Kentucky	6 p.m.
Mar 31	at Virginia *	6 p.m.
Apr 1	at Virginia *	4 p.m.
Apr 2	at Virginia *	1 p.m.
Apr 4	Kentucky	6 p.m.
Apr 7	Wake Forest *	6 p.m.
Apr 8	Wake Forest *	1 p.m.
Apr 9	Wake Forest *	1 p.m.
Apr 11	Purdue	6 p.m.
Apr 13	at Georgia Tech *	6 p.m.
Apr 14	at Georgia Tech *	6 p.m.
Apr 15	at Georgia Tech *	1 p.m.
Apr 18	at Kentucky	7 p.m.
Apr 21	Duke *	6 p.m.
Apr 22	Duke *	1 p.m.
Apr 23	Duke *	1 p.m.
Apr 26	Northern Kentucky	6 p.m.
Apr 28	Toledo	6 p.m.
Apr 29	Toledo	1 p.m.
Apr 30	Toledo	1 p.m.
May 2	Miami (Ohio)	6 p.m.
May 5	at Notre Dame *	6:05 p.m.
May 6	at Notre Dame *	4:05 p.m.
May 7	at Notre Dame *	1:05 p.m.
May 9	Vanderbilt	6 p.m.
May 12	at Clemson *	6:30 p.m.
May 13	at Clemson *	4 p.m.
May 14	at Clemson *	12 p.m.
May 16	at Indiana	6:05 p.m.
May 18	Florida State *	6 p.m.
May 19	Florida State *	6 p.m.
May 20	Florida State *	7:30 p.m.

2017 Louisville Roster

#	Name	Pos	B/T	Ht	Wt	Cl	Hometown
2	Tyler Fitzgerald	INF	R/R	6-3	197	Fr.	Rochester, Ill.
4	Adam Elliott	OF/LHP	L/L	6-0	185	Fr.	Louisville, Ky.
5	Shay Smiddy	RHP	R/R	6-5	212	Fr.	Defiance, Ohio
6	Chandler Dale	RHP	R/R	6-3	200	Jr.	Jeffersonville, Ind.
7	Devin Mann	INF	R/R	6-3	210	So.	Columbus, Ind.
8	Nick Bennett	LHP	L/L	6-4	219	Fr.	Cincinnati, Ohio
9	Danny Oriente	OF	R/R	5-11	194	Fr.	Downers Grove, Ill.
10	Drew Ellis	3B/1B	R/R	6-3	210	Jr.	Jeffersonville, Ind.
11	Zeke Pinkham	C	L/R	6-0	190	So.	Elizabethtown, Ky.
13	Sam Bordner	RHP	R/R	6-6	240	So.	Baltimore, Ohio
15	Lincoln Henzman	RHP	R/R	6-2	205	Jr.	Lexington, Ky.
16	Justin Lavey	3B	R/R	6-1	207	Fr.	Kenosha, Wis.
17	Ethan Stringer	OF	R/R	6-0	195	Fr.	Covington, Ky.
18	Pat Rumoro	C	R/R	5-10	190	So.	Oak Park, Ill.
19	Kade McClure	RHP	R/R	6-7	230	Jr.	Mentor, Ohio
20	Jake Snider	INF	L/R	6-0	185	Fr.	Champaign, Ill.
22	Noah Burkholder	RHP	R/R	6-6	219	So.	Crown Point, Ind.
24	Logan Taylor	OF	R/R	5-9	175	Sr.	Lexington, Ky.
25	Josh Stowers	OF	R/R	6-0	208	So.	Westchester, Ill.
27	Bryan Hoeing	RHP	R/R	6-6	228	So.	Batesville, Ind.
29	Devin Hairston	SS	R/R	5-8	175	Jr.	Lexington, Ky.
30	Austin Dickey	RHP	R/R	6-3	195	Fr.	Jeffersonville, Ind.
31	Adam Wolf	LHP	L/L	6-6	229	So.	Milan, Ohio
32	Riley Thompson	RHP	L/R	6-3	206	So.	Louisville, Ky.
33	Ryan Summers	OF	R/R	6-2	200	Sr.	Westfield, Mass.
34	Michael Bollmer	1B	L/R	6-3	215	Sr.	Lexington, Ky.
35	Colin Lyman	OF	L/R	6-1	175	Sr.	Algonquin, Ill.
38	Brendan McKay	LHP/1B	L/L	6-2	220	Jr.	Darlington, Pa.
39	Shane Hummel	RHP	R/R	6-0	190	Sr.	Olathe, Kan.
40	Rabon Martin	LHP	L/L	6-0	184	Jr.	Dallas, Ga.
41	Michael McAvene	RHP	R/R	6-3	207	Fr.	Camby, Ind.
42	Colby Fitch	C	L/R	5-11	205	Jr.	Rocheport, Mo.
43	Logan Wyatt	INF	L/R	6-4	217	Fr.	Louisville, Ky.
44	Jake Sparger	RHP	R/R	6-5	200	Sr.	Eau Claire, Wis.



Louisville Cardinals

2016 Results

Feb 19	SIU Edwardsville	W, 21-4
Feb 20	SIU Edwardsville	W, 12-0
Feb 21	SIU Edwardsville	W, 10-1
Feb 23	Eastern Kentucky	W, 14-2
Feb 26	at Ole Miss	L, 5-6
Feb 27	at Ole Miss	W, 4-0
Feb 28	at Ole Miss	L, 2-4
Mar 1	Morehead State	W, 9-5
Mar 4	Princeton	W, 4-2
Mar 5	Princeton	W, 9-1
Mar 6	Princeton	W, 11-0
Mar 8	Longwood	W, 10-1
Mar 11	Notre Dame *	W, 4-3 (11)
Mar 11	Notre Dame *	W, 8-2
Mar 12	Notre Dame *	W, 1-0
Mar 15	Xavier	W, 11-1
Mar 16	Wright State	W, 9-1
Mar 18	at Miami *	L, 4-8
Mar 19	at Miami *	L, 3-6
Mar 20	at Miami *	W, 4-3
Mar 23	at Purdue	W, 9-4
Mar 25	Virginia *	L, 3-6
Mar 26	Virginia *	W, 11-4
Mar 27	Virginia *	W, 15-0
Mar 29	at Western Kentucky	W, 17-0
Apr 2	Virginia Tech *	W, 8-4
Apr 3	Virginia Tech *	W, 13-0
Apr 4	Virginia Tech *	W, 9-3
Apr 8	at Florida State *	L, 7-12
Apr 9	at Florida State *	W, 7-1
Apr 10	at Florida State *	L, 5-16
Apr 12	Western Kentucky	W, 14-2
Apr 13	at Kentucky	W, 9-6
Apr 15	Clemson *	W, 15-2
Apr 16	Clemson *	W, 7-2
Apr 17	Clemson *	W, 9-8
Apr 19	Kentucky	W, 7-6
Apr 22	at Boston College *	L, 1-6
Apr 23	at Boston College *	L, 1-2
Apr 24	at Boston College *	W, 6-2
Apr 27	Florida International	W, 7-0
Apr 29	St. John's	W, 8-4
Apr 29	St. John's	W, 6-5
Apr 30	St. John's	W, 4-0
May 3	Cincinnati	W, 7-1
May 6	at North Carolina *	W, 6-0
May 7	at North Carolina *	L, 2-3 (10)
May 8	at North Carolina *	W, 10-6
May 10	at Vanderbilt	W, 8-5
May 13	NC State *	W, 2-0
May 14	NC State *	W, 4-2
May 15	NC State *	W, 6-1
May 17	Indiana	W, 9-2
May 19	at Wake Forest *	W, 3-1
May 20	at Wake Forest *	W, 9-2
May 21	at Wake Forest *	W, 9-4
May 25	vs. Wake Forest %	W, 9-5
May 27	vs. Clemson %	L, 3-5
May 28	vs. Virginia %	L, 2-7
Jun 3	Western Michigan #	W, 6-1
Jun 4	Ohio State #	W, 15-3
Jun 5	Wright State #	W, 3-1
Jun 11	UC Santa Barbara ^	L, 2-4
Jun 12	UC Santa Barbara ^	L, 3-4

% ACC Championship
NCAA Regional
^ NCAA Super Regional



BRENDAN MCKAY
LHP/1B • Junior • Darlington, Pa.



DEVIN HAIRSTON
SS • Junior • Lexington, Ky.

2016 Louisville Stats (50-14, 22-8, 1st ACC Atlantic)

Player	AVG	GP	GS	AB	R	H	2B	3B	HR	RBI	TBSLG%	BB	HBP	SO	GDP	OB%	SF	SH	SB	ATT	PO	A	E	FLD%	
Will Smith	.382	55	46	157	40	60	8	0	7	43	.567	19	17	14	2	.480	7	3	9	10	402	35	1	.998	
Devin Hairston	.361	64	64	249	56	90	16	2	3	45	.478	21	4	32	7	.415	3	5	3	4	104	183	12	.960	
Blake Tiberi	.340	64	64	244	47	83	18	2	10	51	.553	18	2	20	5	.387	2	4	2	2	21	106	4	.969	
Brendan McKay	.333	64	61	228	43	76	19	2	6	41	.513	24	9	33	9	.414	2	1	0	0	58	23	6	.931	
Corey Ray	.310	64	64	268	55	83	16	1	15	60	.545	36	2	41	1	.388	6	0	44	53	112	1	5	.958	
Danny Rosenbaum	.287	63	56	202	36	58	13	1	10	42	.510	18	7	39	3	.359	4	7	0	0	485	36	4	.992	
Logan Taylor	.280	61	44	168	40	47	8	5	0	18	.387	13	7	18	4	.354	1	8	18	23	113	0	0	1.000	
Nick Solak	.376	47	45	165	49	62	14	1	5	29	.564	28	5	22	2	.470	4	4	9	12	43	114	6	.963	
Colby Fitch	.339	45	27	109	23	37	7	3	5	25	.596	20	3	18	1	.451	1	0	0	1	140	20	0	1.000	
Drew Ellis	.309	47	32	94	19	29	6	0	3	22	.468	17	3	15	1	.426	1	2	3	4	40	16	2	.966	
Devin Mann	.303	39	19	89	15	27	9	0	0	17	.404	15	4	21	3	.414	3	1	1	1	28	52	4	.952	
Colin Lyman	.301	60	47	153	31	46	6	4	0	30	.392	6	11	19	3	.364	3	11	9	10	71	4	0	1.000	
Josh Stowers	.231	20	0	13	4	3	0	0	0	2	.231	2	0	2	0	.333	0	0	2	4	3	0	0	1.000	
Ryan Summers	.195	42	7	41	9	8	1	0	0	3	.220	2	1	11	0	.250	0	0	1	2	19	2	0	1.000	
Zeke Pinkham	.091	17	0	11	2	1	0	0	0	2	.091	2	1	2	0	.286	0	0	0	0	20	1	0	1.000	
Austin Clemons	.067	17	0	15	2	1	0	0	0	1	.067	3	1	7	1	.263	0	0	0	0	21	0	1	.955	
Michael Bollmer	.000	3	0	3	0	0	0	0	0	0	.000	0	0	0	0	1.000	0	0	0	0	1	0	0	1.000	
Totals	.322	64	64	2209	471	711	141	21	64	431	1086	492	244	77	314	43	.402	37	46	101	126	1707	661	53	.978
Opponents	.216	64	64	2056	202	444	49	7	34	185	609	296	212	44	568	45	.301	12	35	23	48	1633	631	82	.965

Player	ERA	W	L	APP	GS	CG	SHO	CBO	SV	IP	H	R	ER	BB	SO	2B	3B	HR	AB	B/Avg	WP	HBP	BK	SFA	SHA
Drew Harrington	1.95	12	2	17	17	0	0	4	0	110.2	92	25	24	25	92	7	3	3	397	.232	2	10	1	2	9
Brendan McKay	2.30	12	4	17	17	1	1	3	0	109.2	89	33	28	42	128	11	1	8	405	.220	9	3	0	3	5
Kade McClure	2.54	12	0	15	13	0	0	2	0	78.0	49	24	22	20	77	6	1	1	274	.179	3	8	1	0	4
Kyle Funkhouser	3.86	9	3	16	15	0	0	1	0	93.1	70	44	40	47	95	7	1	8	331	.211	6	5	0	1	5
Adam Wolf	1.38	0	0	15	0	0	0	2	0	13.0	13	2	2	4	14	2	0	1	50	.260	0	0	0	1	0
Shane Hummel	1.99	2	1	15	2	0	0	2	2	31.2	22	11	7	8	17	2	0	3	112	.196	2	4	0	1	2
Chandler Dale	2.16	0	0	7	0	0	0	3	0	8.1	4	2	2	7	4	0	0	1	28	.143	1	0	0	0	0
Dylan Shoffner	2.45	0	0	8	0	0	0	2	0	7.1	10	3	2	2	9	3	0	0	33	.303	0	1	0	0	0
Anthony Kidston	2.63	1	0	14	0	0	0	1	0	13.2	11	6	4	13	13	1	0	0	51	.216	1	1	0	0	0
Sean Leland	3.24	0	0	7	0	0	0	0	0	8.1	4	3	3	10	2	1	0	0	28	.143	0	1	0	0	0
Zack Burdi	3.30	1	3	27	0	0	0	7	11	30.0	17	12	11	9	47	2	0	3	102	.167	1	4	0	1	1
Sam Bordner	4.15	1	0	16	0	0	0	1	1	21.2	15	11	10	10	22	2	0	2	78	.192	4	3	0	0	2
Lincoln Henzman	4.50	0	0	20	0	0	0	3	1	24.0	31	13	12	6	27	4	1	0	97	.320	3	1	1	1	5
Jake Sparger	5.12	0	1	19	0	0	0	2	0	19.1	17	13	11	9	21	1	0	4	70	.243	1	3	0	2	2
Totals	2.82	50	14	64	64	1	11	10	15	569.0	444	202	178	212	568	49	7	34	2056	.216	33	44	3	12	35
Opponents	6.85	14	50	64	64	0	0	0	6	544.1	711	471	414	244	314	141	21	64	2209	.322	74	77	12	37	46



Louisville Cardinals

Louisville (1954-2014)

Year	Coach	W	L	T	Pct.	Post-Season
1954	Dr. John Heldman, Jr.	13	6	0	.684	
1955	Dr. John Heldman, Jr.	15	3	0	.833	
1956	Dr. John Heldman, Jr.	13	10	0	.565	
1957	Dr. John Heldman, Jr.	15	0	0	1.000	
1958	Dr. John Heldman, Jr.	16	4	1	.800	
1959	Dr. John Heldman, Jr.	11	11	0	.500	
1960	Dr. John Heldman, Jr.	12	7	1	.632	
1961	Dr. John Heldman, Jr.	15	6	0	.714	
1962	Dr. John Heldman, Jr.	11	7	0	.611	
1963	Dr. John Heldman, Jr.	15	8	0	.652	
1964	Dr. John Heldman, Jr.	15	8	0	.652	
1965	Dr. John Heldman, Jr.	13	11	0	.542	
1966	Dr. John Heldman, Jr.	12	4	0	.750	
1967	Mario Cheppo	7	15	0	.318	
1968	Mario Cheppo	4	15	0	.211	
1969	Harold Adams	9	13	0	.409	
1970	Dale Orem	16	20	1	.444	
1971	Dale Orem	20	22	0	.476	
1972	Dale Orem	12	26	0	.316	
1973	Dale Orem	18	30	0	.375	
1974	Jim Zerilla	16	26	0	.381	
1975	Jim Zerilla	25	28	0	.472	
1976	Jim Zerilla	29	24	0	.547	
1977	Jim Zerilla	26	27	0	.491	
1978	Jim Zerilla	27	16	0	.628	
1979	Jim Zerilla	18	27	1	.400	
1980	John Boles	38	21	0	.644	
1981	John Boles	37	48	0	.435	
1982	Derek Mann	22	17	0	.564	
1983	Derek Mann	25	18	0	.581	
1984	Derek Mann	31	11	0	.738	
1985	John Mason	20	30	0	.400	
1986	John Mason	18	33	0	.353	
1987	John Mason	12	36	0	.250	
1988	John Mason	18	35	0	.340	
1989	John Mason	27	23	0	.540	
1990	John Mason	15	29	1	.341	
1991	Gene Baker	32	30	0	.516	
1992	Gene Baker	37	24	0	.607	
1993	Gene Baker	18	41	0	.305	
1994	Gene Baker	16	42	0	.276	
1995	Gene Baker	17	42	0	.288	
1996	Lelo Prado	18	36	0	.333	
1997	Lelo Prado	23	32	0	.418	
1998	Lelo Prado	31	24	0	.564	
1999	Lelo Prado	37	19	0	.661	
2000	Lelo Prado	17	37	1	.315	
2001	Lelo Prado	32	29	0	.525	
2002	Lelo Prado	39	18	0	.684	0-2
2003	Lelo Prado	34	23	0	.596	
2004	Lelo Prado	26	30	0	.464	
2005	Lelo Prado	32	24	0	.571	
2006	Lelo Prado	31	29	0	.517	
2007	Dan McDonnell	47	24	0	.662	7-4*
2008	Dan McDonnell	41	21	0	.661	0-2
2009	Dan McDonnell	47	18	0	.723	3-3
2010	Dan McDonnell	50	14	0	.781	2-2
2011	Dan McDonnell	32	29	0	.525	
2012	Dan McDonnell	41	22	0	.651	2-2
2013	Dan McDonnell	51	14	0	.785	5-2*
2014	Dan McDonnell	50	17	0	.746	5-2*

Louisville in the ACC

Year	Overall	ACC	Finish	ACC Trn.	Post-Season
2015	47-18-0	25-5-0	1st-A	1-2	4-2
2016	50-14-0	22-8-0	1st-A	1-2	3-2

* denotes competed in College World Series

Louisville Coaching Records

Career Records				W	L	T	Pct.
Coach	Years	Seasons					
A.P. Hauss Jr.	1	1909		3	2	0	.600
J.B. Helm	1	1910		3	2	0	.600
A.L. Bass	2	1911-12		8	3	0	.727
Tommy Kienzle	3	1920-22		8	6	1	.567
Fred Enke	2	1924-25		7	6	0	.538
Tom King	4	1926-29		30	10	1	.744
C.V. Red Money	4	1933-36		18	15	0	.545
Dr. John Heldman Jr.	28	1937-66		309	149	4	.673
Mario Cheppo	2	1967-68		11	30	0	.268
Harold Adams	1	1969		9	13	0	.401
Dale Orem	4	1970-73		66	98	1	.403
Jim Zerilla	6	1974-79		141	148	1	.488
John Boles	2	1980-81		75	69	0	.521
Derek Mann	3	1982-84		78	46	0	.629
John Mason	6	1985-90		110	186	1	.372
Gene Baker	5	1991-95		120	179	0	.401
Lelo Prado	11	1996-2006		320	301	1	.515
Dan McDonnell	10	2007-16		456	191	0	.705

ACC Games Only

Coach	Years	Seasons	W	L	T	Pct.
Dan McDonnell	2	2015-16	47	13	0	.783

ACC Tournament

Coach	Years	Seasons	W	L	T	Pct.
Dan McDonnell	2	2015-16	2	4	0	.333

NCAA Tournament

Coach	Years	Seasons	W	L	T	Pct.
Lelo Prado	1	2002	0	2	0	.000
Dan McDonnell	9	2007-10, 2012-16	31	21	0	.596



Miami Hurricanes

Miami Quick Facts

Location Coral Gables, Florida
 Founded 1925
 Enrollment 15,629
 Nickname Hurricanes
 Colors Orange, Green & White
 President Julio Frenk
 Director of Athletics Blake James
 Stadium Alex Rodriguez Park at Mark Light Field (4,999)
 Athletic Website hurricanesports.com

Coaching Staff

Head Coach Jim Morris (Elon '73)
 Assistants Gino DiMare, J.D. Arteaga, Norberto Lopez

About the Hurricanes

2016 Overall Record 50-14
 2016 Conference Record 21-7 (1st, Coastal)
 Lettermen Returning/Lost 16/11
 Starters Returning/Lost 5/4
 Pitchers Returning/Lost 9/5

ACC Division Titles 4
 ACC Titles 1
 ACC Championship Record 18-19
 NCAA Tournament Appearances 45
 NCAA Tournament Record 192-99
 First-Team All-Americans 46
 ACC Player of the Year 2
 ACC Pitcher of the Year 2
 ACC Freshman of the Year 2
 ACC Coach of the Year 1
 All-ACC First Team 22



JIM MORRIS
 Elon '73

MIAMI RECORD
 1,031-419-3 (23 YEARS)

CAREER RECORD
 1,535-663-4 (35 YEARS)

ACC RECORD
 356-208-2 (24 YEARS)

2017 Schedule

Feb 17	Rutgers.....	7 p.m.
Feb 18	Rutgers.....	7 p.m.
Feb 19	Rutgers.....	1 p.m.
Feb 22	at FIU.....	7 p.m.
Feb 24	at Florida.....	6:30 p.m.
Feb 25	at Florida.....	6:30 p.m.
Feb 26	at Florida.....	1 p.m.
Mar 1	at FAU.....	6:30 p.m.
Mar 3	Dartmouth.....	7 p.m.
Mar 4	Dartmouth.....	7 p.m.
Mar 5	Dartmouth.....	12 p.m.
Mar 7	FIU.....	6 p.m.
Mar 8	at FIU.....	7 p.m.
Mar 10	Georgia Tech *.....	7 p.m.
Mar 11	Georgia Tech *.....	7 p.m.
Mar 12	Georgia Tech *.....	1 p.m.
Mar 14	Maine.....	6 p.m.
Mar 15	Maine.....	6 p.m.
Mar 17	at NC State *.....	6:30 p.m.
Mar 18	at NC State *.....	6:30 p.m.
Mar 19	at NC State *.....	1 p.m.
Mar 22	FAU.....	6 p.m.
Mar 24	at North Carolina *.....	6:30 p.m.
Mar 25	at North Carolina *.....	4 p.m.
Mar 26	at North Carolina *.....	12 p.m.
Mar 29	at FGCU.....	6:30 p.m.
Mar 31	Wake Forest *.....	7 p.m.
Apr 1	Wake Forest *.....	7 p.m.
Apr 2	Wake Forest *.....	1 p.m.
Apr 5	St. Thomas.....	6 p.m.
Apr 8	Duke *.....	7 p.m.
Apr 9	Duke *.....	2 p.m.
Apr 10	Duke *.....	7 p.m.
Apr 12	FGCU.....	6 p.m.
Apr 14	at Pitt *.....	6 p.m.
Apr 15	at Pitt *.....	3 p.m.
Apr 16	at Pitt *.....	1 p.m.
Apr 19	FAU.....	6 p.m.
Apr 21	Florida State *.....	7 p.m.
Apr 22	Florida State *.....	7 p.m.
Apr 23	Florida State *.....	1 p.m.
Apr 26	FIU.....	6 p.m.
Apr 28	at Boston College *.....	2:30 p.m.
Apr 29	at Boston College *.....	1:30 p.m.
Apr 30	at Boston College *.....	1 p.m.
May 5	Bethune-Cookman.....	7 p.m.
May 6	Bethune-Cookman.....	7 p.m.
May 7	Bethune-Cookman.....	1 p.m.
May 10	UCF.....	7 p.m.
May 12	at Virginia *.....	6 p.m.
May 13	at Virginia *.....	4 p.m.
May 14	at Virginia *.....	1 p.m.
May 16	FGCU.....	7 p.m.
May 18	Virginia Tech *.....	7 p.m.
May 19	Virginia Tech *.....	7 p.m.
May 20	Virginia Tech *.....	1 p.m.

2017 Miami Roster

#	Name	Pos	B/T	Ht	Wt	Cl	Hometown
0	Gregory Veliz.....	RHP / INF	L/R	6-2	205	Fr.	Key West, Fla.
2	Randy Batista.....	INF	S/R	5-11	195	Sr.	Kissimmee, Fla.
4	Johnny Ruiz.....	INF	L/R	5-11	195	Sr.	Coral Gables, Fla.
7	Brandon Gall.....	INF	R/R	5-11	170	Jr.	Louisville, Ky.
9	Carl Chester.....	OF	R/R	6-0	205	Jr.	Longwood, Fla.
10	Romy Gonzalez.....	INF	R/R	6-2	200	So.	Miami, Fla.
14	Mason Studstill.....	RHP / INF	R/R	6-2	205	Fr.	Titusville, Fla.
16	Edgar Michelangeli.....	INF	R/R	6-1	210	R-Sr.	Miami, Fla.
17	Christopher Barr.....	1B	L/L	6-1	200	R-Sr.	Royal Palm Beach, Fla.
18	Michael Mediavilla.....	LHP	L/L	6-5	225	Jr.	Hialeah, Fla.
19	Jeb Bargfeldt.....	LHP	L/L	6-0	175	Jr.	Owasso, Okla.
21	Hunter Tackett.....	OF	R/R	6-3	186	Jr.	Knoxville, Tenn.
22	Albert Maury.....	RHP	R/R	6-2	205	Fr.	Miami, Fla.
24	Michael Amditis.....	C	R/R	5-11	190	Fr.	Boca Raton, Fla.
27	Daniel Epstein.....	LHP	L/L	6-0	160	R-So.	Weston, Fla.
28	Alex Sanchez.....	C	R/R	5-9	198	R-So.	New York, N.Y.
30	Michael Perez.....	RHP	R/R	6-1	210	R-Jr.	Miami, Fla.
31	Barry Buchowski.....	OF	R/R	6-3	230	Sr.	Moorestown, N.J.
32	Evan McKendry.....	RHP	R/R	6-3	210	Fr.	Pembroke Pines, Fla.
34	Daniel Rivero.....	RHP	R/R	6-3	200	Fr.	Davie, Fla.
35	Andrew Cabezas.....	RHP	R/R	6-0	180	So.	Miami Gardens, Fla.
37	Keven Pimentel.....	RHP	R/R	6-3	225	R-So.	Huntington Station, N.Y.
39	Cooper Hammond.....	RHP	R/R	6-3	205	R-Jr.	Venice, Fla.
40	Joe Gomez.....	C	S/R	6-0	190	Sr.	Wellington, Fla.
43	Nico Baldor.....	OF	L/R	6-1	190	Fr.	Tampa, Fla.
44	Michael Burns.....	OF	R/R	5-9	180	R-Jr.	Littleton, Colo.
45	Ryan Guerra.....	RHP	R/R	6-1	220	R-Sr.	Miami, Fla.
47	Enrique Sosa.....	RHP	R/R	5-10	180	R-Sr.	Panama City, Panama
51	James Davison.....	OF	L/R	5-7	150	Jr.	Dolton, Ill.
52	Frankie Bartow.....	RHP	R/R	6-3	180	So.	Miami, Fla.
53	Anthony Masiello.....	LHP	L/L	6-2	180	Fr.	Parkland, Fla.
55	Jesse Lepore.....	RHP	R/R	6-4	215	Jr.	Beverly Hills, Fla.



Miami Hurricanes

2016 Results

Feb 19	Rutgers	W, 4-1
Feb 20	Rutgers	W, 2-0
Feb 21	Rutgers	W, 8-1
Feb 24	St. Thomas	W, 7-6 (10)
Feb 26	Florida	L, 0-5
Feb 27	Florida	W, 5-3
Feb 28	Florida	L, 3-7
Mar 2	FGCU	W, 6-2
Mar 4	Manhattan	W, 10-1
Mar 5	Manhattan	W, 14-4
Mar 6	Manhattan	W, 7-4
Mar 8	Maine	W, 6-2
Mar 9	Stetson	W, 4-2
Mar 11	at Virginia Tech *	L, 3-14
Mar 12	at Virginia Tech *	W, 11-6
Mar 13	at Virginia Tech *	W, 7-2
Mar 16	at UCF	W, 5-2
Mar 18	Louisville *	W, 8-4
Mar 19	Louisville *	W, 6-3
Mar 20	Louisville *	L, 3-4
Mar 23	Bethune-Cookman	W, 5-4
Mar 25	Clemson *	W, 9-8
Mar 26	Clemson *	W, 5-4 (11)
Mar 27	Clemson *	W, 10-5
Apr 1	North Carolina *	W, 10-4
Apr 2	North Carolina *	W, 7-3
Apr 3	North Carolina *	W, 7-4
Apr 5	at FGCU	W, 4-0
Apr 8	at Notre Dame *	Canceled
Apr 9	at Notre Dame *	Canceled
Apr 10	at Notre Dame *	W, 10-2
Apr 12	Nova Southeastern	W, 8-3
Apr 13	UCF	W, 8-4
Apr 15	at Duke *	W, 14-2
Apr 16	at Duke *	L, 5-12
Apr 17	at Duke *	W, 9-0
Apr 20	FAU	L, 3-4
Apr 22	Virginia *	L, 5-6
Apr 23	Virginia *	W, 9-2
Apr 24	Virginia *	L, 3-7
Apr 29	Florida A&M	W, 13-3
Apr 30	Florida A&M	W, 11-2
May 1	Florida A&M	W, 12-7
May 5	FAU	W, 5-2
May 7	at Georgia Tech *	L, 1-12
May 8	at Georgia Tech *	W, 12-2
May 9	at Georgia Tech *	W, 17-6
May 10	Bethune-Cookman	W, 14-7
May 13	Pitt *	W, 7-6
May 14	Pitt *	W, 4-3 (11)
May 15	Pitt *	W, 8-4
May 17	FGCU	W, 8-2
May 19	at Florida State *	W, 4-2
May 20	at Florida State *	W, 8-5
May 21	at Florida State *	L, 2-3 (10)
May 25	vs. Georgia Tech %	W, 4-0
May 26	vs. NC State %	W, 8-7
May 28	vs. Florida State %	L, 4-5
Jun 3	Stetson #	W, 4-2
Jun 4	Long Beach State #	W, 4-3 (11)
Jun 5	Long Beach State #	W, 9-8
Jun 10	Boston College ^	W, 12-7
Jun 11	Boston College ^	L, 3-5
Jun 12	Boston College ^	W, 9-4
Jun 18	vs. Arizona @	L, 1-5
Jun 20	vs. UC Santa Barbara @	L, 3-5

% ACC Championship
 # NCAA Regional
 ^ NCAA Super Regional
 @ College World Series



MICHAEL MEDIAVILLA
 LHP • Junior • Hialeah, Fla.



JOHNNY RUIZ
 INF • Senior • Coral Gables, Fla.

2016 Miami Stats (50-14, 21-7, 1st ACC Coastal)

Player	AVG	GP	GS	AB	R	H	2B	3B	HR	RBI	TBSLG%	BB	HBP	SO	GDP	OB%	SF	SH	SB	ATT	PO	A	E	FLD%
Brandon Lopez	.376	58	58	213	50	80	14	0	2	42	100.469	23	8	34	8.449	3	12	5	7	80	149	5	.979	
Zack Collins	.363	62	62	190	54	69	10	0	16	59	127.668	78	2	53	2.544	4	0	1	4	381	27	4	.990	
Johnny Ruiz	.342	64	64	234	46	80	17	3	4	57	115.491	38	3	53	3.431	6	6	3	7	134	164	8	.974	
Carl Chester	.336	64	64	253	56	85	9	0	2	29	100.395	22	19	35	3.426	2	15	16	26	176	2	2	.989	
Willie Abreu	.285	64	64	239	47	68	14	2	12	56	122.510	17	9	59	6.353	1	6	5	7	160	7	3	.982	
Edgar Michelangelo	.269	62	61	219	35	59	8	1	5	40	84.384	17	2	60	5.322	4	6	1	3	43	107	3	.980	
Christopher Barr	.256	61	61	234	44	60	6	3	0	25	72.308	21	9	44	4.336	4	14	14	15	514	34	3	.995	
Jacob Heyward	.242	64	64	215	43	52	10	0	6	39	80.372	48	12	52	3.403	3	2	7	10	117	2	1	.992	
Ryan Alvarez	.400	16	0	15	1	6	1	0	0	1	7.467	1	1	5	0.471	0	0	0	0	3	0	0	01.000	
Joe Gomez	.308	16	5	26	12	8	4	1	0	6	14.538	2	3	5	0.406	1	1	0	0	49	3	0	01.000	
Randy Batista	.272	54	42	147	29	40	3	2	2	26	53.361	27	6	41	2.403	1	10	7	10	8	19	2	.931	
Barry Buchowski	.222	11	0	9	1	2	1	0	0	3	3.333	0	1	4	0.273	1	0	0	0	4	0	0	01.000	
Peter Crocitto	.218	25	13	55	8	12	2	0	0	2	14.255	2	2	10	3.271	0	1	0	0	34	2	0	01.000	
Romy Gonzalez	.173	27	18	75	11	13	5	0	1	10	21.280	3	1	21	2.215	0	4	0	0	6	22	5	.848	
Totals	.298	64	64	2124	437	634	104	12	50	395	912.429	299	78	476	41.399	30	77	59	89	1732	655	42	.983	
Opponents	.252	64	64	2163	264	544	86	10	50	250	800.370	229	42	427	41.332	19	34	32	50	1650	659	92	.962	

Player	ERA	W	L	APP	GS	CG	SHO	CBO	SV	IP	H	R	ER	BB	SO	2B	3B	HR	ABB/Avg	WP	HBP	BK	SFA	SHA
Jesse Lepore	2.20	9	0	14	13	0	0	2	0	73.2	59	21	18	28	57	9	1	5	267.221	3	3	0	3	2
Michael Mediavilla	3.40	11	2	18	18	0	0	1	0	103.1	88	42	39	43	85	20	0	8	378.233	3	9	0	6	4
Danny Garcia	3.57	9	5	18	18	0	0	1	0	98.1	101	46	39	35	52	14	1	12	373.271	1	3	2	2	9
Thomas Woodrey	4.98	5	4	18	11	0	0	1	0	68.2	82	44	38	30	40	6	0	9	269.305	2	5	0	1	10
Bryan Garcia	1.89	2	0	35	0	0	0	4	18	38.0	25	11	8	18	55	4	0	3	139.180	3	0	0	0	1
Frankie Bartow	2.72	6	0	43	0	0	0	4	0	56.1	56	21	17	10	29	14	1	2	209.268	0	4	1	3	3
Cooper Hammond	3.18	0	0	7	0	0	0	1	0	5.2	2	2	2	0	6	1	0	0	20.100	0	0	0	0	0
Devin Meyer	3.26	1	1	13	0	0	0	0	0	19.1	15	8	7	10	11	3	2	2	69.217	2	3	0	0	0
Keven Pimentel	3.67	2	0	18	1	0	0	0	2	34.1	45	18	14	13	20	8	3	4	143.315	2	3	1	2	2
Andrew Cabezas	5.07	3	1	28	3	0	0	0	0	55.0	45	31	31	24	54	3	2	2	198.227	5	9	2	1	3
Daniel Epstein	5.40	0	0	5	0	0	0	1	0	3.1	6	2	2	1	1	1	0	0	15.400	1	0	0	1	0
Ryan Guerra	7.36	2	1	10	0	0	0	0	0	11.0	12	9	9	6	9	2	0	3	45.267	1	1	0	0	0
Isaiah Musa	7.84	0	0	11	0	0	0	0	0	10.1	8	9	9	11	8	1	0	0	38.211	0	2	0	0	0
Totals	3.63	50	14	64	64	0	5	5	20	577.1	544	264	233	229	427	86	10	50	2163.252	23	42	6	19	34
Opponents	5.89	14	50	64	64	1	1	0	6	550.0	634	437	360	299	476	104	12	50	2124.298	60	78	5	30	77



Miami Hurricanes

Miami (1954-2004)

Year	Coach	W	L	T	Pct.	Post-Season
1954	Eddie Dunn	10	11	0	.476	
1955	Perry Moss	15	7	0	.682	
1956	Jimmie Foxx	9	8	0	.529	
1957	Jimmie Foxx	11	12	0	.478	
1958	Whitey Campbell	16	11	0	.593	
1959	Jack Harding	15	10	1	.596	
1960	Whitey Campbell	19	7	0	.731	
1961	Whitey Campbell	17	9	3	.638	
1962	Whitey Campbell	17	9	0	.654	
1963	Ron Fraser	18	9	0	.667	
1964	Ron Fraser	20	9	1	.683	
1965	Ron Fraser	23	12	1	.653	
1966	Ron Fraser	19	18	1	.513	
1967	Ron Fraser	23	15	1	.648	
1968	Ron Fraser	27	11	1	.705	
1969	Ron Fraser	31	11	0	.738	
1970	Ron Fraser	28	15	1	.648	
1971	Ron Fraser	35	11	0	.761	1-2
1972	Ron Fraser	32	17	0	.653	
1973	Ron Fraser	42	17	0	.712	3-2
1974	Ron Fraser	51	11	0	.823	*7-3
1975	Ron Fraser	45	14	0	.763	2-2
1976	Ron Fraser	41	15	0	.732	1-2
1977	Ron Fraser	44	13	0	.772	3-2
1978	Ron Fraser	50	12	0	.806	*6-3
1979	Ron Fraser	55	11	0	.823	*3-2
1980	Ron Fraser	59	12	0	.831	*5-2
1981	Ron Fraser	61	10	0	.859	*5-2
1982	Ron Fraser	55	17	1	.760	*8-0
1983	Ron Fraser	61	21	0	.744	2-2
1984	Ron Fraser	48	28	0	.632	*5-3
1985	Ron Fraser	64	16	0	.800	*8-2
1986	Ron Fraser	50	17	0	.746	*7-2
1987	Ron Fraser	35	24	1	.592	0-2
1988	Ron Fraser	52	14	1	.784	*5-2
1989	Ron Fraser	49	18	0	.731	*5-3
1990	Ron Fraser	52	13	0	.800	3-2
1991	Ron Fraser	46	17	0	.730	1-2
1992	Ron Fraser	55	10	0	.846	*6-3
1993	Brad Kelly	36	22	0	.621	0-2
1994	Jim Morris	49	14	0	.778	*5-2
1995	Jim Morris	48	17	0	.738	*6-3
1996	Jim Morris	50	14	0	.781	*7-2
1997	Jim Morris	51	18	0	.739	*7-3
1998	Jim Morris	51	12	0	.810	*5-3
1999	Jim Morris	50	13	0	.794	*9-0
2000	Jim Morris	41	19	1	.680	4-2
2001	Jim Morris	53	12	0	.815	*9-0
2002	Jim Morris	34	29	0	.540	4-3
2003	Jim Morris	45	17	1	.722	*6-3
2004	Jim Morris	50	13	0	.794	*6-2

Miami in the ACC

Year	Overall	ACC	Finish	ACC Trn.	Post-Season
2005	41-19-1	19-10-1	3rd	3rd	0-2
2006	42-24-0	17-13-0	4th-C	1-2	*6-3
2007	37-24-0	17-13-0	3rd-C	1-2	1-2
2008	53-11-0	23-5-0	1st-C	4-0	*6-3
2009	38-22-0	18-12-0	3rd-C	1-2	2-2
2010	43-20-0	20-10-0	3rd-C	1-2	3-3
2011	38-23-0	19-10-0	4th-C	2-1	2-2
2012	36-23-0	16-14-0	3rd-C	2-2	0-2
2013	37-25-0	14-16-0	5th-C	1-2	1-2
2014	44-19-0	24-6-0	1st-C	1-2	3-2
2015	50-17-0	22-8-0	1st-C	2-1	*6-3
2016	50-14-0	21-7-0	1st-C	2-1	*5-3

* denotes competed in College World Series

Miami Coaching Records

Career Records

Coach	Years	Seasons	W	L	T	Pct.
Jack Harding	2	1940, 1959	16	14	1	.516
Eddie Dunn	9	1946-1954	82	73	1	.522
Perry Moss	1	1955	15	7	0	.682
Jimmie Foxx	2	1956-1957	20	20	0	.500
Whitey Campbell	4	1958, 1960-1962	69	36	3	.653
Ron Fraser	30	1962-1992	1271	438	9	.742
Brad Kelley	1	1993	36	22	0	.621
Jim Morris	23	1994-2016	1031	419	3	.710

ACC Games Only

Coach	Years	Seasons	W	L	T	Pct.
Jim Morris	12	2005-2016	230	125	1	.648

ACC Tournament

Coach	Years	Seasons	W	L	T	Pct.
Jim Morris	12	2005-2016	18	19	0	.487

NCAA Tournament

Coach	Years	Seasons	W	L	T	Pct.
Ron Fraser	21	1971, 1973-1992	86	45	0	.656
Brad Kelley	1	1993	0	2	0	.000
Jim Morris	23	1994-2016	106	52	0	.671



North Carolina Tar Heels

North Carolina Quick Facts

Location	Chapel Hill, North Carolina
Founded	1789
Enrollment	18,415
Nickname	Tar Heels
Colors	Carolina Blue & White
Chancellor	Carol Folt
Director of Athletics	Bubba Cunningham
Stadium	Boshamer Stadium (4,100)
Athletic Website	GoHeels.com

Coaching Staff

Head Coach	Mike Fox (North Carolina '78)
Assistants	Scott Forbes, Robert Woodard, Jesse Wierzbicki

About the Tar Heels

2016 Overall Record	34-21
2016 Conference Record	13-17 (5th, Coastal)
Lettermen Returning/Lost	17/11
Starters Returning/Lost	7/2
Starting Pitchers Returning/Lost	2/2
ACC Divisional Titles	5
ACC Titles	10
ACC Championship Record	76-67
NCAA Tournament Appearances	29
NCAA Tournament Record	97-66
First-Team All-Americans	30
ACC Player of the Year	7
ACC Pitcher of the Year	3
ACC Freshman of the Year	5
ACC Coach of the Year	2
All-ACC First Team	107



MIKE FOX
North Carolina '78

NORTH CAROLINA RECORD
797-346-1 (18 YEARS)

CAREER RECORD
1,336-487-5 (33 YEARS)

ACC RECORD
297-199-1 (18 YEARS)

2017 Schedule

Feb 17	Kentucky	3 p.m.
Feb 18	Kentucky	2 p.m.
Feb 19	Kentucky	1 p.m.
Feb 22	Gardner-Webb	3 p.m.
Feb 24	Radford	3 p.m.
Feb 25	Radford	2 p.m.
Feb 26	Radford	1 p.m.
Feb 28	Winthrop	3 p.m.
Mar 1	St. John's	3 p.m.
Mar 3	Long Beach State	3 p.m.
Mar 4	Long Beach State	2 p.m.
Mar 5	Long Beach State	12 p.m.
Mar 7	VCU	3 p.m.
Mar 10	Virginia *	6:30 p.m.
Mar 11	Virginia *	2 p.m.
Mar 12	Virginia *	1 p.m.
Mar 14	Maryland	6 p.m.
Mar 17	at Georgia Tech *	6 p.m.
Mar 18	at Georgia Tech *	1 p.m.
Mar 19	at Georgia Tech *	1 p.m.
Mar 22	at East Carolina	6:30 p.m.
Mar 24	Miami *	6:30 p.m.
Mar 25	Miami *	4 p.m.
Mar 26	Miami *	12 p.m.
Mar 28	Coastal Carolina	6 p.m.
Mar 31	at Florida State *	6 p.m.
Apr 1	at Florida State *	6 p.m.
Apr 2	at Florida State *	1 p.m.
Apr 4	East Carolina	6 p.m.
Apr 7	at Boston College *	2:30 p.m.
Apr 8	at Boston College *	1:30 p.m.
Apr 9	at Boston College *	1 p.m.
Apr 11	vs. South Carolina	7 p.m.
Apr 14	NC State *	6:30 p.m.
Apr 15	NC State *	4 p.m.
Apr 16	NC State *	2 p.m.
Apr 18	Liberty	6 p.m.
Apr 21	at Pitt *	6 p.m.
Apr 22	at Pitt *	3 p.m.
Apr 23	at Pitt *	1 p.m.
Apr 25	Elon	6 p.m.
Apr 26	Campbell	6 p.m.
Apr 28	Clemson *	6:30 p.m.
Apr 29	Clemson *	4 p.m.
Apr 30	Clemson *	1 p.m.
May 2	Richmond	6 p.m.
May 9	Davidson	6 p.m.
May 10	UNC Asheville	6 p.m.
May 12	at Virginia Tech *	5:30 p.m.
May 13	at Virginia Tech *	1 p.m.
May 14	at Virginia Tech *	1 p.m.
May 16	UNCW	6 p.m.
May 18	Duke *	6 p.m.
May 19	Duke *	6:30 p.m.
May 20	Duke *	2 p.m.

2017 North Carolina Roster


#	Name	Pos	B/T	Ht	Wt	Cl	Hometown
1	Brandon Riley	OF	L/R	6-0	176	So.	Burlington, N.C.
2	Adam Pate	OF	R/R	5-10	187	Sr.	Pikeville, N.C.
3	Kyle Datres	3B	R/R	6-0	192	So.	Williamsport, Pa.
4	Brandon Martorano	C/OF	R/R	6-2	188	So.	Marlboro, N.J.
5	Brian Miller	OF/1B	L/R	6-1	186	Jr.	Raleigh, N.C.
6	Utah Jones	SS/2B	S/R	6-0	172	So.	Boone, N.C.
7	Logan Warmoth	SS	R/R	6-0	190	Jr.	Orlando, Fla.
8	Ike Freeman	SS/2B	R/R	5-10	183	Fr.	Rockwell, N.C.
10	Zack Gahagan	1B/3B/2B	R/R	6-2	195	Jr.	Fletcher, N.C.
11	Cody Roberts	C/1B/RHP	R/R	6-0	200	So.	Johns Creek, Ga.
12	Josh Ladowski	OF	R/R	5-10	188	So.	Mooresville, N.C.
14	Tyler Lynn	OF	L/R	6-1	196	Sr.	Phenix City, Ala.
15	Michael Busch	1B/3B/2B	L/R	5-10	198	Fr.	Inver Grove Heights, Minn.
16	Laney Orr	OF	L/R	6-1	208	Fr.	Winston-Salem, N.C.
18	Aaron Greenfield	OF	R/R	5-11	188	Fr.	Los Angeles, Calif.
19	Brett Daniels	RHP	R/R	6-0	192	Jr.	Fuquay-Varina, N.C.
23	Tyler Baum	RHP	R/R	6-1	171	Fr.	Ocoee, Fla.
24	Hansen Butler	RHP	R/R	5-11	188	Jr.	High Point, N.C.
25	Taylor Sugg	RHP	R/R	6-1	169	So.	Greensboro, N.C.
27	Jason Morgan	RHP	R/R	6-6	213	Jr.	Fredericksburg, Va.
28	Teddy Sabato	RHP	R/R	6-2	180	Fr.	Rye Brook, N.Y.
29	Trevor Gay	RHP	R/R	6-3	196	So.	High Point, N.C.
31	Josh Hiatt	RHP	R/R	5-11	176	Fr.	Charlotte, N.C.
34	Taylor Gibson	LHP	L/L	6-1	200	Fr.	Summerdale, Ala.
35	Robbie Peto	RHP	R/R	6-4	204	Fr.	Monroe Township, N.J.
36	Ashton McGee	3B/2B/1B	L/R	6-2	215	Fr.	Pikeville, N.C.
37	Bo Weiss	RHP	R/R	6-3	178	Fr.	Castle Rock, Colo.
38	J.B. Bukauskas	RHP	R/R	6-0	201	Jr.	Ashburn, Va.
39	Zach Attianese	LHP	L/L	6-2	190	Fr.	Old Bridge, N.J.
40	Evan Odum	RHP	R/R	6-3	185	Fr.	Lumberton, N.C.
42	Luca Dalatri	RHP	R/R	6-6	238	Fr.	Wall Township, N.J.
43	Brendan Illies	C	R/R	6-1	203	So.	Edgewood, Wa.
44	Cole Aker	RHP	R/R	6-2	195	So.	Kernersville, N.C.
45	Austin Bergner	RHP	R/R	6-4	199	Fr.	Windermere, Fla.
48	Rodney Hutchison Jr.	RHP	R/R	6-6	227	So.	Mason, Ohio



North Carolina Tar Heels

2016 Results

Feb 19	at UCLA	W, 4-0
Feb 20	at UCLA	L, 5-6
Feb 21	at UCLA	W, 14-5
Feb 26	Oklahoma State	W, 2-1
Feb 27	Oklahoma State	W, 7-6 (10)
Feb 28	Oklahoma State	W, 4-3
Mar 2	Winthrop	W, 11-6
Mar 4	Fairfield	W, 4-3 (13)
Mar 5	Fairfield	W, 10-2
Mar 6	Fairfield	W, 11-0
Mar 8	Gardner-Webb	W, 11-5
Mar 11	Pitt *	W, 14-2
Mar 12	Pitt *	W, 4-0
Mar 13	Pitt *	L, 0-5
Mar 15	at East Carolina	W, 17-4
Mar 16	Elon	W, 11-6
Mar 18	at Duke *	W, 11-2
Mar 19	at Duke *	W, 12-2
Mar 20	at Duke *	W, 8-2
Mar 22	Western Carolina	W, 10-2
Mar 24	Georgia Tech *	L, 2-3
Mar 25	Georgia Tech *	W, 8-0
Mar 26	Georgia Tech *	L, 0-6
Mar 29	Davidson	W, 10-2
Apr 1	at Miami *	L, 4-10
Apr 2	at Miami *	L, 3-7
Apr 3	at Miami *	L, 4-7
Apr 5	High Point	W, 8-1
Apr 6	UNC Asheville	L, 2-3
Apr 8	Virginia Tech *	W, 6-0
Apr 9	Virginia Tech *	W, 4-1
Apr 10	Virginia Tech *	L, 3-4
Apr 13	vs. South Carolina	W, 15-0
Apr 15	at Virginia *	L, 4-7
Apr 16	at Virginia *	W, 8-1
Apr 17	at Virginia *	L, 9-15
Apr 19	Coastal Carolina	L, 3-6
Apr 20	William & Mary	W, 17-2
Apr 22	at Wake Forest *	L, 1-6
Apr 23	at Wake Forest *	L, 4-5
Apr 24	at Wake Forest *	L, 2-3
Apr 26	UNCW	W, 10-9
Apr 27	Campbell	W, 9-4
May 3	VCU	W, 11-0
May 6	Louisville *	L, 0-6
May 7	Louisville *	W, 3-2 (10)
May 8	Louisville *	L, 6-10
May 10	East Carolina	W, 9-1
May 11	at UNCW	L, 2-6
May 13	Notre Dame *	W, 3-0
May 14	Notre Dame *	L, 1-3
May 16	Notre Dame *	W, 8-1
May 19	at NC State *	L, 4-6
May 20	at NC State *	W, 16-4
May 21	at NC State *	L, 1-10



J.B. BUKAUSKAS
RHP • Junior • Ashburn, Va.



BRIAN MILLER
OF/1B • Junior • Raleigh, N.C.

2016 North Carolina Stats (34-21, 13-17, 5th ACC Coastal)

Player	AVG	GP	GS	AB	R	H	2B	3B	HR	RBI	TBSLG%	BB	HBP	SO	GDP	OB%	SF	SH	SB	ATT	PO	A	E	FLD%
Brian Miller	.345	54	54	226	56	78	12	5	2	33	106.469	34	5	29	2.440	1	3	21	26	267	12	5	.982	
Logan Warmoth	.337	53	53	208	33	70	14	2	4	53	100.481	21	6	24	6.402	6	5	8	14	71	130	11	.948	
Tyler Ramirez	.333	54	54	189	46	63	11	2	8	47	102.540	50	9	54	1.482	5	2	10	13	113	6	1	.992	
Zack Gahagan	.297	51	42	148	24	44	6	0	5	34	65.439	22	2	29	3.391	2	7	1	1	151	40	11	.946	
Brandon Riley	.294	54	51	194	27	57	16	3	1	35	82.423	20	1	28	3.355	5	2	3	4	13	0	1	.929	
Adam Pate	.285	54	53	193	41	55	12	1	0	22	69.358	38	1	44	2.403	1	9	17	21	93	3	3	.970	
Cody Roberts	.256	54	52	168	27	43	5	1	1	29	53.315	15	3	30	4.323	3	15	3	3	462	40	6	.988	
Kyle Dattres	.250	53	41	152	39	38	6	2	3	23	57.375	27	8	28	4.384	3	7	6	6	34	64	8	.925	
Tyler Lynn	.235	52	37	149	34	35	7	2	3	14	55.369	24	6	18	2.359	2	1	6	8	50	2	1	.981	
Eli Sutherland	.232	51	48	164	31	38	9	0	5	37	62.378	28	6	25	1.358	3	5	7	10	78	95	12	.935	
Ryder Ryan	.231	20	5	26	3	6	2	0	0	2	8.308	5	0	8	1.355	0	0	1	1	42	4	1	.979	
Brendan Illies	.222	14	3	9	2	2	0	0	0	2	2.222	3	0	2	0.385	1	0	0	0	45	3	1	.980	
Wyatt Cross	.125	15	0	8	2	1	1	0	0	2	2.250	3	2	4	0.462	0	0	0	0	14	1	0	1.000	
Utah Jones	.000	20	2	11	4	0	0	0	0	2	0.000	1	0	5	0.083	0	1	0	0	7	14	0	1.000	
Cole Gibbs	.000	8	0	6	0	0	0	0	0	0	0.000	2	0	5	0.250	0	0	0	0	1	0	0	1.000	
Josh Ladowski	.000	7	0	5	1	0	0	0	0	0	0.000	0	0	1	0.000	0	0	0	0	3	0	0	1.000	
Totals	.286	55	55	1856	370	530	101	18	32	335	763.411	293	49	334	29.391	32	57	83	107	1471	475	68	.966	
Opponents	.233	55	55	1816	213	423	67	7	26	192	582.320	216	41	517	35.326	12	31	17	32	1432	538	78	.962	

Player	ERA	W	L	APP	GS	CG	SHO	CBO	SV	IP	H	R	ER	BB	SO	2B	3B	HR	ABB/Avg	WP	HBP	BK	SFA	SHA	
Zac Gallen	2.68	5	6	13	13	1	1	2	0	90.2	68	30	27	21	95	13	1	2	320	.213	2	2	0	3	8
J.B. Bukauskas	3.10	7	2	13	13	0	0	2	0	78.1	68	32	27	29	111	8	1	6	291	.234	6	7	0	1	5
Jason Morgan	4.10	3	3	15	15	0	0	2	0	63.2	56	34	29	32	47	6	1	6	245	.229	3	6	0	1	4
Cody Roberts	0.00	0	0	1	0	0	0	1	0	0.2	0	0	0	0	0	0	0	0	2	.000	0	0	0	0	0
Hansen Butler	2.00	3	1	14	0	0	0	2	2	18.0	15	6	4	9	24	1	0	0	65	.231	2	2	0	0	3
Brett Daniels	2.17	2	1	23	0	0	0	0	0	37.1	30	11	9	12	34	7	0	2	132	.227	5	1	1	2	4
Taylor Sugg	2.45	0	0	14	0	0	0	2	1	14.2	17	8	4	5	16	2	0	1	60	.283	3	3	0	0	1
Zach Rice	2.45	0	0	10	0	0	0	1	0	3.2	5	2	1	5	6	1	0	0	16	.313	0	1	0	0	0
Spencer Trayner	2.50	2	0	34	0	0	0	3	0	36.0	27	13	10	12	33	7	2	0	124	.218	2	1	0	3	3
A.J. Bogucki	2.86	5	5	28	0	0	0	2	1	50.1	39	22	16	25	53	6	0	1	184	.212	11	5	1	2	0
Hunter Williams	3.13	3	1	23	7	0	0	3	0	37.1	39	17	13	26	41	5	1	3	149	.262	2	7	0	0	0
Cole Aker	3.41	3	0	21	2	0	0	1	0	29.0	30	11	11	17	30	4	0	2	113	.265	3	2	0	0	1
J.T. Rogoszewski	5.06	0	0	3	2	0	0	0	0	5.1	4	5	3	5	5	0	1	0	19	.211	0	1	0	0	1
Rodney Hutchison	5.82	1	2	8	3	0	0	0	0	17.0	20	15	11	8	16	6	0	2	68	.294	1	2	0	0	1
Chris McCue	6.23	0	0	6	0	0	0	1	0	4.1	0	3	3	5	4	0	0	0	10	.000	2	1	0	0	0
Brendon Little	6.75	0	0	4	0	0	0	1	0	4.0	4	3	3	2	2	1	0	1	17	.235	1	0	0	0	0
Ryder Ryan	99.00	0	0	1	0	0	0	0	0	0.0	1	1	1	3	0	0	0	0	11.000	0	0	0	0	0	0
Totals	3.16	34	21	55	55	1	8	7	4	490.1	423	213	172	216	517	67	7	26	1816	.233	43	41	2	12	31
Opponents	5.94	21	34	55	55	0	3	3	11	477.2	530	370	315	293	334	101	18	32	1856	.286	35	49	9	32	57



North Carolina Tar Heels

North Carolina in the ACC

Year	Overall	ACC	Finish	ACC Trn.	Post-Season
1954	14-11-0	7-8-0	5th	x	
1955	12-12-0	8-5-0	3rd	x	
1956	12-10-1	9-4-0	3rd	x	
1957	15-10-0	9-5-0	T2nd	x	
1958	19-8-1	11-4-0	2nd	x	
1959	17-7-0	9-6-0	T2nd	x	
1960	22-7-0	11-3-0	1st	x	*3-2
1961	15-7-0	10-4-0	2nd	x	
1962	8-14-0	4-10-0	8th	x	
1963	20-9-0	9-5-0	T2nd	x	
1964	24-7-0	14-0-0	1st	x	2-2
1965	14-15-0	6-8-0	T5th	x	
1966	21-13-0	12-2-0	1st	x	*3-3
1967	19-8-1	8-5-1	4th	x	
1968	21-12-0	12-6-0	3rd	x	
1969	23-11-0	14-4-0	1st	x	2-2
1970	12-20-0	7-13-0	7th	x	
1971	13-19-0	7-7-0	T4th	x	
1972	23-9-0	10-5-0	2nd	x	
1973	11-15-0	5-7-0	T4th	0-1	
1974	22-8-1	9-3-0	2nd	1-2	
1975	17-19-0	4-7-0	T4th	2-2	
1976	19-17-0	8-4-0	T2nd	0-1	
1977	18-17-0	6-6-0	4th	0-1	
1978	38-17-0	9-3-0	2nd	0-1	*5-3
1979	33-16-1	7-5-0	T3rd	x	
1980	39-17-0	11-1-0	1st	3-2	
1981	38-15-0	6-7-0	6th	3-2	
1982	29-27-0	7-5-0	2nd	5-1	0-2
1983	42-10-0	10-2-0	1st	5-1	1-2
1984	44-13-0	12-2-0	T1st	5-0	1-2
1985	40-17-1	9-4-1	3rd	1-2	
1986	33-22-0	7-7-0	4th	2-2	
1987	31-22-0	13-7-0	3rd	2-2	
1988	34-27-0	10-11-0	5th	4-2	
1989	41-18-1	15-4-0	1st	3-2	*4-3
1990	51-14-0	17-4-0	1st	5-0	2-2
1991	36-23-0	10-10-0	T4th	1-2	
1992	31-27-0	8-16-0	7th	2-2	
1993	43-20-0	13-10-0	4th	2-2	3-2
1994	34-21-0	10-13-0	6th	1-2	
1995	39-23-0	14-10-0	4th	2-2	2-2
1996	33-25-0	11-13-0	T5th	0-2	
1997	29-31-0	6-18-0	8th	2-2	
1998	42-23-0	13-10-0	T5th	2-2	3-2
1999	41-18-0	13-11-0	4th	0-2	1-2
2000	46-17-0	12-12-0	5th	1-2	2-2
2001	31-26-0	9-15-0	T6th	0-2	
2002	43-21-0	17-7-0	3rd	1-2	3-2
2003	42-23-0	13-11-0	5th	2-2	3-2
2004	43-21-0	14-10-0	T4th	3-2	2-2
2005	41-19-1	17-10-1	5th	0-2	1-2
2006	54-15-0	22-8-0	1st-C	0-2	*9-2
2007	57-16-0	21-9-0	1st-C	3-1	*9-4
2008	54-14-0	22-7-0	2nd-C	1-2	*8-2
2009	48-18-0	19-10-0	1st-C	1-2	*6-2
2010	38-22-0	14-16-0	5th-C	x	2-2
2011	51-16-0	20-10-0	3rd-C	1-2	*6-2
2012	46-16-0	22-8-0	1st-C	2-1	2-2
2013	59-12-0	21-7-0	1st-C	4-0	*7-4
2014	35-27-0	15-15-0	4th-C	2-2	1-2
2015	34-24-0	13-16-0	T3rd-C	2-2	
2016	34-21-0	13-17-0	5th-C	x	

North Carolina Coaching Records

Career Records				W	L	T	Pct.
Coach	Years	Seasons					
Unknown	1	1867		1	0	0	1.000
Perrin Busbee	3	1891-1893		9	6	0	.600
William R. Robertson	1	1894		10	4	0	.714
Jesse M. Oldham	1	1895		6	4	0	.600
Benjamin E. Stanley	2	1896-1897		14	8	1	.630
William A. Reynold	2	1898-1899		21	5	1	.796
Robert B. Lawson	4	1900, 1905-1906, 1910		47	23	2	.667
Ernest Graves	1	1901		11	4	2	.706
Edward M. Ashenback	1	1902		7	6	0	.538
John Curran	1	1903		13	2	2	.824
John Donnelly	1	1904		5	8	0	.385
Floyd Simmons	1	1907		10	9	2	.524
Otis Stockdale	2	1908-1909		31	14	0	.689
Charles M. Clancey	2	1911-1912		26	14	0	.650
Coach Bowers	1	1913		7	11	0	.389
Earl Mack	1	1914		8	11	0	.425
Charles A. Doak	2	1915-1916		19	15	0	.559
Bunn Hearn	17	1917-1918, 1932-1946		214	132	2	.618
William Lourcey	2	1919-1920		19	16	4	.538
Bill Fetzer	5	1921-1925		70	37	4	.649
Duke Duncan	1	1926		9	16	0	.360
Jim Ashmore	5	1927-1931		72	39	3	.645
Walter Rabb	31	1947-1977		536	356	9	.600
Mike Roberts	21	1978-1998		780	428	3	.645
Mike Fox	18	1999-2016		797	346	1	.697

ACC Games Only

Coach	Years	Seasons	W	L	T	Pct.
Walter Rabb	24	1954-1977	209	131	1	.615
Mike Roberts	21	1978-1998	218	162	1	.577
Mike Fox	18	1999-2016	297	199	1	.599

ACC Tournament

Coach	Years	Seasons	W	L	T	Pct.
Walter Rabb	5	1973-1977	3	7	0	.300
Mike Roberts	20	1978, 1980-1998	50	33	0	.602
Mike Fox	16	1999-2009, 2011-15	23	27	0	.460

NCAA Tournament

Coach	Years	Seasons	W	L	T	Pct.
Walter Rabb	5	1948, 1960, '64, '66, '69	14	12	0	.538
Mike Roberts	9	1978, 1982-1984, 1989-1990				
		1993, 1995, 1998	21	20	0	.512
Mike Fox	15	1999-2000, 2002-2014	62	34	0	.646

* denotes competed in College World Series



NC State Wolfpack

NC State Quick Facts

Location..... Raleigh, North Carolina
 Founded..... 1887
 Enrollment..... 34,015
 Nickname..... Wolfpack
 Colors..... Red & White
 President..... Randy Woodson
 Director of Athletics..... Deborah A. Yow
 Stadium..... Doak Field (3,100)
 Athletic Website..... GoPack.com

Coaching Staff

Head Coach..... Elliott Avent (VCU '83)
 Assistants..... Chris Hart, Scott Foxhall, Taylor Black

About the Wolfpack

2016 Overall Record..... 38-22
 2016 Conference Record..... 15-13 (3rd, Atlantic)
 Starters Returning/Lost..... 6/3
 Pitchers Returning/Lost..... 12/5

ACC Divisional Titles..... 0
 ACC Titles..... 5
 ACC Championship Record..... 82-72
 NCAA Tournament Appearances..... 27
 NCAA Tournament Record..... 51-58
 First-Team All-Americans..... 8
 ACC Player of the Year..... 4
 ACC Pitcher of the Year..... 1
 ACC Freshman of the Year..... 2
 ACC Coach of the Year..... 4
 All-ACC First Team..... 109



ELLIOTT AVENT
 VIRGINIA COMMONWEALTH '83

NC STATE RECORD
 755-466 (20 YEARS)

CAREER RECORD
 980-679 (28 YEARS)

ACC RECORD
 278-263 (10 YEARS)

2017 Schedule

Feb 17	at Hawai'i.....	11:35 p.m.
Feb 18	at Hawai'i.....	11:35 p.m.
Feb 19	at Hawai'i.....	6:05 p.m.
Feb 24	Austin Peay.....	3 p.m.
Feb 25	Austin Peay.....	2 p.m.
Feb 26	Austin Peay.....	1 p.m.
Feb 28	at UNCG.....	4 p.m.
Mar 1	Charlotte.....	3 p.m.
Mar 3	Rhode Island.....	3 p.m.
Mar 4	vs. Maryland.....	4:30 p.m.
Mar 5	UMass Lowell.....	1 p.m.
Mar 6	Western Carolina.....	2 p.m.
Mar 8	at UNCW.....	4 p.m.
Mar 10	at Wake Forest *.....	6 p.m.
Mar 11	at Wake Forest *.....	4 p.m.
Mar 12	at Wake Forest *.....	1 p.m.
Mar 14	at Elon.....	6:30 p.m.
Mar 15	George Mason.....	4 p.m.
Mar 17	Miami *.....	6:30 p.m.
Mar 18	Miami *.....	6:30 p.m.
Mar 19	Miami *.....	1 p.m.
Mar 21	Campbell.....	6 p.m.
Mar 24	Louisville *.....	6:30 p.m.
Mar 25	Louisville *.....	6:30 p.m.
Mar 26	Louisville *.....	1 p.m.
Mar 28	at Charlotte.....	6:05 p.m.
Mar 31	at Notre Dame *.....	6:05 p.m.
Apr 1	at Notre Dame *.....	4:05 p.m.
Apr 2	at Notre Dame *.....	1:05 p.m.
Apr 4	UNC Asheville.....	6 p.m.
Apr 7	Florida State *.....	6:30 p.m.
Apr 8	Florida State *.....	6:30 p.m.
Apr 9	Florida State *.....	1 p.m.
Apr 11	UNCG.....	6 p.m.
Apr 14	at North Carolina *.....	6:30 p.m.
Apr 15	at North Carolina *.....	4 p.m.
Apr 16	at North Carolina *.....	2 p.m.
Apr 19	Elon.....	6 p.m.
Apr 21	at Boston College *.....	2:30 p.m.
Apr 22	at Boston College *.....	4 p.m.
Apr 23	at Boston College *.....	1 p.m.
Apr 25	NCCU.....	6 p.m.
Apr 26	at East Carolina.....	6:30 p.m.
Apr 28	Virginia Tech *.....	6:30 p.m.
Apr 29	Virginia Tech *.....	6:30 p.m.
Apr 30	Virginia Tech *.....	1 p.m.
May 5	Delaware.....	6:30 p.m.
May 6	Delaware.....	6:30 p.m.
May 7	Delaware.....	1 p.m.
May 10	UNCW.....	6 p.m.
May 12	at Pitt *.....	6 p.m.
May 13	at Pitt *.....	6 p.m.
May 14	at Pitt *.....	1 p.m.
May 18	Clemson *.....	6 p.m.
May 19	Clemson *.....	6:30 p.m.
May 20	Clemson *.....	1 p.m.

2017 NC State Roster

#	Name	Pos	B/T	Ht	Wt	Cl	Hometown
1	E.P. Reese.....	OF	L/R	5'11	175	Fr.	Lexington, N.C.
2	Andrew Cosgrove.....	C	R/R	6'2	200	Jr.	Kirkland, Wash.
3	Joe Dunand.....	INF	R/R	6'2	205	Jr.	Miami, Fla.
6	Brett Kinneman.....	OF	L/L	6'0	193	So.	York, Pa.
7	Stephen Pitarra.....	INF	R/R	5'10	178	Jr.	Cary, N.C.
8	Will WilSo.n.....	INF	R/R	6'0	175	Fr.	Kings Mountain, N.C.
10	Garrett Suggs.....	OF	L/L	6'0	190	R-Jr.	Fuquay-Varina, N.C.
11	LawSo.n McArthur.....	OF	L/R	6'3	194	Fr.	Charlotte, N.C.
12	Brad Debo.....	C	L/R	6'1	215	Fr.	Durham, N.C.
13	Brock Deatherage.....	OF	L/L	6'1	186	Jr.	Burlington, N.C.
15	Josh McLain.....	INF	R/R	6'0	165	Jr.	Hiddenite, N.C.
16	Shane Shepard.....	INF	L/R	6'3	219	Jr.	Wilmington, N.C.
17	Dillon Cooper.....	INF	R/R	6'1	175	R-Fr.	Raleigh, N.C.
18	Evan Mendoza.....	INF	R/R	6'2	200	Jr.	SaraSo.ta, Fla.
19	Dalton Feeney.....	RHP	R/R	6'3	220	Fr.	Bismarck, N.D.
20	Austin Staley.....	RHP	R/R	6'3	215	R-So.	North Wilkesboro, N.C.
23	Jack Conley.....	C	R/R	6'0	203	So.	Raleigh, N.C.
24	Brady Gulakowski.....	C/1B	L/R	6'0	203	Fr.	Pittsburgh, Pa.
25	Karl Keglovits.....	RHP	R/R	6'6	240	R-Sr.	Nazareth, Pa.
26	Michael Bienlien.....	RHP	R/R	6'3	205	Fr.	Chesapeake, Va.
27	James Vaughan.....	RHP	R/R	6'3	190	Fr.	West Palm Beach, Fla.
28	James FerguSo.n.....	LHP	R/L	6'3	205	Fr.	Fort Worth, Texas
29	Sean Adler.....	LHP	L/L	6'2	205	Sr.	Northridge, Calif.
30	Mathieu Gauthier.....	RHP	R/R	6'1	151	Fr.	Candiac, Quebec
31	Evan Brabrand.....	RHP	R/R	6'2	190	Jr.	Raleigh, N.C.
32	Steven Oakley.....	INF/OF	R/R	6'1	220	R-Fr.	Durham, N.C.
33	Johnny Piedmonte.....	RHP	R/R	6'8	240	R-Sr.	DavidSo.n, N.C.
34	Cody Beckman.....	LHP	R/L	6'1	190	R-Jr.	Tampa, Fla.
35	Cory Wilder.....	RHP	R/R	6'4	235	Sr.	Lima, Ohio
38	Brian Brown.....	LHP	L/L	6'0	183	Jr.	Glenmoore, Pa.
39	Nolan Clenney.....	RHP	L/R	6'2	215	Jr.	Novi, Mich.
41	Joe O'Donnell.....	RHP	R/R	6'2	180	Sr.	Wilmington, N.C.
42	Tommy DeJuneas.....	INF/P	R/R	6'1	195	Jr.	Charlotte, N.C.
43	Connor Centala.....	LHP	S/L	6'3	215	Fr.	Tampa, Fla.
44	Kent Klyman.....	LHP	L/L	6'7	218	Fr.	Jamestown, Va.
45	Zach UsseIman.....	RHP/C	R/R	6'1	200	Jr.	Snoqualmie, Wash.
47	Christian Demby.....	RHP	R/R	6'3	215	So.	Miramar, Fla.
50	Tim Naughton.....	RHP	R/R	6'3	192	R-So.	Goldsboro, N.C.



NC State Wolfpack

2016 Results

Feb 19	vs. Old Dominion.....	L, 0-5
Feb 20	at Coastal Carolina.....	W, 13-10
Feb 21	vs. Kent State.....	W, 7-5
Feb 23	Morehead State.....	W, 7-5
Feb 26	Wright State.....	L, 8-10
Feb 27	Wright State.....	W, 6-1
Feb 28	Wright State.....	W, 8-4
Mar 1	UNCG.....	W, 8-4
Mar 2	UNCW.....	W, 5-2
Mar 4	Niagara.....	W, 7-1
Mar 5	vs. Alabama.....	W, 2-1
Mar 6	Bucknell.....	W, 5-2
Mar 8	Fairfield.....	W, 4-2
Mar 9	Fairfield.....	W, 4-0
Mar 11	Boston College *.....	L, 0-7
Mar 12	Boston College *.....	W, 3-2
Mar 13	Boston College *.....	L, 0-1
Mar 15	Indiana State.....	W, 8-3
Mar 16	Indiana State.....	L, 7-11
Mar 18	Notre Dame *.....	W, 9-1
Mar 19	Notre Dame *.....	L, 4-8 (12)
Mar 20	Notre Dame *.....	W, 16-6 (8)
Mar 22	at UNCW.....	L, 4-6
Mar 25	at Florida State *.....	L, 5-8
Mar 26	at Florida State *.....	Canceled
Mar 27	at Florida State *.....	Canceled
Mar 29	at Charlotte.....	W, 7-1
Apr 1	at Virginia *.....	W, 8-7
Apr 2	at Virginia *.....	L, 3-5
Apr 3	at Virginia *.....	W, 5-2
Apr 6	Charlotte.....	W, 7-3
Apr 8	Wake Forest *.....	W, 11-7
Apr 9	Wake Forest *.....	W, 3-2 (10)
Apr 11	Wake Forest *.....	W, 6-1
Apr 12	at Elon.....	W, 23-3
Apr 15	at Georgia Tech *.....	W, 8-3
Apr 16	at Georgia Tech *.....	W, 15-6
Apr 17	at Georgia Tech *.....	L, 7-16
Apr 19	at East Carolina.....	L, 3-15
Apr 23	vs. North Carolina A&T.....	W, 9-1
Apr 24	North Carolina A&T.....	W, 25-1
Apr 25	East Carolina.....	W, 6-1
Apr 29	Duke *.....	W, 3-2
Apr 30	Duke *.....	W, 12-2
May 1	Duke *.....	L, 1-2
May 6	at Clemson *.....	L, 5-10
May 7	at Clemson *.....	W, 20-9
May 8	at Clemson *.....	L, 1-2
May 13	at Louisville *.....	L, 0-2
May 14	at Louisville *.....	L, 2-4
May 15	at Louisville *.....	L, 1-6
May 19	North Carolina *.....	W, 6-4
May 20	North Carolina *.....	L, 4-16
May 21	North Carolina *.....	W, 10-1
May 25	vs. Florida State %.....	L, 3-7
May 26	vs. Miami %.....	L, 7-8
May 27	vs. Georgia Tech %.....	W, 7-5 (12)
Jun 3	Navy #.....	W, 13-8
Jun 4	Coastal Carolina #.....	L, 0-4
Jun 5	Navy #.....	W, 17-1
Jun 6	Coastal Carolina #.....	W, 8-1
Jun 7	Coastal Carolina #.....	L, 5-7

% ACC Championship
NCAA Regional



JOE DUNAND
INF • Junior • Miami, Fla.



JOHNNY PIEDMONTE
RHP • R-Senior • Davidson, N.C.

2016 NC State Stats (38-22, 15-13, 3rd ACC Atlantic)

Player	AVG	GP	GS	AB	R	H	2B	3B	HR	RBI	TBSLG%	BB	HBP	SO	GDP	OB%	SF	SH	SB	ATT	PO	A	E	FLD%
Evan Mendoza.....	.362	55	52	196	31	71	5	0	4	33	88.449	20	0	28	4.417	2	4	3	6	25	115	9	.940	
Preston Palmeiro.....	.337	60	59	243	53	82	20	1	9	55	131.539	29	3	42	6.412	2	0	1	1	526	32	5	.991	
Brock Deatherage.....	.317	60	60	224	45	71	9	5	6	39	108.482	21	9	53	0.395	2	7	14	18	79	8	6	.935	
Josh McLain.....	.300	56	56	213	41	64	19	2	4	37	99.465	14	6	40	1.359	1	8	13	16	119	4	1	.992	
Joe Dunand.....	.297	60	58	236	35	70	18	0	4	41	100.424	18	1	42	6.345	3	3	3	5	118	181	12	.961	
Andrew Knizner.....	.292	60	60	240	40	70	5	0	6	30	93.388	21	6	36	8.359	3	2	3	3	395	55	4	.991	
Stephen Pitarra.....	.291	53	47	199	36	58	9	1	0	25	69.347	24	3	29	6.376	0	6	2	3	102	123	2	.991	
Chance Shepard.....	.279	59	58	215	50	60	15	0	15	54	120.558	37	1	82	5.384	2	1	3	3	84	15	0	1.000	
Jack Conley.....	.833	7	0	6	3	5	0	0	0	4	5.833	0	1	0	0.857	0	0	0	0	4	0	0	1.000	
Storm Edwards.....	.333	15	3	12	6	4	0	0	0	2	4.333	6	0	3	0.556	0	0	0	0	5	0	1	.833	
Brett Kinneman.....	.296	42	34	135	33	40	13	0	6	32	71.526	24	2	38	2.405	2	0	2	2	49	2	0	1.000	
Ryne Willard.....	.268	23	9	41	6	11	3	0	0	8	14.341	2	0	17	0.289	2	1	0	1	17	20	0	1.000	
Shane Shepard.....	.258	36	22	89	12	23	8	2	13	41	46.120	20	1	30	0.396	1	0	1	1	24	3	2	.931	
Xavier LeGrant.....	.245	26	14	53	12	13	3	0	1	5	19.358	11	0	12	2.375	0	0	2	2	21	26	4	.922	
Garrett Suggs.....	.214	16	3	14	5	3	1	0	0	0	4.286	3	0	3	0.353	0	1	0	1	10	0	0	1.000	
Tommy DeJoneas.....	.118	9	4	17	3	2	0	0	0	1	2.118	2	0	4	0.211	0	0	0	0	3	3	0	1.000	
Brian Brown.....	.000	1	1	0	0	0	0	0	0	0	0.000	0	0	0	0.000	0	0	0	0	2	22	4	.857	
Totals.....	.303	60	60	2133	411	647	128	11	57	379	968.454	252	33	459	40.382	20	33	47	62	1606	664	59	.975	
Opponents.....	.260	60	60	1994	280	518	95	7	34	257	729.366	255	57	499	50.357	16	42	44	68	1570	597	66	.970	

Player	ERA	W	L	APP	GS	CG	SHO	CBO	SV	IP	H	R	ER	BB	SO	2B	3B	HR	ABB/Avg	WP	HBP	BK	SFA	SHA	
Ryan Williamson.....	2.69	7	2	15	13	0	0	1	0	70.1	60	26	21	38	77	13	0	5	256.234	8	8	0	0	3	
Brian Brown.....	3.70	7	3	17	17	0	0	0	0	87.2	84	41	36	32	79	7	1	8	318.264	5	8	1	2	15	
Travis Orwig.....	1.93	1	0	17	0	0	0	0	0	18.2	16	4	4	13	21	5	0	0	68.235	4	0	1	0	2	
Will Gilbert.....	2.22	5	1	24	0	0	0	1	6	52.2	48	13	13	11	62	3	0	2	193.249	7	5	0	0	2	
Chris Williams.....	2.51	2	0	22	0	0	0	0	1	32.1	39	13	9	7	14	8	0	2	127.307	0	5	0	1	5	
Tim Naughton.....	3.00	0	0	3	0	0	0	0	0	3.0	5	2	1	2	1	2	1	0	13.385	0	1	0	0	0	
Austin Staley.....	3.16	3	1	26	0	0	0	1	0	25.2	17	10	9	11	23	5	0	0	88.193	8	1	0	2	3	
Joe O'Donnell.....	4.02	3	2	6	6	1	0	0	0	31.1	30	20	14	12	25	4	1	2	117.256	1	4	0	1	2	
Karl Keglovits.....	4.50	1	0	10	1	0	0	0	0	14.0	14	9	7	10	11	3	1	0	54.259	2	2	1	0	1	
Cory Wilder.....	4.61	3	4	15	13	0	0	0	0	56.2	51	30	29	30	40	10	1	4	207.246	15	6	0	3	2	
Johnny Piedmonte.....	5.56	1	3	13	8	0	0	0	1	34.0	35	27	21	22	28	7	0	0	131.267	4	1	0	2	2	
Cody Beckman.....	6.05	2	0	16	0	0	0	0	0	19.1	14	14	13	8	23	3	0	1	69.203	5	3	1	0	1	
Kyle Smith.....	6.23	0	0	9	0	0	0	0	0	4.1	4	3	3	6	4	2	0	0	17.235	0	0	0	1	0	
Tommy DeJoneas.....	6.37	2	3	24	0	0	0	0	6	29.2	35	21	21	19	27	9	0	4	113.310	5	5	0	2	2	
Sean Adler.....	6.94	0	1	19	1	0	0	0	0	23.1	24	20	18	21	26	5	0	2	87.276	3	3	1	0	1	
Evan Brabrand.....	7.23	1	1	17	0	0	0	0	1	23.2	30	20	19	9	29	5	1	3	99.303	2	3	0	1	1	
Christian Demby.....	7.27	0	1	7	1	0	0	0	0	8.2	12	7	7	4	9	4	1	1	37.324	0	2	0	1	0	
Totals.....	4.12	38	22	60	60	1	1	15	15	535.1	518	280	245	255	499	95	7	34	1994	.260	69	57	5	16	42
Opponents.....	6.16	22	38	60	60	1	5	5	13	523.1	647	411	358	252	459	128	11	57	2133	.303	58	33	9	20	33



NC State Wolfpack

NC State in the ACC

Year	Overall	ACC	Finish	ACC Trn.	Post-Season
1954	9-7-0	8-6-0	3rd	x	
1955	14-5-0	10-4-0	2nd	x	
1956	14-5-1	11-4-0	2nd	x	
1957	8-10-0	7-7-0	4th	x	
1958	10-7-0	6-7-0	5th	x	
1959	8-12-0	5-9-0	8th	x	
1960	12-8-0	9-5-0	3rd	x	
1961	13-5-0	8-5-0	4th	x	
1962	11-10-0	8-6-0	T3rd	x	
1963	9-10-0	4-10-0	7th	x	
1964	8-15-0	4-9-0	7th	x	
1965	10-10-1	6-8-0	T5th	x	
1966	11-12-2	7-7-0	T3rd	x	
1967	11-11-0	6-7-0	5th	x	
1968	25-9-0	13-4-0	1st	x	*5-3
1969	17-11-0	9-9-0	4th	x	
1970	21-10-0	13-8-0	3rd	x	
1971	18-11-1	9-5-0	3rd	x	
1972	19-13-0	7-8-0	4th	x	
1973	23-10-1	9-3-0	2nd	5-1	1-2
1974	22-12-0	7-5-0	3rd	4-1	0-2
1975	27-7-0	10-2-0	T1st	4-0	2-2
1976	20-12-1	6-6-0	4th	0-1	
1977	27-12-0	5-5-0	5th	2-2	
1978	23-16-0	5-7-0	5th	1-2	
1979	24-13-0	3-9-0	6th	x	
1980	21-12-0	7-6-0	4th	2-2	
1981	33-12-0	10-4-0	T1st	2-2	
1982	24-14-0	7-7-0	4th	1-2	
1983	23-13-1	9-4-0	2nd	1-2	
1984	32-8-0	9-3-0	3rd	2-2	
1985	29-16-0	8-5-0	4th	0-2	
1986	35-15-0	11-2-0	1st	2-2	0-2
1987	39-16-0	12-8-0	4th	4-2	0-2
1988	45-16-0	13-6-0	2nd	1-2	1-2
1989	35-21-2	10-10-0	4th	2-2	
1990	48-20-0	14-7-0	3rd	3-2	2-2
1991	48-20-0	11-10-0	3rd	2-2	3-2
1992	46-18-0	15-9-0	3rd	4-1	1-2
1993	49-17-0	15-7-0	2nd	4-2	2-2
1994	46-18-1	13-11-0	5th	3-2	2-2
1995	36-24-0	12-12-0	6th	2-2	
1996	42-19-0	13-11-0	T3rd	1-2	0-2
1997	43-20-0	15-8-0	3rd	2-2	2-2
1998	41-23-0	12-9-0	4th	2-2	2-2
1999	37-25-0	11-13-0	6th	2-2	0-2
2000	30-28-0	10-14-0	T6th	0-2	
2001	32-29-0	9-15-0	T6th	5-2	
2002	33-26-0	7-17-0	7th	1-2	
2003	45-13-0	15-9-0	T3rd	3-2	3-2
2004	36-24-0	11-12-0	6th	1-2	1-2
2005	41-19-0	17-13-0	6th	1-2	1-2
2006	40-23-0	16-13-0	T2nd-A	3-2	2-2
2007	38-23-0	16-14-0	3rd-A	1-2	1-2
2008	42-22-0	18-11-0	2nd-A	1-2	4-2
2009	25-31-0	10-20-0	T4th-A	x	
2010	38-24-0	15-15-0	3rd-A	2-2	0-2
2011	35-27-0	15-15-0	T3rd-A	1-2	1-2
2012	43-20-0	19-11-0	2nd-A	1-2	4-3
2013	50-16-0	19-10-0	2nd-A	2-1	*6-2
2014	32-23-0	13-17-0	5th-A	0-1	
2015	36-23-0	15-14-0	5th-A	3-1	2-2
2016	38-22-0	15-13-0	3rd-A	1-2	3-2

NC State Coaching Records

Career Records

Coach	Years	Seasons	W	L	T	Pct.
Unknown	3	1903, 1905, 1907	34	16	0	.680
C.D. Welch	1	1904	10	12	0	.455
M.J. Kittredge	1	1906	6	7	0	.462
Frank Thompson	4	1908-1911	70	16	4	.800
Edward Greene	1	1912	13	6	1	.675
Fred Anderson	1	1913	6	0	0	1.000
Harry Hartsell	5	1917-1918, 1921-1923	52	37	4	.581
T.H. Stafford	1	1919	12	11	0	.522
W. McKenzie Fetzer	1	1920	14	6	0	.700
Chick Doak	16	1924-1939	145	131	6	.525
Doc Newton	5	1940-1944	16	50	0	.242
Beattie Feathers	1	1945	7	6	0	.538
Vic Sorrell	21	1946-1966	223	196	5	.532
Sam Esposito	21	1967-1987	513	253	4	.669
Ray Tanner	9	1988-1996	395	173	4	.694
Elliott Avent	20	1997-2016	755	466	0	.618

ACC Games Only

Coach	Years	Seasons	W	L	T	Pct.
Vic Sorrell	13	1954-1966	93	87	0	.517
Sam Esposito	21	1967-1987	175	117	0	.599
Ray Tanner	9	1988-1996	116	83	0	.582
Elliott Avent	20	1997-2016	278	263	0	.514

ACC Tournament

Coach	Years	Seasons	W	L	T	Pct.
Sam Esposito	14	1973-1978, 1980-1987	30	23	0	.566
Ray Tanner	9	1988-1996	22	17	0	.564
Elliott Avent	19	1997-2008, 2010-2016	32	34	0	.485

NCAA Tournament

Coach	Years	Seasons	W	L	T	Pct.
Sam Esposito	6	1968, 1973-1975, 1986-1987	8	13	0	.381
Ray Tanner	7	1988, 1990-1994, 1996	11	14	0	.440
Elliott Avent	15	1997-99, 2003-08, 10-13, 15-16	32	31	0	.508

* denotes competed in College World Series



Notre Dame Fighting Irish

Notre Dame Quick Facts

Location	Notre Dame, Indiana
Founded	1842
Enrollment	12,179
Nickname	Fighting Irish
Colors	Gold and Blue
President	Rev. John I. Jenkins C.S.C.
Director of Athletics	Jack Swarbrick
Stadium	Frank Eck Stadium (2,500)
Athletic Website	UND.com

Coaching Staff

Head Coach	Mik Aoki (Davidson '90)
Assistants	Jesse Woods, Chuck Ristano, Robert Youngdahl

About the Fighting Irish

2016 Overall Record	27-27
2015 Conference Record	11-17 (7th, Atlantic)
Monogram Winners Returning/Lost	16/8

ACC Divisional Titles	0
ACC Titles	0
ACC Championship Record	1-2
NCAA Tournament Appearances	22
NCAA Tournament Record	42-46
First-Team All-Americans	7
ACC Player of the Year	0
ACC Pitcher of the Year	0
ACC Freshman of the Year	0
ACC Coach of the Year	0
All-ACC First Team	0



MIK AOKI
DAVIDSON '90

NOTRE DAME RECORD
174-161-1 (6 YEARS)

CAREER RECORD
375-409-2 (16 YEARS)

ACC RECORD
85-120 (7 YEARS)

2016 Schedule

Feb 17	vs. Lafayette	12 p.m.
Feb 18	vs. Saint Louis	12 p.m.
Feb 18	vs. Incarnate Word	4 p.m.
Feb 19	vs. TBD	12 p.m.
Feb 24	vs. San Diego	9 p.m.
Feb 25	vs. TBD	3 p.m.
Feb 26	vs. TBD	1 p.m.
Mar 3	vs. Maryland	4:30 p.m.
Mar 4	vs. UMass-Lowell	12 p.m.
Mar 4	vs. Rhode Island	4 p.m.
Mar 5	vs. Monmouth	11 a.m.
Mar 10	at Clemson *	6:30 p.m.
Mar 11	at Clemson *	4 p.m.
Mar 12	at Clemson *	1 p.m.
Mar 14	at Davidson	6 p.m.
Mar 17	at Pitt *	3 p.m.
Mar 18	at Pitt *	1 p.m.
Mar 19	at Pitt *	1 p.m.
Mar 21	Northern Illinois	6:05 p.m.
Mar 22	Toledo	6:05 p.m.
Mar 24	Florida State *	6:05 p.m.
Mar 25	Florida State *	4:05 p.m.
Mar 26	Florida State *	1:05 p.m.
Mar 28	Chicago State	6:05 p.m.
Mar 31	NC State *	6:05 p.m.
Apr 1	NC State *	4:05 p.m.
Apr 2	NC State *	1:05 p.m.
Apr 4	at Michigan	7 p.m.
Apr 7	Georgia Tech *	6:05 p.m.
Apr 8	Georgia Tech *	4:05 p.m.
Apr 9	Georgia Tech *	1:05 p.m.
Apr 11	Michigan State	6:05 p.m.
Apr 14	at Wake Forest *	6 p.m.
Apr 15	at Wake Forest *	4 p.m.
Apr 16	at Wake Forest *	1 p.m.
Apr 18	vs. Central Michigan	7:05 p.m.
Apr 19	Illinois State	6:05 p.m.
Apr 21	at Virginia *	6 p.m.
Apr 22	at Virginia *	4 p.m.
Apr 23	at Virginia *	12 p.m.
Apr 25	Valparaiso	6:05 p.m.
Apr 26	Eastern Michigan	6:05 p.m.
Apr 28	Duke *	6:05 p.m.
Apr 29	Duke *	4:05 p.m.
Apr 30	Duke *	1:05 p.m.
May 5	Louisville *	6:05 p.m.
May 6	Louisville *	4:05 p.m.
May 7	Louisville *	1:05 p.m.
May 12	Austin Peay	7:05 p.m.
May 13	Austin Peay	4:05 p.m.
May 14	Austin Peay	1:05 p.m.
May 18	at Boston College *	2:30 p.m.
May 19	at Boston College *	1:30 p.m.
May 20	at Boston College *	1 p.m.

2017 Notre Dame Roster

#	Name	Pos	B/T	Ht	Wt	Cl	Hometown
0	Jake Shepski	OF/RHP	S/R	6-2	180	Jr.	Lockport, Ill.
3	Ryan Smoyer	RHP	R/R	6-4	218	Sr.	Bowling Green, Ohio
4	Michael Feliz	INF	R/R	5-11	202	Fr.	Englewood Cliffs, N.J.
5	Bryce Gray	C	R/R	5-11	197	Fr.	Flossmoor, Ill.
6	Cole Daily	INF	L/R	6-1	178	So.	Springfield, Ill.
7	Nick Podkul	INF	R/R	6-2	186	So.	Schererville, Ind.
8	Alex Kerschner	OF/1B	R/L	6-3	203	Jr.	New Berlin, Wisc.
10	Jake Singer	INF	R/R	5-11	161	So.	San Diego, Calif.
12	Brandon Bielak	RHP	L/R	6-1	210	Jr.	Sayreville, N.J.
13	Nick Neville	INF	L/R	6-0	181	Fr.	Fairfax, Va.
14	Connor Power	C/INF	R/R	5-10	193	Fr.	Wellington, Fla.
15	Eric Gilgenabch	OF	R/R	6-2	204	So.	Rochester Hills, Mich.
17	Jack Connolly	RHP	R/R	6-0	199	So.	Raynham, Mass.
18	Charlie Vorsheck	RHP	R/R	6-4	227	Jr.	Laguna Hills, Calif.
19	Eric Feliz	OF	R/R	6-0	198	So.	Englewood Cliffs, N.J.
20	Kyle Fiala	INF	R/R	6-0	175	Sr.	Carmel, Ind.
21	Anthony Holubecki	RHP	R/R	6-3	192	Fr.	Elburn, Ill.
22	Zack Martin	RHP	R/R	6-5	207	Fr.	Plainfield, Ill.
23	Jack Sheehan	RHP	R/R	6-0	177	Fr.	Brielle, N.J.
24	Matt Vierling	OF/RHP	R/R	6-3	196	So.	St. Louis, Mo.
26	Cameron Brown	LHP	L/L	5-11	192	Fr.	Lakewood, Colo.
28	Michael Hearne	LHP	L/L	6-0	178	Gr.	Palos Heights, Ill.
31	Daniel Jung	OF	L/L	5-11	204	Fr.	La Mirada, Calif.
32	Cameron Junker	RHP	R/R	6-3	210	Fr.	Cincinnati, Ohio
33	Colin Stoecker	LHP	L/L	6-5	232	So.	Lascassas, Tenn.
35	Peter Solomon	RHP	R/R	6-4	191	Jr.	Ellicott City, Md.
36	Ryan Lidge	C	S/R	6-2	215	Sr.	Barrington, Ill.
37	Patrick McDonald	RHP/OF	R/R	6-1	188	Fr.	Marietta, Ga.
38	Scott Tully	LHP	L/L	6-0	183	Fr.	Reading, Mass.
39	Jake Johnson	OF	L/L	6-0	196	Jr.	Atlanta, Ga.
41	Andrew Belcik	RHP	R/R	6-1	234	Fr.	Oldsmar, Fla.
44	Evy Ruibal	RHP	R/R	6-4	232	Jr.	Millburn, N.J.
45	Brad Bass	RHP	R/R	6-6	256	Jr.	New Lenox, Ill.
50	Sean Guenther	LHP	L/L	5-11	186	Jr.	Atlanta, Ga.
55	Shane Combs	RHP	R/R	6-2	209	So.	Wellesley, Mass.



Notre Dame Fighting Irish

2016 Results

Feb 19	at Santa Clara	W, 5-0
Feb 20	at Santa Clara	L, 0-2
Feb 21	at Santa Clara	L, 2-4
Feb 26	vs. Bradley	L, 3-4
Feb 26	vs. Texas Southern	W, 6-5
Feb 27	vs. Incarnate Word	W, 13-2
Feb 28	vs. Gonzaga	W, 7-6
Mar 4	vs. Alabama	L, 0-4
Mar 5	vs. Brown	W, 7-6
Mar 5	vs. Bucknell	L, 5-6 (11)
Mar 6	vs. Niagara	W, 5-4 (10)
Mar 11	at Louisville *	L, 3-4 (11)
Mar 11	at Louisville *	L, 2-8
Mar 12	at Louisville *	L, 0-1
Mar 16	Toledo	W, 10-3
Mar 18	at NC State *	L, 1-9
Mar 19	at NC State *	W, 8-4 (12)
Mar 20	at NC State *	L, 6-16 (8)
Mar 22	Illinois-Chicago	W, 9-5
Mar 24	at Virginia Tech *	W, 16-4
Mar 25	at Virginia Tech *	W, 6-2
Mar 26	at Virginia Tech *	W, 5-2
Mar 31	Oregon	W, 6-3
Apr 1	Wake Forest *	W, 6-5
Apr 3	Wake Forest *	L, 13-15
Apr 3	Wake Forest *	W, 10-2 (7)
Apr 5	Michigan	W, 9-5
Apr 8	Miami *	Canceled
Apr 9	Miami *	Canceled
Apr 10	Miami *	L, 2-10
Apr 12	Chicago State	W, 6-3
Apr 13	Valparaiso	W, 3-1
Apr 15	Boston College *	W, 4-1
Apr 16	Boston College *	W, 4-1
Apr 17	Boston College *	W, 11-9
Apr 19	at Michigan State	W, 1-0
Apr 20	Central Michigan	W, 7-6
Apr 22	at Florida State *	L, 6-12
Apr 23	at Florida State *	L, 6-7 (12)
Apr 24	at Florida State *	L, 6-11
Apr 26	vs. Indiana	W, 5-0
Apr 27	Eastern Michigan	L, 0-8
Apr 29	Ohio	W, 2-1
May 1	Ohio	L, 5-8
May 1	Ohio	L, 1-9
May 6	Pitt *	L, 2-4
May 7	Pitt *	L, 5-8
May 8	Pitt *	W, 5-0
May 10	LSU	L, 0-1 (11)
May 11	LSU	L, 2-3 (7)
May 13	at North Carolina *	L, 0-3
May 14	at North Carolina *	W, 3-1
May 16	at North Carolina *	L, 1-8
May 19	Clemson *	L, 1-2 (11)
May 20	Clemson *	L, 1-11
May 21	Clemson *	L, 2-6



KYLE FIALA
INF • Senior • Carmel, Indiana



MICHAEL HEARNE
LHP • Grad. • Palos Heights, Illinois

2016 Notre Dame Stats (27-27, 11-17, 7th ACC Atlantic)

Player	AVG	GP	GS	AB	R	H	2B	3B	HR	RBI	TBSLG%	BB	HBP	SO	GDP	OB%	SF	SH	SB	ATT	PO	A	E	FLD%
Zak Kutsulis	.315	43	41	165	21	52	12	2	3	30	77.467	15	1	27	2.366	5	0	11	14	304	14	1	.997	
Cavan Biggio	.311	54	54	196	43	61	12	2	4	28	89.454	54	6	32	2.473	0	0	14	14	99	152	11	.958	
Ricky Sanchez	.306	52	47	193	25	59	12	4	3	26	88.456	9	2	50	3.343	0	5	3	4	116	9	1	.992	
Lane Richards	.262	54	54	195	24	51	8	2	1	13	66.338	17	2	29	0.326	1	1	5	6	67	145	5	.977	
Matt Vierling	.258	54	54	213	26	55	3	1	6	29	78.366	20	0	35	2.322	0	0	3	5	128	4	2	.985	
Liam Dalton IV	.500	3	0	2	0	1	0	0	0	1	5.000	0	0	0	0.500	0	0	0	0	3	0	1	.750	
Nick Podkul	.288	40	36	125	16	36	6	1	0	11	44.352	20	8	25	1.413	2	2	3	3	206	24	2	.991	
Jake Shepski	.270	40	35	141	19	38	6	1	7	25	67.475	13	1	21	0.329	3	3	2	5	61	2	3	.955	
Kyle Richardson	.244	51	32	123	12	30	7	0	0	11	37.301	3	0	25	2.260	1	5	4	7	86	7	0	1.000	
Cole Daily	.239	26	12	46	9	11	5	0	0	7	16.348	7	1	15	1.352	0	1	0	0	5	12	3	.850	
Kyle Fiala	.215	40	38	144	19	31	4	1	0	13	37.257	11	2	30	4.278	1	0	3	4	34	84	4	.967	
Ryan Lidge	.199	40	40	141	9	28	9	0	1	19	40.284	8	2	24	2.250	1	1	0	0	263	45	6	.981	
Jake Johnson	.195	24	21	87	13	17	3	0	0	6	20.230	9	3	22	0.293	0	1	2	2	27	1	0	1.000	
Torii Hunter Jr.	.182	19	1	11	7	2	0	0	0	1	2.182	2	0	6	0.308	0	0	2	2	5	0	0	1.000	
James Nevant	.167	15	4	18	4	3	0	0	1	2	6.333	4	2	7	0.360	1	0	0	0	6	0	0	1.000	
Brandon Bielak	.167	5	0	6	1	1	0	0	0	1	1.167	1	0	3	0.286	0	0	0	0	3	7	2	.833	
Connor Stutts	.116	22	8	43	6	5	0	1	2	7	13.302	12	1	17	1.316	1	2	1	1	14	0	0	1.000	
Jake Singer	.000	2	0	1	0	0	0	0	0	0	0.000	0	0	0	0.000	0	0	0	0	0	0	0	0.000	
Ryan Smoyer	.000	2	2	0	0	0	0	0	0	0	0.000	0	0	0	0.000	0	0	0	0	3	13	1	.941	
Peter Solomon	.000	2	2	0	0	0	0	0	0	0	0.000	0	0	0	0.000	0	0	0	0	2	10	1	.923	
Sean Guenther	.000	4	4	0	0	0	0	0	0	0	0.000	0	0	0	0.000	0	0	0	0	3	6	2	.818	
Michael Hearne	.000	1	1	0	0	0	0	0	0	0	0.000	0	0	0	0.000	0	0	0	0	9	14	1	.958	
Totals	.260	54	54	1850	254	481	87	15	28	229	682.369	205	31	368	20.341	16	21	53	67	1450	571	47	.977	
Opponents	.256	54	54	1806	265	463	75	10	27	236	639.354	225	39	376	35.348	22	39	59	76	1433	512	57	.972	

Player	ERA	W	L	APP	GS	CG	SHO	CBO	SV	IP	H	R	ER	BB	SO	2B	3B	HR	AB	B/Avg	WP	HBP	BK	SFA	SHA
Brandon Bielak	2.10	3	2	15	4	0	0	0	1	55.2	43	17	13	25	54	6	0	0	201	.214	6	5	1	2	4
Michael Hearne	2.13	8	2	14	13	2	1	2	0	80.1	64	19	19	15	42	12	1	2	287	.223	1	4	0	2	8
Ryan Smoyer	4.26	3	4	15	11	0	0	1	0	61.1	50	30	29	37	36	11	0	4	213	.235	8	7	0	3	2
Sean Guenther	4.62	3	5	15	11	0	0	1	0	78.0	85	47	40	21	47	11	2	6	303	.281	2	4	0	3	6
Peter Solomon	4.68	3	6	18	9	1	0	0	1	57.2	57	37	30	42	71	7	3	2	212	.269	10	6	0	5	7
Connor Hock	2.45	0	1	10	2	0	0	0	0	11.0	9	4	3	4	6	2	1	0	38	.237	1	1	0	3	0
Jack Connolly	2.70	1	0	5	0	0	0	0	0	6.2	2	2	2	9	7	0	0	0	23	.087	4	1	1	0	0
Matt Vierling	3.60	2	1	10	0	0	0	2	0	10.0	11	4	4	4	12	3	0	1	38	.289	2	0	0	1	1
Evy Ruihal	3.86	0	1	8	1	0	0	0	0	9.1	12	8	4	6	6	2	0	1	39	.308	1	3	0	0	1
Charlie Vorsheck	4.05	0	0	11	0	0	1	0	1	13.1	16	8	6	2	9	5	0	0	57	.281	0	1	0	0	1
Jake Shepski	4.63	0	0	9	0	0	1	0	1	11.2	15	8	6	1	12	2	2	2	49	.306	3	1	0	0	0
Joey Cresta	5.40	0	1	12	1	0	0	0	0	11.2	7	7	7	8	9	1	0	0	40	.175	4	2	0	0	1
Connor Hale	6.16	2	0	11	0	0	0	0	0	19.0	22	17	13	9	13	5	0	2	75	.293	7	1	1	1	2
Jim Orwick	6.52	0	0	13	0	0	0	1	0	9.2	12	7	7	8	9	1	0	3	39	.308	1	1	0	0	1
David Hearne	6.75	0	1	11	1	0	0	1	1	16.0	13	12	12	13	15	5	0	1	58	.224	3	1	3	0	2
Nick McCarty	7.36	0	0	5	0	0	0	0	0	7.1	12	7	6	4	2	0	1	1	31	.387	0	1	0	0	1
Scott Tully	8.03	1	2	8	1	0	0	1	0	12.1	15	11	11	7	12	1	0	2	48	.313	1	0	0	1	2
Brad Bass	11.68	1	1	11	0	0	0	1	2	12.1	18	20	16	10	14	1	0	0	55	.327	2	0	1	1	0
Totals	4.23	27	27	54	54	3	4	3	6	483.1	463	265	227	225	376	75	10	27	1806	.256	56	39	7	22	39
Opponents	4.01	27	27	54	54	1	6	6	15	477.2	481	254	213	205	368	87	15	28	1850	.260	40	31	3	16	21



Notre Dame Fighting Irish

Notre Dame (1954-2013)

Year	Coach	W	L	T	Pct.	Post-Season
1954	Jake Kline	12	13	0	.480	
1955	Jake Kline	9	13	0	.409	
1956	Jake Kline	12	14	0	.462	1-2
1957	Jake Kline	16	10	0	.615	*5-3
1958	Jake Kline	20	11	0	.645	2-2
1959	Jake Kline	22	7	0	.759	2-2
1960	Jake Kline	19	7	0	.731	0-2
1961	Jake Kline	12	17	0	.414	
1962	Jake Kline	11	6	0	.647	
1963	Jake Kline	19	11	0	.633	1-2
1964	Jake Kline	16	12	1	.569	
1965	Jake Kline	18	17	0	.514	
1966	Jake Kline	12	14	0	.462	
1967	Jake Kline	17	8	1	.673	
1968	Jake Kline	13	10	0	.565	
1969	Jake Kline	14	10	0	.583	
1970	Jake Kline	17	14	0	.548	1-2
1971	Jake Kline	11	21	0	.344	
1972	Jake Kline	14	16	0	.467	
1973	Jake Kline	15	22	0	.405	
1974	Jake Kline	18	21	0	.462	
1975	Jake Kline	17	14	0	.548	
1976	Tom Kelly	16	24	0	.400	
1977	Tom Kelly	17	26	0	.395	
1978	Tom Kelly	12	25	1	.329	
1979	Tom Kelly	14	19	0	.424	
1980	Tom Kelly	29	8	0	.784	
1981	Larry Gallo	23	16	1	.588	
1982	Larry Gallo	28	15	0	.651	
1983	Larry Gallo	19	28	0	.404	
1984	Larry Gallo	24	24	0	.500	
1985	Larry Gallo	26	27	2	.491	
1986	Larry Gallo	22	28	0	.440	
1987	Larry Gallo	15	29	0	.341	
1988	Pat Murphy	39	22	0	.639	
1989	Pat Murphy	48	19	1	.713	1-2
1990	Pat Murphy	46	12	0	.793	
1991	Pat Murphy	45	16	0	.738	
1992	Pat Murphy	48	15	0	.762	3-2
1993	Pat Murphy	46	16	0	.742	3-2
1994	Pat Murphy	46	16	0	.742	2-2
1995	Paul Mainieri	40	21	0	.656	
1996	Paul Mainieri	44	18	0	.710	1-2
1997	Paul Mainieri	41	19	0	.683	
1998	Paul Mainieri	41	17	0	.707	
1999	Paul Mainieri	43	18	0	.705	1-2
2000	Paul Mainieri	46	18	0	.719	3-2
2001	Paul Mainieri	49	13	1	.786	3-2
2002	Paul Mainieri	50	18	0	.735	*6-3
2003	Paul Mainieri	45	18	0	.714	2-2
2004	Paul Mainieri	51	12	0	.810	2-2
2005	Paul Mainieri	38	24	1	.611	2-2
2006	Paul Mainieri	45	17	1	.722	0-2
2007	Dave Schrage	28	28	0	.500	
2008	Dave Schrage	33	21	1	.609	
2009	Dave Schrage	36	23	0	.610	
2010	Dave Schrage	22	32	0	.407	
2011	Mik Aoki	23	29	1	.443	
2012	Mik Aoki	31	27	0	.534	
2013	Mik Aoki	34	24	0	.586	

Notre Dame Coaching Records

Career Records				W	L	T	Pct.
Coach	Years	Seasons					
Frank Hering	3	1897-99		17	7	0	.708
Stahl	1	1900		15	2	0	.882
Robert Lynch	1	1903		17	5	0	.773
Harry Arndt	1	1906		20	5	0	.800
Lou Criger	1	1907		21	2	0	.913
Harry Curtis	2	1908-09		33	6	0	.846
Ed Smith	2	1910,12		38	8	0	.826
Albert Kelly	1	1911		17	5	0	.773
Fred "Cy" Williams	1	1913		14	3	0	.824
Jesse Harper	5	1914-18		61	28	0	.685
Gus Dorais	2	1919-20		21	10	1	.672
Walter Halas	3	1921-23		46	21	1	.684
George Keogan	7	1924-26, '30-'33		68	57	2	.543
Tommy Mills	3	1927-29		57	20	1	.737
Jake Kline	42	1934-75		558	449	5	.554
Tom Kelly	5	1976-80		88	102	1	.463
Larry Gallo	7	1981-87		157	167	3	.485
Pat Murphy	7	1988-94		318	116	1	.732
Paul Mainieri	12	1995-2006		533	213	3	.714
Dave Schrage	4	2007-10		119	104	1	.533
Mik Aoki	6	2011-16		174	161	1	.523

ACC Games Only

Coach	Years	Seasons	W	L	T	Pct.
Mik Aoki	3	2014-16	37	51	0	.420

ACC Tournament

Coach	Years	Seasons	W	L	T	Pct.
Mik Aoki	1	2015	1	2	0	.333

NCAA Tournament

Coach	Years	Seasons	W	L	T	Pct.
Jake Kline	8	1949,56-60,63,70	12	17	0	.414
Pat Murphy	4	1989,92-94	9	8	0	.529
Paul Mainieri	9	1996,99-06	20	19	0	.513
Mik Aoki	1	2015	1	2	0	.333

Notre Dame in the ACC

Year	Overall	ACC	Finish	ACC Trn.	Post-Season
2014	22-31-0	9-21-0	7th-A		
2015	37-23-0	17-13-0	T2nd-A	1-2	1-2
2016	27-27-0	11-17-0	7th-A		

* denotes competed in College World Series



Pitt Panthers

Pitt Quick Facts

Location Pittsburgh, Pennsylvania
 Founded 1787
 Enrollment 28,617
 Nickname Panthers
 Colors Blue and Gold
 Chancellor Patrick Gallagher
 Interim Director of Athletics Randy Juhl
 Stadium Charles L. Cost Field (900)
 Athletic Website pittsburghpanthers.com

Coaching Staff

Head Coach Joe Jordano (Westminster '85)
 Assistants Jerry Oakes, Billy Alvino, Jimmy Negrych

About the Panthers

2016 Overall Record 25-26
 2016 Conference Record 10-18 (6th, Coastal)
 Fielders Returning/Lost 5/6
 Pitchers Returning/Lost 6/4

ACC Divisional Titles 0
 ACC Titles 0
 ACC Championship Record 0-0
 NCAA Tournament Appearances 3
 NCAA Tournament Record 2-4
 First-Team All-Americans 4
 ACC Player of the Year 0
 ACC Pitcher of the Year 0
 ACC Freshman of the Year 0
 ACC Coach of the Year 0
 All-ACC First Team 1



JOE JORDANO
 WESTMINSTER '85

PITT RECORD
 536-466-2 (19 YEARS)

CAREER RECORD
 819-584-2 (29 YEARS)

ACC RECORD
 30-58 (3 YEARS)

2017 Schedule

Feb 17	vs. Delaware	3:30 p.m.
Feb 18	vs. Kansas State	11 a.m.
Feb 18	vs. Ohio State	5 p.m.
Feb 19	vs. Delaware	1 p.m.
Feb 24	vs. Siena	3 p.m.
Feb 25	vs. Siena	1 p.m.
Feb 25	vs. Siena	4:30 p.m.
Mar 3	vs. Wofford	5 p.m.
Mar 4	at USC Upstate	1 p.m.
Mar 4	at USC Upstate	4:30 p.m.
Mar 5	vs. Wright State	12 p.m.
Mar 10	at Louisville *	6 p.m.
Mar 11	at Louisville *	1 p.m.
Mar 12	at Louisville *	1 p.m.
Mar 14	Saint Peter's	3 p.m.
Mar 15	Saint Peter's	1 p.m.
Mar 17	Notre Dame *	3 p.m.
Mar 18	Notre Dame *	1 p.m.
Mar 19	Notre Dame *	1 p.m.
Mar 21	at Kent State	6 p.m.
Mar 24	Virginia Tech *	3 p.m.
Mar 25	Virginia Tech *	3 p.m.
Mar 26	Virginia Tech *	1 p.m.
Mar 28	West Virginia	6 p.m.
Mar 31	at Duke *	6 p.m.
Apr 1	at Duke *	1 p.m.
Apr 2	at Duke *	1 p.m.
Apr 4	Penn State	6 p.m.
Apr 7	at Virginia *	6 p.m.
Apr 8	at Virginia *	4 p.m.
Apr 9	at Virginia *	1 p.m.
Apr 14	Miami *	6 p.m.
Apr 15	Miami *	3 p.m.
Apr 16	Miami *	1 p.m.
Apr 18	at Penn State	6:30 p.m.
Apr 19	Kent State	6 p.m.
Apr 21	North Carolina *	6 p.m.
Apr 22	North Carolina *	3 p.m.
Apr 23	North Carolina *	1 p.m.
Apr 29	SIUE	1 p.m.
Apr 29	SIUE	4:30 p.m.
Apr 30	SIUE	1 p.m.
May 2	Maryland Eastern Shore	6 p.m.
May 3	Maryland Eastern Shore	1 p.m.
May 6	at Georgia Tech *	6 p.m.
May 7	at Georgia Tech *	6 p.m.
May 8	at Georgia Tech *	7 p.m.
May 10	Youngstown State	6 p.m.
May 12	NC State *	6 p.m.
May 13	NC State *	6 p.m.
May 14	NC State *	1 p.m.
May 16	at West Virginia	6:30 p.m.
May 18	at Wake Forest *	6 p.m.
May 19	at Wake Forest *	6 p.m.
May 20	at Wake Forest *	1 p.m.

2017 Pitt Roster

#	Name	Pos	B/T	Ht	Wt	Cl	Hometown
1	Nico Popa	OF	R/R	5-10	175	Fr.	Pittsburgh, Pa.
2	PJ DeMeo	INF	R/R	6-0	195	Sr.	Sewickley, Pa.
3	Frank Maldonado	OF	R/R	6-1	190	R-Jr.	Short Hills, N.J.
4	Dan Furman	RHP	R/R	6-0	185	R-Jr.	Brookhaven, Pa.
5	Kaylor Kulina	INF	L/R	5-10	185	Jr.	Hummelstown, Pa.
6	Caleb Parry	C	R/R	6-0	190	R-Jr.	Riverside, Calif.
9	Yaya Chentouf	RHP/OF	R/R	5-9	180	So.	Ocoee, Fla.
11	Liam Sabino	INF	R/R	6-1	190	R-So.	East Stroudsburg, Pa.
12	Tyler Garbee	RHP	R/R	6-3	180	So.	Sewickley, Pa.
13	Jacob Wright	OF	L/R	5-11	185	R-Sr.	Melbourne Beach, Fla.
14	Alex Amos	INF	R/R	5-11	170	Fr.	Winchester, Va.
17	Alex Griffith	C	R/R	5-9	195	So.	Bristol, Va.
18	Dan Hammer	RHP	R/R	6-2	175	Fr.	Philadelphia, Pa.
19	Sam Mersing	RHP	R/R	6-2	200	Sr.	McKees Rocks, Pa.
20	Blair Calvo	RHP	R/R	6-3	195	Jr.	St. Augustine, Fla.
22	Josh Falk	RHP	R/R	6-1	205	Sr.	Tampa, Fla.
24	David Yanni	INF	L/R	5-11	205	So.	Pipersville, Pa.
27	Zach Zientarski	INF/RHP	R/R	6-3	225	Fr.	Jupiter, Fla.
28	Peyton Reesman	LHP	L/L	6-6	220	Fr.	Lewistown, Pa.
29	Nick Banman	INF	L/R	6-5	215	Jr.	Lenexa, Kan.
31	Isaac Mattson	RHP	R/R	6-3	185	Jr.	Harbor Creek, Pa.
32	Colin Liberatore	RHP	R/R	6-3	185	So.	Greensburg, Pa.
33	RJ Freure	RHP	R/R	6-1	205	Fr.	Burlington, ON, Canada
34	Chris Gomez	RHP	R/R	6-2	165	Fr.	Miami, Fla.
40	Josh Mitchell	LHP	R/L	6-1	210	R-Jr.	Ridgway, Pa.
41	Matt Pidich	RHP	R/R	6-3	210	R-Jr.	Aberdeen, N.J.
42	Adam Cornwell	RHP	R/R	5-10	190	GS.	Bloomington, Ind.
43	Manny Pazos	C	R/R	6-0	185	Sr.	Miami, Fla.
44	TJ Pagan	RHP	R/R	6-3	230	Jr.	Philadelphia, Pa.
46	Derek West	RHP	R/R	6-5	230	R-Fr.	Orange City, Fla.
48	Kevin Henriksen	RHP	R/R	6-5	190	R-Fr.	Glen Mills, Pa.




Pitt Panthers

2016 Results

Feb 19	vs. Niagara W, 19-10
Feb 20	vs. Toledo W, 7-2
Feb 20	vs. Ohio State L, 8-11
Feb 21	vs. Niagara W, 5-4
Feb 26	at Grambling St. W, 16-6
Feb 27	at Grambling St. W, 14-6
Feb 28	at Grambling St. W, 18-5 (7)
Mar 4	at New Orleans L, 5-12
Mar 5	at New Orleans L, 6-13
Mar 6	at New Orleans L, 5-8
Mar 11	at North Carolina * L, 2-14
Mar 12	at North Carolina * L, 0-4
Mar 13	at North Carolina * W, 5-0
Mar 16	at Kent State W, 9-4
Mar 18	Florida State * L, 4-17
Mar 19	Florida State * L, 2-10
Mar 20	Florida State * W, 5-2
Mar 24	Boston College * L, 4-6
Mar 25	Boston College * W, 5-0
Mar 26	Boston College * W, 5-4
Mar 30	Kent State W, 13-5
Apr 1	at Clemson * L, 6-14
Apr 2	at Clemson * W, 15-5
Apr 3	at Clemson * L, 3-4
Apr 5	at Penn State L, 0-7
Apr 8	Georgia Tech * L, 3-6
Apr 9	Georgia Tech * Canceled
Apr 10	Georgia Tech * W, 13-6
Apr 12	at West Virginia W, 4-1
Apr 15	at Virginia Tech * L, 4-5
Apr 16	at Virginia Tech * W, 6-5
Apr 17	at Virginia Tech * W, 8-3
Apr 20	at Youngstown State W, 17-5
Apr 23	Miami (OH) W, 5-0
Apr 23	Miami (OH) W, 4-3
Apr 24	Miami (OH) W, 8-7
Apr 30	Virginia * L, 1-5
Apr 30	Virginia * L, 6-7
May 1	Virginia * L, 1-9
May 3	Maryland Eastern Shore W, 9-1
May 4	Maryland Eastern Shore L, 6-9
May 6	at Notre Dame * W, 4-2
May 7	at Notre Dame * W, 8-5
May 8	at Notre Dame * L, 0-5
May 10	Youngstown State W, 5-3 (5)
May 11	Penn State L, 6-11
May 13	at Miami * L, 6-7
May 14	at Miami * L, 3-4 (11)
May 15	at Miami * L, 4-8
May 17	West Virginia L, 4-10
May 19	Duke * L, 1-2 (10)
May 20	Duke * L, 5-7
May 21	Duke * Canceled



FRANK MALDONADO
OF • R-Junior • Short Hills, N.J.



DAVID YANNI
INF • Sophomore • Pipersville, Pa.

2016 Pitt Stats (25-26, 10-18, 6th ACC Coastal)

Player	AVG	GP	GS	AB	R	H	2B	3B	HR	RBI	TBSLG%	BB	HBP	SO	GDP	OB%	SF	SH	SB	ATT	PO	A	E	FLD%	
Charles LeBlanc	.405	49	49	195	45	79	9	3	2	46	100	.513	30	5	29	3	.494	1	4	7	8	54	147	13	.939
Frank Maldonado	.330	49	49	185	29	61	5	7	1	25	83	.449	14	13	26	4	.415	0	3	5	8	96	0	01.000	
Alex Kowalczyk	.315	49	49	181	37	57	17	1	9	45	103	.569	20	11	30	1	.409	3	4	3	4	202	29	4	.983
Nick Yarnall	.309	48	45	162	31	50	7	0	11	39	90	.556	34	6	28	3	.439	3	6	6	6	152	6	2	.988
Ron Sherman	.282	39	36	131	22	37	5	5	6	27	70	.534	19	2	40	2	.379	1	0	1	3	17	54	9	.888
Caleb Parry	.277	42	37	141	22	39	8	0	2	22	53	.376	13	0	22	3	.338	0	5	2	4	343	18	2	.994
Aaron Schnurbusch	.241	46	42	141	32	34	7	1	5	19	58	.411	28	4	42	3	.382	0	2	8	11	112	4	4	.967
Jacob Wright	.235	50	47	179	43	42	8	2	3	25	63	.352	36	7	34	2	.374	5	5	12	16	85	4	6	.937
David Yanni	.226	50	40	159	23	36	9	1	1	18	50	.314	23	4	32	4	.333	3	1	3	3	85	111	7	.966
P.J. DeMeo	.265	20	6	34	4	9	2	1	1	6	16	.471	4	1	10	0	.359	0	3	1	1	6	12	4	.818
Yaya Chentouf	.212	17	6	33	6	7	0	0	0	6	7	.212	5	1	12	0	.325	1	0	4	4	12	6	1	.947
Matt Johnson	.198	36	31	96	15	19	2	1	0	7	23	.240	9	10	28	2	.328	1	8	2	4	32	67	7	.934
Manny Pazos	.154	25	20	65	10	10	2	1	0	3	14	.215	13	2	16	2	.313	0	0	0	2	120	24	8	.947
Jawan McAllister	.143	10	0	7	2	1	0	0	0	1	1	.143	1	0	1	0	.250	0	0	0	2	2	0	0	01.000
Alex Griffith	.100	9	0	10	0	1	0	0	0	0	1	.100	2	0	5	0	.250	0	0	0	0	9	0	0	01.000
Joe McHugh	.091	10	2	11	1	1	0	0	0	0	1	.091	1	1	6	0	.231	0	0	0	0	3	4	1	.875
Collin Liberatore	.000	1	0	0	0	0	0	0	0	0	0	.000	0	0	0	0	.000	0	0	0	0	0	3	0	01.000
Totals	.279	51	51	1730	322	483	81	23	41	289	733	.424	252	67	361	29	.388	18	41	54	74	1344	530	79	.960
Opponents	.274	51	51	1755	309	480	96	14	32	263	700	.399	155	51	345	25	.345	26	21	47	70	1343	540	62	.968

Player	ERA	W	L	APP	GS	CG	SHO	CBO	SV	IP	H	R	ER	BB	SO	2B	3B	HR	ABB/Avg	WP	HBP	BK	SFA	SHA	
T.J. Zeuch	3.10	6	1	10	10	1	0	1	0	69.2	61	33	24	19	74	14	0	3	266	.229	7	2	0	0	3
Aaron Sandefur	4.01	3	5	13	13	1	1	0	0	74.0	72	46	33	27	57	12	4	3	279	.258	5	6	0	4	5
Josh Falk	4.77	3	7	19	10	0	0	1	0	66.0	75	53	35	25	35	15	4	6	259	.290	6	8	0	6	5
Sam Mersing	6.19	5	3	12	11	0	0	0	0	56.2	73	51	39	20	42	17	3	6	239	.305	3	6	1	3	5
Gus Culpo	0.00	0	0	1	0	0	0	0	0	0.1	1	1	0	2	0	0	0	3	.333	1	0	0	0	0	
Yaya Chentouf	1.12	0	2	16	0	0	0	0	6	24.0	22	4	3	3	17	4	0	1	95	.232	5	0	0	0	0
Isaac Mattson	3.71	2	0	17	0	0	0	0	1	34.0	33	17	14	5	31	4	1	4	132	.250	3	2	0	2	0
Garrett Wrangel	3.82	2	1	17	0	0	0	1	1	35.1	37	19	15	6	17	7	2	0	135	.274	0	8	0	2	0
Jextin Pugh	5.19	0	1	14	0	0	0	1	1	17.1	16	10	10	8	13	3	0	0	62	.258	10	6	1	0	0
Tyler Garbee	5.34	1	2	14	2	0	0	0	0	30.1	41	30	18	15	17	10	0	2	126	.325	5	4	2	4	2
Collin Liberatore	6.00	3	1	10	5	0	0	0	0	27.0	28	20	18	13	31	7	0	4	100	.280	3	7	0	2	0
Josh Mitchell	9.39	0	3	8	0	0	0	0	0	7.2	10	11	8	6	7	2	0	1	31	.323	1	2	0	2	1
Blair Lewis	9.64	0	0	3	0	0	0	0	0	4.2	5	5	5	2	3	0	0	2	19	.263	1	0	0	0	0
Clayton Morell	36.00	0	0	2	0	0	0	0	0	1.0	3	5	4	3	1	0	0	0	6	.500	1	0	0	1	0
Dan Furman	99.00	0	0	1	0	0	0	0	0	0.0	3	4	4	1	0	0	0	0	31	.000	0	0	0	0	0
Totals	4.60	25	26	51	51	2	3	2	9	448.0	480	309	229	155	345	96	14	32	1755	.274	51	51	4	26	21
Opponents	5.79	26	25	51	51	2	3	3	9	447.2	483	322	288	252	361	81	23	41	1730	.279	53	67	9	18	41



Pitt Panthers

Pitt (1954-2013)

Year	Coach	W	L	T	Pct.	Post-Season
1954	Ralph Mitterling	10	7	0	.588	
1955	Bobby Lewis	8	12	0	.400	
1956	Bobby Lewis	4	11	0	.267	
1957	Bobby Lewis	11	10	0	.524	
1958	Bobby Lewis	11	6	0	.647	
1959	Bobby Lewis	14	4	0	.778	0-1
1960	Bobby Lewis	7	12	0	.368	
1961	Bobby Lewis	4	9	0	.308	
1962	Bobby Lewis	11	6	0	.647	
1963	Bobby Lewis	14	3	0	.824	
1964	Bobby Lewis	7	13	0	.350	
1965	Bobby Lewis	17	4	0	.810	0-1
1966	Bobby Lewis	8	10	0	.444	
1967	Bobby Lewis	13	3	0	.813	
1968	Bobby Lewis	16	9	0	.640	
1969	Bobby Lewis	7	6	0	.538	
1970	Bobby Lewis	14	7	0	.667	
1971	Bobby Lewis	18	8	0	.692	
1972	Bobby Lewis	9	7	0	.563	
1973	Bobby Lewis	10	3	0	.769	
1974	Bobby Lewis	5	8	0	.385	
1975	Bobby Lewis	10	4	0	.714	
1976	Bobby Lewis	6	10	0	.375	
1977	Bobby Lewis	10	9	0	.526	
1978	Bobby Lewis	11	17	1	.397	
1979	Bobby Lewis	14	6	0	.700	
1980	Bobby Lewis	14	13	0	.519	
1981	Bobby Lewis	25	8	0	.758	
1982	Bobby Lewis	11	19	0	.367	
1983	Bobby Lewis	15	11	0	.577	
1984	Bobby Lewis	13	8	0	.619	
1985	Bobby Lewis	16	18	0	.471	
1986	Bobby Lewis	10	23	0	.303	
1987	Bobby Lewis	13	18	0	.419	
1988	Bobby Lewis	9	20	0	.310	
1989	Bobby Lewis	6	25	0	.194	
1990	Bobby Lewis	8	23	0	.258	
1991	Mark Jackson	15	30	0	.333	
1992	Mark Jackson	25	22	0	.532	
1993	Mark Jackson	30	13	0	.698	
1994	Mark Jackson	31	16	1	.656	
1995	Mark Jackson	39	16	0	.709	2-2
1996	Mark Jackson	24	20	2	.533	
1997	Mark Jackson	19	26	0	.422	
1998	Joe Jordano	12	27	1	.313	
1999	Joe Jordano	27	27	0	.500	
2000	Joe Jordano	31	24	0	.564	
2001	Joe Jordano	18	27	0	.400	
2002	Joe Jordano	36	16	1	.689	
2003	Joe Jordano	36	20	0	.643	
2004	Joe Jordano	38	18	0	.679	
2005	Joe Jordano	33	22	0	.600	
2006	Joe Jordano	23	29	0	.442	
2007	Joe Jordano	27	27	0	.500	
2008	Joe Jordano	19	34	0	.358	
2009	Joe Jordano	28	21	0	.571	
2010	Joe Jordano	38	18	0	.679	
2011	Joe Jordano	33	23	0	.589	
2012	Joe Jordano	28	28	0	.500	
2013	Joe Jordano	42	17	0	.712	

Pitt Coaching Records

Career Records (Since 1939)

Coach	Years	Seasons	W	L	T	Pct.
Ralph Mitterling	16	1939-54	89	106	1	.457
Bobby Lewis	36	1955-90	399	383	1	.510
Mark Jackson	7	1991-97	183	143	3	.561
Joe Jordano	19	1998-2016	536	466	2	.534

ACC Games Only

Coach	Years	Seasons	W	L	T	Pct.
Joe Jordano	3	2014-16	30	58	0	.341

ACC Tournament

Coach	Years	Seasons	W	L	T	Pct.
--	--	--	-	-	-	-

NCAA Tournament

Coach	Years	Seasons	W	L	T	Pct.
Bobby Lewis	2	1959, 1964	0	2	0	.000
Mark Jackson	1	1995	2	2	0	.500

Pitt in the ACC

Year	Overall	ACC	Finish	ACC Trn.	Post-Season
2014	22-30-0	11-19-0	6th-C		
2015	20-32-0	9-21-0	7th-C		
2016	25-26-0	10-18-0	6th-C		



Virginia Cavaliers

Virginia Quick Facts

Location Charlottesville, Virginia
 Founded by Thomas Jefferson, 1819
 Enrollment 21,800
 Nickname Cavaliers, Wahoos, 'Hoos
 Colors Orange & Blue
 President Teresa A. Sullivan
 Director of Athletics Craig Littlepage
 Stadium Davenport Field at UVa Baseball Stadium (5,025)
 Athletic Website virginiasports.com

Coaching Staff

Head Coach Brian O'Connor (Creighton '93)
 Assistants Kevin McMullan, Karl Kuhn, Matt Kirby

About the Cavaliers

2016 Overall Record 38-22
 2016 Conference Record 19-11 (2nd, Coastal)
 Lettermen Returning/Lost 21/11
 Starters Returning/Lost 7/2
 Pitchers Returning/Lost 10/5

ACC Divisional Titles 2
 ACC Titles 4
 ACC Championship Record 55-70
 NCAA Tournament Appearances 16
 NCAA Tournament Record 53-36
 First-Team All-Americans 14
 ACC Player of the Year 2
 ACC Pitcher of the Year 3
 ACC Freshman of the Year 2
 ACC Coach of the Year 5
 All-ACC First Team 68



BRIAN O'CONNOR
 CREIGHTON '93

VIRGINIA RECORD
 596-223-2 (13 YEARS)

CAREER RECORD
 596-223-2 (13 YEARS)

ACC RECORD
 244-133-1 (13 YEARS)

2017 Schedule

Feb 17	vs. Liberty.....	12 p.m.
Feb 18	at The Citadel.....	3 p.m.
Feb 19	vs. Kansas.....	10 a.m.
Feb 21	VMI.....	3 p.m.
Feb 24	Rutgers.....	3 p.m.
Feb 25	Rutgers.....	1 p.m.
Feb 26	Rutgers.....	1 p.m.
Feb 28	William & Mary.....	3 p.m.
Mar 3	Niagara.....	3 p.m.
Mar 4	La Salle.....	12 p.m.
Mar 4	Niagara.....	3 p.m.
Mar 5	La Salle.....	2:30 p.m.
Mar 7	at George Washington.....	3 p.m.
Mar 10	at North Carolina *.....	6:30 p.m.
Mar 11	at North Carolina *.....	2 p.m.
Mar 12	at North Carolina *.....	1 p.m.
Mar 14	Monmouth.....	3 p.m.
Mar 17	at Clemson *.....	6:30 p.m.
Mar 18	at Clemson *.....	1 p.m.
Mar 19	at Clemson *.....	1 p.m.
Mar 21	Towson.....	4 p.m.
Mar 22	Towson.....	4 p.m.
Mar 24	Duke *.....	4 p.m.
Mar 25	Duke *.....	1 p.m.
Mar 26	Duke *.....	1 p.m.
Mar 28	at VCU.....	7 p.m.
Mar 31	Louisville *.....	6 p.m.
Apr 1	Louisville *.....	4 p.m.
Apr 2	Louisville *.....	1 p.m.
Apr 4	Old Dominion.....	5 p.m.
Apr 5	George Washington.....	5 p.m.
Apr 7	Pitt *.....	6 p.m.
Apr 8	Pitt *.....	4 p.m.
Apr 9	Pitt *.....	1 p.m.
Apr 11	VCU.....	6 p.m.
Apr 13	at Virginia Tech *.....	5:30 p.m.
Apr 14	at Virginia Tech *.....	5:30 p.m.
Apr 15	at Virginia Tech *.....	1 p.m.
Apr 18	Longwood.....	6 p.m.
Apr 19	James Madison.....	6 p.m.
Apr 21	Notre Dame *.....	6 p.m.
Apr 22	Notre Dame *.....	4 p.m.
Apr 23	Notre Dame *.....	12 p.m.
Apr 25	Radford.....	6 p.m.
Apr 28	at Florida State *.....	6 p.m.
Apr 29	at Florida State *.....	1 p.m.
Apr 30	at Florida State *.....	1 p.m.
May 2	Liberty.....	6 p.m.
May 12	Miami *.....	6 p.m.
May 13	Miami *.....	4 p.m.
May 14	Miami *.....	1 p.m.
May 16	Richmond.....	6 p.m.
May 18	at Georgia Tech *.....	6 p.m.
May 19	at Georgia Tech *.....	6 p.m.
May 20	at Georgia Tech *.....	1 p.m.

2017 Virginia Roster

#	Name	Pos	B/T	Ht	Wt	Cl	Hometown
2	Drew Blakely.....	C	R/R	6-2	190	Fr.	Galesburg, Mich.
3	Jack Weiller.....	INF	L/R	6-0	185	So.	Waccabuc, N.Y.
4	Ernie Clement.....	INF/OF	R/R	6-0	165	Jr.	Rochester, N.Y.
5	Caleb Knight.....	C	R/R	5-11	220	Jr.	Checotah, Okla.
7	Adam Haseley.....	OF/LHP	L/L	6-1	195	Jr.	Windermere, Fla.
8	Robbie Coman.....	C/1B	R/R	6-1	200	Gr.	Lake Worth, Fla.
9	Daniel Lynch.....	LHP	L/L	6-4	195	So.	Henrico, Va.
10	Pavin Smith.....	1B/OF	L/L	6-2	210	Jr.	Jupiter, Fla.
11	Bennett Sousa.....	LHP	L/L	6-3	210	Jr.	North Palm Beach, Fla.
12	Charlie Cody.....	OF/INF	R/R	6-1	190	Jr.	Chesapeake, Va.
13	Alec Bettinger.....	RHP	R/R	6-2	185	Sr.	Woodbridge, Va.
14	Derek Casey.....	RHP	R/R	6-1	195	Jr.	Mechanicsville, Va.
15	Riley Wilson.....	LHP	L/L	6-0	180	Jr.	Midlothian, Va.
16	Tommy Doyle.....	RHP	R/R	6-6	235	Jr.	Vienna, Va.
17	Jack Roberts.....	RHP	R/R	6-4	215	Sr.	Richmond, Va.
18	Justin Novak.....	INF/C	R/R	5-9	165	Jr.	Tokyo, Japan
19	Andy Weber.....	INF	L/R	6-1	190	So.	Aurora, Ohio
20	Cameron Simmons.....	OF	R/R	6-3	195	So.	Royersford, Pa.
21	Bobby Nicholson.....	RHP	R/R	6-3	215	Fr.	Charlottesville, Va.
22	Cayman Richardson.....	INF	R/R	6-2	175	Fr.	Mechanicsville, Va.
23	Grant Donahue.....	RHP	R/R	6-1	205	So.	Berlin, Md.
27	Chesdin Harrington.....	RHP	R/R	6-1	190	So.	Montpelier, Va.
28	Noah Murdock.....	RHP	R/R	6-8	170	Fr.	Colonial Heights, Va.
30	Jalen Harrison.....	OF	R/R	6-3	210	Fr.	Palmyra, Va.
31	Jake McCarthy.....	OF	L/L	6-2	200	So.	Scranton, Pa.
32	Nate Eikhoff.....	INF	L/R	5-11	190	So.	Bristow, Va.
33	Jackson Tedder.....	LHP	R/L	6-0	180	Fr.	Beavercreek, Ohio
34	Evan Sperling.....	RHP	R/R	6-6	215	So.	Poquoson, Va.
35	Jordan Dosey.....	LHP	L/L	6-6	215	Fr.	Yucaipa, Calif.
37	Teddy Paisley.....	RHP	R/R	6-0	170	Fr.	Roanoke, Va.
45	Will Allocca.....	C/INF	R/R	6-0	200	Fr.	Richmond, Va.
48	Hughes Page.....	RHP	R/R	5-10	155	Fr.	Alexandria, Va.
53	Tyler Shambora.....	RHP	R/R	6-0	185	Sr.	Venice, Fla.
55	Cameron Comer.....	C/INF	L/R	6-0	180	So.	Powell, Ohio



Virginia Cavaliers

2016 Results

Feb 19	vs. Kent State.....	W, 8-6
Feb 20	vs. Appalachian State.....	W, 8-0
Feb 21	at Coastal Carolina.....	L, 4-5
Feb 23	VMI.....	W, 18-1
Feb 26	East Carolina.....	L, 5-8 (10)
Feb 27	East Carolina.....	L, 1-6
Feb 28	East Carolina.....	W, 4-2
Mar 1	William & Mary.....	W, 16-8
Mar 4	Monmouth.....	W, 4-2
Mar 5	Monmouth.....	W, 11-10 (11)
Mar 6	Monmouth.....	L, 4-6
Mar 8	Wagner.....	W, 6-2
Mar 9	Wagner.....	W, 20-7
Mar 11	at Duke *.....	W, 6-0
Mar 12	at Duke *.....	W, 7-6
Mar 13	at Duke *.....	L, 0-3
Mar 15	Towson.....	W, 4-3
Mar 16	Towson.....	W, 10-8
Mar 18	Wake Forest *.....	W, 4-0
Mar 18	Wake Forest *.....	W, 6-4
Mar 19	Wake Forest *.....	L, 8-9
Mar 22	James Madison.....	W, 15-6
Mar 25	at Louisville *.....	W, 6-3
Mar 26	at Louisville *.....	L, 4-11
Mar 27	at Louisville *.....	L, 0-15
Mar 30	Old Dominion.....	L, 4-5
Apr 1	NC State *.....	L, 7-8
Apr 2	NC State *.....	W, 5-3
Apr 3	NC State *.....	L, 2-5
Apr 5	at VCU.....	L, 5-7
Apr 6	George Washington.....	W, 15-3
Apr 8	at Boston College *.....	W, 3-0
Apr 9	at Boston College *.....	L, 2-3
Apr 10	at Boston College *.....	L, 4-5 (13)
Apr 13	Longwood.....	W, 9-4
Apr 15	North Carolina *.....	W, 7-4
Apr 16	North Carolina *.....	L, 1-8
Apr 17	North Carolina *.....	W, 15-9
Apr 19	Radford.....	W, 11-3
Apr 20	VCU.....	L, 5-11
Apr 22	at Miami *.....	W, 6-5
Apr 23	at Miami *.....	L, 2-9
Apr 24	at Miami *.....	W, 7-3
Apr 26	at Old Dominion.....	W, 8-4
Apr 30	at Pitt *.....	W, 5-1
Apr 30	at Pitt *.....	W, 7-6
May 1	at Pitt *.....	W, 9-1
May 3	at Liberty.....	W, 7-3
May 13	Georgia Tech *.....	W, 6-3
May 14	Georgia Tech *.....	W, 9-4
May 15	Georgia Tech *.....	L, 4-5
May 19	Virginia Tech *.....	W, 8-3
May 20	Virginia Tech *.....	W, 7-6
May 21	Virginia Tech *.....	W, 4-1
May 26	vs. Clemson %.....	L, 4-5
May 27	vs. Wake Forest %.....	L, 9-10
May 28	vs. Louisville %.....	W, 7-2
Jun 3	William & Mary #.....	W, 17-4
Jun 4	East Carolina #.....	L, 6-8
Jun 5	William & Mary #.....	L, 4-5

% ACC Championship
NCAA Regional



PAVIN SMITH
1B/OF • Junior • Jupiter, Fla.



ADAM HASELEY
OF/LHP • Junior • Windermere, Fla.

2016 Virginia Stats (38-22, 19-11, 2nd ACC Coastal)

Player	AVG	GP	GS	AB	R	H	2B	3B	HR	RBI	TBSLG%	BB	HBP	SO	GDP	OB%	SF	SH	SB	ATT	PO	A	EFLD%
Matt Thaiss.....	.375	60	60	232	55	87	13	2	10	59	134.578	39	6	16	3	.473	2	0	0	1	358	44	6.985
Ernie Clement.....	.351	60	60	262	62	92	13	4	1	30	116.443	13	3	12	1	.383	4	14	6	10	135	110	6.976
Daniel Pinero.....	.340	59	59	212	50	72	20	1	4	40	106.500	39	2	30	4	.441	3	3	5	11	90	156	13.950
Pavin Smith.....	.329	60	60	228	43	75	16	1	8	57	117.513	36	1	23	6	.410	8	1	2	3	482	48	7.987
Adam Haseley.....	.304	60	60	247	61	75	19	6	6	37	124.502	28	3	29	2	.377	3	4	3	4	112	11	3.976
Justin Novak.....	.274	49	44	164	26	45	4	0	2	29	55.335	12	7	15	2	.350	0	12	1	1	86	105	16.923
Cameron Simmons.....	.261	50	44	165	29	43	13	0	4	21	68.412	8	5	47	4	.313	1	3	3	5	99	0	2.980
Cameron Comer.....	.500	8	0	6	3	3	3	0	0	4	61.000	2	0	1	0	.625	0	0	0	0	4	0	01.000
Jake McCarthy.....	.368	6	5	19	3	7	0	0	0	2	7.368	1	1	5	0	.429	0	0	0	0	9	0	01.000
Jon Meola.....	.286	5	0	7	0	2	0	0	0	0	2.286	0	0	2	0	.286	0	0	0	0	1	0	01.000
Nate Eikhoff.....	.284	40	22	102	10	29	7	3	1	17	45.441	5	1	15	2	.321	1	4	2	5	5	5	2.833
Jack Gerstenmaier.....	.284	35	20	74	13	21	3	0	1	12	27.365	11	3	15	1	.398	0	1	2	2	25	21	01.000
Andy Weber.....	.269	33	26	93	16	25	3	1	0	11	30.323	6	1	10	1	.314	2	4	0	0	15	53	6.919
Kevin Doherty.....	.261	8	5	23	2	6	0	0	0	6	6.261	1	0	5	1	.280	1	0	0	0	5	4	01.000
Ryan Karstetter.....	.225	51	30	120	15	27	4	1	0	17	33.275	2	3	26	0	.254	1	4	2	3	44	2	1.979
Charlie Cody.....	.220	26	23	82	12	18	6	0	3	18	33.402	9	3	15	1	.313	2	3	0	0	41	1	1.977
Doak Dozier.....	.217	25	18	69	9	15	2	0	2	6	23.333	4	1	20	0	.267	1	5	1	2	35	1	01.000
Robbie Coman.....	.200	4	4	15	1	3	0	0	0	1	3.200	2	1	4	0	.333	0	0	0	0	27	3	01.000
Jack Weiller.....	.000	2	0	2	0	0	0	0	0	0	0.000	0	0	0	0	.000	0	0	0	0	1	0	01.000
Totals304	60	60	2122	410	645	126	19	42	367	935.441	218	41	290	28	.375	29	58	27	47	1613	623	69.970
Opponents248	60	60	2013	297	500	94	15	45	272	759.377	217	40	415	40	.330	27	42	19	33	1568	652	100.957

Player	ERA	W	L	APP	GS	CG	SHO	CBO	SV	IP	H	R	ER	BB	SO	2B	3B	HR	ABB/Avg	WP	HBP	BK	SFA	SHA	
Adam Haseley.....	1.73	9	3	13	13	1	0	0	0	78.0	54	25	15	21	48	10	1	8	279	.194	2	3	0	3	6
Connor Jones.....	2.34	11	1	15	15	3	1	2	0	103.2	85	37	27	38	72	14	4	3	378	.225	9	5	2	5	5
Tommy Doyle.....	5.06	2	7	22	7	0	0	0	4	64.0	63	42	36	19	51	13	0	4	242	.260	1	3	0	3	9
Alec Bettinger.....	5.43	3	5	23	8	1	0	1	7	61.1	59	39	37	30	53	11	0	8	222	.266	6	7	1	4	8
Robbie Coman.....	0.00	0	0	2	0	0	0	0	0	2.1	2	0	0	0	2	2	0	0	9	.222	0	0	0	0	0
Holden Grounds.....	2.79	0	0	6	1	0	0	1	0	9.2	8	4	3	7	7	2	0	1	35	.229	1	1	0	1	0
Tyler Shambora.....	3.22	5	1	24	0	0	0	0	1	50.1	47	19	18	13	35	8	0	3	186	.253	2	4	1	2	3
Jack Roberts.....	3.26	0	0	15	0	0	0	1	0	19.1	7	8	7	19	24	0	1	2	60	.117	2	1	0	2	1
Kevin Doherty.....	3.86	1	1	27	0	0	0	2	2	37.1	37	18	16	14	25	5	1	4	148	.250	2	0	0	0	3
Daniel Lynch.....	5.49	1	3	13	9	0	0	1	0	41.0	44	30	25	15	37	9	3	3	165	.267	1	8	0	1	2
David Rosenberger.....	7.76	2	0	17	2	0	0	0	0	31.1	42	31	27	8	26	7	1	7	128	.328	5	3	0	3	2
Bennett Sousa.....	7.92	3	0	16	3	0	0	0	0	25.0	30	25	22	19	23	8	4	1	101	.297	6	1	2	2	2
Chesdin Harrington.....	9.00	1	1	11	0	0	0	0	0	11.0	15	11	11	10	7	4	0	1	44	.341	2	2	0	1	1
Connor Eason.....	15.00	0	0	4	2	0	0	0	0	3.0	5	5	5	3	5	1	0	0	13	.385	0	2	0	0	0
Grant Donahue.....	81.00	0	0	1	0	0	0	0	0	0.1	2	3	3	1	0	0	0	0	3	.667	0	0	0	0	0
Totals	4.22	38	22	60	60	5	4	3	14	537.2	500	297	252	217	415	94	15	45	2013	.248	39	40	6	27	42
Opponents	5.67	22	38	60	60	2	2	1	7	522.2	645	410	329	218	290	126	19	42	2122	.304	63	41	7	29	58



Virginia Cavaliers

Virginia in the ACC

Year	Overall	ACC	Finish	ACC Trn.	Post-Season
1954	7-13-1	x	x	x	
1955	6-16-0	0-12-0	8th	x	
1956	10-13-0	6-7-0	5th	x	
1957	12-12-0	6-8-0	5th	x	
1958	5-15-0	4-9-0	6th	x	
1959	10-9-0	6-8-0	5th	x	
1960	3-15-2	3-11-1	7th	x	
1961	7-11-0	4-9-0	7th	x	
1962	11-12-0	9-6-0	2nd	x	
1963	9-13-0	6-7-0	5th	x	
1964	10-9-0	6-8-0	4th	x	
1965	10-13-1	6-8-0	5th	x	
1966	6-19-0	3-11-0	8th	x	
1967	12-10-0	5-8-0	6th	x	
1968	9-21-0	5-13-0	7th	x	
1969	19-14-0	9-11-0	5th	x	
1970	18-14-1	10-10-0	4th	x	
1971	20-9-0	7-7-0	4th	x	
1972	18-15-0	9-4-0	1st	x	2-2
1973	16-12-2	8-5-2	3rd	2-2	
1974	21-17-0	6-6-0	4th	2-2	
1975	14-12-0	4-7-0	4th	0-1	
1976	17-22-0	5-9-0	6th	2-2	
1977	11-22-1	1-8-1	7th	0-1	
1978	18-14-0	4-8-0	6th	0-1	
1979	21-15-0	5-8-0	5th	x	
1980	21-13-1	6-6-0	5th	0-1	
1981	28-20-0	8-5-0	4th	0-2	
1982	22-27-0	5-7-0	6th	3-2	
1983	12-25-0	4-6-0	6th	2-2	
1984	25-17-0	4-10-0	6th	0-2	
1985	38-16-0	9-4-0	1st	2-2	1-2
1986	27-22-0	6-7-0	5th	0-2	
1987	18-30-0	5-12-0	5th	0-2	
1988	32-19-1	11-10-0	4th	2-2	
1989	25-24-1	7-11-0	6th	1-2	
1990	21-32-1	7-11-0	6th	2-2	
1991	28-27-2	10-11-0	6th	2-2	
1992	21-30-0	3-19-0	9th	0-2	
1993	21-30-0	7-15-0	8th	1-2	
1994	20-34-0	2-22-0	9th	0-1	
1995	26-29-0	8-15-0	7th	0-2	
1996	44-21-0	11-13-0	5th	5-1	3-2
1997	32-22-0	10-13-0	5th	0-2	
1998	28-26-1	5-18-0	8th	1-2	
1999	21-35-0	8-15-0	7th	0-2	
2000	26-31-1	10-14-0	T6th	2-2	
2001	25-31-0	9-15-0	T6th	1-2	
2002	25-32-0	8-16-0	6th	0-2	
2003	29-25-0	11-12-0	6th	1-2	
2004	44-15-0	18-6-0	2nd	0-2	2-2
2005	41-20-0	14-14-0	7th	3-1	0-2
2006	47-15-0	21-9-0	2nd-C	1-2	1-2
2007	45-16-0	19-9-0	2nd-C	2-1	2-2
2008	39-23-0	15-15-0	4th-C	2-2	1-2
2009	49-15-1	16-11-1	4th-C	4-0	*6-3
2010	51-14-0	23-7-0	1st-C	2-1	4-3
2011	56-12-0	22-8-0	T1st-C	4-0	*7-3
2012	39-19-1	18-12	2nd-C	2-1	1-2
2013	50-12-0	22-8-0	2nd-C	2-1	3-2
2014	53-16-0	22-8-0	2nd-C	1-2	9-3*
2015	44-24-0	15-15-0	2nd-C	1-3	10-2*
2016	38-22-0	19-11-0	2nd-C	1-2	1-2

Virginia Coaching Records

Career Records

Coach	Years	Seasons	W	L	T	Pct.
Unknown	21	1889-1909	256	145	7	.636
Charles Rigler	3	1910-1912	32	32	2	.500
Jack Ryan	4	1913-1916, 1922	60	43	1	.582
James L. White	2	1917, 1920	13	9	1	.587
H.H. Lannigan	1	1918	7	4	0	.636
E.W. Smith	1	1919	8	8	1	.500
W. Rice Warren	1	1921	7	15	0	.318
Earle Neale	7	1923-1929	80	73	2	.523
Roy Randall	1	1930	2	12	0	.143
Gus Tebell	24	1931-1943, 1945-1955	266	188	9	.584
A.A. Corcoran	1	1944	6	5	1	.542
Evan "Bus" Male	4	1956-1959	37	49	0	.430
Ted Davenport	2	1960-1961	10	26	2	.289
James West	19	1962-1980	281	276	6	.504
Dennis Womack	23	1981-2003	594	605	7	.495
Brian O'Connor	13	2004-2016	596	223	2	.727

ACC Games Only

Coach	Years	Seasons	W	L	T	Pct.
Gus Tebell	1	1955	0	12	0	.000
Evan "Bus" Male	4	1956-1959	22	32	0	.407
Ted Davenport	2	1960-1961	7	20	1	.260
James West	19	1962-1980	114	150	3	.433
Dennis Womack	23	1981-2003	168	281	0	.371
Brian O'Connor	13	2004-2016	244	133	1	.647

ACC Tournament

Coach	Years	Seasons	W	L	T	Pct.
James West	7	1973-1978, 1980	6	10	0	.375
Dennis Womack	23	1981-2003	25	44	0	.362
Brian O'Connor	13	2004-2016	25	19	0	.568

NCAA Tournament

Coach	Years	Seasons	W	L	T	Pct.
James West	1	1972	2	2	0	.500
Dennis Womack	2	1985, 1996	4	4	0	.500
Brian O'Connor	13	2004-2016	47	30	0	.610

* denotes competed in College World Series



Virginia Tech Hokies

Virginia Tech Quick Facts

Location	Blacksburg, Virginia
Founded	1872
Enrollment	31,000
Nickname	Hokies
Colors	Chicago Maroon & Burnt Orange
President	Timothy D. Sands
Director of Athletics	Whit Babcock
Stadium	English Field at Union Park (4,000)
Athletic Website	hokiesports.com

Coaching Staff

Head Coach	Pat Mason (Northeastern '07)
Assistants	Jamie Pinzino, Ryan Connolly, Robby Price

About the Hokies

2016 Overall Record	19-36
2016 Conference Record	6-24 (7th, Coastal)
Lettermen Returning/Lost	20/6
Starters Returning/Lost	6/3
Starting Pitchers Returning/Lost	4/1

ACC Divisional Titles	0
ACC Titles	0
ACC Championship Record	5-4
NCAA Tournament Appearances	10
NCAA Tournament Record	9-20
First-Team All-Americans	6
ACC Player of the Year	0
ACC Pitcher of the Year	0
ACC Freshman of the Year	0
ACC Coach of the Year	0
All-ACC First Team	5



PAT MASON
NORTHEASTERN '07

VIRGINIA TECH RECORD
67-94-1 (3 YEARS)

CAREER RECORD
67-94-1 (3 YEARS)

ACC RECORD
28-61-0 (3 YEARS)

2017 Schedule

Feb 17	at USC Upstate	4 p.m.
Feb 18	at USC Upstate	1 p.m.
Feb 19	at USC Upstate	1 p.m.
Feb 21	Marshall	3 p.m.
Feb 24	at Nevada	5 p.m.
Feb 25	at Nevada	2 p.m.
Feb 25	at Nevada	DH
Feb 26	at Nevada	3 p.m.
Feb 28	Radford	3 p.m.
Mar 3	Binghamton	3 p.m.
Mar 4	Binghamton	12 p.m.
Mar 4	Binghamton	DH
Mar 5	Binghamton	12 p.m.
Mar 7	Niagara	2 p.m.
Mar 8	at William & Mary	6 p.m.
Mar 10	at Duke *	6 p.m.
Mar 11	at Duke *	1 p.m.
Mar 12	at Duke *	1 p.m.
Mar 14	Canisius	5:30 p.m.
Mar 15	Canisius	5:30 p.m.
Mar 17	Florida State *	5:30 p.m.
Mar 18	Florida State *	1 p.m.
Mar 19	Florida State *	1 p.m.
Mar 21	William & Mary	5:30 p.m.
Mar 24	at Pitt *	3 p.m.
Mar 25	at Pitt *	3 p.m.
Mar 26	at Pitt *	1 p.m.
Mar 28	Campbell	5:30 p.m.
Mar 31	Boston College *	5:30 p.m.
Apr 1	Boston College *	1 p.m.
Apr 2	Boston College *	1 p.m.
Apr 5	at Marshall	6 p.m.
Apr 7	at Clemson *	6:30 p.m.
Apr 8	at Clemson *	5:30 p.m.
Apr 9	at Clemson *	1 p.m.
Apr 11	at Radford	6 p.m.
Apr 13	Virginia *	5:30 p.m.
Apr 14	Virginia *	5:30 p.m.
Apr 15	Virginia *	1 p.m.
Apr 18	at East Tennessee State	6:30 p.m.
Apr 21	Georgia Tech *	5:30 p.m.
Apr 22	Georgia Tech *	1 p.m.
Apr 23	Georgia Tech *	1 p.m.
Apr 25	West Virginia	5:30 p.m.
Apr 28	at NC State *	6:30 p.m.
Apr 29	at NC State *	6:30 p.m.
Apr 30	at NC State *	1 p.m.
May 2	at Campbell	6:30 p.m.
May 9	Northeastern	5:30 p.m.
May 12	North Carolina *	5:30 p.m.
May 13	North Carolina *	1 p.m.
May 14	North Carolina *	1 p.m.
May 16	at Old Dominion	12 p.m.
May 18	at Miami *	7 p.m.
May 19	at Miami *	7 p.m.
May 20	at Miami *	1 p.m.

2017 Virginia Tech Roster

#	Name	Pos	B/T	Ht	Wt	Cl	Hometown
3	Paul Hall, Jr.	P	L/L	6-0	175	So.	Norfolk, Va.
4	Grant Maiorana	C/OF	R/R	5-8	170	So.	Chesapeake, Va.
5	Matt Dauby	IF	R/R	6-2	195	R-Sr.	Carmel, Ind.
6	Jack Owens	IF	R/R	5-10	165	R-So.	Burke, Va.
8	Packy Naughton	P	R/L	6-1	195	Jr.	West Roxbury, Mass.
9	Kit Scheetz	P	L/L	5-10	180	R-Sr.	Midlothian, Va.
10	Rahiem Cooper	OF	R/R	6-0	180	R-Sr.	Gordonsville, Va.
11	Garrett Hudson	IF/P	R/R	6-0	195	R-Jr.	Selbyville, Del.
12	Tom Stoffel	OF/P	L/L	5-10	205	R-Jr.	Dayton, Ohio
13	Dylan Hall	P	R/R	6-5	225	Fr.	Stafford, Va.
14	Ryan Tufts	IF	R/R	6-2	205	Sr.	Bridgewater, Mass.
15	Marcus White	C	R/R	5-10	210	Fr.	Johns Creek, Ga.
16	Tim Salvadore	P	R/R	6-3	190	R-Fr.	Hopkinton, Mass.
17	Luke Scherzer	P	R/R	6-1	195	R-Jr.	Powhatan, Va.
18	Jake Rosen	IF	R/R	5-10	170	Fr.	Northborough, Mass.
19	Connor Yoder	P	R/R	6-5	250	Fr.	Enola, Pa.
20	Keagan McGinnis	P	R/R	6-6	215	Fr.	Haymarket, Va.
21	Sam Fragale	IF	R/R	5-10	205	R-Jr.	Pittsburgh, Pa.
23	Joey Sullivan	P	L/R	6-2	195	Jr.	McLean, Va.
24	Mac Caples	OF	R/R	6-0	200	Sr.	Midlothian, Va.
26	Nick Anderson	OF/P	R/R	6-2	200	R-Jr.	San Diego, Calif.
27	Connor Coward	P	R/R	6-0	185	Jr.	Pittsburgh, Pa.
29	Nic Enright	P	R/R	6-3	215	So.	Richmond, Va.
30	JD Mundy	IF	L/R	6-0	210	Fr.	Roanoke, Va.
31	Aaron McGarity	P	R/R	6-3	195	R-Jr.	Richmond, Va.
32	Cole Kragel	P	R/R	6-8	230	So.	Sarasota, Fla.
33	Andrew McDonald	P	R/R	6-6	240	R-Jr.	Cincinnati, Ohio
34	Andrew Webb	C	R/R	6-2	215	Fr.	Manassas, Va.
37	Culver Hughes	P	R/R	6-3	190	So.	Exton, Pa.
39	Joe Freiday, Jr.	C	R/R	6-4	240	Jr.	Lakeville, Mass.
40	Graham Seitz	P	R/R	6-3	200	Fr.	Reston, Va.
42	Chris Monaco	P	R/R	6-4	205	Jr.	Blauvelt, N.Y.
44	Stevie Mangrum	IF/OF	R/R	6-0	215	So.	Charlottesville, Va.
55	Payton Holdsworth	P	R/R	6-3	200	R-Fr.	Wakefield, Va.




Virginia Tech Hokies

2016 Results

Feb 19	at The CitadelL, 2-4
Feb 20	at The CitadelL, 4-5
Feb 21	at The CitadelW, 12-0
Feb 23	East Tennessee StateW, 11-0
Feb 26	vs. DelawareL, 6-7
Feb 27	at Old DominionW, 22-1
Feb 28	vs. ManhattanW, 12-7
Mar 1	RadfordW, 4-3 (10)
Mar 4	QuinnipiacW, 5-2
Mar 5	QuinnipiacW, 13-4
Mar 5	QuinnipiacW, 4-3
Mar 6	QuinnipiacL, 2-4
Mar 8	CampbellL, 1-7
Mar 9	CampbellW, 11-8
Mar 11	Miami *W, 14-3
Mar 12	Miami *L, 6-11
Mar 13	Miami *L, 2-7
Mar 15	LibertyL, 7-22
Mar 18	at Georgia Tech *L, 4-14
Mar 19	at Georgia Tech *L, 3-8
Mar 20	at Georgia Tech *L, 8-16
Mar 22	at RadfordL, 8-12
Mar 24	Notre Dame *L, 4-16
Mar 25	Notre Dame *L, 2-6
Mar 26	Notre Dame *L, 2-5
Mar 29	at VMIL, 3-5
Apr 2	at Louisville *L, 4-8
Apr 3	at Louisville *L, 0-13
Apr 4	at Louisville *L, 3-9
Apr 5	William & MaryL, 8-12
Apr 8	at North Carolina *L, 0-6
Apr 9	at North Carolina *L, 1-4
Apr 10	at North Carolina *W, 4-3
Apr 13	vs. RadfordL, 1-5
Apr 15	Pitt *W, 5-4
Apr 16	Pitt *L, 5-6
Apr 17	Pitt *L, 3-8
Apr 20	at Western CarolinaL, 10-14
Apr 23	Duke *W, 3-2
Apr 23	Duke *L, 9-19
Apr 24	Duke *L, 1-3
Apr 26	at LibertyW, 11-10
Apr 29	at Boston College *W, 5-0
Apr 30	at Boston College *L, 0-2
May 1	at Boston College *L, 1-4
May 3	at West VirginiaL, 4-5
May 7	Alcorn StateW, 9-2
May 7	Alcorn StateW, 9-4
May 8	Alcorn StateW, 23-7 (7)
May 13	Wake Forest *L, 6-12
May 14	Wake Forest *W, 20-13
May 15	Wake Forest *L, 5-15
May 19	at Virginia *L, 3-8
May 20	at Virginia *L, 6-7
May 21	at Virginia *L, 1-4



PACKY NAUGHTON
P • Junior • West Roxbury, Mass.



RYAN TUFTS
INF • Senior • Bridgewater, Mass.

2016 Virginia Tech Stats (19-36, 6-24, 7th ACC Coastal)

Player	AVG	GP	GS	AB	R	H	2B	3B	HR	RBI	TBSLG%	BB	HBP	SO	GDP	OB%	SF	SH	SB	ATT	PO	A	E	FLD%
Nick Anderson	.339	48	45	174	25	59	13	0	4	30	84.483	19	6	34	4	4.418	2	2	0	0	22	2	1	.960
Phil Sciretta	.315	55	55	219	39	69	11	1	3	37	91.416	28	8	42	9	4.405	4	0	2	3	412	30	3	.993
Saige Jenco	.302	50	48	182	34	55	8	1	0	23	65.357	41	4	36	0	.437	2	1	12	17	130	0	3	.977
Ryan Tufts	.284	55	55	197	40	56	15	1	3	31	82.416	27	8	37	4	3.386	4	7	0	1	85	145	16	.935
Tom Stoffel	.270	43	41	159	25	43	14	0	2	35	63.396	20	6	36	3	3.373	0	4	0	0	53	4	0	1.000
Sam Fragale	.267	55	50	191	31	51	13	0	7	37	85.445	12	9	51	2	3.338	1	3	0	2	27	67	12	.887
Matt Dauby	.255	51	49	161	31	41	7	0	3	17	57.354	19	7	51	5	3.358	0	1	1	1	105	117	10	.957
Garrett Hudson	.317	27	11	60	12	19	3	0	1	14	25.417	8	3	15	2	4.405	3	0	0	1	22	17	2	.951
Andrew Mogg	.259	40	29	112	13	29	6	0	2	13	41.366	12	1	28	3	3.333	1	2	0	0	217	25	1	.996
Max Ponzurick	.250	20	16	60	13	15	4	0	2	14	25.417	10	4	24	2	3.392	0	0	1	1	37	2	2	.951
Logan Bible	.229	27	6	35	11	8	1	1	0	3	11.314	3	1	9	2	3.308	0	1	2	4	23	1	0	1.000
Mac Caples	.228	27	11	57	8	13	2	0	2	9	21.368	6	0	19	1	3.302	0	1	2	2	21	1	2	.917
Grant Maiorana	.227	28	20	75	16	17	4	0	2	16	27.360	15	3	21	1	3.368	2	0	3	3	7	0	1	.875
Joe Freiday	.226	32	26	93	13	21	5	0	3	14	35.376	7	0	36	1	2.777	1	0	0	0	176	19	9	.956
Rahiem Cooper	.203	28	20	74	9	15	4	0	0	6	19.257	4	3	23	0	2.265	2	2	2	3	56	1	1	.983
Stevie Mangrum	.179	19	8	39	8	7	1	0	0	1	8.205	4	2	20	0	2.289	0	0	0	0	0	0	0	1.000
Chris Meador	.133	10	4	15	3	2	0	0	0	2	2.133	1	0	7	0	1.188	0	1	0	0	3	8	1	.917
Stephen Polansky	.000	2	0	0	1	0	0	0	0	0	0.000	1	2	0	0	0.000	0	0	0	0	0	0	0	1.000
Packy Naughton	.000	1	1	0	0	0	0	0	0	0	0.000	0	0	0	0	0.000	0	0	0	0	0	15	1	.938
Totals	.273	55	55	1903	332	520	111	4	34	302	741.389	237	67	489	39	3.370	22	25	25	38	1423	505	71	.964
Opponents	.301	55	55	1910	389	574	137	10	46	358	869.455	196	56	392	24	3.377	30	50	57	81	1448	467	77	.961

Player	ERA	W	L	APP	GS	CG	SHO	CBO	SV	IP	H	R	ER	BB	SO	2B	3B	HR	ABB/Avg	WP	HBP	BK	SFA	SHA	
Kit Scheetz	4.82	5	6	13	13	1	0	2	0	84.0	78	54	45	25	53	15	2	11	319.245	1	9	0	5	7	
Jon Woodcock	6.21	1	8	18	9	0	0	1	1	66.2	79	52	46	29	47	21	1	4	267.296	5	3	0	4	6	
Packy Naughton	6.75	3	7	15	14	0	0	0	0	76.0	105	60	57	34	74	22	0	8	318.330	6	6	0	3	13	
Aaron McGarity	2.38	2	0	10	0	0	0	0	1	11.1	11	7	3	4	19	4	0	0	45.244	0	1	0	1	2	
Ryan Lauria	5.58	1	1	17	0	0	0	0	1	30.2	34	22	19	16	24	6	0	3	126.270	7	1	0	0	1	
Cole Kragel	6.21	2	4	22	0	0	0	2	0	29.0	25	21	20	11	23	4	0	4	98.255	2	10	0	2	6	
Paul Hall	6.43	0	0	11	0	0	0	1	0	7.0	2	5	5	9	3	1	0	0	20.100	2	5	2	1	0	
Nic Enright	6.87	1	3	12	5	0	0	0	0	38.0	48	35	29	16	36	12	2	0	160.300	2	3	0	3	4	
Connor Coward	7.42	1	1	17	3	0	0	1	1	30.1	34	29	25	21	32	11	1	4	117.291	3	4	0	1	3	
Andrew McDonald	7.54	1	3	8	4	0	0	1	0	22.2	32	21	19	8	12	3	2	2	93.344	2	7	0	2	1	
Joey Sullivan	7.76	1	0	12	3	0	0	0	1	26.2	42	26	23	4	23	12	1	4	113.372	1	2	1	4	3	
Luis Collazo	8.10	0	0	5	0	0	0	2	0	3.1	4	3	3	1	7	1	0	1	14.286	1	0	0	0	0	
Chris Monaco	8.14	1	1	13	1	0	0	1	1	24.1	39	26	22	8	16	15	0	2	111.351	1	3	1	2	1	
Nick Anderson	8.31	0	1	10	2	0	0	0	0	17.1	25	18	16	8	15	7	0	2	72.347	1	1	1	2	3	
Culver Hughes	12.86	0	1	4	1	0	0	1	0	7.0	16	10	10	2	8	3	1	1	37.432	1	1	0	0	0	
Totals	6.49	19	36	55	55	1	3	6	474.1	574	389	342	196	392	137	10	46	1910	.301	35	56	5	30	50	
Opponents	5.03	36	19	55	55	4	3	2	15	482.2	520	332	270	237	489	111	4	34	1903	.273	59	67	3	22	25



Virginia Tech Hokies

Virginia Tech (1954-2004)

Virginia Tech Coaching Records

Year	Coach	W	L	T	Pct.	Post-Season
1954	G.F. Laird	14	8	0	.636	2-2
1955	G.F. Laird	13	8	0	.619	
1956	G.F. Laird	9	12	0	.429	
1957	G.F. Laird	9	12	0	.429	
1958	G.F. Laird	9	11	1	.452	
1959	G.F. Laird	12	7	0	.632	
1960	G.F. Laird	10	9	0	.526	
1961	G.F. Laird	9	15	0	.375	
1962	G.F. Laird	11	6	0	.647	
1963	G.F. Laird	14	7	0	.667	
1964	G.F. Laird	12	10	0	.545	
1965	G.F. Laird	10	13	0	.435	
1966	G.F. Laird	10	6	0	.625	
1967	G.F. Laird	14	10	0	.583	
1968	G.F. Laird	17	9	1	.649	
1969	G.F. Laird	27	7	0	.794	1-2
1970	G.F. Laird	15	11	0	.577	
1971	G.F. Laird	16	10	0	.615	
1972	G.F. Laird	15	11	0	.577	
1973	G.F. Laird	15	10	0	.600	
1974	Bob Humphreys	15	15	0	.500	
1975	Bob Humphreys	26	10	0	.722	
1976	Bob Humphreys	33	9	0	.786	0-2
1977	Bob Humphreys	34	9	0	.791	0-2
1978	Bob Humphreys	27	17	0	.614	
1979	Chuck Hartman	28	14	0	.667	
1980	Chuck Hartman	30	18	0	.625	
1981	Chuck Hartman	48	9	0	.842	
1982	Chuck Hartman	50	9	0	.847	
1983	Chuck Hartman	34	14	0	.708	
1984	Chuck Hartman	41	17	0	.707	
1985	Chuck Hartman	50	16	1	.754	
1986	Chuck Hartman	38	21	0	.644	
1987	Chuck Hartman	32	16	1	.663	
1988	Chuck Hartman	40	20	0	.667	
1989	Chuck Hartman	35	22	0	.614	
1990	Chuck Hartman	36	22	0	.621	
1991	Chuck Hartman	24	30	0	.444	
1992	Chuck Hartman	34	17	1	.663	
1993	Chuck Hartman	34	15	0	.694	
1994	Chuck Hartman	32	26	0	.552	0-2
1995	Chuck Hartman	34	24	0	.586	
1996	Chuck Hartman	35	24	0	.593	
1997	Chuck Hartman	34	28	0	.548	1-2
1998	Chuck Hartman	28	22	2	.558	
1999	Chuck Hartman	42	17	0	.712	1-2
2000	Chuck Hartman	34	25	2	.576	0-2
2001	Chuck Hartman	29	28	1	.509	
2002	Chuck Hartman	33	26	0	.559	
2003	Chuck Hartman	34	23	0	.596	
2004	Chuck Hartman	29	27	0	.518	

Career Records				W	L	T	Pct.
Coach	Years	Seasons					
J. McJames	1	1895		3	2	0	.600
R.S. Wilkins	1	1896		3	8	0	.273
Lipep	1	1897		9	5	0	.643
Dr. A.B. Morrison	2	1900-1901		11	8	0	.579
Orth	1	1903		8	4	0	.667
R.R. Brown	1	1904		6	5	0	.546
Dr. Knox	1	1905		6	5	0	.546
S.S. "Happy" Eckerstone	2	1906-1907		10	11	0	.476
C.P. Miles	1	1908		3	4	1	.438
R.M. Brown	1	1909		11	6	0	.647
Branch Bocock	3	1910-1911, 1914		38	18	2	.672
L.W. Reiss	1	1912		9	9	0	.500
C.P. Miles	1	1913		3	3	0	.500
R.B. Prince	1	1915		21	0	0	1.000
W.G. Breintenstein	2	1916-1917		20	6	0	.769
Charles A. Bernier	3	1918-1920		36	23	0	.610
W.L. "Monk" Younger	3	1921-1923		31	27	3	.533
George S. Kircher	9	1924-1932		79	55	6	.586
H.M. "Mac" McEver	8	1933-1939, 1944		50	76	1	.398
G.F. "Red" Laird	30	1940-1943, 1948-1973		343	275	4	.555
G.S. "Gummy" Proctor	3	1945-1947		29	21	0	.580
Bob Humphreys	5	1974-1978		135	60	0	.692
Chuck Hartman	28	1979-2006		961	591	8	.619
Pete Hughes	7	2007-2013		222	174	0	.561
Pat Mason	3	2014-16		67	94	1	.416

ACC Games Only

Coach	Years	Seasons	W	L	T	Pct.
Chuck Hartman	2	2005-2006	11	44	0	.200
Pete Hughes	7	2007-13	78	130	0	.375
Pat Mason	3	2014-16	28	61	0	.315

ACC Tournament

Coach	Years	Seasons	W	L	T	Pct.
Chuck Hartman	1	2005	0	1	0	.000
Pete Hughes	2	2010, 2013	5	2	0	.714
Pat Mason	1	2015	0	1	0	.00

NCAA Tournament

Coach	Years	Seasons	W	L	T	Pct.
G.F. Laird	2	1954, 1969	3	4	0	.429
Bob Humphreys	2	1976-1977	0	4	0	.000
Chuck Hartman	4	1994, 1997, 1999-2000	2	8	0	.200
Pete Hughes	2	2010, 2013	4	4	0	.500

Virginia Tech in the ACC

Year	Overall	ACC	Finish	ACC Trn.	Post-Season
2005	23-28-0	7-19-0	9th	0-1	
2006	20-33-0	4-25-0	6th-C		
2007	23-31-0	7-23-0	6th-C		
2008	23-32-0	6-24-0	6th-C		
2009	32-21-0	12-17-0	6th-C		
2010	40-22-0	16-14-0	4th-C	2-1	2-2
2011	30-25-0	11-19-0	5th-C		
2012	34-21-0	11-19-0	5th-C		
2013	40-22-0	15-14-0	3rd-C	3-1	2-2
2014	21-31-1	9-21-0	7th-C		
2015	27-27-0	13-16-0	4th-C	0-1	
2016	19-36-0	6-24-0	7th-C		



Wake Forest Demon Deacons

Wake Forest Quick Facts

LocationWinston-Salem, North Carolina
 Founded1834
 Enrollment4,846
 Nickname.....Demon Deacons
 Colors.....Old Gold & Black
 PresidentNathan O. Hatch
 Director of Athletics.....Ron Wellman
 Stadium.....David F. Couch Ballpark (3,823)
 Athletic Website.....wakeforestsports.com

Coaching Staff

Head CoachTom Walter (Georgetown '91)
 Assistants.....Matt Hobbs, Bill Cileto, Joey Hammond

About the Demon Deacons

2016 Overall Record 35-27
 2016 Conference Record 13-17 (6th, Atlantic)
 Lettermen Returning/Lost..... 21/10
 Starters Returning/Lost..... 5/4
 Starting Pitchers Returning/Lost 5/0

ACC Divisional Titles 0
 ACC Titles 7
 ACC Championship Record 50-69
 NCAA Tournament Appearances.....12
 NCAA Tournament Record 38-25
 First-Team All-Americans24
 ACC Player of the Year 6
 ACC Pitcher of the Year 0
 ACC Freshman of the Year 2
 ACC Coach of the Year 2
 All-ACC First Team88



TOM WALTER
 GEORGETOWN '91

WAKE FOREST RECORD
 196-198 (7 YEARS)

CAREER RECORD
 624-529 (20 YEARS)

ACC RECORD
 85-124 (7 YEARS)

2017 Schedule

Feb 17	vs. Nicholls.....	3 p.m.
Feb 17	at Houston.....	7:30 p.m.
Feb 18	vs. Nicholls.....	3 p.m.
Feb 19	at Houston.....	2 p.m.
Feb 21	UNCG.....	4 p.m.
Feb 24	USC.....	4 p.m.
Feb 25	USC.....	4 p.m.
Feb 26	USC.....	1 p.m.
Feb 28	Davidson.....	6 p.m.
Mar 3	Quinnipiac.....	4 p.m.
Mar 4	Kent State.....	2 p.m.
Mar 4	Kent State.....	6 p.m.
Mar 5	Radford.....	2 p.m.
Mar 8	at Coastal Carolina.....	4 p.m.
Mar 10	NC State *.....	6 p.m.
Mar 11	NC State *.....	4 p.m.
Mar 12	NC State *.....	1 p.m.
Mar 14	at High Point.....	4 p.m.
Mar 17	at Duke *.....	6 p.m.
Mar 18	at Duke *.....	1 p.m.
Mar 19	at Duke *.....	1 p.m.
Mar 21	at Charlotte.....	7:05 p.m.
Mar 24	Georgia Tech *.....	6 p.m.
Mar 25	Georgia Tech *.....	4 p.m.
Mar 26	Georgia Tech *.....	1 p.m.
Mar 28	at Appalachian State.....	6 p.m.
Mar 31	at Miami *.....	7 p.m.
Apr 1	at Miami *.....	7 p.m.
Apr 2	at Miami *.....	1 p.m.
Apr 4	Elon.....	6 p.m.
Apr 5	at Elon.....	6 p.m.
Apr 7	at Louisville *.....	6 p.m.
Apr 8	at Louisville *.....	1 p.m.
Apr 9	at Louisville *.....	1 p.m.
Apr 11	Coastal Carolina.....	6 p.m.
Apr 14	Notre Dame *.....	6 p.m.
Apr 15	Notre Dame *.....	4 p.m.
Apr 16	Notre Dame *.....	1 p.m.
Apr 18	Charlotte.....	6 p.m.
Apr 21	at Clemson *.....	6:30 p.m.
Apr 22	at Clemson *.....	4 p.m.
Apr 23	at Clemson *.....	1 p.m.
Apr 25	at UNCG.....	6 p.m.
Apr 26	at Davidson.....	6 p.m.
May 5	Boston College *.....	6 p.m.
May 6	Boston College *.....	4 p.m.
May 7	Boston College *.....	1 p.m.
May 9	High Point.....	6 p.m.
May 10	at Radford.....	6 p.m.
May 12	at Florida State *.....	6 p.m.
May 13	at Florida State *.....	6 p.m.
May 14	at Florida State *.....	1 p.m.
May 16	vs. Appalachian State.....	6 p.m.
May 18	Pitt *.....	6 p.m.
May 19	Pitt *.....	6 p.m.
May 20	Pitt *.....	1 p.m.

2017 Wake Forest Roster

#	Name	Pos	B/T	Ht	Wt	Cl	Hometown
1	Donnie Sellers.....	RHP/OF	R/R	6-0	190	Jr.	High Point, N.C.
2	Johnny Aiello.....	INF	R/R	6-2	210	So.	Lansdale, Pa.
3	Connor Johnstone.....	RHP	R/R	6-1	195	Sr.	Roswell, Ga.
4	Stuart Fairchild.....	OF	R/R	6-0	205	Jr.	Seattle, Wash.
5	Patrick Frick.....	INF	R/R	6-2	190	Fr.	Greenville, S.C.
6	Jake Mueller.....	INF	R/R	6-2	190	So.	Columbia, S.C.
7	Nick DiPonzio.....	OF	L/R	6-0	185	Fr.	Macon, Ga.
8	Colin Peluse.....	RHP	R/R	6-3	230	Fr.	Middletown, Del.
9	Rayne Supple.....	RHP	R/R	6-3	205	So.	Shelburne, Vt.
10	Zach Seal.....	INF	R/R	6-1	195	Fr.	McLean, Va.
11	Jonathan Pryor.....	OF	L/L	6-2	200	Sr.	Atlanta, Ga.
12	Tyler Witt.....	LHP	L/L	6-5	220	So.	Claremont, Calif.
13	Keegan Maronpot.....	INF/OF	R/R	6-3	225	Jr.	Tarpon Springs, Fla.
14	Shane Kubrak.....	LHP	R/L	6-2	215	Fr.	Chery Hill, N.J.
15	Logan Harvey.....	C	R/R	5-11	190	So.	Henrico, Va.
17	Bruce Steel.....	INF	R/R	6-1	190	R-So.	Jupiter, Fla.
18	Carter Bach.....	LHP	R/L	6-7	225	Fr.	Clifton, Va.
19	Christian Long.....	OF/C	R/R	6-0	205	Fr.	Houston, Texas
20	Ben Casstevens.....	RHP	R/R	6-2	200	So.	Winston-Salem, N.C.
21	Holden White.....	LHP	L/L	6-4	205	Fr.	Wallingford, Conn.
22	Parker Johnson.....	RHP	R/R	6-0	230	R-Jr.	Asheville, N.C.
23	Drew Loepprich.....	RHP	R/R	6-2	195	Jr.	Charlotte, N.C.
24	Gavin Sheets.....	INF	L/L	6-5	235	Jr.	Baltimore, Md.
28	Chase Mascolo.....	INF	R/R	6-0	190	Fr.	Fairfield, Conn.
30	Alex Awad.....	RHP	R/R	6-2	190	Fr.	Weston, Mass.
32	Chris Farish.....	RHP	R/R	6-4	225	R-Jr.	Houston, Texas
33	Jack Schofield.....	RHP	R/R	6-1	190	R-Fr.	Greenville, S.C.
34	Bobby Hearn.....	LHP	L/L	6-1	205	R-Fr.	Tampa, Fla.
35	Morgan McSweeney.....	RHP	R/R	6-4	210	Fr.	Hudson, Mass.
36	Parker Dunshee.....	RHP	R/R	6-2	215	Sr.	Zionsville, Ind.
39	Ben Breazeale.....	C	L/R	6-0	205	Sr.	Pigeon Forge, Tenn.
42	Rhys Dee.....	RHP	R/R	6-1	235	Fr.	Phoenix, Ariz.
43	Griffin Roberts.....	RHP	R/R	6-3	210	So.	Midlothian, Va.
44	David Peljovich.....	LHP	L/L	5-10	175	So.	Sandy Springs, Ga.
45	John McCarren.....	RHP	R/R	6-3	195	Sr.	Manasquan, N.J.



Wake Forest Demon Deacons

2016 Results

Feb 19	Georgetown.....	W, 3-1
Feb 20	UMBC.....	W, 10-8
Feb 21	VMI.....	W, 8-4
Feb 23	Davidson.....	W, 7-4
Feb 26	at USC.....	L, 4-9
Feb 27	at USC.....	W, 5-4
Feb 28	at USC.....	L, 1-2
Mar 2	Mount St. Mary's.....	W, 8-2
Mar 3	Saint Peter's.....	W, 8-2
Mar 4	Towson.....	W, 8-4
Mar 5	Harvard.....	L, 3-6
Mar 6	Richmond.....	W, 17-4
Mar 8	at Coastal Carolina.....	W, 11-0
Mar 9	at Coastal Carolina.....	L, 6-7
Mar 11	Clemson.....	W, 6-4
Mar 12	Clemson *.....	L, 5-6
Mar 13	Clemson *.....	L, 8-13
Mar 15	High Point.....	W, 8-3
Mar 16	at Charlotte.....	L, 6-7
Mar 18	at Virginia *.....	L, 0-4
Mar 18	at Virginia *.....	L, 4-6
Mar 19	at Virginia *.....	W, 9-8
Mar 22	Charlotte.....	W, 6-5
Mar 25	Duke *.....	W, 12-0
Mar 26	Duke *.....	W, 3-2 (10)
Mar 27	Duke *.....	L, 2-3
Mar 29	at Elon.....	W, 4-3
Apr 1	at Notre Dame *.....	L, 5-6
Apr 3	at Notre Dame *.....	W, 15-13
Apr 3	at Notre Dame *.....	L, 2-10 (7)
Apr 5	at Davidson.....	W, 7-6
Apr 8	at NC State *.....	L, 7-11
Apr 9	at NC State *.....	L, 2-3 (10)
Apr 11	at NC State *.....	L, 1-6
Apr 12	UNCG.....	W, 6-4
Apr 13	at UNCG.....	L, 3-18
Apr 15	Florida State *.....	W, 9-0
Apr 16	Florida State *.....	L, 8-13
Apr 17	Florida State *.....	W, 4-2
Apr 19	at Appalachian State.....	W, 15-9
Apr 22	North Carolina *.....	W, 6-1
Apr 23	North Carolina *.....	W, 5-4
Apr 24	North Carolina *.....	W, 3-2
Apr 26	vs. Appalachian State.....	W, 10-7
May 6	at Boston College *.....	W, 8-6
May 7	at Boston College *.....	L, 8-9 (10)
May 8	at Boston College *.....	L, 3-4
May 10	at High Point.....	W, 9-2
May 13	at Virginia Tech *.....	W, 12-6
May 14	at Virginia Tech *.....	L, 13-20
May 15	at Virginia Tech *.....	W, 15-5
May 17	at Marshall.....	W, 3-1 (7)
May 19	Louisville *.....	L, 1-3
May 20	Louisville *.....	L, 2-9
May 21	Louisville *.....	L, 4-9
May 24	vs. Duke %.....	W, 4-3
May 25	vs. Louisville %.....	L, 5-9
May 27	vs. Virginia %.....	W, 10-9
May 28	vs. Clemson %.....	L, 4-5
Jun 3	vs. Minnesota #.....	W, 5-3
Jun 4	at Texas A&M #.....	L, 2-22
Jun 5	vs. Minnesota #.....	L, 3-8

% ACC Championship
NCAA Regional



PARKER DUNSHEE
RHP • Senior • Zionsville, Ind.



STUART FAIRCHILD
OF • Junior • Seattle, Wash.

2016 Wake Forest Stats (35-27, 13-17, 6th ACC Atlantic)

Player	AVG	GP	GS	AB	R	H	2B	3B	HR	RBI	TBSLG%	BB	HBP	SO	GDP	OB%	SF	SH	SB	ATT	PO	A	E	FLD%
Will Craig	.379	55	55	182	53	69	16	0	16	66	133	.731	47	11	35	3.520	4	0	0	1	43	66	9	.924
Gavin Sheets	.326	62	60	236	34	77	13	0	9	45	117	.496	24	4	31	4.395	2	1	1	1	499	33	5	.991
Nate Mondou	.302	62	61	245	50	74	14	1	4	35	102	.416	22	12	27	3.383	3	0	4	5	80	146	6	.974
Stuart Fairchild	.293	62	62	232	50	68	20	3	5	47	109	.470	39	7	42	6.403	5	0	14	17	186	9	4	.980
Kevin Conway	.259	62	60	239	37	62	10	2	8	41	100	.418	25	5	59	1.336	5	4	8	11	130	6	0	01.000
Joey Rodriguez	.256	55	55	219	42	56	14	1	3	27	81	.370	23	10	53	1.352	1	5	3	6	111	37	2	.987
Jonathan Pryor	.247	57	48	166	39	41	8	0	1	17	52	.313	39	11	51	2.421	0	5	5	6	30	2	2	.941
Ben Breazeale	.246	55	54	179	23	44	7	0	3	32	60	.335	41	3	39	7.388	4	2	1	1	336	26	5	.986
Johnny Aiello	.226	55	55	195	33	44	12	0	6	20	74	.379	20	6	75	3.317	0	4	1	2	62	128	14	.931
Donnie Sellers	1.000	2	0	1	0	1	0	0	0	0	11.000	0	0	0	0	01.000	0	0	0	0	6	3	0	01.000
Ryan Morse	1.000	1	0	1	1	1	0	0	0	0	11.000	0	0	0	0	01.000	0	0	0	0	0	2	0	01.000
Logan Harvey	.325	16	10	40	8	13	3	0	2	10	22	.550	8	2	9	1.460	0	1	0	0	84	12	4	.960
Jake Mueller	.250	11	3	16	4	4	0	0	0	3	4	.250	2	0	6	0.333	0	0	0	0	5	10	1	.938
Drew Freedman	.245	28	14	53	8	13	0	0	0	3	13	.245	9	1	12	3.365	0	4	5	7	18	38	4	.933
Keegan Maronpot	.159	39	21	88	8	14	5	1	2	18	27	.307	8	1	30	1.235	1	1	1	1	9	23	1	.970
Aaron Smith	.000	3	0	3	1	0	0	0	0	0	0.000	1	0	1	0.250	0	0	0	0	0	0	0	0	.000
Totals	.277	62	62	2095	391	581	122	8	59	364	896	.428	308	73	470	35.385	25	27	43	58	1628	603	69	.970
Opponents	.280	62	62	2141	369	600	133	17	52	333	923	.431	262	51	435	31.368	30	28	57	65	1610	576	61	.973

Player	ERA	W	L	APP	GS	CG	SHO	CBO	SV	IP	H	R	ER	BB	SO	2B	3B	HR	ABB/Avg	WP	HBP	BK	SFA	SHA	
Parker Dunshee	3.20	10	5	16	15	1	0	2	0	101.1	98	42	36	32	102	31	0	8	387	.253	8	6	0	4	7
John McCarren	3.66	7	3	27	4	0	0	0	0	66.1	83	37	27	17	41	17	3	7	272	.305	1	0	0	4	5
Drew Loepprich	4.85	3	2	20	16	0	0	0	0	78.0	83	48	42	25	52	20	1	6	303	.274	3	10	0	2	5
Connor Johnstone	5.70	2	6	14	14	0	0	0	0	77.1	104	60	49	12	33	24	2	6	324	.321	10	6	3	5	4
David Peljovich	0.00	0	0	3	0	0	0	0	0	2.0	2	0	0	0	4	0	0	0	8	.250	0	0	0	0	0
Will Craig	3.54	2	0	19	0	0	0	9	28.0	27	12	11	12	25	7	0	0	108	.250	4	2	1	1	3	
Chris Farish	4.82	2	1	35	0	0	0	1	0	28.0	22	18	15	30	35	3	1	4	98	.224	14	5	0	6	0
Garrett Kelly	4.86	1	2	28	1	0	0	2	1	33.1	28	22	18	27	41	5	2	3	129	.217	10	2	1	0	1
Donnie Sellers	5.65	5	5	36	0	0	1	5	43.0	46	30	27	21	25	7	3	6	163	.282	3	2	1	3	1	
Ryan Morse	7.20	0	0	13	0	0	0	0	0	5.0	6	4	4	6	7	1	0	0	21	.286	3	1	0	0	0
Rayne Supple	8.49	0	0	17	5	0	0	1	23.1	24	23	22	31	17	3	0	3	89	.270	5	2	0	4	0	
Griffin Roberts	9.19	0	1	18	1	0	0	1	0	15.2	14	18	16	22	18	3	0	1	60	.233	7	5	0	0	0
Parker Johnson	9.28	0	1	11	0	0	0	1	0	10.2	11	13	11	5	15	1	1	2	42	.262	3	1	0	0	1
Christian Bartholomew	9.37	3	0	12	3	0	0	1	0	16.1	30	17	17	6	10	5	1	2	74	.405	2	3	0	0	1
Aaron Fossas	12.27	0	1	10	3	0	0	1	0	11.0	16	17	15	10	8	4	1	4	47	.340	5	5	0	1	0
Ben Casstevens	13.50	0	0	2	0	0	0	0	0	0.2	2	1	1	0	0	0	1	0	4	.500	0	1	0	0	0
Tyler Witt	23.62	0	0	3	0	0	0	0	0	2.2	4	7	7	6	2	2	1	0	12	.333	0	0	0	0	0
Totals	5.24	35	27	62	62	1	3	16	542.2	600	369	316	262	435	133	17	52	2141	.280	78	51	6	30	28	
Opponents	6.00	27	35	62	62	1	1	7	536.2	581	391	358	308	470	122	8	59	2095	.277	49	73	8	25	27	



Wake Forest Demon Deacons

Wake Forest in the ACC

Year	Overall	ACC	Finish	ACC Trn.	Post-Season
1954	13-9-0	8-7-0	4th	x	
1955	29-7-0	11-3-0	1st	x	*9-2
1956	13-5-1	7-5-1	4th	x	
1957	13-7-0	9-5-0	2nd	x	
1958	12-9-0	7-6-0	4th	x	
1959	13-8-0	9-6-0	2nd	x	
1960	14-7-0	7-7-0	5th	x	
1961	23-7-0	9-5-0	3rd	x	
1962	20-11-0	10-5-0	1st	x	2-2
1963	28-11-0	11-3-0	1st	x	3-2
1964	23-7-0	9-4-0	2nd	x	
1965	14-15-0	7-7-0	3rd	x	
1966	12-12-0	7-7-0	3rd	x	
1967	8-15-1	4-8-1	7th	x	
1968	10-24-1	5-15-1	8th	x	
1969	13-20-0	9-11-0	5th	x	
1970	11-21-0	6-15-0	8th	x	
1971	7-19-0	2-12-0	8th	x	
1972	8-18-0	3-11-0	7th	x	
1973	6-16-0	6-9-0	4th	1-2	
1974	8-20-0	0-12-0	7th	0-1	
1975	9-20-0	3-9-0	6th	1-2	
1976	22-11-0	5-7-0	5th	1-2	
1977	31-13-0	7-5-0	3rd	4-0	2-2
1978	23-14-0	7-5-0	3rd	3-2	
1979	28-9-0	9-3-0	2nd	x	
1980	17-13-0	5-8-0	6th	0-1	
1981	17-13-0	3-9-0	7th	1-2	
1982	26-12-1	6-5-0	3rd	3-2	
1983	17-18-0	5-6-0	4th	0-2	
1984	17-25-0	1-13-0	8th	0-2	
1985	23-23-2	1-12-1	8th	1-2	
1986	29-21-0	6-8-0	6th	0-2	
1987	19-31-0	4-13-0	6th	1-2	
1988	32-26-0	7-12-0	6th	0-2	
1989	35-23-0	9-10-0	5th	2-2	
1990	35-24-2	10-10-0	4th	1-2	
1991	37-22-0	10-10-0	4th	1-2	
1992	36-22-0	11-13-0	6th	1-2	
1993	31-22-0	9-13-0	7th	0-2	
1994	37-20-0	10-14-0	7th	1-2	
1995	34-24-0	13-11-0	5th	1-2	
1996	26-32-0	7-16-0	8th	1-2	
1997	37-20-0	10-13-0	5th	0-2	
1998	43-23-0	13-10-0	5th	5-1	2-2
1999	47-16-0	16-7-0	2nd	5-0	3-3
2000	41-20-1	14-10-0	4th	1-2	2-2
2001	44-18-0	16-8-0	3rd	4-1	3-2
2002	47-13-1	17-6-0	2nd	2-2	3-2
2003	29-24-0	8-15-0	7th	0-2	
2004	17-33-0	4-20-0	T8th	0-1	
2005	28-30-0	12-18-0	8th	3-2	
2006	33-22-0	16-13-0	T2nd-A	0-2	
2007	34-29-0	14-16-0	4th-A	2-2	1-2
2008	25-31-0	13-16-0	3rd-A	1-2	
2009	22-30-0	6-24-0	6th-A	x	
2010	18-37-0	8-22-0	5th-A	x	
2011	25-31-0	15-15-0	T3rd-A	0-3	
2012	33-24-0	13-17-0	4th--A	1-2	
2013	28-27-0	9-20-0	5th-A	x	
2014	30-26-0	15-15-0	4th-A	0-1	
2015	27-26-0	12-18-0	6th-A		
2016	35-27-0	13-17-0	6th-A	2-2	1-2

* denotes competed in College World Series

Wake Forest Coaching Records

Career Records		W	L	T	Pct.	
Coach	Years	Seasons				
Unknown	4	1891-1892, 1894, 1899	17	6	1	.515
Mig Billings	2	1916-1917	18	17	1	.514
E.T. MacDowell	1	1918	9	3	0	.750
L.E. Carlyle	1	1919	10	4	0	.692
Bill Holding	1	1920	12	6	0	.667
J.L. White, Jr.	1	1921	15	5	3	.717
H.L. Langston	1	1922	9	9	0	.500
Phil Utley	1	1923	10	11	0	.476
Hank Garrity	2	1924-1925	30	16	0	.652
John Caddell	13	1926-1939	183	120	2	.571
Murray Greason	7	1940-1942, 1946-1947	46	37	3	.552
Frank Novosele	1	1948	16	7	1	.688
Lee Gooch	2	1949-1950	62	10	0	.861
Taylor Sanford	5	1951-1955	86	40	0	.683
Charlie Teague	1	1956	13	5	1	.711
Gene Hooks	3	1957-1959	38	24	0	.613
Jack Stallings	9	1960-1968	152	99	2	.605
Neil Johnston	3	1969-1971	31	60	0	.341
Beattie Feathers	4	1972-1975	31	74	0	.295
Marvin Crater	12	1976-1987	269	203	3	.569
George Greer	17	1988-2004	608	382	4	.614
Rick Rembielak	5	2005-2009	142	142	0	.500
Tom Walter	7	2010-2016	196	198	0	.497

ACC Games Only

Coach	Years	Seasons	W	L	T	Pct.
Taylor Sanford	2	1954-1955	19	10	0	.655
Charlie Teague	1	1956	7	5	1	.577
Gene Hooks	3	1957-1959	25	17	0	.595
Jack Stallings	9	1960-1968	69	61	2	.530
Neil Johnston	3	1969-1971	17	38	0	.309
Beattie Feathers	4	1972-1975	12	41	0	.226
Marvin Crater	12	1976-1987	59	94	1	.386
George Greer	17	1988-2004	184	198	0	.482
Rick Rembielak	5	2005-2009	61	87	0	.412
Tom Walter	7	2010-2016	85	124	0	.407

ACC Tournament

Coach	Years	Seasons	W	L	T	Pct.
Beattie Feathers	3	1972-1975	2	5	0	.286
Marvin Crater	11	1976-1978, 1980-1987	14	19	0	.424
George Greer	17	1988-2004	25	29	0	.463
Rick Rembielak	4	2005-2008	6	8	0	.429
Tom Walter	4	2011-2012, 2014, 2016	3	8	0	.273

NCAA Tournament

Coach	Years	Seasons	W	L	T	Pct.
Lee Gooch	1	1949	7	2	0	.778
Taylor Sanford	1	1955	9	2	0	.818
Jack Stallings	2	1962-1963	5	4	0	.556
Marvin Crater	1	1977	2	2	0	.500
George Greer	5	1998-2002	13	11	0	.542
Rick Rembielak	1	2007	1	2	0	.333
Tom Walter	1	2016	1	2	0	.333



ACC Year-By-Year

Year	ACC Champion	Regular Season Champion	Player of the Year	Pitcher of the Year	Coach of the Year	Freshman of the Year	Non-ACC
1954	Clemson	Clemson	x	x	x	x	46-36-1
1955	Wake Forest	Wake Forest	x	x	x	x	44-30-0
1956	Duke	Duke	x	x	x	x	28-28-5
1957	Duke	Duke	x	x	x	x	35-24-0
1958	Clemson	Clemson	x	x	x	x	37-29-1
1959	Clemson	Clemson	x	x	x	x	46-22-0
1960	North Carolina	North Carolina	x	x	x	x	33-27-2
1961	Duke	Duke	x	x	x	x	43-26-0
1962	Wake Forest	Wake Forest	x	x	x	x	43-35-0
1963	Wake Forest	Wake Forest	x	x	x	x	58-35-0
1964	North Carolina	North Carolina	x	x	x	x	55-41-0
1965	Maryland	Maryland	x	x	x	x	50-43-4
1966	North Carolina	North Carolina	x	x	x	x	49-44-4
1967	Clemson	Clemson	x	x	x	x	69-35-0
1968	NC State	NC State	x	x	x	x	66-43-0
1969	North Carolina	North Carolina	Chris Cammack, NCS	x	x	x	67-41-2
1970	Maryland	Maryland	Eddie Hill, UNC	x	x	x	68-48-1
1971	Maryland	Maryland	Mike Caldwell, NCS	x	x	x	78-53-1
1972	Virginia	Virginia	Bob Grossman, Md.	x	x	x	69-69-0
1973	NC State	Clemson	Craig White, Clem.	x	x	x	47-42-4
1974	NC State	Clemson	Steve Cline, Clem.	x	x	x	65-54-2
1975	NC State	Clemson	Denny Walling, Clem.	x	x	x	75-35-0
1976	Clemson	Clemson	Chuck Porter, Clem.	x	x	x	89-53-0
1977	Wake Forest	Clemson	Kenny Baker, WF	x	x	x	108-58-2
1978	Clemson	Clemson	Greg Norris, UNC	x	x	x	117-51-0
1979	Clemson	Clemson	Jim Atkinson, UNC	x	x	x	132-65-2
1980	Clemson	North Carolina	Scott Bradley, UNC	x	x	x	126-57-1
1981	Clemson	Clemson	Brick Smith, WF	x	Tom D'Armi, Duke	x	153-71-0
1982	North Carolina	Clemson	Bill Merrifield, WF	x	Marvin Crater, WF	x	132-86-2
1983	North Carolina	North Carolina	Bill Merrifield, WF	x	Jim Morris, GT	x	130-72-2
1984	North Carolina	Clemson	Tracy Woodson, NCS	x	Sam Esposito, NCS	x	169-60-3
1985	Georgia Tech	Clemson	Jim McCollom, Clem.	x	Dennis Womack, UVA	x	180-96-4
1986	Georgia Tech	NC State	Chuck Baldwin, Clem.	x	Sam Esposito, NCS	x	188-103-1
1987	Georgia Tech	Georgia Tech	Riccardo Ingram, GT	x	Jim Morris, GT	x	153-85-3
1988	Georgia Tech	Clemson	Turtle Zaun, NCS	x	Bill Wilhelm, Clem.	x	178-93-1
1989	Clemson	North Carolina	Brian Barnes, Clem.	x	Mike Roberts, UNC	x	174-90-4
1990	North Carolina	North Carolina	Brian Kowitz, Clem.	x	Ray Tanner, NCS	x	203-98-4
1991	Clemson	Clemson	Andy Bruce, GT	x	Bill Wilhelm, Clem.	Jason Varitek, GT	208-86-3
1992	NC State	Clemson	Derek Hacopian, Md.	x	Steve Traylor, Duke	Nomar Garciaparra, GT	220-72-1
1993	Clemson	Georgia Tech	Jason Varitek, GT	x	Jim Morris, GT	Jonathan Johnson, FSU	227-72-1
1994	Clemson	Clemson	Ryan Jackson, Duke	x	Jack Leggett, Clem.	Tom Sergio, NCS	231-75-2
1995	Florida State	Clemson	Shane Monahan, Clem.	x	Jack Leggett, Clem.	Matthew LeCroy, Clem.	207-93-0
1996	Virginia	Florida State	Kris Benson, Clem.	x	Mike Martin, FSU	Jeff Becker, Duke	228-77-0
1997	Florida State	Georgia Tech	J.D. Drew, FSU	x	Danny Hall, GT	Brian Roberts, UNC	212-82-0
1998	Wake Forest	Florida State	Brian Roberts, UNC	x	Mike Martin, FSU	Patrick Boyd, Clem.	236-84-2
1999	Wake Forest	Florida State	Marshall McDougall, FSU	x	Mike Martin, FSU	Mark Teixeira, GT	195-72-0
2000	Georgia Tech	Georgia Tech	Mark Teixeira, GT	x	Danny Hall, GT	Adam Greenberg, UNC	215-100-2
2001	Wake Forest	Florida State	John-Ford Griffin, FSU	x	Mike Martin, FSU	Jamie D'Antona, WF	178-111-0
2002	Florida State	Florida State	Khalil Greene, Clem.	x	George Greer, WF	Stephen Drew, FSU	249-74-1
2003	Georgia Tech	Florida State	Jamie D'Antona, WF	x	Elliott Avent, NCS	Micah Owings, GT	198-92-1
2004	Florida State	Georgia Tech	Joe Koshansky, UVA	x	Brian O'Connor, UVA	Daniel Bard, UNC	192-105-0
2005	Georgia Tech	Georgia Tech	Ryan Braun, UM	Cesar Carrillo, UM	Danny Hall, GT	Matt Wieters, GT	215-91-0

Year	ACC Champion	Atlantic Division Champion	Coastal Division Champion	Player of the Year	Pitcher of the Year	Coach of the Year	Freshman of the Year	Non-ACC
2006	Clemson	Clemson	North Carolina	Sean Doolittle, UVA	Andrew Miller, UNC	Jack Leggett, Clem.	Allan Dykstra, WF	255-86-1
2007	North Carolina	Florida State	North Carolina	Tony Thomas Jr., FSU	Bryan Henry, FSU	Mike Martin, FSU	Dustin Ackley, UNC	244-90-1
2008	Miami	Florida State	Miami	Buster Posey, FSU	Alex White, UNC	Jim Moris, Miami	Chris Hernandez, UM	265-76-0
2009	Virginia	Florida State	North Carolina	Dustin Ackley, UNC	Deck McGuire, GT	Mike Martin, FSU	Danny Hultzen, UVA	249-86-0
2010	Florida State	Clemson/FSU	Virginia	Yasmani Grandal, UM	Danny Hultzen, UVA	Brian O'Connor, UVA	Marcus Stroman, Duke	249-99-0
2011	Virginia	Florida State	Virginia/Ga. Tech	Brad Miller, Clem.	Danny Hultzen, UVA	Brian O'Connor, UVA	Colin Moran, UNC	238-100-0
2012	Georgia Tech	Florida State	North Carolina	James Ramsey, FSU	Carlos Rodon, NCS	Mike Martin, FSU	Carlos Rodon, NCS	234-91-1
2013	North Carolina	Florida State	North Carolina	Colin Moran, UNC	Kent Emanuel, UNC	Brian O'Connor, UVA	Joe McCarthy, UVA	263-81-0
2014	Georgia Tech	Florida State	Miami	DJ Stewart, FSU	C. Diaz, UM/N. Kirby, UVA	Brian O'Connor, UVA	Zack Collins, UM	240-123-1
2015	Florida State	Louisville	Miami	Will Craig, WFU	Matthew Crownover, Clem.	Dan McDonnell, LOU	Brendan McKay, LOU	266-114-0
2016	Clemson	Louisville	Miami	Seth Beer, Clem.	Drew Harrington, LOU	Dan McDonnell, LOU	Seth Beer, Clem.	286-102-0

	ALL GAMES							Composite Records							ACC GAMES ONLY						
	Years	1st Year	Games	Won	Lost	Tie	Pct.	Years	Seasons	Games	Won	Lost	Tie	Pct.	Years	Seasons	Games	Won	Lost	Tie	Pct.
Florida State	70	1948	3,870	2,798	1,062	10	.724	Louisville	2	2015-16	60	47	13	0	.783	2015-16	60	47	13	0	.783
Miami	72	1940	3,527	2,505	1,004	18	.713	Florida State	25	1992-16	656	459	197	0	.700	1992-16	656	459	197	0	.700
North Carolina	127	1867	4,297	2,742	1,518	37	.642	Miami	12	2005-16	355	230	124	1	.649	2005-16	355	230	124	1	.649
Clemson	119	1896	4,323	2,753	1,540	30	.640	Clemson	63	1954-16	1212	784	425	3	.648	1954-16	1212	784	425	3	.648
NC State	111	1903	3,684	2,271	1,386	27	.620	North Carolina	63	1954-16	1219	724	492	3	.595	1954-16	1219	724	492	3	.595
Notre Dame	124	1892	3,989	2,444	1,524	21	.615	Georgia Tech	37	1980-16	854	499	353	2	.585	1980-16	854	499	353	2	.585
Georgia Tech	114	1895	3,948	2,398	1,523	27	.611	NC State	63	1954-16	1212	662	550	0	.546	1954-16	1212	662	550	0	.546
Virginia Tech	123	1892	3,645	2,123	1,496	26	.586	Virginia	62	1955-16	1188	555	628	5	.469	1955-16	1188	555	628	5	.469
Wake Forest	102	1891	3,511	2,001	1,488	22	.573	Wake Forest	63	1954-16	1217	538	675	4	.444	1954-16	1217	538	675	4	.444
Virginia	128	1889	4,009	2,255	1,713	41	.568	Notre Dame	3	2014-16	88	37	51	0	.420	2014-16	88	37	51	0	.420
Louisville	99	1909	3,236	1,771	1,455	10	.549	Boston College	11	2006-16	322	111	211	0	.345	2006-16	322	111	211	0	.345
Duke	124	1889	3,784	2,013	1,737	34	.536	Pitt	3	2014-16	88	30	58	0	.341	2014-16	88	30	58	0	.341
Pitt	110	1907	2,312	1,207	1,098	7	.524	Virginia Tech	12	2005-16	352	117	235	0	.332	2005-16	352	117	235	0	.332
Boston College	72	1946	2,338	1,206	1,118	14	.519	Duke	63	1954-16	1190	391	795	4	.330	1954-16	1190	391	795	4	.330



ACC Coaching Records

Overall Wins (1954-2016) (While a Member of ACC)

Coach	Years	Wins
Mike Martin, Florida State	1992-16	1,232
Bill Wilhelm, Clemson.....	1958-93	1,161
Jim Morris, GT & UM	1982-93, 2005-16	1,013
Danny Hall, Georgia Tech	1994-16	961
Jack Leggett, Clemson.....	1994-15	955
Mike Fox, North Carolina	1999-16	797
Mike Roberts, North Carolina.....	1978-98	780
Elliott Avent, NC State	1997-15	755
George Greer, Wake Forest.....	1988-04	608
Brian O'Connor, Virginia	2004-16	596

ACC Wins (1954-2016) (While a Member of ACC)

Coach	Years	Wins
Mike Martin, Florida State	1992-16	459
Bill Wilhelm, Clemson.....	1958-93	378
Jack Leggett, Clemson.....	1994-15	369
Danny Hall, Georgia Tech	1994-16	369
Jim Morris, GT & Miami	1982-93, 2005-16	356
Mike Fox, North Carolina	1999-16	297
Elliott Avent, NC State	1997-16	278
Brian O'Connor, Virginia	2001-15	244
Mike Roberts, North Carolina.....	1978-98	224
Walter Rabb, North Carolina.....	1954-77	209

ACC Championship Wins (1973-1978, 1980-2016)

Coach	Years	Wins
Mike Martin, Florida State	1992-16	72
Bill Wilhelm, Clemson.....	1973-93	64
Mike Roberts, North Carolina.....	1978-98	50
Jim Morris, GT & Miami	1982-93, 2005-16	48
Danny Hall, Georgia Tech	1994-16	47
Jack Leggett, Clemson.....	1994-15	43
Sam Esposito, NC State.....	1973-87	30
Elliott Avent, NC State	1997-16	32
George Greer, Wake Forest.....	1988-04	25
Dennis Womack, Virginia.....	1981-03	25
Brian O'Connor, Virginia	2004-16	25

NCAA Tournament Wins (While a Member of ACC)

Coach	App.	Wins
Mike Martin, Florida State	25	106
Jack Leggett, Clemson.....	21	68
Mike Fox, North Carolina	15	62
Jim Morris, GT & Miami	21	53
Danny Hall, Georgia Tech	20	52
Brian O'Connor, Virginia	13	47
Bill Wilhelm, Clemson.....	17	42
Elliott Avent, NC State	15	32
Mike Roberts, North Carolina.....	9	21
George Greer, Wake Forest.....	5	13

Overall Winning Percentage (1954-2016) (While a Member of ACC, Minimum of Four Seasons)

Coach	Years	Record	Pct.
Mike Martin, Florida State	1992-16	1231-453-1	.731
Brian O'Connor, Virginia	2004-16	596-223-2	.727
Mike Fox, North Carolina	1999-16	797-346-1	.697
Ray Tanner, NC State.....	1988-96	395-173-3	.694
Bill Wilhelm, Clemson.....	1958-93	1161-536-10	.683
Jim Morris, GT & Miami	1982-93, 05-16	1013-485-2	.676
Danny Hall, Georgia Tech	1994-16	954-471-1	.670
Sam Esposito, NC State.....	1967-87	513-253-4	.669
Jack Leggett, Clemson.....	1994-15	955-480-1	.665
Mike Roberts, North Carolina.....	1978-98	780-428-3	.645

ACC Winning Percentage (1954-2016) (Minimum of Four Seasons)

Coach	Years	Record	Pct.
Bill Wilhelm, Clemson.....	1958-93	378-158-1	.705
Mike Martin, Florida State	1992-16	459-197-0	.700
Brian O'Connor, Virginia	2004-16	244-133-1	.647
Jim Morris, GT & Miami	1982-93, 05-16	356-208-2	.631
Jack Leggett, Clemson.....	1994-15	369-21-1	.628
Walter Rabb, North Carolina.....	1954-77	209-131-1	.614
Mike Fox, North Carolina	1999-16	297-199-1	.599
Danny Hall, Georgia Tech	1994-16	369-247-1	.599
Sam Esposito, NC State.....	1967-87	184-125-0	.595
Ray Tanner, NC State.....	1988-96	116-83-0	.583

ACC Tournament Winning Percentage (Minimum of Four Championships)

Coach	Years	Record	Pct.
Bill Wilhelm, Clemson.....	1973-93	64-28	.696
Mike Martin, Florida State	1992-16	72-40	.643
Mike Roberts, North Carolina.....	1973-98	50-33	.602
Jim Morris, GT & Miami	1982-93, 2005-16	48-36	.571
Brian O'Connor, Virginia	2004-16	25-19	.568
Sam Esposito, NC State.....	1973-87	30-23	.566
Danny Hall, Georgia Tech	1994-16	47-38	.553
Ray Tanner, NC State.....	1988-96	21-17	.553
Jack Leggett, Clemson.....	1994-15	43-39	.524
Elliott Avent, NC State	1997-08, 10-16	32-34	.485

NCAA Tournament Winning Percentage (While a member of the ACC - Minimum of Two Tournaments)

Coach	Years	Record	Pct.
Mike Fox, North Carolina	15	62-34	.646
Mike Martin, Florida State	25	106-58	.646
Brian O'Connor, Virginia	13	47-30	.610
Jack Leggett, Clemson.....	21	68-47	.591
Ace Parker, Duke.....	3	9-7	.563
Danny Hall, Georgia Tech	20	52-41	.559
Jack Stallings, Wake Forest.....	2	5-4	.556
George Greer, Wake Forest.....	5	13-11	.542
Bill Wilhelm, Clemson.....	17	42-36	.538
Jim Morris, GT & Miami	18	53-47	.530

NCAA Division I Baseball Coaching Records

Winningest Active Coaches (by pct.)

1. Mike Martin, Florida State..... .738
2. Mike Fox, North Carolina..... .732
3. Brian O'Connor, Virginia..... .727
5. Dan McDonnell, Louisville..... .705
6. Jim Morris, Georgia Tech/Miami..... .698
10. Danny Hall, Georgia Tech..... .663
15. Monte Lee, Clemson..... .660
50. Elliott Avent, NC State..... .590
(minimum 5 yrs as a Div. I head coach;
includes record at 4-year colleges only)

Winningest Active Coaches (by wins)

1. Mike Martin, Florida State..... 1,898
3. Jim Morris, Georgia Tech/Miami..... 1,535
4. Mike Fox, NC Wesleyan/North Carolina... 1,336
8. Danny Hall, Georgia Tech..... 1,169
15. Elliott Avent, NC State..... 979
24. Joe Jordano, Pitt..... 819
(includes record at 4-year colleges only)

Winningest Division I Coaches All-Time (by pct)

10. Ron Fraser, Miami..... .741
12. Mike Martin, Florida State..... .738
14. Mike Fox, NC Wesleyan/North Carolina .732
18. Brian O'Connor, Virginia..... .727
35. Dan McDonnell, Louisville..... .705
40. Ray Tanner, NC State/South Carolina... .698
41. Jim Morris, Miami/Georgia Tech..... .698
48. Jack Coombs, Duke..... .689
(minimum 10 years as a NCAA head coach;
includes record at 4-year colleges only)

Winningest Division I Coaches All-Time (by wins)

2. Mike Martin, Florida State..... 1,898
5. Jim Morris, Georgia Tech/Miami..... 1,535
7. Chuck Hartman, High Point, Va. Tech 1,444
12. Mike Fox, NC Wesleyan/UNC..... 1,336
13. Jack Leggett, Vermont/WCU/Clemson..... 1,332
18. Ron Fraser, Miami..... 1,267
19. Jack Stallings, WF/FSU/Ga. South..... 1,255
28. Danny Hall, Kent St/Georgia Tech..... 1,169
29. Bill Wilhelm, Clemson..... 1,161
32. Ray Tanner, NC State/South Carolina 1,133
(minimum 10 years as a NCAA head coach;
includes record at 4-year colleges only)



ACC Annual Standings

1954	W	L	T	W	L	T
Clemson	8	4	0	14	10	0
Maryland	6	4	0	15	9	1
NC State	8	6	0	9	7	0
Wake Forest	8	7	0	13	9	0
North Carolina	7	8	0	14	11	0
Duke	5	9	0	10	13	0
South Carolina	4	8	0	10	10	0
Virginia	x	x	0	7	13	0

1955	W	L	T	W	L	T
Wake Forest	11	3	0	29	7	0
NC State	10	4	0	14	5	0
North Carolina	8	5	0	12	12	0
South Carolina	7	7	0	10	10	0
Duke	6	6	0	10	11	0
Maryland	6	7	0	9	11	0
Clemson	5	9	0	7	11	0
Virginia	0	12	0	6	16	0

1956	W	L	T	W	L	T
Duke	12	3	1	16	12	2
NC State	11	4	0	14	5	1
North Carolina	9	4	0	12	10	1
Wake Forest	7	5	1	13	5	1
Virginia	6	7	0	10	13	0
South Carolina	5	9	0	9	9	0
Clemson	2	10	2	4	14	2
Maryland	1	11	0	5	15	0

1957	W	L	T	W	L	T
Duke	10	4	0	19	8	0
North Carolina	9	5	0	15	10	0
Wake Forest	9	5	0	13	7	0
NC State	7	7	0	8	10	0
Maryland	6	8	0	10	12	0
South Carolina	6	8	0	9	9	0
Virginia	6	8	0	12	12	0
Clemson	3	11	0	6	12	0

1958	W	L	T	W	L	T
Clemson	11	3	0	22	8	0
North Carolina	11	4	0	19	8	1
Duke	7	5	0	9	11	0
Wake Forest	7	6	0	12	9	0
NC State	6	7	0	10	7	0
Virginia	4	9	0	5	15	0
Maryland	4	10	0	7	11	0
South Carolina	3	11	0	7	14	0

1959	W	L	T	W	L	T
Clemson	9	5	0	24	8	0
North Carolina	9	6	0	17	7	0
Wake Forest	9	6	0	13	8	0
Maryland	7	6	0	11	6	0
Virginia	6	8	0	10	9	0
South Carolina	5	8	0	11	12	0
Duke	5	10	0	9	16	0
NC State	5	9	0	8	12	0

1960	W	L	T	W	L	T
North Carolina	11	3	0	22	7	0
Duke	9	4	1	13	8	1
NC State	9	5	0	12	8	0
Clemson	7	6	0	11	10	1
Wake Forest	7	7	0	14	7	0
Maryland	5	7	0	9	9	1
Virginia	3	11	1	3	15	2
South Carolina	3	11	0	4	18	0

1961	W	L	T	W	L	T
Duke	11	3	0	16	11	0
North Carolina	10	4	0	15	7	0
Wake Forest	9	5	0	23	7	0
NC State	8	5	0	13	5	0
Clemson	6	8	0	12	11	0
Maryland	5	8	0	8	12	0
Virginia	4	9	0	7	11	0
South Carolina	1	12	0	3	15	0

1962	W	L	T	W	L	T
Wake Forest	10	5	0	20	11	0
Virginia	9	6	0	11	12	0
Clemson	8	6	0	17	8	0
NC State	8	6	0	11	10	0
South Carolina	6	7	0	11	10	0
Duke	6	8	0	13	12	1
Maryland	5	8	0	7	14	0
North Carolina	4	10	0	8	14	0

1963	W	L	T	W	L	T
Wake Forest	11	3	0	28	11	0
Clemson	9	5	0	15	11	0
North Carolina	9	5	0	20	9	0
Duke	8	6	0	15	10	0
Virginia	6	7	0	9	13	0
Maryland	5	8	0	10	12	0
NC State	4	10	0	9	10	0
South Carolina	3	11	0	7	14	0

1964	W	L	T	W	L	T
North Carolina	14	0	0	24	7	0
Wake Forest	9	4	0	23	7	0
Maryland	7	6	0	10	9	0
Clemson	6	7	0	13	13	0
South Carolina	6	7	0	15	12	0
Virginia	6	7	0	10	9	0
NC State	4	9	0	8	15	0
Duke	0	12	0	4	21	0

1965	W	L	T	W	L	T
Maryland	10	4	0	16	8	0
Clemson	9	5	0	18	10	2
South Carolina	7	7	0	16	12	0
Wake Forest	7	7	0	14	15	0
North Carolina	6	8	0	14	15	0
NC State	6	8	0	10	10	1
Virginia	6	8	0	10	13	1
Duke	5	9	0	8	17	0

1966	W	L	T	W	L	T
North Carolina	12	2	0	21	13	0
Clemson	9	4	0	20	7	2
NC State	7	7	0	11	12	2
South Carolina	7	7	0	15	8	0
Wake Forest	7	7	0	12	12	0
Maryland	6	8	0	11	12	0
Duke	4	9	0	8	16	0
Virginia	3	11	0	6	19	0

1967	W	L	T	W	L	T
Clemson	11	2	0	29	9	0
Maryland	8	5	0	12	6	0
South Carolina	8	5	0	21	8	0
North Carolina	8	5	1	19	8	1
NC State	6	7	0	11	11	0
Virginia	5	8	0	12	10	0
Wake Forest	4	8	1	8	15	1
Duke	2	12	0	9	20	0

1968	W	L	T	W	L	T
NC State	13	4	0	25	9	0
Maryland	12	5	1	19	6	1
North Carolina	12	6	0	21	12	0
Clemson	11	7	0	27	14	0
South Carolina	7	9	0	14	11	0
Duke	7	13	0	12	19	0
Virginia	5	13	0	10	20	0
Wake Forest	5	15	1	10	24	1

1969	W	L	T	W	L	T
North Carolina	14	4	0	23	11	0
Maryland	13	5	0	19	6	0
Clemson	12	8	1	27	17	2
NC State	9	9	0	17	11	0
Virginia	9	11	0	19	14	0
Wake Forest	9	11	0	13	20	0
Duke	7	13	0	14	18	1
South Carolina	3	15	1	12	21	1

1970	W	L	T	W	L	T
Maryland	14	7	0	26	14	0
Clemson	14	7	0	32	16	0
NC State	13	8	0	21	10	0
Virginia	10	10	0	18	14	1
Duke	10	11	0	17	16	0
South Carolina	9	12	0	14	20	0
North Carolina	7	13	0	12	20	0
Wake Forest	6	15	0	11	21	0

1971	W	L	T	W	L	T
Maryland	10	4	0	15	10	0
Clemson	10	4	0	27	14	0
NC State	9	5	0	18	11	1
North Carolina	7	7	0	13	19	0
South Carolina	7	7	0	19	13	0
Virginia	7	7	0	20	9	0
Duke	4	10	0	15	14	0
Wake Forest	2	12	0	7	19	0

1972	W	L	T	W	L	T
Virginia	9	4	0	18	15	0
North Carolina	10	5	0	23	9	0
Maryland	9	5	0	18	10	0
NC State	7	8	0	18	13	0
Clemson	6	7	0	19	15	0
Duke	3	7	0	12	16	0
Wake Forest	3	11	0	8	18	0

Starting in 1973, ACC Champion determined by outcome of tournament play.
Tournament Champion in bold.

1973	W	L	T	W	L	T
Clemson	10	2	0	25	15	0
NC State	9	3	0	23	10	1
Virginia	7	5	0	16	12	2
North Carolina	5	7	0	11	15	0
Wake Forest	5	7	0	6	16	0
Maryland	4	8	0	11	9	1
Duke	2	10	0	7	17	0

1974	W	L	T	W	L	T
Clemson	10	1	0	23	15	0
North Carolina	9	3	0	22	8	1
NC State	7	5	0	22	12	0
Maryland	6	6	0	12	16	1
Virginia	6	6	0	21	17	0
Duke	3	8	0	9	16	0
Wake Forest	0	12	0	7	21	0

1975	W	L	T	W	L	T
Clemson	10	2	0	33	10	0
NC State	10	2	0	27	7	0
Maryland						

ACC Annual Standings

1979(No Tournament)

Clemson	10	1	0	40	15	0
Wake Forest	9	3	0	28	9	0
North Carolina	7	5	0	33	16	1
Maryland	7	5	0	15	20	1
Virginia	4	7	0	21	15	0
NC State	3	9	0	24	13	0
Duke	1	11	0	12	18	0

1980

North Carolina	11	1	0	39	17	0
Maryland	9	4	0	24	10	0
Clemson	6	5	0	38	21	0
NC State	7	6	0	21	12	0
Virginia	6	6	0	21	13	1
Wake Forest	5	8	0	17	13	0
Georgia Tech	3	10	0	8	19	0
Duke	2	9	0	17	11	0

1981

Clemson	10	4	0	34	24	0
NC State	10	4	0	33	12	0
Maryland	7	3	0	23	13	0
Virginia	8	5	0	28	20	0
Duke	6	6	0	29	10	0
North Carolina	6	7	0	38	15	0
Wake Forest	3	9	0	20	19	0
Georgia Tech	1	13	0	14	24	0

1982

Clemson	10	2	0	37	22	0
North Carolina	7	5	0	29	26	0
Wake Forest	6	5	0	26	12	1
NC State	7	7	0	24	13	0
Georgia Tech	6	8	0	29	20	0
Virginia	5	7	0	21	26	0
Maryland	4	7	0	13	17	0
Duke	3	7	0	16	13	1

1983

North Carolina	10	2	0	42	10	0
NC State	9	4	0	23	13	1
Clemson	6	5	0	30	20	1
Wake Forest	5	6	0	17	18	0
Georgia Tech	6	8	0	38	15	0
Maryland	4	6	1	14	19	1
Virginia	4	6	0	12	25	0
Duke	1	8	1	14	12	1

1984

Clemson	12	2	0	38	17	0
North Carolina	12	2	0	44	13	0
NC State	9	3	0	32	8	0
Maryland	6	7	0	18	14	3
Georgia Tech	5	7	0	36	19	0
Virginia	4	10	0	25	17	0
Duke	3	8	0	25	13	0
Wake Forest	1	13	0	17	25	0

1985

Clemson	9	4	0	36	30	1
Virginia	9	4	0	38	16	0
North Carolina	9	4	1	40	17	1
NC State	8	5	0	29	16	0
Georgia Tech	6	7	1	42	19	1
Duke	5	8	1	18	15	3
Maryland	5	8	0	22	28	0
Wake Forest	1	12	1	23	23	2

1986

NC State	11	2	0	35	15	0
Georgia Tech	10	4	0	45	23	0
Clemson	9	4	0	42	21	0
North Carolina	7	7	0	33	22	0
Virginia	6	7	0	27	22	0
Wake Forest	6	8	0	29	21	0
Maryland	3	10	0	18	28	1
Duke	2	12	0	25	17	0

1987

Georgia Tech	17	4	0	51	14	0
Clemson	16	5	0	54	14	1
North Carolina	13	7	0	31	22	0
NC State	12	8	0	39	16	0
Virginia	5	12	0	18	30	0
Maryland	5	12	0	15	24	1
Wake Forest	4	13	0	19	31	0
Duke	3	14	0	18	26	1

1988

Clemson	18	2	0	54	14	0
NC State	13	6	0	45	16	0
Georgia Tech	12	8	0	45	24	0
Virginia	11	10	0	32	19	1
North Carolina	10	11	0	34	27	0
Wake Forest	7	12	0	32	26	0
Maryland	5	14	0	20	26	0
Duke	3	16	0	10	35	0

1989

North Carolina	15	4	0	41	18	1
Clemson	13	5	0	50	20	0
Georgia Tech	13	6	0	38	26	0
NC State	10	10	0	35	21	2
Wake Forest	9	10	0	35	23	0
Virginia	7	11	0	25	24	1
Maryland	4	13	0	17	22	0
Duke	2	14	0	20	23	0

1990

North Carolina	17	4	0	51	14	0
Clemson	14	6	0	43	23	0
NC State	14	7	0	48	20	0
Wake Forest	10	10	0	35	24	2
Georgia Tech	9	9	0	46	25	0
Virginia	7	11	0	21	32	1
Duke	4	15	0	28	25	0
Maryland	2	15	0	22	26	1

1991

Clemson	18	3	0	60	10	0
Georgia Tech	12	8	0	42	26	0
NC State	11	10	0	48	20	0
North Carolina	10	10	0	36	23	0
Wake Forest	10	10	0	37	22	0
Virginia	10	11	0	28	27	2
Duke	6	15	0	24	27	0
Maryland	5	15	0	29	27	1

1992

Clemson	19	5	0	50	14	0
Florida State	16	7	0	49	21	0
NC State	15	9	0	46	18	0
Georgia Tech	14	9	0	45	19	0
Duke	12	12	0	38	16	0
Wake Forest	11	13	0	36	22	0
North Carolina	8	16	0	31	27	0
Maryland	7	15	0	27	28	1
Virginia	3	19	0	21	30	0

1993

Georgia Tech	16	6	0	47	14	0
NC State	15	7	0	49	17	0
Florida State	14	9	0	46	19	0
North Carolina	13	10	0	43	20	0
Clemson	11	11	0	45	20	0
Duke	11	13	0	39	19	1
Wake Forest	9	13	0	31	22	0
Virginia	7	15	0	21	30	0
Maryland	5	17	0	24	29	0

1994

Clemson	20	4	0	57	18	0
Georgia Tech	16	8	0	50	17	0
Duke	16	8	0	33	20	0
Florida State	14	9	0	53	22	0
NC State	13	11	0	46	18	1
North Carolina	10	13	0	34	21	0
Wake Forest	10	14	0	37	20	0
Maryland	6	18	0	24	29	1
Virginia	2	22	0	20	34	0

1995

Clemson	20	4	0	54	14	0
Florida State	16	7	0	53	16	0
Georgia Tech	16	8	0	38	22	0
North Carolina	14	10	0	39	23	0
Wake Forest	13	11	0	34	24	0
NC State	12	12	0	36	24	0
Virginia	8	15	0	26	29	0
Duke	4	20	0	30	27	0
Maryland	4	20	0	20	37	0

1996

Florida State	19	5	0	52	17	0
Clemson	17	7	0	51	17	0
Georgia Tech	13	11	0	40	24	0
NC State	13	11	0	42	19	0
Virginia	11	13	0	44	21	0
North Carolina	11	13	0	33	25	0
Duke	9	14	0	39	18	0
Wake Forest	7	16	0	26	32	0
Maryland	7	17	0	24	27	0

1997

Georgia Tech	19	4	0	46	15	0
Florida State	18	6	0	50	17	0
NC State	15	8	0	43	20	0
Clemson	13	10	0	41	23	0
Wake Forest	10	13	0	37	20	0
Virginia	10	13	0	32	22	0
Duke	9	14	0	33	25	0
North Carolina	6	18	0	29	31	0
Maryland	5	19	0	22	32	0

1998

Florida State	18	4	0	53	20	0
Georgia Tech	14	9	0	41	22	0
Clemson	14	9	0	43	16	0
NC State	12	9	0	41	23	0
Wake Forest	13	10	0	43	23	0
North Carolina	13	10	0	42	23	0
Duke	8	15	0	38	20	0
Maryland	5	18	0	26	30	1
Virginia	5	18	0	28	26	1

1999

Florida State	22	2	0	57	14	0
Wake Forest	16	7	0	47	16	0
Clemson	13	10	0	42	27	0
North Carolina	13	11	0	41	18	0
Georgia Tech	12	12	0	38	20	0
NC State	11	13	0	37	25	0
Virginia	8	15	0	21	35	0
Maryland	6	17	0	23	33	1
Duke	4	18	0	24	31	0

2000

Georgia Tech	18	6	0	50	16	0
Clemson	17	7	0	51	18	0
Florida State	15	9	0	53	19	0
Wake Forest	14	10	0	41	20	1
North Carolina	12	12	0	46	17	0
NC State	10	14	0	30	28	0
Virginia	10	14	0	26	31	1
Maryland	7	17	0	24	33	0
Duke	5	19	0	17	41	0

2001

Florida State	20	4	0	47	19	0
Clemson	17	7	0	41	22	0
Wake Forest	16	8	0	44	18	0
Georgia Tech	13	11	0	41	20	0
Duke	10	13	0	23	33	0
North Carolina	9	15	0	31	26	0
Virginia	9	15	0	25	31	0
NC State	9	15	0	32	29	0
Maryland	4	19	0			

ACC Annual Standings

2003	W	L	T	W	L	T
Florida State	19	5	0	54	13	1
Georgia Tech	17	7	0	44	18	0
NC State	15	9	0	45	18	0
Clemson	15	9	0	39	22	0
North Carolina	13	11	0	42	23	0
Virginia	11	12	0	29	25	0
Wake Forest	8	15	0	29	24	0
Maryland	6	17	0	20	33	0
Duke	2	21	0	18	36	0

2004	W	L	T	W	L	T
Georgia Tech	18	5	0	44	21	0
Virginia	18	6	0	44	15	0
Florida State	16	8	0	45	23	0
Clemson	14	10	0	39	26	0
North Carolina	14	10	0	43	21	0
NC State	11	12	0	36	24	0
Duke	8	16	0	25	31	0
Wake Forest	4	20	0	17	33	0
Maryland	4	20	0	22	34	0

2005	W	L	T	W	L	T
Georgia Tech	22	8	0	45	19	0
Clemson	21	9	0	43	23	0
Miami	19	10	1	41	19	1
Florida State	19	11	0	53	20	0
North Carolina	17	10	1	41	19	1
NC State	17	13	0	41	19	0
Virginia	14	14	0	41	20	0
Wake Forest	12	18	0	28	30	0
Virginia Tech	7	19	0	23	28	0
Maryland	7	23	0	25	31	0
Duke	5	25	0	14	39	0

2006	W	L	T	W	L	T
Atlantic Division						
Clemson	24	6	0	53	16	0
Florida State	16	13	0	44	21	0
NC State	16	13	0	40	23	0
Wake Forest	16	13	0	33	22	0
Boston College	9	21	0	28	25	1
Maryland	8	22	0	26	30	0

Coastal Division	W	L	T	W	L	T
North Carolina	22	8	0	54	15	0
Virginia	21	9	0	47	15	0
Georgia Tech	19	11	0	50	18	0
Miami	17	13	0	42	24	0
Duke	6	24	0	15	40	0
Virginia Tech	4	25	0	20	33	0

2007	W	L	T	W	L	T
Atlantic Division						
Florida State	24	6	0	49	13	0
Clemson	18	12	0	41	23	0
NC State	16	14	0	38	23	0
Wake Forest	14	16	0	34	29	0
Boston College	12	17	0	24	27	1
Maryland	7	23	0	26	30	0

Coastal Division	W	L	T	W	L	T
North Carolina	21	9	0	57	16	0
Virginia	19	9	0	45	16	0
Miami	17	13	0	37	24	0
Georgia Tech	15	14	0	32	25	0
Duke	8	22	0	29	25	0
Virginia Tech	7	23	0	23	31	0

2008	W	L	T	W	L	T
Atlantic Division						
Florida State	24	6	0	54	14	0
NC State	18	11	0	42	22	0
Wake Forest	13	16	0	25	31	0
Clemson	11	18	1	31	27	0
Maryland	9	21	0	30	26	0
Boston College	9	21	0	26	27	0

Coastal Division	W	L	T	W	L	T
Miami	23	5	0	53	11	0
North Carolina	22	7	0	54	14	0
Georgia Tech	16	14	0	41	21	0
Virginia	15	15	0	39	23	0
Duke	10	18	1	37	18	1
Virginia Tech	6	24	0	23	32	0

2009	W	L	T	W	L	T
Atlantic Division						
Florida State	19	9	0	45	18	0
Clemson	19	11	0	44	22	0
Boston College	13	15	0	34	26	0
Maryland	10	20	0	27	27	0
NC State	10	20	0	25	31	0
Wake Forest	6	24	0	22	30	0

Coastal Division	W	L	T	W	L	T
North Carolina	19	10	0	48	18	0
Georgia Tech	17	10	1	38	19	1
Miami	18	12	0	38	22	0
Virginia	16	11	1	49	15	1
Duke	15	15	0	35	24	0
Virginia Tech	12	17	0	32	21	0

2010	W	L	T	W	L	T
Atlantic Division						
Clemson	18	12	0	45	22	0
Florida State	18	12	0	48	20	0
Boston College	14	16	0	30	28	0
NC State	15	15	0	38	24	0
Wake Forest	8	22	0	18	37	0
Maryland	5	25	0	17	39	0

Coastal Division	W	L	T	W	L	T
Virginia	23	7	0	51	14	0
Georgia Tech	21	9	0	47	15	0
Miami	20	10	0	43	20	0
Virginia Tech	16	14	0	40	22	0
North Carolina	14	16	0	38	22	0
Duke	8	22	0	29	27	0

2011	W	L	T	W	L	T
Atlantic Division						
Florida State	19	11	0	46	19	0
Clemson	17	13	0	43	23	0
NC State	15	15	0	35	27	0
Wake Forest	15	15	0	25	31	0
Boston College	7	22	0	17	33	0
Maryland	5	25	0	21	35	0

Coastal Division	W	L	T	W	L	T
Virginia	22	8	0	56	12	0
Georgia Tech	22	8	0	42	21	0
North Carolina	20	10	0	51	16	0
Miami	19	10	0	38	23	0
Virginia Tech	11	19	0	30	25	0
Duke	7	23	0	26	30	0

2012	W	L	T	W	L	T
Atlantic Division						
Florida State	24	6	0	50	17	0
NC State	19	11	0	43	20	0
Clemson	16	14	0	35	28	0
Wake Forest	13	17	0	33	24	0
Maryland	10	20	0	32	24	0
Boston College	10	20	0	22	33	0

Coastal Division	W	L	T	W	L	T
Virginia	18	12	0	39	19	1
North Carolina	22	8	0	46	16	0
Miami	16	14	0	36	23	0
Georgia Tech	12	18	0	38	26	0
Virginia Tech	11	19	0	34	21	0
Duke	9	21	0	21	34	0

2013	W	L	T	W	L	T
Atlantic Division						
Florida State	20	10	0	47	17	0
NC State	19	10	0	50	16	0
Clemson	18	12	0	40	22	0
Maryland	11	19	0	30	25	0
Wake Forest	9	20	0	28	27	0
Boston College	4	25	0	12	40	0

Coastal Division	W	L	T	W	L	T
North Carolina	21	7	0	59	12	0
Virginia	22	8	0	50	12	0
Virginia Tech	15	14	0	40	22	0
Georgia Tech	15	15	0	37	27	0
Miami	14	16	0	37	25	0
Duke	9	21	0	26	29	0

2014	W	L	T	W	L	T
Atlantic Division						
Florida State	21	9	0	43	17	0
Clemson	15	14	0	36	25	0
Maryland	15	14	0	40	23	0
Wake Forest	15	15	0	30	26	0
NC State	13	17	0	32	23	0
Boston College	10	20	0	22	33	0
Notre Dame	9	21	0	22	31	0

Coastal Division	W	L	T	W	L	T
Miami	24	6	0	44	19	0
Virginia	22	8	0	53	16	0
Duke	16	14	0	33	25	0
North Carolina	15	15	0	35	27	0
Georgia Tech	14	16	0	37	27	0
Pitt	11	19	0	22	30	0
Virginia Tech	9	21	0	21	31	1

2015	W	L	T	W	L	T
Atlantic Division						
Louisville	25	5	0	47	18	0
Florida State	17	13	0	44	21	0
Notre Dame	17	13	0	37	23	0
Clemson	16	13	0	32	29	0
NC State	15	14	0	36	23	0
Wake Forest	12	18	0	27	26	0
Boston College	10	19	0	27	27	0

Coastal Division	W	L	T	W	L	T
Miami	22	8	0	50	17	0
Virginia	15	15	0	44	24	0
North Carolina	13	16	0	34	24	

Annual Team Records

BOSTON COLLEGE

Year	Coach	ACC Overall
1946	Fred Maguire	16-2
1947	Fred Maguire	13-9
1948	Fred Maguire	16-4
1949	Fred Maguire	17-4
1950	Johnny Temple	12-8
1951	Johnny Temple	12-8
1952	Johnny Temple	12-7
1953	Johnny Temple	13-7
1954	Johnny Temple	9-6
1955	Johnny Temple	12-6
1956	Johnny Temple	9-6
1957	Johnny Temple	5-10-1
1958	Eddie Pellagrini	7-10
1959	Eddie Pellagrini	12-4
1960	Eddie Pellagrini	15-6
1961	Eddie Pellagrini	18-6
1962	Eddie Pellagrini	12-10
1963	Eddie Pellagrini	13-6
1964	Eddie Pellagrini	11-8
1965	Eddie Pellagrini	10-9
1966	Eddie Pellagrini	13-5
1967	Eddie Pellagrini	14-5-3
1968	Eddie Pellagrini	14-9
1969	Bob Cunis	11-10
1970	Eddie Pellagrini	13-8
1971	Eddie Pellagrini	11-12
1972	Eddie Pellagrini	9-14
1973	Eddie Pellagrini	8-14-1
1974	Eddie Pellagrini	15-9-1
1975	Eddie Pellagrini	13-12
1976	Eddie Pellagrini	10-13
1977	Eddie Pellagrini	17-10
1978	Eddie Pellagrini	14-10-1
1979	Eddie Pellagrini	6-18
1980	Eddie Pellagrini	8-15
1981	Eddie Pellagrini	11-12
1982	Eddie Pellagrini	13-12
1983	Eddie Pellagrini	11-9
1984	Eddie Pellagrini	7-17
1985	Eddie Pellagrini	12-22
1986	Eddie Pellagrini	14-23
1987	Eddie Pellagrini	13-21
1988	Eddie Pellagrini	15-16
1989	Richard "Moe" Maloney	20-17
1990	Richard "Moe" Maloney	21-22-1
1991	Richard "Moe" Maloney	23-19
1992	Richard "Moe" Maloney	18-17
1993	Richard "Moe" Maloney	22-14
1994	Richard "Moe" Maloney	14-23
1995	Richard "Moe" Maloney	21-24
1996	Richard "Moe" Maloney	15-27
1997	Richard "Moe" Maloney	20-23
1998	Richard "Moe" Maloney	17-23-1
1999	Pete Hughes	26-21-1
2000	Pete Hughes	35-20
2001	Pete Hughes	29-22
2002	Pete Hughes	30-25
2003	Pete Hughes	33-21
2004	Pete Hughes	32-27
2005	Pete Hughes	37-20
2006	Pete Hughes	9-21, 28-25-1

2007	Mikio Aoki	12-17, 24-27-1
2008	Mikio Aoki	9-21, 26-27
2009	Mikio Aoki	13-15, 34-26
2010	Mikio Aoki	14-16, 30-28
2011	Mike Gambino	7-22, 17-33
2012	Mike Gambino	10-20, 22-33
2013	Mike Gambino	4-25, 12-40
2014	Mike Gambino	10-20, 22-33
2015	Mike Gambino	10-19, 27-27
2016	Mike Gambino	13-15, 35-22

CLEMSON

Year	Coach	ACC Overall
1896	RTV Bowman	0-2
1898	RTV Bowman	2-4
1899	Unknown	4-3
1900	Unknown	8-2
1901	John Heisman	10-2-1
1902	John Heisman	9-3
1903	John Heisman	9-1
1904	J.W. McMakin	8-6-1
1905	J.W. McMakin	6-8-1
1906	J.W. McMakin	6-10-1
1907	F. Shaughnessy	9-7-1
1908	Robert Lynch	6-11
1909	Jesse Reynolds	10-12
1910	Joe Holland	10-11
1911	Frank Dobson	13-10
1912	Frank Dobson	11-6
1913	Frank Dobson	13-5
1914	Robertson	16-6
1915	Carl "Vet" Sitton	13-7
1916	Carl "Vet" Sitton	13-11-1
1917	Country Morris	13-13
1918	Jiggs Donahue	11-6
1919	Jiggs Donahue	6-15-1
1920	Country Morris	4-15
1921	Larry Conover	5-14
1922	L.V.H. Durfee	10-8
1923	L.V.H. Durfee	12-6-1
1924	L.V.H. Durfee	6-10
1925	Thomas May	11-14
1926	Cul Richards	8-11
1927	Tink Gillam	11-13-1
1928	Joe Guyon	12-9-2
1929	Joe Guyon	15-11-1
1930	Joe Guyon	9-14
1931	Joe Guyon	6-2
1932	Jess Neely	14-6
1933	Jess Neely	11-11
1934	Jess Neely	8-8-1
1935	Jess Neely	16-7-1
1936	Jess Neely	6-11
1937	Jess Neely	7-12
1938	Jess Neely	6-12
1939	Randy Hinson	10-7
1940	Randy Hinson	12-2-2
1941	Tom Rogers	10-6
1942	Tom Rogers	8-8
1943	Frank Howard	12-3
1945	Walter Cox	7-6
1946	Randy Hinson	12-5
1947	Randy Hinson	24-5
1948	Walter Cox	14-12-1

1949	Walter Cox	11-12
1950	Walter Cox	20-11
1951	Walter Cox	18-7
1952	Bob Smith	10-12
1953	Bob Smith	11-6
1954	Bob Smith	8-4, 14-10
1955	Bob Smith	5-9, 7-11
1956	Bob Smith	2-10-2, 4-14-2
1957	Bob Smith	3-11, 6-12
1958	Bill Wilhelm	11-3, 22-8
1959	Bill Wilhelm	9-5, 24-8
1960	Bill Wilhelm	7-6, 11-10-1
1961	Bill Wilhelm	6-8, 12-11
1962	Bill Wilhelm	8-6, 17-8
1963	Bill Wilhelm	9-5, 15-11
1964	Bill Wilhelm	6-7, 13-13
1965	Bill Wilhelm	9-5, 18-10-2
1966	Bill Wilhelm	9-4, 20-7-2
1967	Bill Wilhelm	11-2, 29-9
1968	Bill Wilhelm	11-7, 27-14
1969	Bill Wilhelm	12-8-1, 27-17-2
1970	Bill Wilhelm	14-7, 32-16
1971	Bill Wilhelm	10-4, 27-14
1972	Bill Wilhelm	6-7, 19-15
1973	Bill Wilhelm	10-2, 24-16
1974	Bill Wilhelm	10-1, 23-15
1975	Bill Wilhelm	10-2, 33-10
1976	Bill Wilhelm	10-2, 36-15
1977	Bill Wilhelm	9-1, 42-10
1978	Bill Wilhelm	10-2, 39-14
1979	Bill Wilhelm	10-1, 40-15
1980	Bill Wilhelm	6-5, 38-21
1981	Bill Wilhelm	10-4, 34-24
1982	Bill Wilhelm	10-2, 37-22
1983	Bill Wilhelm	6-5, 30-20-1
1984	Bill Wilhelm	12-2, 38-17
1985	Bill Wilhelm	9-4, 36-30-1
1986	Bill Wilhelm	9-4, 42-21
1987	Bill Wilhelm	16-5, 54-14
1988	Bill Wilhelm	18-2, 54-14-1
1989	Bill Wilhelm	13-5, 50-20
1990	Bill Wilhelm	14-6, 43-23
1991	Bill Wilhelm	18-3, 60-10
1992	Bill Wilhelm	19-5, 50-14
1993	Bill Wilhelm	11-11, 45-20
1994	Jack Leggett	20-4, 57-18
1995	Jack Leggett	20-4, 54-14
1996	Jack Leggett	17-7, 51-17
1997	Jack Leggett	13-10, 41-23
1998	Jack Leggett	14-9, 43-16
1999	Jack Leggett	13-10, 42-27
2000	Jack Leggett	17-7, 51-18
2001	Jack Leggett	17-7, 41-22
2002	Jack Leggett	16-8, 54-17
2003	Jack Leggett	15-9, 39-22
2004	Jack Leggett	14-10, 39-26
2005	Jack Leggett	21-9, 43-23
2006	Jack Leggett	24-6, 53-16
2007	Jack Leggett	18-12, 41-23
2008	Jack Leggett	11-18-1, 31-27-1
2009	Jack Leggett	19-11, 44-22
2010	Jack Leggett	18-12, 45-25
2011	Jack Leggett	17-13, 43-20
2012	Jack Leggett	16-14, 35-28
2013	Jack Leggett	18-12, 40-22

2014	Jack Leggett	15-14, 36-25
2015	Jack Leggett	16-13, 32-29
2016	Monte Lee	16-14, 44-20

DUKE

Year	Coach	ACC Overall
1889	No Coach	0-0-1
1890	No Coach	0-1-0
1891	No Coach	2-0
1896	No Coach	7-2
1897	No Coach	7-3
1898	No Coach	4-4-1
1899	No Coach	11-6
1900	No Coach	8-4
1901	Schock	6-5
1902	Otis Stockdale	12-8
1903	Otis Stockdale	9-5-1
1904	Otis Stockdale	14-3-2
1905	Otis Stockdale	14-6-1
1906	Otis Stockdale	8-7
1907	Otis Stockdale	19-8
1908	M.T. Adkins	17-3-1
1909	M.T. Adkins	18-7
1910	M.T. Adkins	16-10-3
1911	M.T. Adkins	16-9
1912	M.T. Adkins	11-13
1913	M.T. Adkins	16-14
1914	M.T. Adkins	10-11
1915	Claude West	8-9-1
1916	Claude West	6-17-2
1917	Heine Manush	4-6-1
1919	Lee Gooch	19-4-2
1920	Chick Doak	10-9
1921	Pat Egan	10-8-1
1922	H.G. Steiner	12-6
1923	Howard Jones	17-4
1924	Howard Jones	14-4
1925	W.T. Towe	9-9
1926	G.B. Whitted	7-12
1927	G.B. Whitted	8-10
1928	G.B. Whitted	13-7-1
1929	Jack Coombs	13-5
1930	Jack Coombs	17-5
1931	Jack Coombs	11-4
1932	Jack Coombs	15-7
1933	Jack Coombs	12-7
1934	Jack Coombs	20-4
1935	Jack Coombs	24-3
1936	Jack Coombs	18-7
1937	Jack Coombs	22-2
1938	Jack Coombs	18-3
1939	Jack Coombs	22-2
1940	Jack Coombs	16-7
1941	Jack Coombs	14-11
1942	Jack Coombs	14-6
1943	Jack Coombs	8-4
1944	Jack Coombs	9-7
1945	Jack Coombs	9-7
1946	Jack Coombs	15-8
1947	Jack Coombs	18-10
1948	Jack Coombs	15-12
1949	Jack Coombs	12-17-2
1950	Jack Coombs	11-18-1
1951	Jack Coombs	17-8



Annual Team Records

1952	Jack Coombs	31-7
1953	Ace Parker	22-10
1954	Ace Parker	5-9.....10-13
1955	Ace Parker	6-6.....10-11
1956	Ace Parker	12-3-1. 16-12-2
1957	Ace Parker	10-4.....19-8
1958	Ace Parker	7-5.....9-11
1959	Ace Parker	5-10.....9-16
1960	Ace Parker	9-4-1... 13-8-1
1961	Ace Parker	11-3.....16-11
1962	Ace Parker	6-8. 13-12-1
1963	Ace Parker	8-6.....15-10
1964	Ace Parker	0-12.....4-21
1965	Ace Parker	5-9.....8-17
1966	Jim Bly	4-9.....8-16
1967	Jim Bly	2-12.....9-20
1968	Tom Butters	7-13. 14-18-1
1969	Tom Butters	7-13. 14-18-1
1970	Tom Butters	10-11.....17-16
1971	E. Slaughter	4-10.....15-14
1972	E. Slaughter	3-7.....12-16
1973	E. Slaughter	2-10.....7-17
1974	E. Slaughter	3-8.....9-16
1975	E. Slaughter	2-10.....9-18
1976	E. Slaughter	1-11.....7-23
1977	E. Slaughter	1-7.....9-16
1978	Tom D'Armi	1-10.....12-21
1979	Tom D'Armi	1-11.....12-18
1980	Tom D'Armi	2-9.....17-11
1981	Tom D'Armi	6-6.....29-10
1982	Tom D'Armi	3-7. 16-13-1
1983	Tom D'Armi	1-8-1. 14-12-1
1984	Tom D'Armi	3-8.....25-13
1985	Larry Smith	5-8-1. 18-15-3
1986	Larry Smith	2-12.....25-17
1987	Larry Smith	3-14. 18-26-1
1988	Steve Traylor	3-16.....10-35
1989	Steve Traylor	2-14.....20-23
1990	Steve Traylor	4-15.....28-25
1991	Steve Traylor	6-15.....24-27
1992	Steve Traylor	12-12.....38-16
1993	Steve Traylor	11-13. 39-19-1
1994	Steve Traylor	16-8.....33-20
1995	Steve Traylor	4-20.....30-27
1996	Steve Traylor	9-14.....39-18
1997	Steve Traylor	9-14.....33-25
1998	Steve Traylor	8-15.....38-20
1999	Steve Traylor	4-18.....24-31
2000	Bill Hillier	5-19.....17-41
2001	Bill Hillier	10-13.....23-33
2002	Bill Hillier	4-20.....24-34
2003	Bill Hillier	2-21.....18-36
2004	Bill Hillier	8-16.....25-31
2005	Bill Hillier	5-25.....14-39
2006	Sean McNally	6-24.....15-40
2007	Sean McNally	8-22.....29-25
2008	Sean McNally	10-18-1. 37-18-1
2009	Sean McNally	15-15-0.....35-24
2010	Sean McNally	8-22-0.....29-27
2011	Sean McNally	7-23.....26-30
2012	Sean McNally	9-21.....21-34
2013	Chris Pollard	9-21.....26-29
2014	Chris Pollard	16-14.....33-25
2015	Chris Pollard	10-19.....31-22
2016	Chris Pollard	14-15.....33-24

FLORIDA STATE

Year	Coach	ACC Overall
1948	Charlie Armstrong	9-8
1949	Charlie Armstrong	11-8
1950	Charlie Armstrong	13-7
1951	Charlie Armstrong	16-6
1952	Ralph Matherly	17-4
1953	Ralph Matherly	13-10-1
1954	Ralph Matherly	13-8
1955	Danny Litwhiler	17-6
1956	Danny Litwhiler	25-7
1957	Danny Litwhiler	22-9
1958	Danny Litwhiler	20-7
1959	Danny Litwhiler	22-11
1960	Danny Litwhiler	13-9
1961	Danny Litwhiler	21-7
1962	Danny Litwhiler	23-14
1963	Danny Litwhiler	26-13
1964	Fred Hatfield	23-13
1965	Fred Hatfield	32-11-1
1966	Fred Hatfield	39-13
1967	Fred Hatfield	32-14
1968	Fred Hatfield	35-6
1969	Jack Stallings	38-13-1
1970	Jack Stallings	49-9-1
1971	Jack Stallings	41-16
1972	Jack Stallings	45-23
1973	Jack Stallings	38-21
1974	Jack Stallings	37-25
1975	Woody Woodward	49-10
1976	Woody Woodward	40-16
1977	Woody Woodward	37-13
1978	Woody Woodward	44-18
1979	Dick Howser	43-17-1
1980	Mike Martin	51-12
1981	Mike Martin	56-23
1982	Mike Martin	56-17-1
1983	Mike Martin	55-18-1
1984	Mike Martin	55-29
1985	Mike Martin	59-23
1986	Mike Martin	61-13
1987	Mike Martin	55-18
1988	Mike Martin	50-18-1
1989	Mike Martin	54-18
1990	Mike Martin	57-15
1991	Mike Martin	57-14
1992	Mike Martin	16-7.....49-21
1993	Mike Martin	14-9.....46-19
1994	Mike Martin	14-9.....53-22
1995	Mike Martin	16-7.....53-16
1996	Mike Martin	19-5.....52-17
1997	Mike Martin	18-6.....50-17
1998	Mike Martin	18-4.....53-20
1999	Mike Martin	22-2.....57-14
2000	Mike Martin	15-9.....53-19
2001	Mike Martin	20-4.....47-19
2002	Mike Martin	18-6.....60-14
2003	Mike Martin	19-5. 54-13-1
2004	Mike Martin	16-8.....45-23
2005	Mike Martin	19-11.....53-20
2006	Mike Martin	16-13.....44-21
2007	Mike Martin	21-6.....45-13
2008	Mike Martin	24-6.....54-14
2009	Mike Martin	19-9.....45-18

2010	Mike Martin	18-12.....48-20
2011	Mike Martin	19-11.....46-19
2012	Mike Martin	24-6.....50-17
2013	Mike Martin	20-10.....47-17
2014	Mike Martin	21-9.....43-17
2015	Mike Martin	17-13.....44-21
2016	Mike Martin	16-10.....41-22

GEORGIA TECH

Year	Coach	ACC Overall
1900	Todd	3-4
1901	Todd	9-5
1902	Sammy Strang	5-8
1903	Irving	9-9
1904	John Heisman	15-7
1905	John Heisman	13-4
1906	John Heisman	23-3
1907	John Heisman	10-5-1
1908	John Heisman	9-12
1909	John Heisman	13-8-1
1910	John Heisman	11-5-1
1911	John Heisman	7-6
1912	John Heisman	8-10
1913	John Heisman	9-8
1914	John Heisman	12-8
1915	John Heisman	7-8-2
1916	John Heisman	14-6
1917	John Heisman	12-7
1918	Joe Bean	10-7
1919	Joe Bean	9-9
1920	Joe Bean	16-2
1921	Kid Clay	18-4-1
1922	Kid Clay	14-9
1923	Kid Clay	16-2-2
1924	Kid Clay	9-14
1925	Kid Clay	14-7
1926	Kid Clay	21-4-1
1927	Kid Clay	18-10
1928	Kid Clay	15-6
1929	Kid Clay	6-14-1
1930	Kid Clay	8-16
1931	Kid Clay	8-13
1932	Bobby Dodd	4-11-2
1933	Bobby Dodd	4-10
1934	Bobby Dodd	10-10
1935	Bobby Dodd	7-6
1937	Bobby Dodd	4-7
1938	Bobby Dodd	7-10
1939	Bobby Dodd	7-10
1940	Roy Mundorf	5-10-1
1941	Roy Mundorf	10-8
1942	Roy Mundorf	8-10
1943	Roy Mundorf	3-8
1946	Joe Pittard	10-2
1947	Joe Pittard	7-6
1948	Joe Pittard	11-9
1949	Joe Pittard	10-14
1950	Joe Pittard	7-11
1951	Joe Pittard	11-12
1952	Joe Pittard	8-11-1
1953	Joe Pittard	8-13
1954	Joe Pittard	9-13-1
1955	Joe Pittard	15-9
1956	Joe Pittard	11-12

1957	Joe Pittard	18-8-1
1958	Joe Pittard	7-17
1959	Joe Pittard	17-9-2
1960	Joe Pittard	14-11
1961	Joe Pittard	6-16-2
1962	Jim Luck	8-16
1963	Jim Luck	9-18
1964	Jim Luck	9-15
1965	Jim Luck	20-8-2
1966	Jim Luck	14-16
1967	Jim Luck	21-11
1968	Jim Luck	21-13
1969	Jim Luck	16-12
1970	Jim Luck	17-7-1
1971	Jim Luck	31-6
1972	Jim Luck	21-10
1973	Jim Luck	20-6-2
1974	Jim Luck	20-17
1975	Jim Luck	12-17
1976	Jim Luck	12-22
1977	Jim Luck	18-12
1978	Jim Luck	14-15
1979	Jim Luck	15-16
1980	Jim Luck	3-10.....8-19
1981	Jim Luck	1-13.....14-24
1982	Jim Morris	6-8.....29-20
1983	Jim Morris	6-8.....38-15
1984	Jim Morris	5-7.....36-19
1985	Jim Morris	6-7. 42-19-1
1986	Jim Morris	10-4.....45-23
1987	Jim Morris	17-4.....51-14
1988	Jim Morris	12-8.....45-24
1989	Jim Morris	13-6.....38-26
1990	Jim Morris	9-9.....46-25
1991	Jim Morris	12-8.....42-26
1992	Jim Morris	14-9.....45-19
1993	Jim Morris	16-6.....47-14
1994	Danny Hall	16-8.....50-17
1995	Danny Hall	16-8.....38-22
1996	Danny Hall	13-11.....40-24
1997	Danny Hall	19-4.....46-15
1998	Danny Hall	14-9.....41-22
1999	Danny Hall	12-12.....38-20
2000	Danny Hall	18-6.....50-16
2001	Danny Hall	13-11.....41-20
2002	Danny Hall	14-9.....52-16
2003	Danny Hall	17-7.....44-18
2004	Danny Hall	18-5.....44-21
2005	Danny Hall	22-8.....45-19
2006	Danny Hall	19-11.....50-18
2007	Danny Hall	15-14.....32-25
2008	Danny Hall	16-14.....41-21
2009	Danny Hall	17-10. 38-19-1
2010	Danny Hall	21-9.....47-15
2011	Danny Hall	22-8.....42-21
2012	Danny Hall	12-18.....38-26
2013	Danny Hall	15-15.....37-27
2014	Danny Hall	14-16.....37-27
2015	Danny Hall	13-17.....32-23
2016	Danny Hall	13-16.....38-25

LOUISVILLE

Year	Coach	ACC Overall
1909	A.P. Hauss, Jr.	3-2



Annual Team Records

1910	J.B. Helm	3-2
1911	A.L. Bass	8-3
1912	A.L. Bass	n/a
1920	Tommy Kienzle	0-1
1921	Tommy Kienzle	6-2
1922	Tommy Kienzle	2-3-1
1924	Fred Enke	6-3
1925	Fred Enke	1-3
1926	Tom King	13-2
1927	Tom King	8-1
1928	Tom King	5-3
1929	Tom King	4-4-1
1930	No Results Available	n/a
1931	No Results Available	n/a
1932	No Results Available	n/a
1933	C.V. Red Money	7-1
1934	C.V. Red Money	6-3
1935	C.V. Red Money	0-7
1936	C.V. Red Money	5-4
1937	Dr. John Heldman, Jr.	8-3
1938	Dr. John Heldman, Jr.	11-1-1
1939	Dr. John Heldman, Jr.	11-1
1940	Dr. John Heldman, Jr.	9-2
1941	Dr. John Heldman, Jr.	6-4
1942	Dr. John Heldman, Jr.	5-4
1943	Jim Haubenrich	n/a
1945	Dr. John Heldman, Jr.	8-2
1946	Dr. John Heldman, Jr.	5-5
1947	Dr. John Heldman, Jr.	10-7
1948	Dr. John Heldman, Jr.	12-7
1949	Dr. John Heldman, Jr.	9-7
1950	Dr. John Heldman, Jr.	9-5
1951	Dr. John Heldman, Jr.	12-4
1952	Dr. John Heldman, Jr.	10-5-1
1953	Dr. John Heldman, Jr.	8-7
1954	Dr. John Heldman, Jr.	13-6
1955	Dr. John Heldman, Jr.	15-3
1956	Dr. John Heldman, Jr.	13-10
1957	Dr. John Heldman, Jr.	15-0
1958	Dr. John Heldman, Jr.	16-4-1
1959	Dr. John Heldman, Jr.	11-11
1960	Dr. John Heldman, Jr.	12-7-1
1961	Dr. John Heldman, Jr.	15-6
1962	Dr. John Heldman, Jr.	11-7
1963	Dr. John Heldman, Jr.	15-8
1964	Dr. John Heldman, Jr.	15-8
1965	Dr. John Heldman, Jr.	13-11
1966	Dr. John Heldman, Jr.	12-4
1967	Mario Cheppo	7-15
1968	Mario Cheppo	4-15
1969	Harold Adams	9-13
1970	Dale Orem	16-20-1
1971	Dale Orem	20-22
1972	Dale Orem	12-26
1973	Dale Orem	18-30
1974	Jim Zerilla	16-26
1975	Jim Zerilla	25-28
1976	Jim Zerilla	29-24
1977	Jim Zerilla	26-27
1978	Jim Zerilla	27-16
1979	Jim Zerilla	18-27-1
1980	John Boles	38-21
1981	John Boles	37-48
1982	Derek Mann	22-17
1983	Derek Mann	25-18

1984	Derek Mann	31-11
1985	John Mason	20-30
1986	John Mason	18-33
1987	John Mason	12-36
1988	John Mason	18-35
1989	John Mason	27-23
1990	John Mason	15-29-1
1991	Gene Baker	32-30
1992	Gene Baker	37-24
1993	Gene Baker	18-41
1994	Gene Baker	16-42
1995	Gene Baker	17-42
1996	Lelo Prado	18-36
1997	Lelo Prado	23-32
1998	Lelo Prado	31-24
1999	Lelo Prado	37-19
2000	Lelo Prado	17-37-1
2001	Lelo Prado	32-29
2002	Lelo Prado	39-18
2003	Lelo Prado	34-23
2004	Lelo Prado	26-30
2005	Lelo Prado	32-24
2006	Lelo Prado	31-29
2007	Dan McDonnell	47-24
2008	Dan McDonnell	41-21
2009	Dan McDonnell	47-18
2010	Dan McDonnell	50-14
2011	Dan McDonnell	32-29
2012	Dan McDonnell	41-22
2013	Dan McDonnell	51-14
2014	Dan McDonnell	50-17
2015	Dan McDonnell	25-5 47-18
2016	Dan McDonnell	22-8 50-14

MIAMI

Year	Coach	ACC Overall
1940	Jack Harding	1-4
1946	Eddie Dunn	2-7
1947	Eddie Dunn	11-2
1948	Eddie Dunn	9-10
1949	Eddie Dunn	14-8
1950	Eddie Dunn	8-7
1951	Eddie Dunn	12-7
1952	Eddie Dunn	6-12-1
1953	Eddie Dunn	10-9-1
1954	Eddie Dunn	10-11
1955	Perry Moss	15-7
1956	Jimmie Foxx	9-8
1957	Jimmie Foxx	11-12
1958	Whitey Campbell	16-11
1959	Jack Harding	15-10-1
1960	Whitey Campbell	19-7
1961	Whitey Campbell	17-9-3
1962	Whitey Campbell	17-9
1963	Ron Fraser	18-9
1964	Ron Fraser	20-9-1
1965	Ron Fraser	23-12-1
1966	Ron Fraser	19-18-1
1967	Ron Fraser	23-15-1
1968	Ron Fraser	27-11-1
1969	Ron Fraser	31-11
1970	Ron Fraser	28-15-1
1971	Ron Fraser	35-11
1972	Ron Fraser	32-17

1973	Ron Fraser	42-17
1974	Ron Fraser	51-11
1975	Ron Fraser	45-14
1976	Ron Fraser	41-15
1977	Ron Fraser	44-13
1978	Ron Fraser	50-12
1979	Ron Fraser	55-11
1980	Ron Fraser	59-12
1981	Ron Fraser	61-10
1982	Ron Fraser	55-17-1
1983	Ron Fraser	61-21
1984	Ron Fraser	48-28
1985	Ron Fraser	64-16
1986	Ron Fraser	50-17
1987	Ron Fraser	35-24-1
1988	Ron Fraser	52-14-1
1989	Ron Fraser	49-18
1990	Ron Fraser	52-13
1991	Ron Fraser	46-17
1992	Ron Fraser	55-10
1993	Brad Kelley	36-22
1994	Jim Morris	49-14
1995	Jim Morris	48-17
1996	Jim Morris	50-14
1997	Jim Morris	51-18
1998	Jim Morris	51-12
1999	Jim Morris	50-13
2000	Jim Morris	41-19-1
2001	Jim Morris	53-12
2002	Jim Morris	34-29
2003	Jim Morris	45-17-1
2004	Jim Morris	50-13
2005	Jim Morris	19-10-1 41-19-1
2006	Jim Morris	17-13 42-24
2007	Jim Morris	17-13 37-24
2008	Jim Morris	23-5 53-11
2009	Jim Morris	18-12 38-22
2010	Jim Morris	20-10 43-20
2011	Jim Morris	19-10 38-23
2012	Jim Morris	16-14 36-23
2013	Jim Morris	14-16 37-25
2014	Jim Morris	24-6 44-19
2015	Jim Morris	22-8 50-17
2016	Jim Morris	21-7 50-14

NORTH CAROLINA

Year	Coach	ACC Overall
1867	No Coach	1-0
1891	Perrin Busbee	1-2
1892	Perrin Busbee	4-1
1893	Perrin Busbee	4-3
1894	William Robertson	10-4
1895	Jesse Oldham	6-4
1896	Benjamin Stanley	10-1
1897	Benjamin Stanley	4-7-1
1898	William Reynolds	9-3-1
1899	William Reynolds	12-2
1900	Robert Lawson	9-1-1
1901	Ernest Graves	11-4-2
1902	Edward Ashenback	7-6
1903	John Curran	13-2-2
1904	John Donnelly	5-8
1905	Robert Lawson	12-6
1906	Robert Lawson	9-7-1

1907	Floyd Simmons	10-9-2
1908	Otis Stockdale	12-9
1909	Otis Stockdale	19-5
1910	Robert Lawson	17-9
1911	Charles Clancey	15-7
1912	Charles Clancey	11-7
1913	Coach Bowers	7-11
1914	Earl Mack	8-11-1
1915	Charles Doak	12-4
1916	Charles Doak	7-11
1917	Bunn Hearn	10-6
1918	Bunn Hearn	7-6
1919	William Lourcey	11-7-2
1920	William Lourcey	8-9-2
1921	Bill Fetzer	17-3-2
1922	Bill Fetzer	19-2
1923	Bill Fetzer	11-8-2
1924	Bill Fetzer	9-14
1925	Bill Fetzer	14-10
1926	Duke Duncan	9-16
1927	Jim Ashmore	14-8-1
1928	Jim Ashmore	13-9
1929	Jim Ashmore	16-6
1930	Jim Ashmore	13-12
1931	Jim Ashmore	16-4-2
1932	Bunn Hearn	11-8
1933	Bunn Hearn	15-7
1934	Bunn Hearn	21-2
1935	Bunn Hearn	8-14
1936	Bunn Hearn	6-10
1937	Bunn Hearn	12-9-1
1938	Bunn Hearn	14-6
1939	Bunn Hearn	11-7
1940	Bunn Hearn	17-6
1941	Bunn Hearn	15-6-1
1942	Bunn Hearn	17-5
1943	Bunn Hearn	13-4
1944	Bunn Hearn	9-12
1945	Bunn Hearn	13-11
1946	Bunn Hearn	15-13
1947	Walter Rabb	15-11-2
1948	Walter Rabb	21-9-1
1949	Walter Rabb	20-9-2
1950	Walter Rabb	16-18
1951	Walter Rabb	16-10
1952	Walter Rabb	18-10
1953	Walter Rabb	19-8
1954	Walter Rabb	7-8 14-11
1955	Walter Rabb	8-5 12-12
1956	Walter Rabb	9-4 12-10-1
1957	Walter Rabb	9-5 15-10
1958	Walter Rabb	11-4 19-8-1
1959	Walter Rabb	9-6 17-7
1960	Walter Rabb	11-3 22-7
1961	Walter Rabb	10-4 15-7
1962	Walter Rabb	4-10 8-14
1963	Walter Rabb	9-5 20-9
1964	Walter Rabb	14-0 24-7
1965	Walter Rabb	6-8 14-15
1966	Walter Rabb	12-2 21-13
1967	Walter Rabb	8-5 19-8-1
1968	Walter Rabb	12-6 21-12
1969	Walter Rabb	14-4 23-11
1970	Walter Rabb	7-13 12-20
1971	Walter Rabb	7-7 13-19



Annual Team Records

1972	Walter Rabb	10-5.....23-9
1973	Walter Rabb	5-7.....11-15
1974	Walter Rabb	9-3.....22-8-1
1975	Walter Rabb	4-7.....17-19
1976	Walter Rabb	8-4.....19-17
1977	Walter Rabb	6-6.....18-17
1978	Mike Roberts	9-3.....38-17
1979	Mike Roberts	7-5.....33-16-1
1980	Mike Roberts	11-1.....39-17
1981	Mike Roberts	6-7.....38-15
1982	Mike Roberts	7-5.....29-26
1983	Mike Roberts	10-2.....42-10
1984	Mike Roberts	12-2.....44-13
1985	Mike Roberts	9-4-1.....40-17-1
1986	Mike Roberts	7-7.....33-22
1987	Mike Roberts	13-7.....31-22
1988	Mike Roberts	10-11.....34-27
1989	Mike Roberts	15-4.....41-18-1
1990	Mike Roberts	17-4.....51-14
1991	Mike Roberts	10-10.....36-23
1992	Mike Roberts	8-16.....31-27
1993	Mike Roberts	13-10.....43-20
1994	Mike Roberts	10-13.....34-21
1995	Mike Roberts	14-10.....39-23
1996	Mike Roberts	11-13.....33-25
1997	Mike Roberts	6-18.....29-31
1998	Mike Roberts	13-10.....42-23
1999	Mike Fox	13-11.....41-18
2000	Mike Fox	12-12.....46-17
2001	Mike Fox	9-15.....31-26
2002	Mike Fox	17-7.....43-21
2003	Mike Fox	13-11.....42-23
2004	Mike Fox	14-10.....43-21
2005	Mike Fox	17-10-1.....41-19-1
2006	Mike Fox	22-8.....54-15
2007	Mike Fox	21-9.....57-16
2008	Mike Fox	22-7.....54-11
2009	Mike Fox	19-10.....48-18
2010	Mike Fox	14-16.....38-22
2011	Mike Fox	20-10.....51-16
2012	Mike Fox	22-8.....46-16
2013	Mike Fox	21-7.....59-12
2014	Mike Fox	15-15.....35-27
2015	Mike Fox	13-16.....34-24
2016	Mike Fox	13-17.....34-21

NC STATE

Year	Coach	ACC Overall
1903	Unknown	10-3
1904	C.D. Welch	10-12
1905	Unknown	10-5
1906	M.J. Kittredge	6-7
1907	Unknown	14-8
1908	Frank Thompson	21-4
1909	Frank Thompson	16-8-1
1910	Frank Thompson	15-1-3
1911	Frank Thompson	18-3
1912	Edward Greene	13-6-1
1913	Fred Anderson	6-0
1917	Harry Hartsell	5-8
1918	Harry Hartsell	11-5-1
1919	T.H. Stafford	12-11
1920	W. McKenzie Fetzer	14-6
1921	Harry Hartsell	10-10-2

1922	Harry Hartsell	13-7
1923	Harry Hartsell	13-7-1
1924	Chick Doak	18-4
1925	Chick Doak	14-4
1926	Chick Doak	7-13
1927	Chick Doak	2-10
1928	Chick Doak	12-6
1929	Chick Doak	9-9
1930	Chick Doak	8-10-1
1931	Chick Doak	11-8
1932	Chick Doak	6-7-2
1933	Chick Doak	9-4
1934	Chick Doak	9-11-1
1935	Chick Doak	10-9
1936	Chick Doak	11-8
1937	Chick Doak	7-12
1938	Chick Doak	7-8-2
1939	Chick Doak	5-8
1940	Doc Newton	3-9
1941	Doc Newton	3-10
1942	Doc Newton	6-9
1943	Doc Newton	3-10
1944	Doc Newton	1-12
1945	Beattie Feathers	7-6
1946	Vic Sorrell	11-4
1947	Vic Sorrell	9-13
1948	Vic Sorrell	8-13-1
1949	Vic Sorrell	8-12
1950	Vic Sorrell	16-9
1951	Vic Sorrell	10-10
1952	Vic Sorrell	15-10
1953	Vic Sorrell	11-9
1954	Vic Sorrell	8-6.....8-8
1955	Vic Sorrell	10-4.....13-4
1956	Vic Sorrell	11-4.....14-5-1
1957	Vic Sorrell	7-7.....8-10
1958	Vic Sorrell	6-7.....10-7
1959	Vic Sorrell	5-9.....8-12
1960	Vic Sorrell	9-5.....12-8
1961	Vic Sorrell	8-5.....13-5
1962	Vic Sorrell	8-6.....11-10
1963	Vic Sorrell	4-10.....9-10
1964	Vic Sorrell	4-9.....8-15
1965	Vic Sorrell	6-8.....10-10-1
1966	Vic Sorrell	7-7.....11-12-2
1967	Sam Esposito	6-7.....11-11
1968	Sam Esposito	13-4.....25-9
1969	Sam Esposito	9-9.....17-11
1970	Sam Esposito	13-8.....21-10
1971	Sam Esposito	9-5.....18-11-1
1972	Sam Esposito	7-8.....18-13
1973	Sam Esposito	9-3.....23-10-1
1974	Sam Esposito	7-5.....22-12
1975	Sam Esposito	10-2.....27-7
1976	Sam Esposito	6-6.....20-12
1977	Sam Esposito	5-5.....27-12
1978	Sam Esposito	5-7.....23-16
1979	Sam Esposito	3-9.....24-13
1980	Sam Esposito	7-6.....21-12
1981	Sam Esposito	10-4.....34-24
1982	Sam Esposito	7-7.....24-13
1983	Sam Esposito	9-4.....23-13-1
1984	Sam Esposito	9-3.....32-8
1985	Sam Esposito	8-5.....29-16
1986	Sam Esposito	11-2.....35-15

1987	Sam Esposito	12-8.....39-16
1988	Ray Tanner	13-6.....45-16
1989	Ray Tanner	10-10.....35-21-2
1990	Ray Tanner	14-7.....48-20
1991	Ray Tanner	11-10.....48-20
1992	Ray Tanner	15-9.....46-18
1993	Ray Tanner	15-7.....49-17
1994	Ray Tanner	13-11.....46-18-1
1995	Ray Tanner	12-12.....36-24
1996	Ray Tanner	13-11.....42-19
1997	Elliott Avent	15-8.....43-20
1998	Elliott Avent	12-9.....41-23
1999	Elliott Avent	11-13.....37-25
2000	Elliott Avent	10-14.....30-28
2001	Elliott Avent	9-15.....32-29
2002	Elliott Avent	7-17.....33-26
2003	Elliott Avent	15-9.....45-18
2004	Elliott Avent	11-12.....36-24
2005	Elliott Avent	17-13.....41-19
2006	Elliott Avent	16-13.....40-23
2007	Elliott Avent	16-14.....38-23
2008	Elliott Avent	18-11.....42-22
2009	Elliott Avent	10-20.....25-31
2010	Elliott Avent	15-15.....38-24
2011	Elliott Avent	15-15.....35-27
2012	Elliott Avent	19-11.....43-20
2013	Elliott Avent	19-10.....50-16
2014	Elliott Avent	13-17.....32-23
2015	Elliott Avent	15-14.....36-23
2016	Elliott Avent	15-13.....38-22

NOTRE DAME

Year	Coach	ACC Overall
1892	None	1-0
1894	None	1-2
1895	None	3-2
1896	None	2-3
1897	Frank Hering	4-2
1898	Frank Hering	6-2
1899	Frank Hering	7-3
1900	Stahl	15-2
1901	None	11-8
1902	None	16-4-1
1903	Robert Lynch	17-5
1904	None	12-5
1905	None	6-9
1906	Harry Arndt	20-5
1907	Lou Criger	21-2
1908	Harry Curtis	20-1
1909	Harry Curtis	13-5
1910	Ed Smith	19-3
1911	Albert Kelly	17-5
1912	Ed Smith	19-5
1913	Fred "Cy" Williams	14-3
1914	Jesse Harper	17-5
1915	Jesse Harper	14-6
1916	Jesse Harper	11-8
1917	Jesse Harper	10-4
1918	Jesse Harper	9-5
1919	Gus Dorais	10-4-1
1920	Gus Dorais	11-6
1921	Walter Halas	11-7-1
1922	Walter Halas	19-4
1923	Walter Halas	16-10

1924	George Keogan	16-7
1925	George Keogan	11-13
1926	George Keogan	13-13
1927	Tommy Mills	15-6
1928	Tommy Mills	23-8
1929	Tommy Mills	19-6-1
1930	George Keogan	12-7
1931	George Keogan	6-4
1932	George Keogan	5-6-1
1933	George Keogan	5-7-1
1934	Jake Kline	8-11
1935	Jake Kline	11-7
1936	Jake Kline	16-3
1937	Jake Kline	11-6
1938	Jake Kline	11-6
1939	Jake Kline	11-6
1940	Jake Kline	9-8
1941	Jake Kline	6-10-1
1942	Jake Kline	7-4
1943	Jake Kline	5-3
1944	Jake Kline	11-11
1945	Jake Kline	10-8-1
1946	Jake Kline	13-6
1947	Jake Kline	16-5
1948	Jake Kline	11-12
1949	Jake Kline	20-8
1950	Jake Kline	8-14
1951	Jake Kline	11-14
1952	Jake Kline	13-12
1953	Jake Kline	16-7-1
1954	Jake Kline	12-13
1955	Jake Kline	9-13
1956	Jake Kline	12-14
1957	Jake Kline	16-10
1958	Jake Kline	20-11
1959	Jake Kline	22-7
1960	Jake Kline	19-7
1961	Jake Kline	12-17
1962	Jake Kline	11-6
1963	Jake Kline	19-11
1964	Jake Kline	16-12-1
1965	Jake Kline	18-17
1966	Jake Kline	12-14
1967	Jake Kline	17-8-1
1968	Jake Kline	13-10
1969	Jake Kline	14-10
1970	Jake Kline	17-14
1971	Jake Kline	11-21
1972	Jake Kline	14-16
1973	Jake Kline	15-22
1974	Jake Kline	18-21
1975	Jake Kline	17-14
1976	Tom Kelly	16-24
1977	Tom Kelly	17-26
1978	Tom Kelly	12-25-1
1979	Tom Kelly	14-19
1980	Tom Kelly	29-8
1981	Larry Gallo	23-16-1
1982	Larry Gallo	28-15
1983	Larry Gallo	19-28
1984	Larry Gallo	24-24
1985	Larry Gallo	26-27-2
1986	Larry Gallo	22-28
1987	Larry Gallo	15-29
1988	Pat Murphy	39-22



Annual Team Records

1989	Pat Murphy	48-19-1
1990	Pat Murphy	46-12
1991	Pat Murphy	45-16
1992	Pat Murphy	48-15
1993	Pat Murphy	46-16
1994	Pat Murphy	46-16
1995	Paul Mainieri	40-21
1996	Paul Mainieri	44-18
1997	Paul Mainieri	41-19
1998	Paul Mainieri	41-17
1999	Paul Mainieri	43-18
2000	Paul Mainieri	46-18
2001	Paul Mainieri	49-13-1
2002	Paul Mainieri	50-18
2003	Paul Mainieri	45-18
2004	Paul Mainieri	51-12
2005	Paul Mainieri	38-24-1
2006	Paul Mainieri	45-17-1
2007	Dave Schrage	28-28
2008	Dave Schrage	33-21-1
2009	Dave Schrage	36-23
2010	Dave Schrage	22-32
2011	Mik Aoki	23-29-1
2012	Mik Aoki	31-27
2013	Mik Aoki	34-24
2014	Mik Aoki	9-21 22-31
2015	Mik Aoki	17-13 37-23
2016	Mik Aoki	11-17 27-27

PITT

Year	Coach	ACC Overall
1939	Ralph Mitterling	3-10
1940	Ralph Mitterling	2-10
1941	Ralph Mitterling	9-3
1942	Ralph Mitterling	4-8
1943	Ralph Mitterling	0-4
1944	Ralph Mitterling	0-7
1945	Ralph Mitterling	0-7
1946	Ralph Mitterling	4-4
1947	Ralph Mitterling	5-3
1948	Ralph Mitterling	3-8
1949	Ralph Mitterling	11-8
1950	Ralph Mitterling	10-6
1951	Ralph Mitterling	9-10
1952	Ralph Mitterling	7-5
1953	Ralph Mitterling	12-6-1
1954	Ralph Mitterling	10-7
1955	Bobby Lewis	8-12
1956	Bobby Lewis	4-11
1957	Bobby Lewis	11-10
1958	Bobby Lewis	11-6
1959	Bobby Lewis	14-4
1960	Bobby Lewis	7-12
1961	Bobby Lewis	4-9
1962	Bobby Lewis	11-6
1963	Bobby Lewis	14-3
1964	Bobby Lewis	7-13
1965	Bobby Lewis	17-4
1966	Bobby Lewis	8-10
1967	Bobby Lewis	13-3
1968	Bobby Lewis	16-9
1969	Bobby Lewis	7-6
1970	Bobby Lewis	14-7

1971	Bobby Lewis	18-8
1972	Bobby Lewis	9-7
1973	Bobby Lewis	10-3
1974	Bobby Lewis	5-8
1975	Bobby Lewis	7-4
1976	Bobby Lewis	6-10
1977	Bobby Lewis	10-9
1978	Bobby Lewis	11-17-1
1979	Bobby Lewis	14-6
1980	Bobby Lewis	14-13
1981	Bobby Lewis	25-8
1982	Bobby Lewis	11-19
1983	Bobby Lewis	15-11
1984	Bobby Lewis	13-8
1985	Bobby Lewis	16-18
1986	Bobby Lewis	10-22
1987	Bobby Lewis	13-18
1988	Bobby Lewis	9-20
1989	Bobby Lewis	6-25
1990	Bobby Lewis	8-23
1991	Mark Jackson	15-30
1992	Mark Jackson	25-22
1993	Mark Jackson	30-13
1994	Mark Jackson	31-16-1
1995	Mark Jackson	39-16
1996	Mark Jackson	24-20-2
1997	Mark Jackson	19-26
1998	Joe Jordano	12-27-1
1999	Joe Jordano	27-27
2000	Joe Jordano	31-24
2001	Joe Jordano	18-27
2002	Joe Jordano	36-16-1
2003	Joe Jordano	36-20
2004	Joe Jordano	38-18
2005	Joe Jordano	33-22
2006	Joe Jordano	23-29
2007	Joe Jordano	27-27
2008	Joe Jordano	19-34
2009	Joe Jordano	28-21
2010	Joe Jordano	38-18
2011	Joe Jordano	33-23
2012	Joe Jordano	28-28
2013	Joe Jordano	42-17
2014	Joe Jordano	11-19 22-30
2015	Joe Jordano	9-21 20-32
2016	Joe Jordano	10-18 25-26

VIRGINIA

Year	Coach	ACC Overall
1889	Unknown	7-0
1890	Unknown	4-8
1891	Unknown	16-5
1892	Unknown	9-8-1
1893	Unknown	10-5-1
1894	Unknown	10-6
1895	Unknown	10-7
1896	Unknown	7-10
1897	Unknown	8-5
1898	Unknown	15-8
1899	Unknown	13-6
1900	Unknown	9-6
1901	Unknown	12-8
1902	Unknown	13-7-1
1903	Unknown	15-6-1

1904	Unknown	16-9
1905	Unknown	17-7
1906	Unknown	18-10
1907	Unknown	16-6-1
1908	Unknown	12-11-1
1909	Unknown	19-7-1
1910	Charles Rigler	7-14-1
1911	Charles Rigler	11-9
1912	Charles Rigler	14-9-1
1913	Jack Ryan	12-8
1914	Jack Ryan	10-7
1915	Jack Ryan	14-6
1916	Jack Ryan	16-8-1
1917	James L. White	2-2
1918	H.H. Lannigan	7-4
1919	E.W. Smith	8-8-1
1920	James L. White	11-7-1
1921	W. Rice Warren	7-15
1922	Jack Ryan	8-14
1923	Earle Neale	11-12-1
1924	Earle Neale	15-10
1925	Earle Neale	13-10-1
1926	Earle Neale	11-10
1927	Earle Neale	13-7
1928	Earle Neale	9-11
1929	Earle Neale	8-13
1930	Roy Randall	2-12
1931	Gus Tebell	1-16
1932	Gus Tebell	12-4
1933	Gus Tebell	8-5
1934	Gus Tebell	10-7
1935	Gus Tebell	13-8-1
1936	Gus Tebell	11-8
1937	Gus Tebell	8-8-1
1938	Gus Tebell	13-12
1939	Gus Tebell	14-6
1940	Gus Tebell	18-4
1941	Gus Tebell	11-8
1942	Gus Tebell	7-10-1
1943	Gus Tebell	6-4
1944	A.A. Corcoran	6-5-1
1945	Gus Tebell	10-4
1946	Gus Tebell	11-7-1
1947	Gus Tebell	20-6
1948	Gus Tebell	14-5
1949	Gus Tebell	11-6-4
1950	Gus Tebell	17-6
1951	Gus Tebell	17-5
1952	Gus Tebell	9-12
1953	Gus Tebell	12-8
1954	Gus Tebell	7-13-1
1955	Gus Tebell	0-12 6-16
1956	Evan Male	6-7 10-13
1957	Evan Male	6-8 12-12
1958	Evan Male	4-9 5-15
1959	Evan Male	6-8 10-9
1960	Ted Davenport	3-11-1 3-15-2
1961	Ted Davenport	4-9 7-11
1962	James West	9-6 11-12
1963	James West	6-7 9-13
1964	James West	6-7 10-9
1965	James West	6-8 10-13-1
1966	James West	3-11 6-19
1967	James West	5-8 12-10
1968	James West	5-13 9-21

1969	James West	9-11 19-14
1970	James West	10-10 18-14-1
1971	James West	7-7 20-9
1972	James West	9-4 18-15
1973	James West	7-5 16-12-2
1974	James West	6-6 21-17
1975	James West	4-7 14-12
1976	James West	4-8 17-22
1977	James West	1-8-1 11-22-1
1978	James West	4-8 18-14
1979	James West	4-7 21-15
1980	James West	6-6 21-13-1
1981	Dennis Womack	8-5 28-20
1982	Dennis Womack	5-7 22-27
1983	Dennis Womack	4-6 12-25
1984	Dennis Womack	4-10 25-17
1985	Dennis Womack	9-4 38-16
1986	Dennis Womack	6-7 27-22
1987	Dennis Womack	5-12 18-30
1988	Dennis Womack	11-10 32-19-1
1989	Dennis Womack	7-11 25-24-1
1990	Dennis Womack	7-11 21-32-1
1991	Dennis Womack	10-11 28-27-2
1992	Dennis Womack	3-19 21-30
1993	Dennis Womack	7-15 21-30
1994	Dennis Womack	2-22 20-34
1995	Dennis Womack	8-15 26-29
1996	Dennis Womack	11-13 44-21
1997	Dennis Womack	10-13 32-22
1998	Dennis Womack	5-18 28-26-1
1999	Dennis Womack	8-15 21-35
2000	Dennis Womack	10-14 26-31-1
2001	Dennis Womack	9-15 25-31
2002	Dennis Womack	8-16 25-32
2003	Dennis Womack	11-12 29-25
2004	Brian O'Connor	18-6 44-15
2005	Brian O'Connor	14-14 41-20
2006	Brian O'Connor	21-9 47-15
2007	Brian O'Connor	19-9 45-16
2008	Brian O'Connor	15-15 39-23
2009	Brian O'Connor	16-11-1 49-15-1
2010	Brian O'Connor	23-7 51-14
2011	Brian O'Connor	22-8 56-12
2012	Brian O'Connor	18-12 39-19-1
2013	Brian O'Connor	22-8 50-12
2014	Brian O'Connor	22-8 53-16
2015	Brian O'Connor	15-15 44-24
2016	Brian O'Connor	19-11 38-22

VIRGINIA TECH

Year	Coach	ACC Overall
1892	Unknown	2-0
1893	Unknown	0-1
1895	J. McJames	3-2
1896	R.S. Wilkins	3-8
1897	Lipep	9-5
1898	Unknown	3-3
1900	Dr. A.B. Morrison	6-5
1901	Dr. A.B. Morrison	5-3
1902	Unknown	4-2
1903	Orth	8-4
1904	R.R. Brown	6-5
1905	Dr. Knox	6-5
1906	S.S. Eckerstone	5-3



Annual Team Records

1907	S.S. Eckerstone	5-8
1908	C.P. Miles	3-4-1
1909	R.M. Brown	11-6
1910	Branch Bocock	10-7
1911	Branch Bocock	13-7
1912	L.W. Reiss	9-9
1913	C.P. Miles	3-3
1914	Branch Bocock	15-4-1
1915	R.B. Prince	21-0
1916	W.G. Breintenstein	11-5
1917	W.G. Breintenstein	9-1
1918	Charles Bernier	8-4
1919	Charles Bernier	12-13
1920	Charles Bernier	16-6
1921	W.L. Younger	17-9-1
1922	W.L. Younger	7-10-2
1923	W.L. Younger	7-8
1924	George Kircher	10-6-1
1925	George Kircher	7-10-1
1926	George Kircher	13-6-1
1927	George Kircher	11-4
1928	George Kircher	4-7
1929	George Kircher	9-6
1930	George Kircher	13-2-1
1931	George Kircher	7-7-2
1932	George Kircher	5-7
1933	H.M. McEver	6-6
1934	H.M. McEver	6-11-1
1935	H.M. McEver	4-15
1936	H.M. McEver	8-8
1937	H.M. McEver	12-8
1938	H.M. McEver	4-10
1939	H.M. McEver	1-14
1940	G.F. Laird	7-5
1941	G.F. Laird	6-10
1942	G.F. Laird	10-5-1
1943	G.F. Laird	4-8
1944	H.M. McEver	9-4
1945	G.S. Proctor	10-4
1946	G.S. Proctor	8-11
1947	G.S. Proctor	11-6
1948	G.F. Laird	14-8-1
1949	G.F. Laird	10-11
1950	G.F. Laird	13-9
1951	G.F. Laird	8-11
1952	G.F. Laird	4-9
1953	G.F. Laird	6-7
1954	G.F. Laird	14-8
1955	G.F. Laird	13-8
1956	G.F. Laird	9-12
1957	G.F. Laird	9-12
1958	G.F. Laird	9-11-1
1959	G.F. Laird	12-7
1960	G.F. Laird	10-9
1961	G.F. Laird	9-15
1962	G.F. Laird	11-6
1963	G.F. Laird	14-7
1964	G.F. Laird	12-10
1965	G.F. Laird	10-13
1966	G.F. Laird	10-6
1967	G.F. Laird	14-10
1968	G.F. Laird	17-9-1
1969	G.F. Laird	27-7
1970	G.F. Laird	15-11
1971	G.F. Laird	16-10
1972	G.F. Laird	15-11
1973	G.F. Laird	15-10
1974	Bob Humphreys	15-15
1975	Bob Humphreys	26-10
1976	Bob Humphreys	33-9
1977	Bob Humphreys	34-9
1978	Bob Humphreys	27-17
1979	Chuck Hartman	28-14
1980	Chuck Hartman	30-18
1981	Chuck Hartman	48-9
1982	Chuck Hartman	50-9
1983	Chuck Hartman	34-14
1984	Chuck Hartman	41-17
1985	Chuck Hartman	50-16-1
1986	Chuck Hartman	38-21
1987	Chuck Hartman	32-16-1
1988	Chuck Hartman	40-20
1989	Chuck Hartman	35-22
1990	Chuck Hartman	36-22
1991	Chuck Hartman	24-30
1992	Chuck Hartman	34-17-1
1993	Chuck Hartman	34-15
1994	Chuck Hartman	32-26
1995	Chuck Hartman	34-24
1996	Chuck Hartman	35-24
1997	Chuck Hartman	34-28
1998	Chuck Hartman	28-22-2
1999	Chuck Hartman	42-17
2000	Chuck Hartman	34-25-2
2001	Chuck Hartman	29-28-1
2002	Chuck Hartman	33-26
2003	Chuck Hartman	34-23
2004	Chuck Hartman	29-27
2005	Chuck Hartman	7-19
2006	Chuck Hartman	4-25
2007	Pete Hughes	7-23
2008	Pete Hughes	9-21
2009	Pete Hughes	12-17
2010	Pete Hughes	16-14
2011	Pete Hughes	11-19
2012	Pete Hughes	11-19
2013	Pete Hughes	15-14
2014	Pat Mason	9-21
2015	Pat Mason	13-16
2016	Pat Mason	6-24
1928	John Caddell	10-7
1929	John Caddell	8-10
1930	John Caddell	11-10
1931	John Caddell	9-15-1
1932	John Caddell	11-7
1933	John Caddell	16-5
1934	John Caddell	11-10
1935	John Caddell	17-10
1936	John Caddell	13-10
1937	John Caddell	20-5
1938	John Caddell	12-6-2
1939	John Caddell	13-14-1
1940	Murray Greason	8-3
1941	Murray Greason	7-6
1942	Murray Greason	7-6
1946	Murray Greason	7-14
1947	Murray Greason	15-8-2
1948	Frank Novosele	16-7-1
1949	Lee Gooch	31-4
1950	Lee Gooch	31-6
1951	Taylor Sanford	16-7
1952	Taylor Sanford	13-12
1953	Taylor Sanford	15-5
1954	Taylor Sanford	8-7
1955	Taylor Sanford	11-3
1956	C. Teague	7-5-1
1957	Gene Hooks	9-5
1958	Gene Hooks	7-6
1959	Gene Hooks	9-6
1960	Jack Stallings	7-7
1961	Jack Stallings	9-5
1962	Jack Stallings	10-5
1963	Jack Stallings	11-3
1964	Jack Stallings	9-4
1965	Jack Stallings	7-7
1966	Jack Stallings	7-7
1967	Jack Stallings	4-8-1
1968	Jack Stallings	5-15-1
1969	Neil Johnston	9-11
1970	Neil Johnston	6-15
1971	Neil Johnston	2-12
1972	Beattie Feathers	3-11
1973	Beattie Feathers	6-9
1974	Beattie Feathers	0-12
1975	Beattie Feathers	3-9
1976	Marvin Crater	5-7
1977	Marvin Crater	7-5
1978	Marvin Crater	7-5
1979	Marvin Crater	9-3
1980	Marvin Crater	5-8
1981	Marvin Crater	3-9
1982	Marvin Crater	6-5
1983	Marvin Crater	5-6
1984	Marvin Crater	1-13
1985	Marvin Crater	1-12-1
1986	Marvin Crater	6-8
1987	Marvin Crater	4-13
1988	George Greer	7-12
1989	George Greer	9-10
1990	George Greer	10-10
1991	George Greer	10-10
1992	George Greer	11-13
1993	George Greer	9-13
1994	George Greer	10-14
1995	George Greer	13-11
1996	George Greer	7-16
1997	George Greer	10-13
1998	George Greer	13-10
1999	George Greer	16-7
2000	George Greer	14-10
2001	George Greer	16-8
2002	George Greer	17-6
2003	George Greer	8-15
2004	George Greer	4-20
2005	Rick Rembielak	12-18
2006	Rick Rembielak	16-13
2007	Rick Rembielak	14-16
2008	Rick Rembielak	13-16
2009	Rick Rembielak	6-24
2010	Tom Walter	8-22
2011	Tom Walter	15-15
2012	Tom Walter	13-17
2013	Tom Walter	9-20
2014	Tom Walter	15-15
2015	Tom Walter	12-18
2016	Tom Walter	13-17

WAKE FOREST

Year	Coach	ACC Overall
1891	Unknown	1-0-1
1892	Unknown	1-1
1894	Unknown	9-1
1899	Unknown	6-4
1916	Mig Billings	9-8-1
1917	Mig Billings	9-9
1918	E.T. MacDonnell	9-3
1919	I.E. Carlyle	10-4
1920	Bill Holding	12-6
1921	J.L. White, Jr.	15-5-3
1922	H.L. Langston	9-9
1923	Phil Utley	10-11
1924	Hank Garrity	13-7
1925	Hank Garrity	17-9
1926	John Caddell	19-7
1927	John Caddell	13-4



1954

First Team

- 1B Ernie Berliner.....Maryland
- 2B Jack Turney.....NC State
- 3B Wyman Morris.....Clemson
- SS John Yvars.....NC State
- UT Roy Coker.....Clemson
- OF Doug Kingsmore.....Clemson
- OF Al Spangler.....Duke
- OF Connie Gravitte.....North Carolina
- OF Chester Hanulak.....Maryland
- C Linwood Holt.....Wake Forest
- P Billy O'Dell.....Clemson
- P Jack Yvars.....NC State
- P Connie Hemphill.....Maryland

Second Team

- 1B Joe Mosier.....North Carolina
- 2B Dickie Harris.....Wake Forest
- 3B Ben Tatum.....Wake Forest
- SS Fred Dale.....North Carolina
- UT Eddie Miller.....Maryland
- OF Luther McKeel.....Wake Forest
- OF Bill Livengood.....Wake Forest
- OF Tom Baden.....Maryland
- OF Ed Rast.....South Carolina
- C Bobbie Morris.....Clemson
- P Lowell Davis.....Wake Forest
- P Joe Morgan.....North Carolina
- P Heyward Tunstall.....South Carolina

1955

First Team

- 1B Bill Peed.....NC State
- 2B Jack Turney.....NC State
- 3B Andy Cockrell.....Duke
- SS Dudley Whitley.....NC State
- UT Harry Lloyd.....North Carolina
- OF Connie Gravitte.....North Carolina
- OF Tommy Cole.....Wake Forest
- OF Bill Walker.....Maryland
- UT Luther McKeel.....Wake Forest
- C Linwood Holt.....Wake Forest
- P Lowell Davis.....Wake Forest
- P Harleigh Fatzinger.....Duke
- P Russell Duffy.....Maryland

Second Team

- 1B Eddie Berliner.....Maryland
- 2B Bill Barnes.....Wake Forest
- 3B Joe Barringer.....NC State
- SS Harold Moore.....Wake Forest
- UT Albert Long.....North Carolina
- OF Russell Casteen.....NC State
- OF Bill Barnett.....Clemson
- OF Jim Jarrett.....South Carolina
- UT Carl Brazell.....South Carolina
- C Jim O'Quinn.....Clemson
- P Tommy Hargrove.....NC State
- P Heyward Tunstall.....South Carolina
- P Jim Raugh.....North Carolina

1956

First Team

- 1B Bill Peed.....NC State
- 2B W.D. Fesperman.....Duke
- 3B Andy Cockrell.....Duke
- SS Dudley Whitley.....NC State
- UT Bill Barnes.....Wake Forest
- OF Carmen Santoli.....NC State
- OF George Miller.....Wake Forest

- OF Charles Arnold.....Virginia
- UT Frank McRae.....Wake Forest
- C Linwood Holt.....Wake Forest
- P Lowell Davis.....Wake Forest
- P Lou Dickman.....NC State

Second Team

- 1B Bob Hardy.....Virginia
- 2B Chuck Hartman.....North Carolina
- 3B Larry Jewell.....South Carolina
- SS Frank Ellerbe.....South Carolina
- UT Jack Bryant.....Wake Forest
- OF Bill Walker.....Maryland
- OF Howie Dare.....Maryland
- OF Luther McKeel.....Wake Forest
- UT Jim Jarrett.....South Carolina
- C Eddie West.....NC State
- P Jim Raugh.....North Carolina
- P John Cooley.....South Carolina

1957

First Team

- 1B Eddie Wyant.....NC State
- 2B Al Baker.....Wake Forest
- 3B Andy Cockrell.....Duke
- SS Lon Bonczek.....Duke
- UT Bill Barnes.....Wake Forest
- OF Pete Maynard.....Duke
- OF Dave Sime.....Duke
- OF Dick Hunter.....NC State
- UT Dick Hudson.....North Carolina
- C Bob Kennel.....NC State
- P Jim Raugh.....North Carolina
- P Dick Smallwood.....Duke

Second Team

- 1B Jack Phillips.....Wake Forest
- 2B Don Lewis.....North Carolina
- 3B Andy McDonald.....Maryland
- SS Larry Jewell.....South Carolina
- UT Howie Dare.....Maryland
- OF John Stokoe.....Wake Forest
- OF Don Hafer.....NC State
- OF Chuck Arnold.....Virginia
- UT Rex McMillan.....Wake Forest
- C Jim Legette.....North Carolina
- P Dick Burton.....Duke
- P Herb Busch.....Virginia

1958

First Team

- 1B Danny Casteen.....NC State
- 2B Carson Oldham.....North Carolina
- 3B Andy McDonald.....Maryland
- SS Al Baker.....Wake Forest
- UT Lon Bonczek.....Duke
- OF Rex McMillan.....Wake Forest
- OF Dick Hunter.....NC State
- OF Russell Casteen.....NC State
- UT Gerald Griffin.....North Carolina
- C Bob Kennel.....NC State
- P Wayne Young.....North Carolina
- P Harold Stowe.....Clemson

Second Team

- 1B Jack Phillips.....Wake Forest
- 2B Derris Bradshaw.....NC State
- 3B Alton Pons.....North Carolina
- SS Bud Spiers.....Clemson
- UT Ken Rosefield.....South Carolina
- OF Pete Maynard.....Duke
- OF Buster Ledford.....Wake Forest

- OF Bailey Hendley.....Clemson
- UT Buddy Nidiffer.....South Carolina
- C Steve Crihfield.....Duke
- P Ben Tench.....Wake Forest
- P Danny Casteen.....NC State

1959

First Team

- 1B Ken Rosefield.....South Carolina
- 2B Bobby Brown.....Wake Forest
- 3B Don Santo.....Maryland
- SS Frank Cooper.....Maryland
- UT Charlie Forte.....Wake Forest
- OF Jay Franklin.....Wake Forest
- OF Doug Hoffman.....Clemson
- OF Don Hafer.....NC State
- UT Pat Clarke.....Maryland
- C Reese Whitley.....Virginia
- P Dick Reitz.....Maryland
- P Bob Plemmons.....Wake Forest

Second Team

- 1B Fred DeBerry.....Clemson
- 2B Glen Sparrow.....NC State
- 3B Butch Allie.....Duke
- SS Harold Workman.....North Carolina
- UT Larry Bagwell.....Clemson
- OF John Burgwyn.....North Carolina
- OF Buster Ledford.....Wake Forest
- OF Bailey Hendley.....Clemson
- UT Pete Maynard.....Duke
- C Al Baldwin.....North Carolina
- P Harold Stowe.....Clemson
- P Wayne Young.....North Carolina

1960

First Team

- 1B Don Brown.....Maryland
- 2B Jimmy Cox.....NC State
- 3B Ferg Norton.....North Carolina
- SS Frank Cooper.....Maryland
- UT Butch Allie.....Duke
- OF Ty Cline.....Clemson
- OF Gerald Griffin.....North Carolina
- OF John Burgwyn.....North Carolina
- UT Bailey Hendley.....Clemson
- C Dave Lynn.....Clemson
- P Don Altman.....Duke
- P Wayne Young.....North Carolina

Second Team

- 1B Aubrey Currie.....Wake Forest
- 2B Bobby Brown.....Wake Forest
- 3B Charlie Forte.....Wake Forest
- SS Lynn Fader.....Duke
- UT Don Santo.....Maryland
- OF Jay Franklin.....Wake Forest
- OF Paul Wilner.....Wake Forest
- OF Bernie Latusick.....NC State
- OF Jerry Goodman.....Wake Forest
- C Phil Rogers.....Maryland
- P Joel Gibson.....NC State
- P Bob Plemmons.....Wake Forest

1961

First Team

- 1B Don Brown.....Maryland
- 2B Bill Timberlake.....Virginia
- 3B Ferg Norton.....North Carolina
- SS Lynn Fader.....Duke
- UT Vernon Strickland.....NC State
- OF Jim Mooring.....North Carolina

- OF Roger Coon.....Wake Forest
- OF Tom Brown.....Maryland
- UT Jay Franklin.....Wake Forest
- C Phil Rogers.....Maryland
- P Joel Gibson.....NC State
- P Bob Plemmons.....Wake Forest

Second Team

- 1B Len Delloio.....North Carolina
- 2B Gary Miller.....Duke
- 3B Vernon Strickland.....NC State
- SS Elmo Lam.....Clemson
- UT Paul Swing.....North Carolina
- OF Jerry Goodman.....Wake Forest
- OF Ronnie Davis.....Duke
- OF Rex McKinley.....Duke
- UT Charlie Williams.....South Carolina
- C Dave Lynn.....Clemson
- P Don Altman.....Duke
- P Nick Warren.....North Carolina

1962

First Team

- 1B Tom Brown.....Maryland
- 2B Paul Swing.....North Carolina
- 3B Lynn Fader.....Duke
- SS Wayne Edwards.....NC State
- UT Roger Coon.....Wake Forest
- OF Bill Scripture.....Wake Forest
- OF Johnny Jones.....Clemson
- OF Joey Taylor.....Clemson
- OF Jack McCathern.....South Carolina
- C Gene Harbeson.....Clemson
- P Bill Spencer.....Virginia
- P Bob Conner.....NC State

Second Team

- 1B Roger Coon.....Wake Forest
- 2B Pete Limburg.....Virginia
- 3B Vernon Strickland.....NC State
- SS Elmo Lam.....Clemson
- UT Dave Uible.....Duke
- OF Bob Rankin.....Duke
- OF Gerald Griffin.....Clemson
- OF Buddy Tilden.....North Carolina
- OF Heyward Hull.....North Carolina
- C George Farson.....Virginia
- P Jerry Vezendy.....Maryland
- P Pat McDowell.....Wake Forest

1963

First Team

- 1B Dave Uible.....Duke
- 2B Pete Ayoub.....Clemson
- 3B Dave Ellisor.....Clemson
- SS Elmo Lam.....Clemson
- OF Bill Scripture.....Wake Forest
- OF Johnny Jones.....Clemson
- OF Biff Bracy.....Duke
- OF Mike Bohonak.....Clemson
- OF Grayson Harmeyer.....Maryland
- C Wayne Martin.....Wake Forest
- P Stan Crisson.....Duke
- P Louis Howard.....Wake Forest

Second Team

- 1B Don Montgomery.....NC State
- 2B David Miller.....Wake Forest
- 3B Carl Gibson.....Virginia
- SS Walt Noell.....Wake Forest
- OF Larry Tate.....Virginia
- OF Sonny Odom.....Duke



OF Heyward Hull North Carolina
 C Gene Harbeson Clemson
 P Damon Vincent Clemson
 P John Klvac Maryland

1964

First Team

1B Jack McCathern South Carolina
 2B Hoke Greiner South Carolina
 3B Ben Marsella Clemson
 SS Jim Speight North Carolina
 OF Bill Scripture Wake Forest
 OF Ken Willard North Carolina
 OF Jim Pitt Maryland
 OF Mike Budd Wake Forest
 C Wayne Martin Wake Forest
 P Bill Haywood North Carolina
 P Louis Howard Wake Forest

Second Team

1B Buddy Nixon Clemson
 2B Dave Miller Wake Forest
 3B Joe Tonelli South Carolina
 SS Walt Noell Wake Forest
 OF Biff Bracy Duke
 OF John Pincavage Virginia
 OF Larry Clary NC State
 OF Sonny Odom Duke
 OF George Sutton Clemson
 C Dick Moseley South Carolina
 P Tommy Chapman Clemson
 P Jerry Vezendy Maryland

1965

First Team

1B Danny Talbott North Carolina
 2B Dick Prindle North Carolina
 3B Lawton Cowart Clemson
 SS Jack McCall Clemson
 OF Rusty Adkins Clemson
 OF Biff Bracy Duke
 OF Tommy Cole Wake Forest
 OF John Pineavage Virginia
 C Danny Scarpa South Carolina
 P Jerry Bark Maryland
 P Tommy Chapman Clemson

Second Team

1B Ronnie Lamb South Carolina
 2B Joe Tonelli South Carolina
 3B Bill Malloy Wake Forest
 SS Vic Sorrell NC State
 OF Gary Black North Carolina
 OF Mike Long Maryland
 OF Jerry Price NC State
 C Steve Sauve Maryland
 P Larry Gammon Virginia
 P Bill Dillman Wake Forest

1966

First Team

1B Danny Talbott North Carolina
 2B Rusty Adkins Clemson
 3B Lawton Cowart Clemson
 SS Jack McCall Clemson
 OF Tommy Cole Wake Forest
 OF Charlie Carr North Carolina
 OF George Sutton Clemson
 OF Don Kerns Maryland
 C Danny Scarpa South Carolina
 P Bobby Bryant South Carolina

P Dan Walker North Carolina

Second Team

1B Steve Wrenn Wake Forest
 2B Dick Warren Duke
 3B Tom Bichy Maryland
 SS Frank Partyka South Carolina
 OF Wendell Coleman NC State
 OF Larry Davis Duke
 OF Mike Long Maryland
 OF Al Mirando South Carolina
 C Eddie Barbary Clemson
 P Ned Turnbull Virginia
 P Charles Watson Clemson

1967

First Team

1B Steve Wrenn Wake Forest
 2B Rusty Adkins Clemson
 3B Frank Partyka South Carolina
 SS Gary Helms Clemson
 OF Mike Fair South Carolina
 OF Charlie Carr North Carolina
 OF John Hetrick Maryland
 C Danny Scarpa South Carolina
 P Garry Hill North Carolina
 P Tom Bradley Maryland

Second Team

1B Danny Talbott North Carolina
 2B Charlie Thomas North Carolina
 3B Danny Talbott North Carolina
 SS Dick Richards Maryland
 OF Randy Blanchard Duke
 OF George Kasmarek Maryland
 OF Jim Callison Wake Forest
 C Skip Hull North Carolina
 P Bill Parmer Clemson
 P Bobby Bryant South Carolina

1968

First Team

1B Bill Cash South Carolina
 2B Wallie Jones South Carolina
 3B Chris Cammack NC State
 SS Toy McCord South Carolina
 OF Jim Norris Maryland
 OF Charlie Carr North Carolina
 OF Steve Martin NC State
 C Skip Hull North Carolina
 P David Lemonds North Carolina
 P Tom Bradley Maryland

Second Team

1B Randy Blanchard Duke
 2B Dick Warren Duke
 3B Ron Lemonds North Carolina
 SS Randy Bray Clemson
 OF Tim Teer Duke
 OF Digit Laughridge Wake Forest
 OF Gene Hiser Maryland
 C Bob Simpson Maryland
 P Mike Herson Maryland
 P John Curtis Clemson

1969

First Team

1B Eddie Hill North Carolina
 2B Wallie Jones South Carolina
 3B Chris Cammack NC State
 SS Craig Robinson Wake Forest
 OF Jim Norris Maryland

OF Jim Callison Wake Forest
 OF Gene Hiser Maryland
 C Skip Hull North Carolina
 P Phil Corddry Maryland
 P Tom Buskey North Carolina

Second Team

1B Randy Blanchard Duke
 2B Charles Thomas North Carolina
 3B Don Russell Clemson
 SS Randy Bray Clemson
 SS Darrell Moody NC State
 OF Craig White Clemson
 OF Steve Bryant Virginia
 OF Digit Laughridge Wake Forest
 C Bob Simpson Maryland
 P Mike Caldwell NC State
 P Rusty Gerhardt Clemson

1970

First Team

1B Eddie Hill North Carolina
 2B Dave Sauve Maryland
 3B Chris Cammack NC State
 SS Craig Robinson Wake Forest
 OF Gene Hiser Maryland
 OF Tommy Smith NC State
 OF Steve Bryant Virginia
 C Mike Roberts North Carolina
 P Rusty Gerhardt Clemson
 P Mike Caldwell NC State

Second Team

1B Buddy Caldwell South Carolina
 2B Randy Bray Clemson
 3B John Posen Duke
 3B Jim Eschen Wake Forest
 SS Mike Cabbage Virginia
 OF Jim Norris Maryland
 OF Craig White Clemson
 OF Eddie Hill North Carolina
 C Eddie Holland Clemson
 P Steve Denison Duke
 P Eddie Hill North Carolina

1971

First Team

1B Jim Norris Maryland
 2B Dave Sauve Maryland
 3B Chris Cammack NC State
 SS Mike Cabbage Virginia
 OF Craig White Clemson
 OF Harry Martell Maryland
 OF John Severs Clemson
 C Mike Roberts North Carolina
 P Mike Caldwell NC State
 P Rusty Gerhardt Clemson

Second Team

1B Buddy Caldwell South Carolina
 2B Jim Eschen Wake Forest
 3B Buddy Elliott North Carolina
 SS Butch Anderson South Carolina
 OF Jack Gillis North Carolina
 OF Danny Baker NC State
 OF Steve Sroba Virginia
 C Sam Beale Virginia
 P Ed Kihm Virginia
 P Jim Chamberlain North Carolina

1972

First Team

1B Rick Richardson NC State
 2B Mike Baier Maryland
 3B Rich Eschen Wake Forest
 SS Bo Bochow Duke
 OF Calvin Weeks Clemson
 OF Robbin Marvin Virginia
 OF Mike Baxter NC State
 C Mike Roberts North Carolina
 P Bob Grossman Maryland
 P Rusty Gerhardt Clemson

Second Team

1B Dan Phelan Duke
 2B Ken Bagwell Clemson
 3B Vince Bateman Maryland
 SS Bobby Cuthrie North Carolina
 SS Tom Dawkins Wake Forest
 OF Dale Lydecker North Carolina
 OF Steve Sroba Virginia
 OF Smiley Sanders Clemson
 C Lin Hamilton Clemson
 P Jim Chamberlain North Carolina
 P Mike Merritt North Carolina

1973

First Team

1B Dan Zagorski NC State
 2B Richard Haynes Clemson
 3B Rich Eschen Wake Forest
 SS Dean Pallotta Virginia
 OF Craig White Clemson
 OF Smiley Sanders Clemson
 OF John Poff Duke
 C Lin Hamilton Clemson
 P Lindsay Graham Clemson
 P Mike Merritt North Carolina

Second Team

1B Jack Leachman North Carolina
 2B Jerry Mills NC State
 3B Ron Evans NC State
 SS Vince Bateman Maryland
 OF Dave Bratt Virginia
 OF Kevin Hicks Maryland
 OF Steve Sroba Virginia
 C Bill Glad NC State
 P Mike Dempsey NC State
 P Steve Cline Clemson

1974

First Team

1B Dan Zagorski NC State
 2B Bobby Cuthrie North Carolina
 3B Ron Evans NC State
 SS Dean Pallotta Virginia
 OF Smiley Sanders Clemson
 OF Dale Lydecker North Carolina
 OF Mike Pulaski Clemson
 C Lin Hamilton Clemson
 P Steve Cline Clemson
 P Mike Merritt North Carolina

Second Team

1B Mike DeSimone Maryland
 2B Richard Haynes Clemson
 3B Jonathan Williams Virginia
 SS Kent Juday NC State
 OF Kevin Hicks Maryland
 OF John Poff Duke
 OF Jerry Schellenberg Wake Forest



C Dan Bernstein..... Virginia
 P Harry Thomas..... Virginia
 P Bill Paschall..... North Carolina

1975

First Team

1B Bill Smodic..... NC State
 2B Bill Wingo..... Clemson
 3B Ron Evans..... NC State
 SS Kurt Seibert..... Clemson
 OF Denny Walling..... Clemson
 OF Peter Anderson..... Virginia
 OF Kevin Hicks..... Maryland
 C Chris Knepp..... North Carolina
 P Bob Ferris..... Maryland
 P Mike Dempsey..... NC State

Second Team

1B Mike DeSimone..... Maryland
 2B Steve Rackley..... North Carolina
 3B Pat Fitzsimmons..... Clemson
 SS Dean Pallotta..... Virginia
 OF Steve Tucker..... Clemson
 OF Robbie Cox..... Duke
 OF Dan Moore..... NC State
 C Frank Kolarek..... Maryland
 P Bill Paschall..... North Carolina
 P Mike Merritt..... North Carolina

1976

First Team

1B John Zeglinski..... Wake Forest
 2B Bobby Emerson..... Virginia
 2B Frank Thomas..... Maryland
 3B Tony Zentgraf..... Virginia
 SS Kurt Seibert..... Clemson
 OF Steve Tucker..... Clemson
 OF Steve Rackley..... North Carolina
 OF David Caldwell..... Clemson
 C Bill Foley..... Clemson
 P Bob Ferris..... Maryland
 P Chuck Porter..... Clemson
 DH Darrell Corradini..... Maryland

Second Team

1B Gary Fahrney..... Clemson
 3B Tom Crocker..... NC State
 SS Scott Christopher..... Maryland
 OF Dick Chappell..... NC State
 OF Early Jones..... North Carolina
 OF Kenny Baker..... Wake Forest
 C Stan Johnson..... Wake Forest
 P Ron Musselman..... Clemson
 P Bill Paschall..... North Carolina

1977

First Team

1B John Zeglinski..... Wake Forest
 2B Bill Wingo..... Clemson
 3B Randy Warrick..... North Carolina
 SS Robert Bonnette..... Clemson
 OF Kenny Baker..... Wake Forest
 OF Dick Chappell..... NC State
 OF Neil Simons..... Clemson
 OF David Caldwell..... Clemson
 C Bill Foley..... Clemson
 P Ron Musselman..... Clemson
 P John Skinner..... NC State
 DH Bob Niffenegger..... Maryland

Second Team

1B Duke Duncan..... Virginia

2B Chuck Harmon..... NC State
 3B Bill Owens..... Maryland
 SS Mark Harris..... Maryland
 OF Ken Gerrity..... Wake Forest
 OF Roy Dixon..... NC State
 OF Bill King..... Duke
 C Stan Johnson..... Wake Forest
 P Mark Jackman..... Maryland
 P Steve Norwood..... Virginia
 DH Jim Rouse..... North Carolina

1978

First Team

1B Duke Duncan..... Virginia
 2B Bob Hely..... Wake Forest
 3B Jim Atkinson..... North Carolina
 SS Robert Bonnette..... Clemson
 OF Roy Dixon..... NC State
 OF Neil Simons..... Clemson
 OF Larry Doby..... Duke
 C David Duff..... Virginia
 P Greg Norris..... North Carolina
 P Rich Spanton..... NC State
 DH Brick Smith..... Wake Forest

Second Team

1B Steve Nilsson..... Clemson
 2B Frank Thomas..... Maryland
 3B Pete Peltz..... Clemson
 SS Johnny Pacer..... Wake Forest
 OF Billy Weems..... Clemson
 OF Ken Gerrity..... Wake Forest
 OF Drew Schuett..... Virginia
 C Stan Johnson..... Wake Forest
 P Mike Brown..... Clemson
 P Steve Norwood..... Virginia
 DH Dave Moody..... NC State

1979

First Team

1B Brick Smith..... Wake Forest
 2B Roy Clark..... North Carolina
 3B Jim Atkinson..... North Carolina
 SS Robbie Allen..... Clemson
 OF Neil Simons..... Clemson
 OF Tony Masone..... Clemson
 OF Drew Schuett..... Virginia
 C Stan Johnson..... Wake Forest
 P Mike Sullivan..... Clemson
 P Paul Voight..... Virginia
 DH Chuckie Canady..... NC State

Second Team

1B John Isley..... NC State
 2B Bob Hely..... Wake Forest
 3B Robert Bonnette..... Clemson
 SS Don Ruett..... Duke
 OF Jeff Musser..... Virginia
 OF Rick White..... NC State
 OF Larry Doby Jr..... Duke
 C Chuckie Canady..... NC State
 P Bill Gallagher..... North Carolina
 P Pete Sinopoli..... Maryland
 DH Dave Buffamoyer..... Clemson

1980

First Team

1B Brick Smith..... Wake Forest
 2B Tim Teufel..... Clemson
 3B Scott Bradley..... North Carolina
 SS Mark Meleski..... Virginia
 OF Neil Simons..... Clemson

OF Neal Herrick..... Maryland
 OF Chuckie Canady..... NC State
 C Dwight Lowry..... North Carolina
 P Joe Plesac..... NC State
 P Mike Brown..... Clemson
 DH Lloyd Brewer..... North Carolina

Second Team

1B Tommy Thompson..... Georgia Tech
 2B Gary Newsom..... Georgia Tech
 3B Ray Tanner..... NC State
 SS Robbie Allen..... Clemson
 SS Don Pruet..... Duke
 OF Jeff Musser..... Virginia
 OF Jay West..... Virginia
 OF P.J. Gay..... North Carolina
 C Pat Sheehy..... NC State
 P Ricky Horton..... Virginia
 P Mike Ochal..... North Carolina
 DH Louie Meadows..... NC State

1981

First Team

1B Brick Smith..... Wake Forest
 2B Jeff Schaeffer..... Maryland
 3B Tim Gordon..... Maryland
 SS Mark Meleski..... Virginia
 OF Chuckie Canady..... NC State
 OF Bobby Brower..... Duke
 OF Jay West..... Virginia
 OF Mike Mahoney..... Clemson
 C Scott Bradley..... North Carolina
 P Todd Lamb..... Duke
 P Joe Plesac..... NC State
 DH Joe Reto..... North Carolina

Second Team

1B Joe Reto..... North Carolina
 2B Gary Newsom..... Georgia Tech
 3B Craig Roberson..... Clemson
 SS Chris Pittaro..... North Carolina
 OF Greg Schuler..... North Carolina
 OF Glenn Gallagher..... Clemson
 OF Drex Roberts..... North Carolina
 C Pat Sheehy..... NC State
 P Mark Ochal..... North Carolina
 P Don Plesac..... NC State
 DH Brick Smith..... Wake Forest

1982

First Team

1B Pete Kumiega..... North Carolina
 2B Gary Newsom..... Georgia Tech
 3B Rick Lockwood..... Georgia Tech
 SS Bill Merrifield..... Wake Forest
 OF Ken Sears..... NC State
 OF Tommy Gregg..... Wake Forest
 OF Bill Ruffner..... Wake Forest
 C Tom Decker..... Duke
 P Jimmy Key..... Clemson
 P Jeff Gilbert..... Clemson
 DH Jimmy Key..... Clemson

Second Team

1B Glenn Harris..... Virginia
 2B Steve Heon..... Virginia
 3B George Pritis..... Virginia
 SS Chris Pittaro..... North Carolina
 OF Tony Liarioni..... Maryland
 OF Greg Schuler..... North Carolina
 OF Louie Meadows..... NC State
 C Steve Van Dyke..... Clemson

C Tom Weider..... Maryland
 P Ken Fay..... Duke
 P Frank Warner..... Wake Forest
 DH Louie Meadows..... NC State

1983

First Team

1B Bob Paulling..... Clemson
 2B George Pritis..... Virginia
 3B Rick Lockwood..... Georgia Tech
 SS Bill Merrifield..... Wake Forest
 OF Tony Latham..... Virginia
 OF Tommy Gregg..... Wake Forest
 OF Chris Baird..... NC State
 C B.J. Surhoff..... North Carolina
 P Scott Bankhead..... North Carolina
 P Ken Echols..... Maryland
 DH Drex Roberts..... North Carolina

Second Team

1B Pete Kumiega..... North Carolina
 2B Frank Russ..... Clemson
 3B Jeff Hubbard..... North Carolina
 SS Walt Weiss..... North Carolina
 OF Ricky Hester..... Clemson
 OF Brooks Shumake..... Clemson
 OF Scott Jordan..... Georgia Tech
 C Tom Decker..... Duke
 P Ken Fay..... Duke
 P Stu Rogers..... Georgia Tech
 DH Jim McCollom..... Clemson

1984

First Team

1B Tracy Woodson..... NC State
 2B Doug Strange..... NC State
 3B Jeff Hubbard..... North Carolina
 SS Walt Weiss..... North Carolina
 OF Scott Jordan..... Georgia Tech
 OF Todd Wilkinson..... North Carolina
 OF Brooks Shumake..... Clemson
 C B.J. Surhoff..... North Carolina
 P Scott Bankhead..... North Carolina
 P Mike Pesavento..... NC State
 DH Jim McCollom..... Clemson

Second Team

1B Bob Paulling..... Clemson
 2B Ron Bianco..... Duke
 3B Andrew Fava..... NC State
 SS Scott Powers..... Clemson
 OF Chris Morgan..... Georgia Tech
 OF Mark Militello..... Duke
 OF Marty Freeman..... Maryland
 C Tom Weider..... Maryland
 P Roger Williams..... North Carolina
 P Mike Romanovsky..... Maryland
 DH B.J. Surhoff..... North Carolina

1985

First Team

1B Jim McCollom..... Clemson
 2B Doug Strange..... NC State
 3B Walt McConnell..... Georgia Tech
 SS Walt Weiss..... North Carolina
 OF Scott Jordan..... Georgia Tech
 OF Tommy Gregg..... Wake Forest
 OF Scott Johnson..... North Carolina
 C B.J. Surhoff..... North Carolina
 P Roger Williams..... North Carolina
 P Tim Burcham..... Virginia
 DH Micky Billmeyer..... NC State



Second Team

1B Jeff Booker Virginia
 2B Jamie Sims Georgia Tech
 3B Andrew Fava NC State
 SS Bill Narleski Virginia
 OF Pete Geist Georgia Tech
 OF Steve Newbern Georgia Tech
 OF Bryan Davenport Maryland
 C Bert Heffernan NC State
 P Erik Hanson Wake Forest
 P Paul Grossman NC State
 DH John Jay Clemson

1986

First Team

1B Chuck Baldwin Clemson
 2B Greg Briley NC State
 3B John Morabito Wake Forest
 SS Bill Narleski Virginia
 OF Andrew Fava NC State
 OF Randy Mazey Clemson
 OF Scott Johnson North Carolina
 C Jim McNamara NC State
 P Jeff Hartsock NC State
 P Bob Dement Virginia
 DH Turtle Zaub NC State

Second Team

1B Jeff Distasio Georgia Tech
 2B Keith Kowalski Virginia
 3B Steve Baucom Clemson
 SS Alex Wallace NC State
 OF Mike Wilcox Wake Forest
 OF Devy Bell North Carolina
 OF Wade Perry Wake Forest
 C Bert Heffernan Clemson
 P Kevin Brown Georgia Tech

1987

First Team

1B Turtle Zaub NC State
 2B Ty Griffin Georgia Tech
 3B Steve Baucom Clemson
 SS Bill Spiers Clemson
 OF Riccardo Ingram Georgia Tech
 OF K.G. White Georgia Tech
 OF Randy Mazey Clemson
 C Bert Heffernan Clemson
 P Jeff Hartsock NC State
 P Jim Poole Georgia Tech
 DH Scott Patterson Maryland

Second Team

1B Billy Parham Georgia Tech
 2B Henry Threadgill Clemson
 3B Bryn Kosco NC State
 SS Bill Narleski Virginia
 OF Mike Fowler Georgia Tech
 OF Brian Bark NC State
 OF John Morabito Wake Forest
 C Anthony Maisano Wake Forest
 P Roger Kinard Georgia Tech

1988

First Team

1B Turtle Zaub NC State
 2B Ty Griffin Georgia Tech
 3B Bryn Kosco NC State
 SS Rusty Charpia Clemson
 OF Billy Masse Wake Forest
 OF K.G. White Georgia Tech

OF Brian Bark NC State
 C Bert Heffernan Clemson
 P Brian Barnes Clemson
 P Jim Poole Georgia Tech
 DH Dell Ahalt NC State

Second Team

1B Mike Milchin Clemson
 2B Henry Threadgill Clemson
 3B Jerry Brooks Clemson
 SS Ron Maurer North Carolina
 OF Randy Mazey Clemson
 OF Mark Withers NC State
 OF Pat McGuire Georgia Tech
 OF Kevin McDonald Virginia
 C Jesse Levis North Carolina
 P Jeff Hartsock NC State
 P Joe Wise Georgia Tech
 DH Mike Couture Clemson

1989

First Team

1B Steve Shepard NC State
 2B Henry Threadgill Clemson
 3B Andy Bruce Georgia Tech
 SS Brian Shabosky Wake Forest
 OF Brian Bark NC State
 OF Chris Kughn Virginia
 OF Jake Austin Wake Forest
 C Jesse Levis North Carolina
 P Brian Barnes Clemson
 P Frank Humber Wake Forest
 DH Anthony Maisano Georgia Tech

Second Team

1B Mike Milchin Clemson
 2B Gary Shingledecker NC State
 3B Jim Crowley Clemson
 SS Ron Maurer North Carolina
 OF Warren Sawkiw Wake Forest
 OF Brian Kowitz Clemson
 OF Marty Durkin Georgia Tech
 C Mike Couture Clemson
 P John Thoden North Carolina
 P Mike Hostetler Georgia Tech

1990

First Team

1B Steve Estroff North Carolina
 2B Bobby Rivell Virginia
 3B Andy Bruce Georgia Tech
 SS Ron Maurer North Carolina
 OF Warren Sawkiw Wake Forest
 OF Brian Kowitz Clemson
 OF Darren Bragg Georgia Tech
 C Kevin O'Sullivan Virginia
 P Mike Hostetler Georgia Tech
 P Paul Shuey North Carolina
 DH Anthony Maisano Georgia Tech
 UT Brian Bark NC State

Second Team

1B Mike Lindner Virginia
 2B Dave Arendas North Carolina
 3B Jim Crowley Clemson
 SS Tim Rigsby Clemson
 OF Jake Austin Wake Forest
 OF Jeff Pierce NC State
 OF Steve Cunha Virginia
 C Jon Anderson Georgia Tech
 P Jim Dougherty North Carolina
 P Brad Woodall North Carolina

DH Joe DeBerry Clemson
 UT Eric Macrina Clemson

1991

First Team

1B Eric Macrina Clemson
 2B Jim Crowley Clemson
 3B Andy Bruce Georgia Tech
 SS Todd Stefan Clemson
 OF Darren Bragg Georgia Tech
 OF Billy McMillon Clemson
 OF Jake Austin Wake Forest
 C Kevin O'Sullivan Virginia
 P Jason Angel Clemson
 P Buddy Jenkins Wake Forest
 DH David Norman Duke
 UT Brad Woodall North Carolina

Second Team

1B Chris Smoot Maryland
 2B Chris Long NC State
 2B Quinton McCracken Duke
 3B Chris Kowalcik Wake Forest
 SS Scott Snead NC State
 SS Danny Martz Wake Forest
 OF Michael Spiers Clemson
 OF Kevin Northrup Clemson
 OF Jeff Pierce NC State
 C Jason Varitek Georgia Tech
 P Matt Donahue NC State
 P Todd Ruyak Virginia
 DH Scott Olson Maryland
 UT Kevin Stock Virginia

1992

First Team

1B Chris Smoot Maryland
 2B Quinton McCracken Duke
 3B Chris Kowalcik Wake Forest
 SS Sean Drinkwater NC State
 OF Derek Hacopian Maryland
 OF Kevin Northrup Clemson
 OF Jake Austin Wake Forest
 C Jason Varitek Georgia Tech
 P Matt Donahue NC State
 P Jamie Wolkosky NC State
 DH Vinnie Hughes NC State
 UT Chris Roberts Florida State

Second Team

1B Michael Wolff Georgia Tech
 2B Carlton Fleming Georgia Tech
 3B Paul Borawski NC State
 SS Ted Corbin Clemson
 OF Keith Williams Clemson
 OF Pat Clougherty NC State
 OF Ty Mueller Florida State
 C Greg Almond NC State
 P Roger Bailey Florida State
 P Tim Davis Florida State
 DH Brian Alyea Georgia Tech
 UT Ryan Jackson Duke

1993

First Team

1B Scott Pinoni Duke
 2B Tom Crowley Virginia
 3B Tim Tracey NC State
 SS Nomar Garciaparra Georgia Tech
 OF Billy McMillon Clemson
 OF Keith Williams Clemson
 OF Pat Clougherty NC State

C Jason Varitek Georgia Tech
 P Brad Rigby Georgia Tech
 P Brett Binkley Georgia Tech
 DH Cookie Massey North Carolina
 UT Ryan Jackson Duke

Second Team

1B Andy Barkett NC State
 2B Jeff Morris Clemson
 3B Brandon Hensley Georgia Tech
 SS Keith Grunewald North Carolina
 OF Jay Payton Georgia Tech
 OF Brad Pryce Wake Forest
 OF Chad Holbrook North Carolina
 C Greg Almond NC State
 P Paul Wilson Florida State
 P Thad Chrismon North Carolina
 DH Mike Schmitz Florida State
 UT Bret Wagner Wake Forest

1994

First Team

1B Scott Pinoni Duke
 2B Mickey Lopez Florida State
 3B Mike Hampton Clemson
 SS Nomar Garciaparra Georgia Tech
 OF Shane Monahan Clemson
 OF Brian Buchanan Virginia
 OF Jay Payton Georgia Tech
 C Jason Varitek Georgia Tech
 P Paul Wilson Florida State
 P Thad Chrismon North Carolina
 DH Cookie Massey North Carolina
 UT Ryan Jackson Duke

Second Team

1B Doug Mientkiewicz Florida State
 2B Tom Sergio NC State
 3B Sean McNally Duke
 SS Link Jarrett Florida State
 OF Pat Clougherty NC State
 OF Larry Edens NC State
 OF Mark Wells NC State
 C Manny DaSilva North Carolina
 C Mike Martin Florida State
 P Jonathan Johnson Florida State
 P Scott Winchester Clemson
 DH Bret Wagner Wake Forest
 UT Bret Wagner Wake Forest

1995

First Team

1B David Miller Clemson
 2B Tom Sergio NC State
 3B Brandon Hensley Georgia Tech
 SS Mark Melitto Wake Forest
 OF Shane Monahan Clemson
 OF Ryan Ritter Georgia Tech
 OF Tony Ellison NC State
 C Tucker Barr Georgia Tech
 P Jonathan Johnson Florida State
 P Jason Dawsey Clemson
 R Scott Winchester Clemson
 DH Dave Lardieri Wake Forest
 UT Matt Saier Georgia Tech

Second Team

1B Doug Mientkiewicz Florida State
 2B Mickey Lopez Florida State
 3B Paul Galloway Clemson
 OF Randy Hodges Florida State
 OF Luis Duarte Duke



ALL-ACC

OF Jake Weber NC State
 C Kyle Wagner Wake Forest
 C Rob Lasater NC State
 P David Yocum Florida State
 P Phil Olson Florida State
 P Thad Chrismon North Carolina
 DH J.J. Thomas Georgia Tech
 UT Justin Counts Virginia

1996

First Team

1B Michael Stoner North Carolina
 2B Scott Zech Florida State
 3B Michael Sorrow Georgia Tech
 SS Brooks Badeaux Florida State
 OF J.D. Drew Florida State
 OF Jeremy Morris Florida State
 OF Mark Fischer Georgia Tech
 C Matthew LeCroy Clemson
 P Kris Benson Clemson
 P David Darwin Duke
 DH Mandy Jacomino NC State
 UT Mike King Duke

Second Team

1B Scott Byers Georgia Tech
 2B Adam Leggett Georgia Tech
 3B Paul Galloway Clemson
 SS Adam Robinson Virginia
 OF J.J. Thomas Georgia Tech
 OF Gary Burnham Clemson
 OF Jake Weber NC State
 C Tucker Barr Georgia Tech
 P Chuck Howell Florida State
 P Corey Richardson North Carolina
 DH Dave Lardieri Wake Forest
 UT John Marciano Maryland

1997

First Team

1B J.J. Thomas Georgia Tech
 2B Tom Sergio NC State
 3B Jeff Becker Duke
 SS Brian Roberts North Carolina
 OF J.D. Drew Florida State
 OF Jeremy Morris Florida State
 OF Jake Weber NC State
 C Matthew LeCroy Clemson
 P Randy Choate Florida State
 P Ryan Mottl Clemson
 P Kris Wilson Georgia Tech
 P Clay Eason NC State
 DH Dave Lardieri Wake Forest
 UT Vaughn Schill Duke

Second Team

1B Jason Emblar Clemson
 2B Scott Zech Florida State
 3B Geoff Sprague Florida State
 SS Adam Robinson Virginia
 OF Gary Burnham Clemson
 OF Chris Combs NC State
 OF Mark Fischer Georgia Tech
 C Brad Piercy NC State
 P Mike Bynum North Carolina
 P David Elder Georgia Tech
 P Mike MacDougal Wake Forest
 P Zach Diaz Florida State
 DH Scott Lawler NC State
 UT Rodney Nye North Carolina

1998

First Team

1B Jon Palmieri Wake Forest
 2B Kurt Bultmann Clemson
 3B Jeff Becker Duke
 SS Brian Roberts North Carolina
 OF Jake Weber NC State
 OF Matt Padgett Clemson
 OF Brian Cox Florida State
 OF Jarrett Shearin North Carolina
 C Jeremy Salazar Florida State
 P John Hendricks Wake Forest
 P Stephen Cowie Duke
 P Chuck Crowder Georgia Tech
 P Scott Clackum Clemson
 DH Ed Conrey Duke
 UT Vaughn Schill Duke

Second Team

1B Jason Harris Clemson
 2B Brian Ward NC State
 3B Heath Honeycutt Georgia Tech
 SS Jay Hood Georgia Tech
 OF Patrick Boyd Clemson
 OF Michael Fletcher Duke
 OF Matt Diaz Florida State
 C Brad Piercy NC State
 P Ryan Mottl Clemson
 P Jon McDonald Florida State
 P L.J. Yankosky Georgia Tech
 P Jase Wrigley Georgia Tech
 DH Chris LaMarsh North Carolina
 UT Scott Prather Georgia Tech

1999

First Team

1B Jon Palmieri Wake Forest
 2B Marshall McDougall Florida State
 3B Mark Teixeira Georgia Tech
 SS Vaughn Schill Duke
 OF Matt Diaz Florida State
 OF Patrick Boyd Clemson
 OF Terell Godwin North Carolina
 C Dan Moylan North Carolina
 P Chris Chavez Florida State
 P Mike MacDougal Wake Forest
 P Nick Stocks Florida State
 P Chuck Crowder Georgia Tech
 DH Danny Borrell Wake Forest
 UT Matt Postell NC State

Second Team

1B Jason Harris Clemson
 2B Brian Ward NC State
 3B Kevin Cash Florida State
 SS Casey Trout Maryland
 OF Jarrett Shearin North Carolina
 OF Jason Basil Georgia Tech
 OF Scott Daeley Wake Forest
 C Eric McQueen Georgia Tech
 P Stephen Cowie Duke
 P Jon McDonald Florida State
 P Mike Pardis Clemson
 P Derrick DePriest North Carolina
 DH Chris LaMarsh North Carolina
 UT Jon Benick Virginia

2000

First Team

1B Jon Benick Virginia
 2B Richard Lewis Georgia Tech

3B Mark Teixeira Georgia Tech
 SS Chase Voshell Wake Forest
 OF Jason Basil Georgia Tech
 OF Chris Smith Florida State
 OF Brian Wright NC State
 C Bryan Prince Georgia Tech
 UT Marshall McDougall Florida State
 DH John-Ford Griffin Florida State
 SP Scott Siemon Wake Forest
 SP Cory Vance Georgia Tech
 SP Mike Ziegler Florida State
 RP Derrick DePriest North Carolina

Second Team

1B Ryan Barthelemy Florida State
 2B Robbie Marvin Virginia
 3B Khalil Greene Clemson
 SS Tim LaVigne Virginia
 OF Adam Greenberg North Carolina
 OF Cory Sullivan Wake Forest
 OF Tyrell Godwin North Carolina
 C Dan Conway Wake Forest
 UT Ryan Earey North Carolina
 DH Craig Munroe Maryland
 SP Jarrod Schmidt Clemson
 SP Eric Schmitt Wake Forest
 SP Ryan Snare North Carolina
 RP Nick Glaser Clemson

2001

First Team

1B Ryan Barthelemy Florida State
 2B Russ Adams North Carolina
 3B Jeff Baker Clemson
 SS Khalil Greene Clemson
 C Bryan Prince Georgia Tech
 OF John-Ford Griffin Florida State
 OF Cory Sullivan Wake Forest
 OF Brian Wright NC State
 DH Jarrod Schmidt Clemson
 UT Dan Street Virginia
 SP Brandon Creswell Virginia
 SP Steve Reba Clemson
 SP Blair Varnes Florida State
 RP Dave Bush Wake Forest

Second Team

1B Jamie D'Antona Wake Forest
 2B Ryan Riley Clemson
 3B Corey Slavik Wake Forest
 SS Richard Lewis Georgia Tech
 C Jason Aquilante Wake Forest
 OF Jason Basil Georgia Tech
 OF Karl Jernigan Florida State
 OF Casey Stone Clemson
 DH Carlos Brackley Wake Forest
 UT Jason Howell North Carolina
 SP Steve Kelly Georgia Tech
 SP Matt Lynch Florida State
 SP Cory Sullivan Wake Forest
 RP Justin Lord Florida State

2002

First Team

1B Michael Johnson Clemson
 2B Eric Patterson Georgia Tech
 3B Ryan Barthelemy Florida State
 SS Khalil Greene Clemson
 C Tony Richie Florida State
 OF Adam Bourassa Wake Forest
 OF Adam Greenberg North Carolina

OF Brian Wright NC State
 DH Ryan Johnson Wake Forest
 UT Chris Maples North Carolina
 SP Matt Lynch Florida State
 SP Steve Reba Clemson
 SP Kyle Sleeth Wake Forest
 RP Dave Bush Wake Forest

Second Team

1B Jerrod Brown Florida State
 2B Nick Blue Wake Forest
 3B Jeff Baker Clemson
 SS Stephen Drew Florida State
 C Tyler Parker Georgia Tech
 OF Tony McQuade Florida State
 OF Matt Murton Georgia Tech
 OF Nick Rogers Florida State
 DH Dan Street Virginia
 UT Russell Triplett Clemson
 SP Kyle Baker Georgia Tech
 SP Matt Henrie Clemson
 SP Jeff Kamrath Virginia
 RP Jeff Watchko Georgia Tech

2003

First Team

1B Michael Johnson Clemson
 2B Eric Patterson Georgia Tech
 3B Jamie D'Antona Wake Forest
 SS Stephen Drew Florida State
 C Colt Morton NC State
 OF Adam Bourassa Wake Forest
 OF Jeremy Cleveland North Carolina
 OF Tony McQuade Florida State
 UT Joe Koshansky Virginia
 UT Micah Owings Georgia Tech
 P Joey Devine NC State
 P Trent Peterson Florida State
 P Kyle Sleeth Wake Forest
 P Vern Sterry NC State

Second Team

1B Jerrod Brown Florida State
 2B David Slevin Clemson
 3B Brad McCann Clemson
 SS Russell Triplett Clemson
 C Tony Richie Florida State
 OF Sean Farrell North Carolina
 OF Joe Gaetti NC State
 OF Ryan Johnson Wake Forest
 OF Matt Murton Georgia Tech
 UT Ryan Blake North Carolina
 UT Chad Prosser North Carolina
 P Kyle Bakker Georgia Tech
 P Daniel Davidson Florida State
 P Daniel Hodges Florida State
 P Matt Lynch Florida State
 P Mike Rogers NC State
 P Steve Schmolz Maryland

2004

First Team

C Chris Iannetta North Carolina
 1B Kevin Hart Maryland
 2B Eric Patterson Georgia Tech
 3B Ryan Zimmerman Virginia
 SS Stephen Drew Florida State
 OF Brandon Boggs Georgia Tech
 OF Marshall Hubbard North Carolina
 OF Eddy Martinez-Estev Florida State
 SP Daniel Bard North Carolina
 SP Mike Rogers NC State



SP Vern Stery NC State
 RP Joey Devine NC State
 DH/UT Anthony Buffone Maryland
 DH/UT Kris Harvey Clemson
 DH/UT Joe Koshansky Virginia
 DH/UT Tim Layden Duke
 DH/UT Micah Owings Georgia Tech

Second Team

C Lou Santangelo Clemson
 1B David Hicks NC State
 1B Ryne Malone Florida State
 2B Greg Mangum North Carolina
 2B Bryan Zech Florida State
 3B Brad McCann Clemson
 SS Ben Ingold Wake Forest
 SS Mark Reynolds Virginia
 OF Steven Blackwood Georgia Tech
 OF Clifton Remole Georgia Tech
 OF Javi Socorro Duke
 SP Andrew Dobies Virginia
 SP Andrew Kown Georgia Tech
 SP Andrew Miller North Carolina
 RP Patrick Hogan Clemson
 RP Rhett James Florida State

2005

First Team

C Jake Muyco NC State
 1B Aaron Bates NC State
 2B Taylor Harbin Clemson
 3B Ryan Braun Miami
 3B Wes Hodges Georgia Tech
 SS Tyler Greene Georgia Tech
 OF Steven Blackwood Georgia Tech
 OF Jon Jay Miami
 OF Shane Robinson Florida State
 DH/UT Kris Harvey Clemson
 DH/UT Matt Wieters Georgia Tech
 SP Cesar Carrillo Miami
 SP Bryan Henry Florida State
 SP Jeff Kamrath Virginia
 SP Robert Woodard North Carolina
 RP Joey Devine NC State

Second Team

C Aaron Cheesman Florida State
 C J.B. Tucker Wake Forest
 1B Chad Flack North Carolina
 1B Ryne Malone Florida State
 2B Ramon Corona NC State
 2B Mike Trapani Georgia Tech
 3B Ryan Zimmerman Virginia
 SS Josh Horton North Carolina
 OF Paco Figueroa Miami
 OF Jeff Kindel Georgia Tech
 OF Jeremy Slayden Georgia Tech
 DH/UT Sean Doolittle Virginia
 SP Stephen Farris Clemson
 SP Andrew Miller North Carolina
 SP Blake Wood Georgia Tech
 RP Tyler Chambliss Florida State
 RP Kevin Lynch Florida State

2006

First Team

C Eddy Rodriguez Miami
 1B Andy D'Alessio Clemson
 2B Ramon Corona NC State
 3B Matt Antonelli Wake Forest
 SS Josh Horton North Carolina

OF Matt Camp NC State
 OF Jay Cox North Carolina
 OF Jon Jay Miami
 OF Danny Payne Georgia Tech
 OF Shane Robinson Florida State
 DH/UT Tom Hagan Virginia
 SP Josh Cribb Clemson
 SP Sean Doolittle Virginia
 SP Bryan Henry Florida State
 SP Andrew Miller North Carolina
 RP Ben Hunter Wake Forest

Second Team

C Caleb Mangum NC State
 C Matt Wieters Georgia Tech
 1B Aaron Bates NC State
 1B Allan Dykstra Wake Forest
 2B Jemile Weeks Miami
 3B Wes Hodges Georgia Tech
 SS Jonathan Diaz NC State
 OF Tyler Colvin Clemson
 OF Jeff Kindel Georgia Tech
 OF Brandon Marsh Virginia
 DH/UT Jon Still NC State
 SP Jason Berken Clemson
 SP Tyler Chambliss Florida State
 SP Jacob Thompson Virginia
 SP Robert Woodard North Carolina
 RP Chris Perez Miami

2007

First Team

C Buster Posey Florida State
 C Matt Wieters Georgia Tech
 1B Dustin Ackley North Carolina
 2B Tony Thomas, Jr. Florida State
 3B Marquez Smith Clemson
 3B Jason Stidham Florida State
 SS Mark Hallberg Florida State
 SS Josh Horton North Carolina
 OF Brandon Guyer Virginia
 OF Danny Payne Georgia Tech
 OF Jack Rye Florida State
 DH/UT Sean Doolittle Virginia
 SP Eric Erickson Miami
 SP Bryan Henry Florida State
 SP Jacob Thompson Virginia
 RP Andrew Carignan North Carolina

Second Team

C Caleb Mangum NC State
 1B Yonder Alonso Miami
 1B Allan Dykstra Wake Forest
 2B David Adams Virginia
 3B Eric Campbell Boston College
 SS Taylor Harbin Clemson
 OF Brad Chalk Clemson
 OF Tim Fedroff North Carolina
 OF Reid Fronk North Carolina
 OF Mark Gildea Florida State
 DH/UT Tim Federowicz North Carolina
 SP Tony Bajoczy Duke
 SP Daniel Moskos Clemson
 SP Eric Surkamp NC State
 SP Robert Woodard North Carolina
 RF Casey Lambert Virginia

2008

First Team

C Buster Posey Florida State
 1B Yonder Alonso Miami
 2B Jemile Weeks Miami

3B Mark Sobolewski Miami
 SS Ryan Jackson Miami
 SS Greg Miclat Virginia
 DN/UT Kyle Parker Clemson
 OF Tim Fedroff North Carolina
 OF Jack Rye Florida State
 OF Blake Tekotte Miami
 SP Chris Hernandez Miami
 SP D.J. Mitchell Clemson
 SP Clayton Shunick NC State
 SP Elih Villanueva Florida State
 SP Alex White North Carolina
 RP Jimmy Gillheaney NC State

Second Team

C Tim Federowicz North Carolina
 1B Dustin Ackley North Carolina
 2B Kyle Seager North Carolina
 3B Brad Feltes Georgia Tech
 SS Tony Delmonico Florida State
 SS Derek Dietrich Georgia Tech
 DH/UT Alex Hassan Duke
 OF Charlie Blackmon Georgia Tech
 OF Marcus Jones NC State
 OF Matt Payne NC State
 SP David Duncan Georgia Tech
 SP Eric Erickson Miami
 SP Matt Fairrel Florida State
 SP Pat McAnaney Virginia
 RP Carlos Gutierrez Miami
 RP Rob Wooten North Carolina

2009

First Team

C Tony Sanchez Boston College
 1B Dustin Ackley North Carolina
 2B Phil Gosselin Virginia
 3B Kyle Seager North Carolina
 SS Tyler Cannon Virginia
 OF Jeff Schaus Clemson
 OF Tyler Holt Florida State
 OF Luke Murton Georgia Tech
 OF Jeff Rowland Georgia Tech
 OF Dan Grovatt Virginia
 OF Jarrett Parker Virginia
 UT Danny Hultzen Virginia
 SP Andrew Wolcott Duke
 SP Deck McGuire Georgia Tech
 SP Alex White North Carolina
 SP Sean Gilmartin Florida State
 RP Kyle Bellamy Miami

Second Team

C Yasmani Grandal Miami
 1B Nate Freiman Duke
 1B Tony Plagman Georgia Tech
 2B Jason Stidham Florida State
 2B Scott Lawson Miami
 3B Mickey Wiswall Boston College
 SS Derek Dietrich Georgia Tech
 SS Stephen Cardullo Florida State
 OF Steve Domecus Virginia Tech
 OF Robbie Anston Boston College
 OF Jeremy Gould Duke
 OF Mike McGee Florida State
 OF Mike Belifiore Boston College
 SP Adam Warren North Carolina
 SP Chris Hernandez Miami
 SP Jimmy Gillheaney NC State
 RP Brian Moran North Carolina

2010

First Team

C Yasmani Grandal Miami
 1B Mickey Wiswall Boston College
 1B Tony Plagman Georgia Tech
 2B Dallas Poulk NC State
 3B Matt Skole Georgia Tech
 SS Derek Dietrich Georgia Tech
 OF Kyle Parker Clemson
 OF Tyler Holt Florida State
 OF Phil Gosselin Virginia
 OF Austin Wates Virginia Tech
 SP Deck McGuire Georgia Tech
 SP Chris Hernandez Miami
 SP Matt Harvey North Carolina
 SP Danny Hultzen Virginia
 RP Kevin Arico Virginia
 DH/UT Mike McGee Florida State

Second Team

C Steve Domecus Virginia Tech
 1B Steve Lawson Miami
 2B Mike Freeman Clemson
 2B Keith Werman Virginia
 3B Harold Martinez Miami
 SS Tyler Cannon Virginia
 OF Jeff Schaus Clemson
 OF Drew Poulk NC State
 OF Kyle Wilson NC State
 OF Jarrett Parker Virginia
 SP Jed Bradley Georgia Tech
 SP Robert Morey Virginia
 SP Justin Wright Virginia Tech
 RP Daniel Miranda Miami
 RP Ben Rowen Virginia Tech
 DH/UT Thomas Nichols Georgia Tech

2011

First Team

C John Hicks Virginia
 C Pratt Maynard NC State
 1B Richie Shaffer Clemson
 2B Devon Travis Florida State
 3B Colin Moran North Carolina
 3B Steven Proscia Virginia
 SS Brad Miller Clemson
 OF James Ramsey Florida State
 OF Kyle Wren Georgia Tech
 OF David Coleman Virginia
 OF Andrew Rash Virginia Tech
 DH/UT Mike McGee Florida State
 SP Sean Gilmartin Florida State
 SP Mark Pope Georgia Tech
 SP Danny Hultzen Virginia
 RP Branden Kline Virginia

Second Team

C Rafael Lopez Florida State
 1B Jake Davies Georgia Tech
 2B Tommy Coyle North Carolina
 3B Matt Skole Georgia Tech
 SS Levi Michael North Carolina
 OF Jeff Schaus Clemson
 OF Will Lamb Clemson
 OF Nathan Melendres Miami
 OF John Barr Virginia
 DH/UT Phil Pohl Clemson
 SP Jed Bradley Georgia Tech
 SP Buck Farmer Georgia Tech
 SP Patrick Johnson North Carolina
 SP Tyler Wilson Virginia



SP Tim Cooney Wake Forest
 RP Daniel Bennett Florida State

2012

First Team

C Pete O'Brien Miami
 1B Jayce Boyd Florida State
 2B Devon Travis Florida State
 3B Richie Shaffer Clemson
 SS Chris Diaz NC State
 OF James Ramsey Florida State
 OF Brandon Thomas Georgia Tech
 OF Ryan Mathews NC State
 OF Mac Williamson Wake Forest
 DH/UT Phil Pohl Clemson
 SP Marcus Stroman Duke
 SP Buck Farmer Georgia Tech
 SP Kent Emanuel North Carolina
 SP Carlos Rodon NC State
 RP Robert Benincasa Florida State
 RP Michael Morin North Carolina

Second Team

C Jacob Stallings North Carolina
 C Mark Zagunis Virginia Tech
 1B Jake Davies Georgia Tech
 2B Steve Wilkerson Clemson
 2B Keith Werman Virginia
 3B Trea Turner NC State
 SS Anthony Melchionda Boston College
 OF Daniel Palka Georgia Tech
 OF Tom Bourdon Boston College
 OF Thomas Brittle Clemson
 DH/UT Brian Holberton North Carolina
 SP Mike Compton Florida State
 SP Brett Harman Maryland
 SP Eric Erickson Miami
 SP Branden Kline Virginia
 RP Justin Thompson Virginia
 RP Michael Dimock Wake Forest

2013

First Team

C Zane Evans Georgia Tech
 1B Cody Stubbs North Carolina
 2B Reed Gragnani Virginia
 3B Colin Moran North Carolina
 3B Chad Pinder Virginia Tech
 SS Trea Turner NC State
 OF Mike Papi Virginia
 OF Daniel Palka Georgia Tech
 OF Tyler Horan Virginia Tech
 DH/Util. Nick Howard Virginia
 SP Scott Sitz Florida State
 SP Buck Farmer Georgia Tech
 SP Bryan Radziewski Miami
 SP Kent Emanuel North Carolina
 SP Carlos Rodon NC State
 RP Kyle Crockett Virginia

Second Team

C Stephen McGee Florida State
 1B Tarran Senay NC State
 2B Steve Wilkerson Clemson
 2B Andy Perez Duke
 3B Jordan Betts Duke
 SS Brandon Cogswell Virginia
 OF DJ Stewart Florida State
 OF Kyle Wren Georgia Tech
 OF Charlie White Maryland
 OF Skye Bolt North Carolina

OF Joe McCarthy Virginia
 DH/Util. Shane Kennedy Clemson
 SP Daniel Gossett Clemson
 SP Luke Weaver Florida State
 SP Jimmy Reed Maryland
 RP Trent Thornton North Carolina

2014

First Team

C Brett Austin NC State
 1B Mike Papi Virginia
 1B John Nogowski Florida State
 2B Brandon Cogswell Virginia
 3B Jose Brizuela Florida State
 SS Trea Turner NC State
 OF Chris Shaw Boston College
 OF DJ Stewart Florida State
 OF Joe McCarthy Virginia
 DH/UT Nick Howard Virginia
 SP Nathan Kirby Virginia
 SP Daniel Gossett Clemson
 SP Chris Diaz Miami
 SP Luke Weaver Florida State
 SP Carlos Rodon NC State
 RP Reilly Hovis North Carolina

Second Team

C Mark Zagunis Virginia Tech
 1B Thomas Smith Georgia Tech
 2B Steve Wilkerson Clemson
 3B Jordan Betts Duke
 SS Michael Russell North Carolina
 SS Tyler Krieger Clemson
 OF Charlie White Maryland
 OF Daniel Spingola Georgia Tech
 OF Dale Carey Miami
 OF Chris Marconcini Duke
 OF Matt Gonzalez Georgia Tech
 DH/UT Garrett Boulware Clemson
 SP Jake Stinnett Maryland
 SP Trent Thornton North Carolina
 SP Bryan Radziewski Miami
 RP Bryan Garcia Miami

Third Team

C Zack Collins Miami
 C Nate Irving Virginia
 1B Aaron Cohn Duke
 2B Brandon Lowe Maryland
 2B Mott Hyde Georgia Tech
 3B Andrew Knizner NC State
 SS Daniel Pinero Virginia
 OF Willie Abreu Miami
 OF Steven Duggar Clemson
 OF Jay Baum Clemson
 DH/UT Josh Delph Florida State
 DH/UT Tom Zengel North Carolina
 SP Brandon Waddell Virginia
 SP Matthew Crownover Clemson
 SP Andrew Suarez Miami
 RP Gage Smith Florida State

2015

First Team

C Chris Okey Clemson
 1B Brendon Hayden Virginia Tech
 1B Will Craig Wake Forest
 2B George Iskenderian Miami
 2B Nate Mondou Wake Forest
 3B David Thompson Miami
 SS Sutton Whiting Louisville
 OF DJ Stewart Florida State

OF Corey Ray Louisville
 OF Stuart Fairchild Wake Forest
 DH/UT Zack Collins Miami
 SP Matthew Crownover Clemson
 SP Brendan McKay Louisville
 SP Kyle Funkhouser Louisville
 SP Nathan Kirby Virginia
 RP Zack Burdi Louisville

Second Team

C Andrew Knizner NC State
 1B Preston Palmeiro NC State
 2B Andy Perez Duke
 3B Matt Gonzalez Georgia Tech
 3B Kenny Towns Virginia
 SS Daniel Pinero Virginia
 OF Chris Shaw Boston College
 OF Reed Rohman Clemson
 OF Jake Fincher NC State
 DH/UT Tyler Krieger Clemson
 DH/UT Brendan McKay Louisville
 SP Josh Rogers Louisville
 SP Thomas Woodrey Miami
 SP Zac Gallen North Carolina
 RP Billy Strode Florida State
 RP Josh Sborz Virginia

Third Team

C Garrett Kennedy Miami
 1B Quincy Nieporte Florida State
 2B Logan Rattledge NC State
 3B Kyle Fiala Notre Dame
 SS Eli White Clemson
 OF Steven Duggar Clemson
 OF Willie Abreu Miami
 OF Skye Bolt North Carolina
 OF Robert Youngdahl Notre Dame
 OF Saige Jenco Virginia Tech
 DH/UT A.J. Murray Georgia Tech
 SP Brandon Gold Georgia Tech
 SP Andrew Suarez Miami
 SP Benton Moss North Carolina
 SP Ryan Smoyer Notre Dame
 RP Bryan Garcia Miami

2016

First Team

C Chris Okey Clemson
 C Zack Collins Miami
 1B Tristin English Georgia Tech
 2B Nate Mondou Wake Forest
 3B John Sansone Florida State
 3B Will Craig Wake Forest
 SS Charles Leblanc Pitt
 OF Seth Beer Clemson
 OF Kel Johnson Georgia Tech
 OF Matt Gonzalez Georgia Tech
 OF Corey Ray Louisville
 DH/UT Brendan McKay Louisville
 SP Drew Harrington Louisville
 SP Brendan McKay Louisville
 SP Connor Jones Virginia
 RP Zack Burdi Louisville

Second Team

C Matt Thaiss Virginia
 1B Preston Palmeiro NC State
 1B Pavin Smith Virginia
 2B Nick Solak Louisville
 2B Johnny Ruiz Miami
 3B Evan Mendoza NC State
 SS Taylor Walls Florida State

OF Jimmy Herron Duke
 OF Tyler Ramirez North Carolina
 OF Stuart Fairchild Wake Forest
 DH/UT Jack Labosky Duke
 SP Brandon Gold Georgia Tech
 SP J.B. Bukauskas North Carolina
 SP T.J. Zeuch Pitt
 RP Pat Krall Clemson
 RP Matthew Gorst Georgia Tech

Third Team

C Will Smith Louisville
 1B Gavin Sheets Wake Forest
 2B Ernie Clement Virginia
 3B Blake Tiberi Louisville
 SS Connor Justus Georgia Tech
 SS Devin Hairston Louisville
 SS Brandon Lopez Miami
 OF Willie Abreu Miami
 OF Carl Chester Miami
 OF Josh McLain NC State
 DH/UT Nick Yarnall Pitt
 SP Justin Dunn Boston College
 SP Michael Mediavilla Miami
 SP Zac Gallen North Carolina
 SP Parker Dunshee Wake Forest
 RP Bryan Garcia Miami



First Team All-ACC Selections

Boston College (3)

Tony Sanchez, C	2009
Mickey Wiswall, 1B	2010
Chris Shaw, OF	2014

Clemson (134)

Wymand Morris, 3B	1954
Roy Coker, UT	1954
Doug Kingsmore, OF	1954
Billy O'Dell, P	1954
Harold Stowe, P	1958
Doug Hoffman, OF	1959
Ty Cline, OF	1960
Bailey Hendley, UT	1960
Dave Lynn, C	1960
Joey Taylor, OF	1962
Gene Harbeson, C	1962
Elmo Lam, SS	1962
Johnny Jones, OF	1962, 63
Peter Ayoub, 2B	1963
Mike Bohonak, OF	1963
Dave Ellison, 3B	1963
Ben Marsella, 3B	1964
Tommy Chapman, P	1965
Lawton Cowart, 3B	1965, 66
Jack McCall, SS	1965, 66
George Sutton, OF	1966
Rusty Adkins, OF	1965, 66, 67
Gary Helms, SS	1967
John Severs, OF	1971
Rusty Gerhardt, P	1970, 71, 72
Craig White, OF	1971, 73
Calvin Weeks, OF	1972
Lindsay Graham, P	1973
Richard Hayes, 2B	1973
Lin Hamilton, C	1973, 74
Smiley Sanders, OF	1973, 74
Mike Pulaski, OF	1974
Steve Cline, P	1974
Denny Walling, OF	1975
Kurt Seibert, SS	1975, 76
Bill Wingo, 2B	1975, 77
Chuck Porter, P	1976
Steve Tucker, OF	1976
David Caldwell, OF	1976, 77
Bill Foley, C	1976, 77
Robert Bonnette, SS	1977, 78
Ron Musselman, P	1977
Neil Simons, OF	1977, 78, 79, 80
Robbie Allen, SS	1979
Tony Masone, OF	1979
Tim Teufel, 2B	1980
Mike Brown, P	1980
Mike Mahoney, OF	1981
Jeff Gilvert, P	1982
Jimmy Key, P/DH	1982
Bob Paulling, 1B	1983
Brooks Shumate, OF	1984
Jim McCollum, DH	1984
1B	1985
Chuck Baldwin, 1B	1986
Randy Mazey, OF	1986, 87
Steve Baucom, 3B	1987
Bill Spiers, SS	1987
Bert Heffernan, C	1987, 88
Rusty Charpia, SS	1988
Brian Barnes, SP	1988, 89
Henry Threadgill, 2B	1989
Brian Kowitz, OF	1990
Jason Angel, P	1991
Jim Crowley, 2B	1991
Eric Macrina, 1B	1991
Todd Stefan, SS	1991
Billy McMillon, OF	1991, 93
Kevin Northrup, OF	1992
Keith Williams, OF	1993
Mike Hampton, 3B	1994
Shane Monahan, OF	1994, 95
David Miller, 1B	1995
Jason Dawsey, P	1995

Scott Winchester, P	1995
Kris Benson, P	1996
Matt LeCroy, C	1996, 97
Ryan Mottl, P	1997
Kurt Bultmann, 2B	1998
Matt Padgett, OF	1998
Scott Clackum, RP	1998
Patrick Boyd, OF	1999
Jeff Baker, 3B	2001
Jarrold Schmidt, DH	2001
Khalil Greene, SS	2001, 02
Steve Reba, SP	2001, 02
Michael Johnson, 1B	2002, 03
Kris Harvey, DH/UT	2004, 05
Taylor Harbin, 2B	2005
Josh Cribb, SP	2006
Andy D'Alessio, 1B	2006
Marquez Smith, 3B	2007
D.J. Mitchell, SP	2008
Kyle Parker, UT-DH	2008
OF	2010
Jeff Schaus, OF	2009
Brad Miller, SS	2011
Richie Shaffer, 1B	2011
3B	2012
Phil Pohl, UT-DH	2012
Daniel Gossett, DH	2014
Matthew Crownover, SP	2015
Chris Okey, C	2015-16
Seth Beer, OF	2016

Duke (43)

Al Spangler, OF	1954
Harleigh Fatzinger, P	1955
Andy Cockrell, 3B	1955, 56, 57
W.D. Fesperman, 2B	1956
Pete Maynard, OF	1957
Dave Sime, OF	1957
Dick Smallwood, P	1957
Lon Bonczek, SS	1957
UT	1958
Butch Allie, UT	1960
Don Altman, P	1960
Lynn Fader, SS	1961
3B	1962
Stan Crisson, P	1963
Dave Uible, 1B	1963
Biff Bracy, OF	1963, 64
Bo Bochow, SS	1972
John Poff, OF	1973
Larry Doby, 2B	1978
Bobby Brower, OF	1981
Todd Lamb, P	1981
Tom Decker, C	1982
David Norman, DH	1991
Quinton McCracken, 2B	1992
Scott Pinoni, 1B	1993, 94
Ryan Jackson, UT	1993, 94
David Darwin, RP	1996
Mike King, UT	1996
Jeff Becker, 3B	1997, 98
Ed Conrey, DH	1998
Stephen Cowie, P	1998
Vaughn Schill, UT	1997, 98, 99
Tim Layden, UT	2004
Andrew Wolcott, SP	2009
Marcus Stroman, SP	2012

Florida State (64)

Chris Roberts, UT	1992
Paul Wilson, P	1994
Mickey Lopez, 2B	1994
Jonathan Johnson, P	1995
Brooks Badeaux, SS	1996
Scott Zech, 2B	1996
J.D. Drew, OF	1996, 97
Jeremy Morris, OF	1996, 97
Randy Choates, P	1997
Jeremy Salazar, C	1998
Brian Cox, OF	1998
Marshall McDougall, 2B	1999
UT	2000

Matt Diaz, OF	1999
Chris Chavez, P	1999
Nick Stocks, P	1999
Chris Smith, OF	2000
Mike Ziegler, SP	2000
John-Ford Griffin, DH	2000, 01
Blair Varnes, P	2001
Ryan Barthelemy, 1B	2001
3B	2002
Tony Ritchie, C	2002
Matt Lynch, P	2002
Stephen Drew, SS	2003, 04
Tony McQuade, OF	2003
Trent Peterson, P	2003
Eddy Martinez-Esteve, OF	2004
Bryan Henry, SP	2005, 06, 07
Shane Robinson, OF	2005, 06
Mark Hallberg, SS	2007
Buster Posey, C	2007, 08
Jack Rye, OF	2007, 08
Jason Stidham, 3B	2007
Tony Thomas, Jr., 2B	2007
Elih Villanueva, SP	2008
Tyler Holt, OF	2009, 10
Sean Gilmartin, SP	2009, 11
Mike McGee, UT-DH	2010, 11
James Ramsey, OF	2011, 12
Devon Travis, 2B	2011, 12
Jayce Boyd, 1B	2012
Robert Benincasa, RP	2012
Scott Sitz, SP	2013
John Nogowski, 1B	2014
Jose Brizuela, 3B	2014
Luke Weaver, SP	2014
DJ Stewart, OF	2014-15
John Sansone, 3B	2016

Georgia Tech (76)

Gary Newsom, 2B	1982
Rick Lockwood, 3B	1982, 83
Scott Jordan, OF	1984, 85
Walt McConnell, 3B	1985
Riccardo Ingram, OF	1987
Ty Griffin, 2B	1987, 88
K.G. White, OF	1987, 88
Jim Poole, RP	1987, 88
Andy Bruce, 3B	1989, 90, 91
Anthony Maisano, DH	1989, 90
Mike Hostetler, P	1990
Darren Bragg, OF	1990, 91
Jason Varitek, C	1992, 93, 94
Brad Rigby, P	1993
Brett Binkley, RP	1993
Nomar Garciaparra, SS	1993, 94
Jay Payton, OF	1994
Matt Saier, UT	1995
Tucker Barr, C	1995
Brandon Hensley, 3B	1995
Ryan Ritter, OF	1995
Mark Fischer, OF	1996
Michael Sorrow, 3B	1996
J.J. Thomas, 1B	1997
Kris Wilson, P	1997
Chuck Crowder, P	1998, 99
Mark Teixeira, 3B	1999, 2000
Richard Lewis, 2B	2000
Jason Basill, OF	2000
Cory Vance, SP	2000
Bryan Prince, C	2000, 01
Eric Patterson, 2B	2002, 03, 04
Micah Owings, UT	2003, 04
Brandon Boggs, OF	2004
Wes Hodges, 3B	2005
Tyler Greene, SS	2005
Steven Blackwood, OF	2005
Matt Wieters, DH/UT	2005
C	2007
Danny Payne, OF	2006, 07
Luke Murton, OF	2009
Jeff Rowland, OF	2009
Brian Cox, OF	2009
Deck McGuire, SP	2009, 10
Derek Dietrich, SS	2010

Matt Skole, 3B	2010
Tony Plagman, 1B	2010
Kyle Wren, OF	2011
Mark Pope, P	2011
Brandon Thomas, OF	2012
Buck Farmer, SP	2012, 13
Daniel Palka, OF	2013
Zane Evans, C	2013
Tristin English, 1B	2016
Kel Johnson, OF	2016
Matt Gonzalez, OF	2016

Louisville (10)

Sutton Whiting, SS	2015
Kyle Funkhouser, SP	2015
Zack Burdi, RP	2015-16
Corey Ray, OF	2015, 16
Brendan McKay, SP	2015-16
DH/UT	2016
Drew Harrington, SP	2016

Miami (22)

Ryan Braun, 3B	2005
Jon Jay, OF	2005, 06
Cesar Carrillo, SP	2005
Eddy Rodriguez, C	2006
Erick Erickson, SP	2007
Yonder Alonso, 1B	2008
Jemile Weeks, 2B	2008
Ryan Jackson, SS	2008
Mark Sobolewski, OF	2008
Blake Tekotte, OF	2008
Chris Hernandez, SP	2008, 10
Kyle Bellamy, RP	2009
Yasmani Grandal, C	2010
Pete O'Brien, C	2012
Bryan Radziewski, SP	2013
Chris Diaz, SP	2014
George Iskenderian, 2B	2015
David Thompson, 3B	2015
Zack Collins, DH/UT	2015
C	2016

North Carolina (107)

Connie Gravitte, OF	1954, 55
Harry Lloyd, UT	1955
Dick Hudson, UT	1957
Jim Raugh, P	1957
Carson Oldham, 2B	1958
Gerald Griffin, OF	1958, 60
Wayne Young, P	1958, 60
John Burgwyn, OF	1960
Ferg Norton, 3B	1960, 61
Jim Mooring, OF	1961
Paul Swing, 2B	1962
Jim Speight, SS	1964
Bill Haywood, P	1964
Ken Willard, OF	1964
Dick Prindle, 2B	1965
Danny Talbott, 1B	1965, 66
Danny Walker, P	1966
Charlie Carr, OF	1966, 67, 68
Garry Hill, P	1967
Dave Lemonds, P	1968
Skip Hull, C	1968, 69
Tom Buskey, P	1969
Eddie Hill, 1B	1969, 70
Mike Roberts, C	1970, 71, 72
Mike Merritt, P	1973, 74
Bobby Guthrie, 2B	1974
Dale Lydecker, OF	1974
Chris Knepp, C	1975
Steve Rackley, OF	1976
Randy Warrick, 3B	1977
Greg Norris, P	1978
Jim Atkinson, 3B	1978, 79
Roy Clark, 2B	1979
Lloyd Brewer, DH	1980
Dwight Lowry, C	1980
Scott Bradley, 3B	1980, 81
Joe Reto, DH	1981
Pete Kumiega, 1B	1982



First Team All-ACC Selections

Drex Roberts, DH	1983
Scott Bankhead, P	1983, 84
B.J. Surhoff, C	1983, 84, 85
Jeff Hubbard, 3B	1984
Todd Wilkinson, OF	1984
Walt Weiss, SS	1984, 85
Roger Williams, P	1985
Scott Johnson, OF	1985, 86
Jesse Levis, C	1989
Steve Estroff, 1B	1990
Ron Maurer, SS	1990
Paul Shuey, P	1990
Brad Woodall, UT	1991
Cookie Massey, DH	1993, 94
Thad Chrismon, RP	1994
Michael Stoner, 1B	1996
Brian Roberts, SS	1997, 98
Jarrett Shearin, OF	1998
Tyrell Godwin, OF	1999
Dan Moylan, C	1999
Derrick DePriest, RP	2000
Russ Adams, 2B	2001
Adam Greenberg, OF	2002
Chris Maples, UT	2002
Jeremy Cleveland, OF	2003
Chris Iannetta, C	2004
Marshall Hubbard, OF	2004
Daniel Bard, P	2004
Robert Woodard, SP	2005
Jay Cox, OF	2006
Josh Horton, SS	2006, 07
Andrew Miller, SP	2006
Dustin Ackley, 1B	2007, 09
Andrew Carignan, RP	2007
Tim Fedroff, OF	2008
Alex White, SP	2008, 09
Kyle Seager, 3B	2009
Matt Harvey, SP	2010
Colin Moran, 3B	2011, 13
Kent Emanuel, SP	2012, 13
Michael Morin, RP	2012
Cody Stubbs, 1B	2013
Reilly Hovis, RP	2014

NC State (109)

Jack Yvars, P	1954
John Yvars, SS	1954
Jack Turney, 2B	1954, 55
Billy Peed, 1B	1955, 56
Dudley Whitley, SS	1955, 56
Lou Dickman, P	1956
Carmen Santoli, OF	1956
Eddie Wyatt, 1B	1957
Dick Hunter, OF	1957, 58
Bob Kennel, C	1957, 58
Danny Casteen, 1B	1958
Rus Casteen, OF	1958
Don Hafer, OF	1959
Jim Cox, 2B	1960
Joel Gibson, P	1961
Vernon Stickland, UT	1961
Wayne Edwards, SS	1962
Bob Conner, P	1962
Steve Martin, OF	1968
Chris Cammack, 3B	1968, 69, 70, 71
Tommy Smith, OF	1970
Mike Caldwell, P	1970, 71
Rick Richardson, 1B	1972
Mike Baxter, OF	1972
Dan Zagorski, 1B	1973, 74
Ron Evans, 3B	1974, 75
Bill Smodic, 1B	1975
Mike Dempsey, P	1975
Dick Chappell, OF	1977
John Skinner, P	1977
Roy Dixon, OF	1978
Rich Spanton, P	1978
Chuckie Canady, DH	1979, 80, 81
Joe Plesac, P	1980, 81
Ken Sears, OF	1982
Chris Baird, OF	1983
Tracy Woodson, 1B	1984

Mike Pesavento, P	1984
Doug Strange, 2B	1984, 85
Mickey Billmeyer, DH	1985
Greg Briley, 2B	1986
Andrew Fava, OF	1986
Jim McNamara, C	1986
Jeff Hartssock, SP	1986, 87
Turtle Zaun, DH	1986
1B	1987, 88
Bryn Kosco, 3B	1988
Dell Ahelt, DH	1988
Brian Bark, OF	1988, 89
UT	1990
Steve Shepard, 1B	1989
Sean Drinkwater, SS	1992
Vinnie Hughes, DH	1992
Matt Donahue, SP	1992
Jamie Wolkosky, RP	1992
Tim Tracey, 3B	1993
Pat Clougherty, OF	1993
Tony Ellison, OF	1995
Tom Sergio, 2B	1995, 97
Mandy Jacomino, DH	1996
Jake Weber, OF	1997, 98
Clay Eason, RP	1997
Matt Postell, UT	1999
Brian Wright, OF	2000, 01, 02
Colt Morton, C	2003
Joey Devine, P	2003, 04, 05
Vern Sterry, P	2003, 04
Mike Rogers, P	2004
Jake Muyo, C	2005
Aaron Bates, 1B	2005
Matt Camp, OF	2006
Ramon Corona, 2B	2006
Jimmy Gillheeny, RP	2008
Clayton Shunick, SP	2008
Dallas Poulk, 2B	2010
Pratt Maynard, C	2011
Chris Diaz, SS	2012
Ryan Mathews, C	2012
Carlos Rodon, SP	2012, 13, 14
Trea Turner, SS	2013, 14
Brett Austin, C	2014

Pitt (1)

Charles LeBlanc, SS	2016
---------------------	------

Virginia (68)

Charles Arnold, OF	1956
Reese Whitley, C	1959
Bill Timberlake, 2B	1961
Bill Spencer, P	1962
John Pincavage, OF	1965
Steve Bryant, OF	1970
Mike Cabbage, SS	1971
Robbin Marvin, OF	1972
Dean Pallota, SS	1973, 74
Peter Andersen, OF	1975
Bobby Emerson, 2B	1976
Tony Zentgraf, 3B	1976
Dave Duncan, 1B	1978
David Duff, C	1978
Drew Schuett, OF	1979
Paul Voight, P	1979
Mark Meleski, SS	1980, 81
Jay West, OF	1981
George Prittis, 2B	1983
Tony Latham, OF	1983
Tim Burcham, P	1985
Bill Narleski, SS	1986
Bob Dement, RP	1986
Chris Kughn, OF	1989
Bobby Rivell, 2B	1990
Kevin O'Sullivan, C	1990, 91
Tom Crowley, 2B	1993
Brian Buchanan, OF	1994
Jon Benick, 1B	2000
Dan Street, UT	2001
Brandon Creswell, P	2001
Joe Koshansky, UT	2003, 04
Ryan Zimmerman, 3B	2004

Jeff Kamrath, SP	2005
Sean Doolittle, SP	2006
DH/UT	2007
Tom Hagan, DH/UT	2006
Brandon Guyer, OF	2007
Jacob Thompson, SP	2007
Greg Miclat, SS	2008
Phil Gosselin, 2B	2009
OF	2010
Tyler Cannon, SS	2009
Dan Grovatt, OF	2009
Jarrett Parker, OF	2009
Danny Hultzen, UT	2009
P	2010, 11
Kevn Arico, RP	2010
John Hicks, C	2011
Steven Proscia, 3B	2011
David Coleman, OF	2011
Branden Kline, RP	2011
Kyle Crockett, RP	2013
Reed Gragnani, 2B	2013
Mike Papi, OF	2013, 14
Nick Howard, DH/Util.	2013, 14
Branden Cogswell, 2B	2014
Joe McCarthy, OF	2014
Nathan Kirby, SP	2014, 15
Connor Jones, SP	2016

Virginia Tech (5)

Austin Wates, OF	2010
Andrew Rash, OF	2011
Chad Pinder, 3B	2013
Tyler Horan, OF	2013
Brendon Hayden, 1B	2015

Wake Forest (88)

Linwood Holt, C	1954, 55, 56
Tommy Cole, OF	1955
Luther McKeel, UT	1955
Lowell Davis, P	1955, 56
Frank McRae, UT	1956
George Miller, OF	1956
Bill Barnes, UT	1956, 57
Al Baker, 2B	1957
SS	1958
Rex McMillan, OF	1958
Bobby Brown, 2B	1959
Charlie Forte, UT	1959
Jay Franklin, OF	1959, 61
Bob Plemmons, P	1959, 61
Roger Coon, OF	1961
UT	1962
Bill Scripture, OF	1962, 63, 64
Louis Howard, P	1963, 64
Wayne Martin, C	1963, 64
Mike Budd, OF	1964
Tommy Cole, OF	1965, 66
Steve Wrenn, 1B	1967
Jim Callison, OF	1969
Craig Robinson, SS	1969, 70
Rich Eschen, 3B	1972, 73
John Zeglinski, 1B	1976, 77
Kenny Baker, OF	1977
Bob Hely, 2B	1978
Brick Smith, DH	1978
1B	1979, 80, 81
Stan Johnson, C	1979
Bill Ruffner, OF	1982
Bill Merrifield, SS	1982, 83
Tommy Gregg, OF	1982, 83, 85
John Morabito, 3B	1986
Billy Masse, OF	1988
Frank Humber, RP	1989
Brian Shabosky, SS	1989
Jake Austin, OF	1989, 91, 92
Warren Sawkiw, OF	1990
Buddy Jenkins, RP	1991
Chris Kowlicik, 3B	1992
Mark Meltio, SS	1995
Dave Lardieri, DH	1995, 97
John Hendricks, P	1998

Jon Palmieri, 1B	1998, 99
Mike MacDougal, P	1999
Danny Borrell, DH	1999
Chase Voshell, SS	2000
Scott Siemon, SP	2000
Cory Sullivan, OF	2001
Dave Bush, RP	2001, 02
Ryan Johnson, DH	2002
Adam Bourassa, OF	2002, 03
Kyle Sleeth, P	2002, 03
Jamie D'Antona, 3B	2003
Matt Antonelli, 3B	2006
Ben Hunter, RP	2006
Mac Williamson, OF	2012
Stuart Fairchild, OF	2015
Will Craig, 1B	2015
3B	2016
Nate Mondou, 2B	2015, 16

All-Time All-ACC Selections

School	1st	2nd	3rd	Total
Boston College	3	7	1	11
Clemson	134	124	5	263
Duke	43	54	1	98
Florida State	64	57	3	124
Georgia Tech	76	79	4	159
Louisville	10	3	3	16
Miami	22	19	12	53
North Carolina	107	115	4	226
NC State	109	96	3	208
Notre Dame	0	0	3	3
Pitt	1	1	1	3
Virginia	68	75	4	147
Virginia Tech	5	6	1	12
Wake Forest	90	83	2	175

Four-Time First-Teammers

Brian Bark, NC State	1987-90
Chris Cammack, NC State	1968-71
Neil Simons, Clemson	1977-80
Brick Smith, Wake Forest	1978-81

Three-Time First-Teammers

Rusty Adkins, Clemson	1965-67
Jake Austin, Wake Forest	1989, 91-92
Brian Bark, NC State	1988-90
Andy Bruce, Georgia Tech	1989-91
Chuckie Canady, NC State	1979-81
Charlie Carr, North Carolina	1966-68
Andy Cockrell, Duke	1955-57
Joey Devine, NC State	2003-05
Rusty Gerhardt, Clemson	1970-72
Tommy Gregg, Wake Forest	1982-84
Bryan Henry, Florida State	2005-07
Linwood Holt, Wake Forest	1954-56
Danny Hultzen, Virginia	2009-11
Billy McMillon, Clemson	1991-93
Jim Norris, Maryland	1968-70
Eric Patterson, Georgia Tech	2002-04
Mike Roberts, North Carolina	1970-72
Carlos Rodon, NC State	2012-14
Danny Scarpa, South Carolina	1965-67
Vaughn Schill, Duke	1997-99
Bill Scripture, Wake Forest	1962-64
B.J. Surhoff, North Carolina	1983-85
Doug Strange, NC State	1984-86
Jason Varitek, Georgia Tech	1992-94
Brian Wright, NC State	2000-02
Turtle Zaun, NC State	1986-88



National Honors

COACHES ALL-AMERICA

Boston College

1993	Mike Martin, 2B.....	3rd
1999	Sean McGowan, 1B.....	3rd
2000	Steve Langone, UT.....	2nd
2009	Mike Belifiore, UT.....	2nd
2009	Tony Sancez, C.....	3rd

Clemson

1947	Joe Landrum, P.....	1st
1954	Billy O'Dell, P.....	2nd
1959	Doug Hoffman, OF.....	1st
1960	Ty Cline, OF.....	1st
1960	Dave Lynn, C.....	3rd
1965	Rusty Adkins, OF.....	2nd
1966	Rusty Adkins, 2B.....	3rd
1967	Rusty Adkins, 2B.....	1st
1971	Rusty Gerhardt, P.....	2nd
1975	Denny Walling, OF.....	1st
1976	Kurt Seibert, SS.....	3rd
1977	David Caldwell, OF.....	3rd
1980	Tim Teufel, 2B.....	1st
1985	Jim McCollum, 1B.....	3rd
1986	Chuck Baldwin, 1B.....	2nd
1988	Bert Heffernan, C.....	1st
1989	Brian Barnes, P.....	1st
1991	Jimmy Crowley, 2B.....	1st
1991	Eric Macrina, DH.....	2nd
1992	Kevin Northrup, OF.....	2nd
1994	Shane Monahan, OF.....	1st
1994	Mike Hampton, 3B.....	2nd
1995	Scott Winchester, rp.....	1st
1995	David Miller, 1B.....	2nd
1995	Shane Monahan, OF.....	2nd
1995	Jason Dawsey, P.....	3rd
1996	Kris Benson, P.....	1st
1996	Matthew LeCroy, C.....	3rd
1997	Matthew LeCroy, C.....	2nd
2001	Jeff Baker, 3B.....	2nd
2001	Steve Reba, P.....	3rd
2002	Khalil Greene, SS.....	1st
2002	Michael Johnson, 1B.....	2nd
2002	Steve Reba, P.....	3rd
2005	Kris Harvey, DH.....	1st
2006	Tyler Colvin, OF.....	2nd
2006	Andy D'Alessio, 1B.....	2nd
2006	Josh Cribb, RHP.....	3rd
2010	Kyle Parker, OF.....	3rd
2011	Brad Miller, SS.....	1st
2012	Richie Shaffer, 3B.....	3rd
2015	Matthew Crownover, P.....	3rd
2016	Seth Beer.....	1st

Duke

1951	Dick Groat, SS.....	1st
1951	Bill Werber, 1B.....	3rd
1952	Dick Groat, SS.....	1st
1952	Bill Werber, 1B.....	1st
1953	Joe Lewis, P.....	2nd
1953	Al Spangler, OF.....	3rd
1954	Al Spangler, OF.....	3rd
1957	Dave Sime, OF.....	2nd
1992	Quinton McCracken, 2B.....	3rd

Florida State

1957	Dick Howser, SS.....	1st
1958	Dick Howser, SS.....	1st
1959	Bob Clem, 2B.....	2nd
1961	Jack Dull, 2B.....	3rd

1962	Buddy Teagle, C.....	1st
1963	Mike Augustine, OF.....	1st
1963	Woody Woodward, SS.....	3rd
1964	Ken Suarez, C.....	1st
1966	Jim Lyttle, OF.....	1st
1968	Tom Cook, C.....	3rd
1969	Dick Golds, 2B.....	1st
1970	Dick Nichols, 2B.....	2nd
1972	John LiBrandt, P.....	3rd
1975	Danny O'Brien, P.....	3rd
1975	Randy Davidson, OF.....	3rd
1976	Juan Bonilla, 3B.....	1st
1978	Blane McDonald, C.....	2nd
1979	Craig Patterson, 2B.....	2nd
1980	Mike Fuentes, OF.....	1st
1981	Mike Fuentes, OF.....	1st
1981	Jeff Ledbetter, OF.....	3rd
1982	Jeff Ledbetter, OF.....	1st
1985	Frank Fazzini, OF.....	1st
1985	Doug Little, P.....	3rd
1986	Luis Alicea, 2B.....	2nd
1986	Mike Loynd, P.....	1st
1987	Richie Lewis, P.....	2nd
1987	Ed Fulton, C.....	3rd
1990	Brad Gregory, P.....	2nd
1991	Pedro Grifol, C.....	1st
1991	Eduardo Perez, 1B.....	2nd
1992	Chris Roberts, UT.....	2nd
1992	Roger Bailey, P.....	3rd
1996	J.D. Drew, OF.....	1st
1996	Scott Zech, 2B.....	3rd
1997	J. D. Drew, OF.....	1st
1997	Jeremy Morris, OF.....	2nd
1997	Randy Choate, rp.....	2nd
1998	Brian Cox, OF.....	1st
1999	Marshall McDougall, 2B.....	1st
1999	Matt Diaz, OF.....	1st
1999	Nick Stocks, P.....	2nd
2001	John-Ford Griffin, OF.....	1st
2002	Ryan Barthelemy, 3B.....	1st
2002	Matt Lynch, P.....	2nd
2003	Tony Richie, C.....	2nd
2003	Trent Peterson, P.....	2nd
2003	Daniel Hodges, P.....	2nd
2004	Eddy Martinez-Esteve, DH.....	1st
2004	Stephen Drew, SS.....	3rd
2005	Shane Robinson, OF.....	1st
2007	Bryan Henry, RHP.....	1st
2007	Tony Thomas, Jr., 2B.....	1st
2007	Buster Posey, C.....	3rd
2007	Mark Hallberg, SS.....	3rd
2008	Buster Posey, C.....	1st
2009	Sean Gilmartin, SP.....	3rd
2009	Mike McGee, UT.....	3rd
2011	Sean Gilmartin, SP.....	2nd
2011	James Ramsey, OF.....	3rd
2012	James Ramsey, OF.....	1st
2012	Jayce Boyd, 1B.....	1st
2014	DJ Stewart, OF.....	1st
2015	DJ Stewart, OF.....	1st

Georgia Tech

1957	Bud Blemker, P.....	2nd
1965	Randy Carroll, 2B.....	3rd
1979	Tommy Thompson, 1B.....	3rd
1987	Riccardo Ingram, OF.....	1st
1988	Ty Griffin, 2B.....	2nd
1988	Scott Erwin, P.....	3rd
1990	Andy Bruce, 3B.....	3rd
1990	Anthony Maisano, DH.....	3rd
1990	Mike Hostetter, P.....	3rd
1991	Andy Bruce, 3B.....	1st

1992	Jason Varitek, C.....	1st
1993	Jason Varitek, C.....	1st
1993	Brad Rigby, P.....	2nd
1994	Jason Varitek, C.....	1st
1994	Nomar Garciaparra, SS.....	1st
1994	Jay Payton, OF.....	1st
1995	Ryan Ritter, OF.....	2nd
1997	Kris Wilson, P.....	2nd
1997	Mark Fischer, OF.....	2nd
2005	Tyler Greene, SS.....	2nd
2006	Matt Wieters, C.....	2nd
2009	Deck McGuire, SP.....	3rd
2009	Luke Murton, OF.....	3rd
2010	Tony Plagman, 1B.....	3rd
2013	Daniel Palka, OF.....	2nd
2013	Zane Evans, C.....	3rd

Louisville

2009	Chris Dominguez, 3B.....	3rd
2009	Justin Marks, SP.....	3rd
2014	Kyle Funkhouser, SP.....	1st
2014	Nick Burdi, rp.....	1st
2014	Jeff Gardner, OF.....	3rd
2016	Corey Ray, OF.....	1st
2016	Brendan McKay, UT.....	1st
2016	Devin Hairston, SS.....	3rd

Miami

1974	Orlando Gonzalez, 1B.....	1st
1974	Stan Jakubowski, P.....	1st
1975	Wayne Krenchicki, SS.....	1st
1976	Gavin Long, P.....	1st
1977	Rick Montoni, OF.....	1st
1980	Neal Heaton, P.....	1st
1981	Neal Heaton, P.....	1st
1988	Mike Fiore, OF.....	1st
1992	Jeff Alkire, P.....	1st
1994	Danny Graves, P.....	1st
1996	Pat Burrell, 3B.....	1st
1997	Pat Burrell, 3B.....	1st
1998	Alex Santos, P.....	1st
2004	Jim Burt, 1B.....	3rd
2005	Ryan Braun, 3B.....	2nd
2005	Cesar Carrillo, P.....	2nd
2008	Jemile Weeks, 2B.....	1st
2008	Chris Hernandez, SP.....	1st
2008	Ryan Jackson, SS.....	3rd
2009	Kyle Bellamy, rp.....	2nd
2010	Yasmani Grandal,1st	
2013	Bryan Radziewski, SP.....	3rd
2014	Chris Diaz, SP.....	3rd
2015	David Thompson, 3B.....	1st
2015	Zack Collins, C.....	3rd
2016	Zack Collins, C.....	1st
2016	Michael Mediavilla, P.....	2nd

North Carolina

1948	Emmett Cheek, C.....	1st
1948	Rip Ryan, SS.....	1st
1949	Emmett Cheek, OF.....	3rd
1949	Sid Varney, C.....	2nd
1955	Connie Gravitte, OF.....	2nd
1957	Jim Raugh, P.....	3rd
1960	Wayne Young, P.....	2nd
1961	Jim Mooring, OF.....	1st
1964	Bill Haywood, P.....	2nd
1966	Danny Talbott, 1B.....	2nd
1968	Danny Talbott, 1B.....	2nd
1978	David Lemonds, P.....	1st
1978	Greg Norris, P.....	1st
1980	Scott Bradley, 3B.....	2nd
1981	Scott Bradley, 3B.....	3rd
1983	Scott Bankhead, P.....	3rd

1984	Scott Bankhead, P.....	1st
1984	B.J. Surhoff, C.....	1st
1985	B.J. Surhoff, C.....	1st
1989	Jessie Levis, C.....	3rd
1994	Cookie Massey, DH.....	2nd
2003	Jeremy Cleveland, OF.....	1st
2004	Marshall Hubbard, OF.....	1st
2004	Chris Iannetta, C.....	2nd
2006	Andrew Miller, LHP.....	1st
2007	Andrew Carignan, rp.....	2nd
2007	Dustin Ackley, DH.....	3rd
2008	Tim Fedroff, OF.....	1st
2008	Alex White, SP.....	2nd
2009	Dustin Ackley, 1B.....	1st
2011	Colin Moran, 3B.....	2nd
2012	Michael Morin, rp.....	3rd
2013	Colin Moran, 3B.....	1st
2013	Kent Emanuel, SP.....	2nd

NC State

1952	Johnny Yvars, 3B.....	3rd
1954	Johnny Yvars, 3B.....	1st
1954	Jack Turney, 2B.....	2nd
1956	Carmen Santoli, OF.....	2nd
1968	Chris Cammack, 3B.....	3rd
1968	Steve Martin, OF.....	2nd
1978	Roy Dixon, OF.....	2nd
1969	Chris Cammack, 3B.....	2nd
1984	Tracy Woodson, 1B.....	2nd
1987	Turtle Zaun, 1B.....	3rd
1988	Turtle Zaun, 1B.....	2nd
1992	Jamie Wolkosky, rp.....	1st
1993	Pat Clougherty, OF.....	2nd
1993	Terry Harvey, P.....	3rd
1993	Jim Tracey, 3B.....	3rd
1994	Larry Edens, OF.....	3rd
2002	Brian Wright, OF.....	3rd
2003	Vern Sterry, P.....	2nd
2004	Vern Sterry, P.....	2nd
2004	Mike Rogers, P.....	3rd
2005	Aaron Bates, 1B.....	2nd
2005	Joey Devine, P.....	3rd
2010	Dallas Pouck, 2B.....	3rd
2012	Carlos Rodon, SP.....	1st
2012	Chris Diaz, SS.....	3rd
2013	Trea Turner, SS.....	2nd
2013	Carlos Rodon, SP.....	2nd
2014	Trea Turner, SS.....	2nd

Notre Dame

1956	Elmer Kohorst, C.....	1st
1957	Elmer Kohorst, C.....	1st
1959	Dick Selcer, 2B.....	3rd
1960	Nick Pailhlich, RHP.....	3rd
1962	Walt Osgood, C.....	2nd
1964	Rich Gonski, SS.....	2nd
1989	Dan Peltier, OF.....	1st
1993	Eric Danapolis, OF.....	1st
1995	Ryan Topham, OF.....	3rd
1998	Brant Ust, 3B.....	3rd
1999	Aaron Heilman, RHP.....	3rd
2000	Aaron Heilman, RHP.....	2nd
2001	Aaron Heilman, RHP.....	1st
2002	Steve Stanley, CF.....	1st
2003	Steve Sollmann, 2B.....	2nd
2004	Ryan Doherty, RHP.....	2nd
2013	Eric Jagielo, 3B.....	2nd
2013	Trey Mancini, 1B.....	3rd

Pitt

2002	Brad Rea, 1B/DH.....	3rd
------	----------------------	-----



National Honors

2005 Ben Copeland, OF 3rd
 2009 Chris Sedon, 2B 3rd
 2010 Joe Leonard, 3B/P 2nd

Virginia

1996 Seth Greisinger, P 1st
 2006 Sean Doolittle, UT 2nd
 2007 Jacob Thompson, RHP 1st
 2009 Danny Hultzen, UT 1st
 2009 Jarrett Parker, OF 2nd
 2010 Danny Hultzen, SP 1st
 2010 Kevin Arico, rp 2nd
 2011 Danny Hultzen, SP 1st
 2011 Branden Kline, rp 2nd
 2011 John Hicks, C 3rd
 2013 Mike Papi, OF 1st
 2014 Nathan Kirby, SP 1st
 2014 Nick Howard, rp 2nd
 2016 Connor Jones, P 1st

Virginia Tech

1981 Franklin Stubbs, 1B 2nd
 1982 Jim Stewart, 3B 1st
 1987 Trey McCoy, OF 3rd
 1997 Matt Griswold, OF 3rd
 1999 Barry Gauch, C 3rd
 2003 Matt Dalton, P 3rd
 2003 Marc Tugwell, 2B 2nd

Wake Forest

1947 Charlie Teague, 2B 1st
 1947 Gene Hooks, 3B 1st
 1949 Charlie Teague, 2B 1st
 1949 Gene Hooks, 3B 1st
 1949 Dick VanderClute, P 2nd
 1950 Charlie Teague, 2B 1st
 1950 Gene Hooks, 3B 2nd
 1955 Linwood Holt, C 1st
 1958 Rex McMillan, OF 3rd
 1963 Bill Scripture, OF 1st
 1963 Wayne Martin, C 2nd
 1963 Dave Miller, 2B 3rd
 1964 Bill Scripture, OF 1st
 1981 Brick Smith, DH 2nd
 1982 Bill Merrifield, SS 2nd
 1983 Bill Merrifield, SS 1st
 1988 Billy Masse, OF 1st
 1992 Chris Kowilicik, 3B 3rd
 1997 Dave Lardieri, DH 3rd
 2002 Dave Bush, P 1st
 2002 Ryan Johnson, DH 2nd
 2002 Kyle Sleeth, P 2nd
 2003 Jamie D'Antona, 3B 1st
 2015 Will Craig, 1B 1st
 2016 Will Craig, 3B 1st

BASEBALL AMERICA

Boston College

1999 Sean McGowan, 1B 3rd
 2009 Tony Sanchez, C 1st
 2016 Justin Dunn, SP 3rd

Clemson

1986 Chuck Baldwin, 1B 2nd
 1988 Brian Barnes, P 2nd
 1989 Brian Barnes, P 1st
 1990 Brian Kowitz, OF 2nd
 1991 Jimmy Crowley, 2B 2nd
 1991 Jason Angel, P 2nd
 1992 Kevin Northrup, OF 2nd
 1994 Shane Monahan, OF 1st

1994 Mike Hampton, 3B 2nd
 1995 Shane Monahan, OF 2nd
 1995 Scott Winchester, rp 2nd
 1995 David Miller, 1B 3rd
 1996 Kris Benson, P 1st
 1996 Ken Vining, P 3rd
 1997 Matthew LeCroy, C 1st
 1999 Patrick Boyd, OF 2nd
 2001 Jeff Baker, 3B 1st
 2002 Jeff Baker, 3B 1st
 2002 Khalil Greene, SS 1st
 2004 Brad McCann, 3B 3rd
 2005 Kris Harvey, DH 2nd
 2006 Tyler Colvin, OF 1st
 2006 Andy D'Alessio, 1B 3rd
 2010 Kyle Parker, OF 2nd
 2011 Brad Miller, SS 1st
 2015 Matthew Crownover, P 3rd
 2015 Chris Okey, C 3rd
 2016 Seth Beer, OF 1st
 2016 Chris Okey, C 2nd
 2016 Pat Krall, rp 3rd

Duke

1994 Ryan Jackson, OF/P 2nd
 2012 Marcus Stroman, SP 3rd

Florida State

1981 Mike Fuentes, OF 1st
 1981 Jeff Ledbetter, DH 2nd
 1982 Jeff Ledbetter, OF 1st
 1984 Frank Fazzini, OF 3rd
 1985 Frank Fazzini, DH 1st
 1985 Doug Little, P 2nd
 1985 Luis Alicea, 2B 3rd
 1985 Luis Alicea, 2B 1st
 1986 Mike Loynd, P 1st
 1986 Paul Sorrento, OF 2nd
 1986 Bien Figueroa, SS 2nd
 1986 Richie Lewis, P 1st
 1987 Richie Lewis, P 1st
 1987 Ed Fulton, P 3rd
 1990 Gar Finnvid, P 2nd
 1990 Marc Ronan, OF 2nd
 1991 Pedro Grifol, C 1st
 1991 Eduardo Perez, 1B 3rd
 1991 Chris Roberts, OF 3rd
 1992 Roger Bailey, P 2nd
 1994 Paul Wilson, P 1st
 1994 Jonathan Johnson, P 3rd
 1995 Jonathan Johnson, P 1st
 1995 David Yocum, P 2nd
 1996 J.D. Drew, OF 1st
 1996 Jeremy Morris, OF 2nd
 1996 Randy Choate, P 3rd
 1997 J.D. Drew, OF 1st
 1997 Jeremy Morris, OF 1st
 1997 Randy Choate, P 2nd
 1999 Marshall McDougall, 2B 1st
 1999 Nick Stocks, P 2nd
 2000 Chris Smith, OF 2nd
 2001 John-Ford Griffin, OF 1st
 2002 Tony Richie, C 1st
 2002 Stephen Drew, SS 2nd
 2002 Ryan Barthelemy, 3B 3rd
 2003 Tony Richie, C 2nd
 2003 Stephen Drew, SS 3rd
 2004 Eddy Martinez-Esteve, OF 1st
 2004 Stephen Drew, SS 2nd
 2005 Shane Robinson, OF 1st
 2007 Tony Thomas, 2B 1st
 2007 Bryan Henry, SP 2nd

2007 Buster Posey, C 2nd
 2008 Buster Posey, C 1st
 2009 Stephen Cardullo, SS 1st
 2009 Tyler Holt, OF 2nd
 2009 Mike McGee, UT 2nd
 2010 Mike McGee, UT 1st
 2010 Tyler Holt, OF 2nd
 2011 Sean Gilmartin, SP 1st
 2011 James Ramsey, OF 3rd
 2012 Robert Benincasa, rp 1st
 2012 James Ramsey, OF 1b
 2014 DJ Stewart, OF 3rd
 2015 DJ Stewart, OF 1st
 2016 Taylor Walls, SS 1st

Georgia Tech

1985 Scott Jordan, OF 3rd
 1987 Riccardo Ingram, OF 1st
 1988 Ty Griffin, 2B 3rd
 1988 Scott Erwin, P 3rd
 1990 Darren Bragg, OF 3rd
 1990 Mike Hostetler, P 3rd
 1991 Andy Bruce, DH 2nd
 1992 Jason Varitek, C 1st
 1993 Jason Varitek, C 1st
 1993 Brad Rigby, P 2nd
 1994 Jason Varitek, C 1st
 1994 Nomar Garciaparra, SS 1st
 1994 Jay Payton, OF 1st
 1994 Brad Rigby, P 2nd
 1997 Kris Wilson, P 3rd
 1997 Mark Fischer, OF 2nd
 2000 Mark Teixeira, 3B 1st
 2000 Cory Vance, P 3rd
 2002 Kyle Bakker, P 2nd
 2003 Micah Owings, P/DH 2nd
 2004 Eric Patterson, 2B 3rd
 2005 Tyler Greene, SS 1st
 2006 Matt Wieters, C 1st
 2007 Matt Wieters, C 1st
 2007 Danny Payne, OF 3rd
 2009 Deck McGuire, SP 2nd
 2009 Luke Murton, DH 3rd
 2010 Derek Dietrich, SS 3rd
 2011 Mark Pope, SP 3rd
 2013 Daniel Palka, OF 1st
 2013 Zane Evans, C 3rd

Louisville

1992 Dan Kopriva, 1B/3B 2nd
 2007 Boomer Whiting, OF 3rd
 2008 Chris Dominguez, 3B 3rd
 2009 Justin Marks, SP 3rd
 2009 Chris Dominguez, 3B 1st
 2010 Phil Wunderlich, 3B/OF 3rd
 2010 Ryan Wright, 2B/SS 2nd
 2010 Neil Holland, RHP 3rd
 2014 Kyle Funkhouser, SP 3rd
 2015 Brendan McKay, UT 1st
 2015 Corey Ray, OF 2nd
 2016 Brendan McKay, UT 1st
 2016 Corey Ray, OF 2nd
 2016 Nick Solak, 2B 3rd

Miami

1981 Neal Heaton, P 1st
 1982 Danny Smith, P 2nd
 1985 Rick Raether, P 1st
 1986 Rick Raether, P 1st
 1988 Mike Fiore, OF 1st
 1989 Alex Fernandez, P 1st

1990 Oscar Munoz, P 1st
 1992 Jeff Alkire, P 1st
 1994 Danny Graves, P 1st
 1996 Pat Burrell, 3B 1st
 1996 Robbie Morrison, P 2nd
 1996 Rudy Gomez, 2B 3rd
 1997 Pat Burrell, 3B 1st
 1997 Robbie Morrison, P 3rd
 1998 Aubrey Huff, 3B 1st
 1998 Alex Santos, P 1st
 1998 Pat Burrell, DH 3rd
 1998 Robbie Morrison, P 3rd
 1999 Bobby Hill, SS 3rd
 2004 Cesar Carrillo, SP 3rd
 2005 Ryan Braun, DH 1st
 2005 Cesar Carrillo, P 2nd
 2006 Jon Jay, OF 2nd
 2007 Yonder Alonso, 1B 2nd
 2008 Yonder Alonso, DH 1st
 2008 Jamile Weeks, 2B 2nd
 2008 Chris Hernandez, SP 2nd
 2008 Blake Tekotte, OF 2nd
 2009 Kyle Bellamy, rp 1st
 2010 Yasmani Grandal, C 1st
 2015 George Iskenderian, 2B 3rd
 2015 David Thompson, 3B 1st
 2016 Zack Collins, C 1st

North Carolina

1984 Scott Bankhead, P 1st
 1984 B.J. Surhoff, C 2nd
 1985 B.J. Surhoff, C 1st
 1989 John Thoden, P 3rd
 1990 Steve Estroff, 1B 2nd
 2000 Tyrell Godwin, OF 3rd
 2002 Russ Adams, SS 1st
 2002 Chris Maples, OF 2nd
 2002 Adam Greenberg, OF 3rd
 2003 Jeremy Cleveland, OF 2nd
 2004 Chris Iannetta, C 3rd
 2004 Marshall Hubbard, OF 3rd
 2006 Andrew Miller, LHP 1st
 2006 Josh Horton, DH 2nd
 2007 Dustin Ackley, DH 3rd
 2007 Andrew Carignan, rp 3rd
 2008 Tim Fedroff, OF 1st
 2008 Dustin Ackley, 1B 3rd
 2008 Alex White, SP 3rd
 2009 Dustin Ackley, 1B 1st
 2011 Colin Moran, 3B 1st
 2012 Michael Morin, rp 3rd
 2013 Colin Moran, 3B 1st
 2014 Michael Russell, SS 3rd

NC State

1984 Tracy Woodson, DH 2nd
 1986 Greg Briley, 2B 3rd
 1988 Turtle Zaun, 1B 2nd
 1992 Matt Donahue, P 2nd
 1993 Pat Clougherty, DH 3rd
 1995 Tom Sergio, 2B 3rd
 1995 Tony Ellison, OF 3rd
 1997 Tom Sergio, 2B 1st
 2002 Brian Wright, OF 3rd
 2005 Aaron Bates, 1B 3rd
 2012 Carlos Rodon, SP 1st
 2013 Carlos Rodon, SP 3rd
 2013 Trea Turner, SS 3rd
 2014 Trea Turner, SS 1st
 2014 Brett AUSTIN, C 3rd



National Honors

Notre Dame

1989	Dan Peltier, OF	1st
1993	Eric Danapilis, OF	1st
1998	Brant Ust, 3B	3rd
2001	Aaron Heilman, RHP	1st
2001	Steve Stanley, CF	3rd
2002	Steve Stanley, CF	1st
2004	Matt Macri, 3B	2nd
2006	Craig Cooper, 1B	2nd
2013	Eric Jagielo, 3B	2nd

Pitt

2005	Jim Negrych, 2B	1st
2006	Jim Negrych, 2B	1st
2009	Chris Sedon, 2B	2nd

Virginia

1985	Tim Burcham, P	2nd
1994	Brian Buchanan, OF	1st
1996	Seth Greisinger, P	1st
2004	Joe Koshansky, UT	3rd
2005	Ryan Zimmerman, 3B	2nd
2006	Sean Doolittle, UT	2nd
2007	Jacob Thompson, SP	1st
2009	Jarrett Parker, OF	2nd
2009	Danny Hultzen, UT	3rd
2010	Danny Hultzen, SP	2nd
2011	Danny Hultzen, SP/1B	1st
2013	Mike Papi, OF	1st
2014	Nathan Kirby, SP	1st
2016	Matt Thaiss, DH	2nd
2016	Connor Jones, SP	2nd
2016	Adam Haseley, UT	3rd

Virginia Tech

1981	Franklin Stubbs, DH	1st
1986	George Canale, 1B	1st
1996	Kevin Barker, OF	2nd

Wake Forest

1981	Brick Smith, DH	3rd
1982	Bill Merrifield, SS	3rd
1983	Bill Merrifield, SS	3rd
1988	Billy Masse, OF	1st
1998	John Hendricks, P	3rd
1999	Jon Palmieri, 1B	1st
1999	Mike MacDougall, P	1st
2001	Cory Sullivan, UT	1st
2002	Kyle Sleeth, P	2nd
2002	David Bush, P	3rd
2003	Jamie D'Antona, 3B	2nd
2015	Will Craig, 1B	2nd
2016	Will Craig, DH	1st

COLLEGIATE BASEBALL

Boston College

1989	Doug MacNeil, P	3rd
1999	Sean McGowan, 1B	3rd
2009	Tony Sanchez, C	3rd

Clemson

1991	Eric Macrina, 1B	2nd
1992	Kevin Northrup, OF	3rd
1994	Mike Hampton, 3B	1st
1994	Shane Monahan, OF	2nd
1995	Shane Monahan, OF	1st
1995	Scott Winchester, rp	1st
1995	Jason Dawsey, P	2nd

1995	David Miller, 1B	3rd
1996	Kris Benson, P	1st
1997	Matthew LeCroy, C	2nd
1998	Scott Clackum, rp	2nd
2001	Jeff Baker, 3B	1st
2001	Steve Reba, P	3rd
2002	Khalli Greene, SS	1st
2002	Steve Reba, P	3rd
2002	Michael Johnson, 1B	3rd
2002	Jeff Baker, 3B	3rd
2005	Taylor Harbin, 2B	2nd
2006	Josh Cribb, RHP	2nd
2006	Andy D'Alessio, 1B	3rd
2011	Brad Miller, SS	1st
2012	Richie Shaffer, 3B	3rd
2014	Daniel Gossett, SP	2nd
2015	Matthew Crownover, SP	1st
2015	Chris Okey, C	2nd
2016	Chris Okey, C	2nd
2016	Seth Beer, OF	2nd
2016	Pat Krall, RHP	3rd

Duke

1994	Ryan Jackson, OF/P	1st
2012	Marcus Stroman, SP	2nd

Florida State

1993	Jonathan Johnson, P	3rd
1994	Paul Wilson, P	2nd
1994	Jonathan Johnson, P	3rd
1995	Jonathan Johnson, P	2nd
1995	David Yocum, P	3rd
1996	J.D. Drew, OF	1st
1996	Jeremy Morris, OF	2nd
1996	Randy Choate, P	3rd
1996	Randy Choate, P	3rd
1997	J.D. Drew, OF	1st
1997	Jeremy Morris, OF	2nd
1997	Randy Choate, P	3rd
1998	Jeremy Salazar, C	3rd
1999	Marshall McDougall, 2B	1st
1999	Matt Diaz, OF	3rd
2000	Chris Smith, OF	2nd
2000	John-Ford Griffin, OF	2nd
2001	John-Ford Griffin, OF	1st
2002	Ryan Barthelemy, 3B	1st
2002	Matt Lynch, P	2nd
2002	Tony Richie, C	3rd
2003	Trent Peterson, P	2nd
2003	Tony Richie, C	2nd
2003	Stephen Drew, SS	3rd
2003	Daniel Hodges, P	3rd
2004	Eddy Martinez-Esteve, OF	1st
2004	Stephen Drew, SS	3rd
2005	Shane Robinson, OF	1st
2006	Shane Robinson, OF	3rd
2007	Bryan Henry, SP	1st
2007	Buster Posey, C	1st
2007	Tony Thomas, Jr., 2B	1st
2008	Buster Posey, c	1st
2009	Tyler Holt, OF	2nd
2009	Sean Gilmartin, SP	3rd
2010	Tyler Holt, OF	2nd
2010	Mike McGee, rp	3rd
2011	Sean Gilmartin, SP	1st
2012	James Ramsey, OF	1st
2012	Jayce Boyd, 1B	2nd
2012	Devon Travis, 2B	2nd
2012	Robert Benincasa, rp	3rd
2013	Scott Sitz, SP	3rd
2014	DJ Stewart, OF	2nd
2014	Luke Weaver, SP	3rd

2016	John Sasnsone, 3B	3rd
------	-------------------	-----

Georgia Tech

1992	Jason Varitek, C	1st
1993	Jason Varitek, C	1st
1993	Brad Rigby, P	2nd
1994	Jason Varitek, C	1st
1994	Nomar Garciaparra, SS	1st
1994	Jay Payton, OF	1st
1995	Ryan Ritter, OF	3rd
1997	Kris Wilson, P	3rd
1998	Chuck Crowder, P	3rd
2000	Mark Teixeira, 3B	1st
2002	Kyle Bakker, P	3rd
2002	Eric Patterson, 2B	3rd
2004	Eric Patterson, 2B	3rd
2005	Tyler Greene, SS	1st
2007	Matt Wieters, C	3rd
2009	Deck McGuire, SP	1st
2009	Luke Murton, OF	3rd
2010	Tony Plagman, 1B	3rd
2010	Deck McGuire, SP	3rd
2011	Mark Pope, SP	2nd
2013	Zane Evans, C	3rd
2013	Daniel Palka, OF	3rd

Louisville

1992	Dan Koprivá, 1B/3B	1st
2007	Boomer Whiting, OF	3rd
2007	Logan Johnson, Util	3rd
2008	Chris Dominguez, 3B	3rd
2009	Chris Dominguez, 3B	1st
2009	Justin Amlung, RHP	2nd
2010	Neil Holland, RHP	3rd
2010	Thomas Royse, RHP	3rd
2010	Phil Wunderlich, 3B/OF	3rd
2012	Justin Amlung, RHP	3rd
2013	Jeff Thompson, RHP	2nd
2014	Nick Burdi, rp	1st
2014	Kyle Funkhouser, SP	2nd
2014	Jeff Gardner, OF	2nd
2015	Kyle Funkhouser, SP	3rd
2015	Zack Burdi, P	3rd
2016	Drew Harrington, P	1st
2016	Zack Burdi, rp	2nd
2016	Corey Ray, OF	2nd
2016	Brendan McKay, UT	3rd

Miami

1989	Joe Grahe, P	2nd
1992	Jeff Alkire, P	1st
1992	Charles Johnson, C	2nd
1993	Dave Berg, 2B	3rd
1994	Danny Graves, P	1st
1995	Jay Tessmer, P	1st
1995	Kenny Henderson, P	3rd
1996	Pat Burrell, 3B	1st
1996	Robbie Morrison, P	1st
1996	J.D. Arteaga, P	3rd
1997	Pat Burrell, 3B	1st
1997	Robbie Morrison, rp	3rd
1998	Alex Santos, P	2nd
1998	Aubrey Huff, DH	2nd
1998	Robbie Morrison, rp	3rd
1998	Bobby Hill, SS	3rd
1999	Michael Neu, rp	2nd
1999	Alex Santos, P	3rd
2000	David Gil, P	2nd
2000	Kevin Howard, 3B	3rd
2001	Javy Rodriguez, SS	2nd
2004	Cesar Carrillo, P	2nd

2004	Jim Burt, 1B	3rd
2005	Cesar Carrillo, P	2nd
2005	Ryan Braun, 3B	2nd
2005	Jon Jay, OF	3rd
2007	Yonder Alonso, 1B	3rd
2008	Jemile Weeks, 2B	1st
2008	Yonder Alonso, DH	1st
2008	Chris Hernandez, SP	1st
2009	Kyle Bellamy, rp	2nd
2010	Yasmani Grandal, C	1st
2010	Chris Hernandez, SP	1st
2013	Bryan Radziewski, SP	2nd
2014	Chris Diaz, SP	1st
2015	David Thompson, 3B	1st

North Carolina

1993	Thad Chrismon, rp	1st
1994	Thad Chrismon, rp	2nd
1994	Manny DaSilva, C	2nd
1996	Mike Stoner, 1B	2nd
1997	Brian Roberts, SS	3rd
1998	Brian Roberts, SS	2nd
2000	Tyrell Godwin, OF	3rd
2000	Derrick DePriest, P	3rd
2002	Chris Maples, 3B	1st
2003	Jeremy Cleveland, OF	2nd
2004	Chris Iannetta, C	3rd
2004	Marshall Hubbard, OF	3rd
2006	Andrew Miller, LHP	1st
2006	Josh Horton, SS	3rd
2007	Dustin Ackley, 1B	3rd
2007	Andrew Carignan, rp	3rd
2008	Tim Fedoroff, OF	2nd
2008	Kyler Seager, 2B	3rd
2008	Dustin Ackley, 1B	3rd
2008	Alex White, SP	3rd
2009	Dustin Ackley, 1B	1st
2011	Colin Moran, 3B	3rd
2012	Michael Morin, rp	1st
2012	Kent Emanuel, SP	3rd
2013	Kent Emanuel, SP	1st
2013	Colin Moran, 3B	2nd
2013	Cody Stubbs, 1B	3rd
2014	Michael Russell, SS	3rd

NC State

1992	Matt Donahue, SP	2nd
1992	Jamie Wolkosky, rp	1st
1993	Pat Clougherty, OF	3rd
1993	Terry Harvey, P	3rd
1995	Tony Ellison, OF	3rd
1997	Clay Eason, rp	1st
2002	Brian Wright, OF	3rd
2003	Vern Sterry, P	1st
2004	Vern Sterry, P	2nd
2005	Aaron Bates, 1B	3rd
2006	Ramon Corona, 2B	3rd
2006	Matt Camp, OF	3rd
2008	Clayton Shunick, SP	2nd
2010	Dallas Souk, 2B	3rd
2012	Carlos Rodon, SP	1st
2012	Chris Diaz, SS	2nd
2013	Trea Turner, SS	2nd
2013	Carlos Rodon, SP	2nd
2014	Trea Turner, SS	1st
2014	Carlos Rodon, SP	3rd

Notre Dame

1993	Eric Danapilis, OF	1st
1998	Aaron Heilman, RHP	3rd
1999	Aaron Heilman, RHP	3rd



National Honors

2000	Aaron Heilman, RHP	1st
2001	Aaron Heilman, RHP	1st
2002	Steve Stanley, CF	1st
2003	Chris Niesel, RHP	2nd
2004	Matt Macri, 3B	3rd
2006	Craig Cooper, 1B	2nd
2006	Jeff Manship, RHP	3rd
2013	Eric Jagielo, 3B	3rd

Pitt

2004	P.J. Hiser, OF/P	1st
2005	Jim Negrych, 2B	1st
2009	Chris Sedon, 2B	1st
2010	Joe Leonard, 3B/P	3rd

Virginia

1994	Brian Buchanan, OF	2nd
1996	Seth Greisinger, P	1st
2004	Joe Koshansky, UT	2nd
2006	Sean Doolittle, UT	2nd
2007	Jacob Thompson, SP	1st
2007	Sean Doolittle, UT	3rd
2009	Jarrett Parker, OF	3rd
2010	Danny Hultzen, SP	1st
2010	Kevin Arico, rp	3rd
2010	Phil Gosselin, 2B	3rd
2011	Danny Hultzen, SP	1st
2011	John Hicks, C	3rd
2011	Branden Kline, rp	3rd
2014	Nathan Kirby, SP	1st
2014	Nick Howard, UTIL	3rd
2015	Matt Thaiss, C	3rd
2016	Connor Jones, P	2nd
2016	Matt Thaiss, C	3rd

Virginia Tech

1993	Dee Dalton, SS	3rd
1996	Charlie Gillian, P	3rd
1999	Larry Bowles, OF	3rd
2013	Tyler Horan, OF	2nd

Wake Forest

1998	John Hendricks, P	2nd
1998	Jon Palmieri, 1B	3rd
1999	Mike MacDougal, P	2nd
1999	Jon Palmieri, 1B	2nd
2001	Cory Sullivan, UT	1st
2002	Kyle Sleeth, P	2nd
2002	David Bush, P	3rd
2006	Ben Hunter, rp	3rd
2015	Will Craig, 1B	1st
2015	Nate Mondou, 2B	3rd
2016	Will Craig, 3B	1st

NCBWA

Boston College

2000	Steve Langone, UT	3rd
2003	Chris Lambert, SP	3rd
2005	Mike Wiodarczyk, SP	3rd

Clemson

2000	Nick Glaser, rp	3rd
2001	Jeff Baker, 3B	2nd
2001	Casey Stone, OF	3rd
2002	Jeff Baker, 3B	1st
2002	Khalil Greene, SS	1st
2002	Steve Reba, SP	2nd

2002	Matt Henrie, SP	3rd
2004	Brad McCann, 3B	2nd
2005	Kris Harvey, UT	3rd
2006	Andy D'Alessio, 1B	1st
2006	Tyler Colvin, OF	1st
2006	Josh Cribb, RHP	3rd
2010	Kyle Parker, OF	2nd
2011	Brad Miller, SS	2nd
2015	Matthew Crownover, P	2nd
2015	Chris Okey, C	1st
2016	Chris Okey, C	1st
2016	Seth Beer, OF	1st
2016	Pat Krall, rp	2nd

Duke

2012	Marcus Stroman, rp	3rd
------	--------------------	-----

Florida State

2001	John-Ford Griffin, OF	1st
2002	Ryan Barthelemy, UT	2nd
2003	Tony Richie, C	3rd
2004	Eddy Martinez-Esteve, OF	1st
2004	Stephen Drew, SS	3rd
2005	Shane Robinson, OF	1st
2005	Tyler Chambliss, rp	3rd
2006	Shane Robinson, OF	2nd
2006	Tyler Chambliss, RHP	3rd
2007	Tony Thomas, Jr., 2B	1st
2007	Bryan Henry, SP	2nd
2008	Buster Posey, C	1st
2008	Matt Fairel, SP	2nd
2009	Sean Gilmartin, SP	2nd
2009	Mike McGee, UT	3rd
2010	Mike McGee, UT	1st
2011	Sean Gilmartin, SP	1st
2011	James Ramsey, OF	3rd
2012	Robert Benincasa, rp	1st
2012	James Ramsey, OF	1st
2012	Jayce Boyd, 1B	2nd
2014	DJ Stewart, OF	2nd
2015	DJ Stewart, OF	1st
2015	Billy Strode, P	3rd
2016	Taylor Walls, SS	3rd

Georgia Tech

2000	Mark Teixeira, 3B	1st
2000	Richard Lewis, 2B	2nd
2002	Kyle Bakker, SP	3rd
2005	Tyler Greene, SS	1st
2007	Matt Wieters, C	2nd
2009	Deck McGuire, SP	1st
2011	Mark Pope, SP	3rd
2013	Daniel Palka, OF	1st
2013	Zane Evans, C	2nd
2016	Matthew Horst, rp	2nd

Louisville

2002	Mark Jurich, OF	3rd
2004	Mark Jurich, OF	3rd
2008	Chris Dominguez, 3B	3rd
2009	Phil Wunderlich, 3B/OF	2nd
2010	Neil Holland, RHP	1st
2013	Jeff Thompson, RHP	3rd
2013	Nick Burdi, rp	2nd
2014	Nick Burdi, rp	1st
2014	Jeff Gardner, OF	2nd
2014	Kyle Funkhouser, SP	2nd
2015	Brendan McKay, UT	1st
2015	Corey Ray, OF	2nd
2016	Corey Ray, OF	1st

2016	Brendan McKay, UT	1st
2016	Kade McClure, SP	1st
2016	Drew Harrington, SP	1st
2016	Zack Burdi, rp	1st
2016	Nick Solak, 2B	2nd

Miami

2001	Javy Rodriguez, SS	2nd
2001	George Huguet, rp	3rd
2003	Ryan Braun, SS	2nd
2003	J.D. Cockroft, rp	3rd
2004	Jim Burt, 1B	3rd
2005	Cesar Carrillo, SP	1st
2005	Ryan Braun, 3B	2nd
2008	Jemile Weeks, 2B	1st
2008	Yonder Alonso, DH	1st
2008	Chris Hernandez, SP	2nd
2008	Carlos Gutierrez, rp	3rd
2009	Kyle Bellamy, rp	1st
2010	Yasmani Grandal, C	1st
2014	Bryan Garcia, rp	3rd
2015	George Iskenderian, 2B	1st
2015	David Thompson, 3B	1st
2016	Zack Collins, C	1st
2016	Bryan Garcia, rp	1st

North Carolina

2000	Tyrell Godwin, OF	2nd
2000	Derrick DePriest, rp	2nd
2002	Russ Adams, SS	3rd
2006	Andrew Miller, LHP	1st
2007	Andrew Carignan, rp	1st
2007	Dustin Ackley, 1B	3rd
2008	Tim Fedroff, OF	3rd
2008	Kyle Seager, 2B	3rd
2009	Dustin Ackley, 1B	1st
2012	Michael Morin, rp	1st
2013	Colin Moran, 3B	2nd
2013	Kent Emanuel, SP	3rd
2014	Michael Russell, SS	3rd

NC State

2002	Brian Wright, OF	2nd
2003	Vern Sterry, SP	2nd
2003	Joey Devine, rp	3rd
2004	Michael Rogers, SP	3rd
2006	Ramon Corona, 2B	3rd
2007	Eryk McConnell, rp	3rd
2008	Jimmy Gillheeny, rp	3rd
2012	Carlos Rodon, SP	1st
2012	Trea Turner, 3B	3rd
2013	Carlos Rodon, SP	2nd
2013	Trea Turner, SS	3rd
2014	Trea Turner, SS	1st

Notre Dame

1989	Dan Peltier, OF	1st
1993	Eric Danapilis, OF	1st
1998	Brant Ust, 3B	3rd
2000	Aaron Heilman, RHP	3rd
2001	Aaron Heilman, RHP	1st
2002	Steve Stanley, CF	1st
2003	J.P. Gagne, RHP	3rd
2003	Chris Niesel, RHP	3rd
2003	Steve Sollmann, 2B	3rd
2004	Matt Macri, 3B	2nd
2004	Ryan Doherty, RHP	2nd
2006	Craig Cooper, 1B	3rd

Pitt

2004	P.J. Hiser, OF/P	3rd
------	------------------	-----

2013	Casey Roche, OF	3rd
2016	Charles Leblanc, SS	2nd

Virginia

2005	Ryan Zimmerman, 3B	3rd
2006	Sean Doolittle, UT	2nd
2007	Jacob Thompson, SP	1st
2007	Sean Doolittle, UT	2nd
2008	Michael Schwimer, rp	3rd
2009	Jarrett Parker, OF	2nd
2009	Danny Hultzen, UT	2nd
2010	Danny Hultzen, SP	1st
2010	Kevin Arico, rp	1st
2010	Phil Gosselin, 2B	3rd
2011	Danny Hultzen, SP/1B	1st
2011	Branden Kline, rp	1st
2011	Will Roberts, SP	2nd
2013	Kyle Crockett, rp	3rd
2014	Nathan Kirby, SP	2nd
2015	Matt Thaiss, C	3rd
2016	Connor Jones, SP	1st
2016	Matt Thaiss, C	3rd
2016	Adam Haseley, UT	3rd

Virginia Tech

1999	Larry Bowles, OF	3rd
2003	Matt Daulton, rp	1st

Wake Forest

2000	Cory Sullivan, OF	3rd
2001	Cory Sullivan, OF	1st
2001	Dave Bush, rp	2nd
2002	Kyle Sleeth, SP	2nd
2002	Dave Bush, rp	2nd
2002	Adam Bourassa, OF	3rd
2003	Jamie D'Antona, 3B	1st
2003	Kyle Sleeth, SP	2nd
2015	Will Craig, 1B	1st
2016	Will Craig, 3B	1st

D1BASEBALL

Clemson

2015	Matthew Crownover, SP	3rd
2016	Seth Beer, OF	1st
2016	Chris Okey, C	3rd

Florida State

2015	DJ Stewart, OF	2nd
2016	Taylor Walls, SS	3rd

Louisville

2015	Brendan McKay, UT	1st
2015	Corey Ray, OF	3rd
2016	Corey Ray, OF	1st
2016	Brendan McKay, UT	1st
2016	Nick Solak, 2B	2nd
2016	Drew Harrington, SP	2nd

Miami

2015	David Thompson, 3B	1st
2016	Zack Collins, C	1st

Virginia

2016	Matt Thaiss, C	2nd
2016	Connor Jones, SP	2nd

Wake Forest

2015	Will Craig, 1B	1st
2016	Will Craig, 3B	1st



National Honors

FRESHMEN ALL-AMERICANS

1984
 Jeff Mons, Georgia Tech BA
 Alex Wallace, NC State BA-2

1985
 Paul Grassman, NC State BA-2

1986
 Ty Griffin, Georgia Tech BA
 Frank Bolick, Georgia Tech BA
 Jeff Hartssock, NC State BA-1

1987
 Sam Drake, Georgia Tech BA
 Brian Bark, NC State BA-2

1989
 Mike Hostetler, Georgia Tech BA

1990
 Carlton Fleming, Georgia Tech CB

1991
 Billy McMillon, Clemson BA
 Jason Varitek, Georgia Tech CB
 Pat Clougherty, NC State BA-2

1992
 Nomar Garciaparra, Georgia Tech BA, CB
 Brad Rigby, Georgia Tech BA
 Michael Smith, Georgia Tech BA
 Jay Payton, Georgia Tech BA
 Terry Harvey, NC State BA-1, CB-1

1993
 Shane Monahan, Clemson BA, CB
 Scott Winchester, Clemson CB
 Scott Schoeneweis, Duke CB-1
 Ryan Ritter, Georgia Tech BA, CB

1994
 Tom Sergio, NC State BA-1, CB-1

1995
 Matthew LeCroy, Clemson BA, CB
 Kris Wilson, Georgia Tech BA
 Jake Weber, NC State BA-1, CB-1

1996
 Jeff Becker, Duke BA-2
 Chuck Crowder, Georgia Tech BA
 Jay Hood, Georgia Tech BA
 Pat Malloy, Wake Forest CB
 Jon Palmieri, Wake Forest CB

1997
 Ryan Mottl, Clemson CB
 Vaughn Schill, Duke BA, CB
 Brian Roberts, North Carolina CB

1998
 Patrick Boyd, Clemson SN-1, CB
 Brent Reid, Duke CB
 Matt Diaz, Florida State SN-1, CB
 Jon McDonald, Florida State SN-1, CB
 Cory Vance, Georgia Tech CB
 Manny Crespo, Miami CB

Ryan Earey, North Carolina SN-2, CB
 Dan Moylan, North Carolina CB
 Nick Stocks, Florida State SN-2
 Pat Pinkman, Virginia Tech CB
 Danny Borrell, Wake Forest CB
 Corey Slavik, Wake Forest CB

1999
 Khalil Greene, Clemson BA-3rd
 Blair Varnes, Florida State BA-1, CB
 Mark Teixeira, Georgia Tech BA-1, CB
 Mike Rodriguez, Miami CB
 Brian Wright, NC State BA-3rd, CB
 Dan D'Amato, NC State BA-3rd
 Jason Bush, Virginia Tech CB

2000
 Jeff Baker, Clemson CB
 Jarrod Schmidt, Clemson CB
 Matt Lynch, Florida State BA-3rd, CB
 Jeff Watchko, Georgia Tech BA, CB
 Danny Matienzo, Miami CB
 Kevin Howard, Miami CB
 Adam Greenberg, North Carolina BA, CB
 Mike Prochaska, NC State BA-3rd
 Joe Saunders, Virginia Tech CB
 Ben Clayton, Wake Forest CB

2001
 Tony Richie, Florida State CB
 Matt Murton, Georgia Tech CB
 Kyle Bakker, Georgia Tech CB
 George Huguet, Miami CB
 Jamie D'Antona, Wake Forest CB

2002
 Chris Lambert, Boston College BA, CB
 Drew Locke, Boston College CB
 Tim Layden, Duke BA-2
 Stephen Drew, Florida State CB
 Stephen Drew, Florida State BA-1, CB
 Eric Patterson, Georgia Tech BA-1, CB
 Jeremy Slayden, Georgia Tech BA-1
 Chris Iannetta, North Carolina BA-2
 Ben Ingold, Wake Forest CB

2003
 Robert Rohrbaugh, Clemson CB
 Eddy Martinez-Estevé, Florida State CB
 Mark Sauls, Florida State CB
 Micah Owings, Georgia Tech BA, CB
 Tyler Greene, Georgia Tech BA, CB
 Ryan Braun, Miami CB
 Gaby Sanchez, Miami CB
 Adam Kalkhof, North Carolina CB
 Joey Devine, NC State BA, CB
 Michael Rogers, NC State BA, CB
 Ryan Kennedy, Virginia Tech CB

2004
 Brian Schultz, Florida State CB
 Ryne Malone, Florida State BA-2, CB
 Jon Jay, Miami BA-1, CB
 Danny Gil, Miami BA-1, CB
 Daniel Bard, North Carolina BA-2, CB
 Andrew Miller, North Carolina BA-2
 Jim Negrych BA-1, CB
 Sean O'Brien, Virginia Tech CB

2005
 Taylor Harbin, Clemson BA-1, CB
 Danny Payne, Georgia Tech BA-2
 Matt Wieters, Georgia Tech BA-1, CB
 Chad Flack, North Carolina CB
 Josh Horton, North Carolina CB
 Seth Williams, North Carolina CB
 Robert Brant, Pitt CB
 Sean Doolittle, Virginia BA-1, CB
 Pat McAnaney, Virginia CB
 Robert Poutier, Virginia CB

2006
 Tim Federowicz, North Carolina BA-1, CB
 Jemile Weeks, Miami BA-1, CB
 Jacob Thompson, Virginia BA-1, CB
 Allan Dykstra, Wake Forest BA-2, CB
 David Adams, Virginia BA-2, CB
 Greg Miclat, Virginia CB
 Buster Posey, Florida State CB
 Jeremy Farrell, Virginia CB

2007
 Dustin Ackley, North Carolina BA-1, CB
 Eric Erickson, Miami BA-1, CB
 Mark Sobolewski, Miami BA-1, CB
 Tim Fedroff, North Carolina BA-2, CB
 Dallas Poulik, NC State BA-2, CB
 Jason Stidham, Florida State BA-2, CB
 Michael Seander, Duke CB

2008
 Chris Hernandez, Miami BA-1, CB
 Kyle Parker, Clemson BA-1, CB
 Derek Dietrich, Georgia Tech BA-2, CB
 Matt Harvey, North Carolina BA-2, CB
 Colin Bates, North Carolina CB
 Stuart Tapley, Florida State CB
 Dan Grovatt, Virginia CB
 Deck McGuire CB

2009
 Danny Hultzen, Virginia BA-1, CB
 Sean Gimartin, Florida State BA-1, CB
 Matt Skole, Georgia Tech BA-2, CB
 Levi Michael, North Carolina CB
 Steve Proscia, Virginia CB

2010
 Marcus Stroman, Duke BA-1
 E.J. Encinosa, Miami CB
 Matt Conway, Wake Forest CB
 Brian Goodwin, North Carolina CB

2011
 Chris Marconcini, Duke BA-1, CB
 Kyle Wren, Georgia Tech BA-2, CB
 Bryan Radziewski, Miami BA-2
 Kent Emanuel, North Carolina BA-1
 Zane Evans, North Carolina BA-1
 Colin Moran, North Carolina BA-1, CB

2012
 Mike Compton, Florida State BA-2, CB
 Brandon Leibrandt, Florida State BA-1, CB
 Benton Moss, North Carolina BA-1, CB
 Carlos Rodon, NC State BA-1, CB
 Trea Turner, NC State BA-1, CB
 Jake Fincher, NC State BA-2
 Derek Fisher, Virginia BA-1, CB
 Mark Zagunis, Virginia Tech CB

2013
 Matthew Crownover, Clemson BA-2, CB
 Steven Dugger, Clemson CB
 DJ Stewart, Florida State BA-1, CB
 Matt Gonzalez, Georgia Tech CB
 Skye Bolt, North Carolina BA-1, CB
 Landon Lassiter, North Carolina BA-1, CB
 Trent Thornton, North Carolina BA-1, CB
 Joe McCarthy, Virginia BA-1, CB

2014
 Brandon Lowe, Maryland BA-1, CB
 Mike Shawaryn, Maryland BA-2, CB
 Zack Collins, Miami BA-1, CB
 Bryan Garcia, Miami BA-1, CB
 Andrew Knizner, NC State BA-2, CB
 Daniel Pinero, Virginia CB
 Will Craig, Wake Forest CB

2015
 Reed Rohlman, Clemson D1-1, BA-1, CB
 Dylan Busby, Florida State CB
 Kel Johnson, Georgia Tech D1-2, BA-2, CB
 Brendan McKay, Louisville D1-1, BA-1, CB
 Lincoln Henzman, Louisville D1-2, BA-2, CB
 Sean Leland, Louisville CB
 Michael Mediavilla, Miami CB
 Brian Brown, NC State D1-1, BA-1
 Brad Bass, Notre Dame CB
 Sean Guenther, Notre Dame CB
 Pavin Smith, Virginia D1-2, BA-2, CB
 Adam Haseley, Virginia CB
 Stuart Fairchild, Wake Forest BA-2nd, CB

2016
 Jacob Stevens, Boston College D1-2, BA-2
 Seth Beer, Clemson WA-1, D1-1, BA-1, CB
 Jimmy Herron, Duke CB
 Cal Raleigh, Florida State D1-1, BA-1, CB
 Tyler Holton, Florida State D1-2, BA-2
 Joey Bart, Georgia Tech BA-2, CB
 Tristan English, Georgia Tech D1-2, CB
 Frankie Bartow, Miami CB
 Brett Kinneman, N.C. State CB
 Matt Vierling, Notre Dame WA-2, CB

CB-Collegiate Baseball, BA-Baseball America, SN-Sporting News, D1-D1Baseball, WA - NCBWA



National & Conference Honors

NATIONAL PLAYER OF THE YEAR

ABCA	
Jason Varitek, Georgia Tech, C	1994
Kris Benson, Clemson, P	1996
J.D. Drew, Florida State, OF	1997
Khalil Greene, Clemson, SS	2002
James Ramsey, Florida State	2012

Baseball America	
Kris Benson, Clemson, P	1996
J.D. Drew, Florida State, OF	1997
Mark Teixeira, Georgia Tech, 3B	2000
Khalil Greene, Clemson, SS	2002
Andrew Miller, North Carolina, P	2006
Buster Posey, Florida State, C	2008

Rivals.com	
Dustin Ackley, North Carolina, 1B	2009

Brooks Wallace Award	
Jason Varitek, Georgia Tech, C	1994
Kris Benson, Clemson, P	1996
Buster Posey, Florida State, C	2008
Brad Miller, Clemson, SS	2011
Trea Turner, NC State, SS	2014

Collegiate Baseball	
Ryan Jackson, Duke, OF/P	1994
Kris Benson, Clemson, P	1996
J.D. Drew, Florida State, OF	1997
Khalil Greene, Clemson, SS	2002
Shane Robinson, Florida State, OF	2005
Tony Thomas, Jr., Florida State, 2B	2007
Buster Posey, Florida State, C	2008

D1Baseball	
Will Craig, Wake Forest, 3B	2016

Dick Howser Trophy	
Mike Fiore, Miami	1987
Jason Varitek, Georgia Tech, C	1994
Kris Benson, Clemson, P	1996
J.D. Drew, Florida State, OF	1997
Mark Teixeira, Georgia Tech, 3B	2000
Khalil Greene, Clemson, SS	2002
Buster Posey, Florida State, C	2008
Seth Beer, Clemson, OF	2016

Golden Spikes Award	
Mike Fuentes, Florida State	1981
Mike Loynd, Florida State	1986
Jason Varitek, Georgia Tech, C	1994
J.D. Drew, Florida State, OF	1997
Pat Burrell, Miami, 3B	1998
Khalil Greene, Clemson, SS	2002
Buster Posey, Florida State, C	2008

John Olerud Award	
Danny Hultzen, Virginia, 1B/P	2011
Brendan McKay, Louisville, UT	2015
Brendan McKay, Louisville, UT	2015

Johnny Bench Award	
Buster Posey, Florida State, C	2008
Zack Collins, Miami, C	2016

Lefty Gomez Plate Award	
Orlando Gonzalez, Miami, 1B	1974

National Collegiate Baseball Writers Association	
Jason Varitek, Georgia Tech, C	1994
Kris Benson, Clemson, P	1996

NCBWA Stopper of the Year	
Bryan Garcia, Miami, rp	2016

Roger Clemens Award	
Andrew Miller, North Carolina, P	2006

Rotary Smith Award	
Jason Varitek, Georgia Tech, C	1994
Kris Benson, Clemson, P	1996
Khalil Greene, Clemson, SS	2002

Sporting News Award	
J.D. Drew, Florida State, OF	1997
Mark Teixeira, Georgia Tech, 3B	2000

NATIONAL ROOKIE OF THE YEAR

Baseball America	
Alex Fernandez, Miami, P	1989
Pat Burrell, Miami, 3B	1996
Brian Roberts, North Carolina, SS	1997
Kevin Howard, Miami, 3B/ss	2000
Stephen Drew, Florida State, SS	2002
Ryan Braun, Miami, SS	2003
Dustin Ackley, North Carolina, 1B	2007
Chris Hernandez, Miami, P	2008
Colin Moran, North Carolina, 3B	2011
Carlos Rodon, NC State, P	2012
Zack Collins, Miami, C	2014
Brendan McKay, Louisville, UT	2015
Seth Beer, Clemson, OF	2016

Collegiate Baseball	
Brian Roberts, North Carolina, SS	1997
Mark Teixeira, Georgia Tech, 3B	1999
Blair Varnes, Florida State, P	1999
Jamie D'Antona, Wake Forest, 1B	2001
Dustin Ackley, North Carolina, 1B	2007
Carlos Rodon, NC State, P	2012
Brendan McKay, Louisville, UT	2015
Seth Beer, Clemson, OF	2016

D1Baseball	
Brendan McKay, Louisville, UT	2015
Seth Beer, Clemson, OF	2016

NATIONAL COACH OF THE YEAR

D1Baseball	
Brian O'Connor, Virginia	2015

ABCA	
Brian O'Connor, Virginia	2015

Baseball America	
Ron Fraser, Miami	1981
Jim Morris, Miami	1994
Mike Fox, North Carolina	2008
Mike Martin, Florida State	2012

College Baseball Foundation	
Brian O'Connor, Virginia	2006

College Baseball Insider	
Elliott Avent, NC State	2003

NCBWA	
Brian O'Connor, Virginia	2009

Sporting News	
Danny Hall, Georgia Tech	1997

ACC U.S. OLYMPIANS

1984 (Los Angeles, California)	
Scott Bankhead	North Carolina
B.J. Surhoff	North Carolina

1988 (Seoul, Korea)	
Mike Milchin	Clemson
Ty Griffin	Georgia Tech
Mike Fiore	Miami
Billy Masse	Wake Forest

1992 (Barcelona, Spain)	
Chris Roberts	Florida State
Nomar Garciaparra	Georgia Tech
Jason Varitek	Georgia Tech
Jeff Alkire	Miami
Charles Johnson	Miami

1996 (Atlanta, Georgia)	
Kris Benson	Clemson
Billy Koch	Clemson
Matthew LeCroy	Clemson
Seth Greisinger	Virginia

2000 (Sydney, Australia)	
Doug Mientkiewicz	Florida State

ACC 50TH ANNIVERSARY

BASEBALL TEAM

Rusty Atkins	Clemson	1965-1967
Jake Austin	Wake Forest	1989-1992
Jeff Baker	Clemson	2000-2001
Scott Bankhead	North Carolina	1982-1984
Brian Bark	NC State	1987-1990
Brian Barnes	Clemson	1986-1989
Kris Benson	Clemson	1994-1996
Scott Bradley	North Carolina	1979-1981
Tom Bradley	Maryland	1967-1968
Kevin Brown	Georgia Tech	1984-1986
Brian Buchanan	Virginia	1992-1994
Mike Caldwell	NC State	1968-1971
J.D. Drew	Florida State	1995-1997
Nomar Garciaparra	Georgia Tech	1992-1994
Rusty Gerhardt	Clemson	1969-1972
Khalil Greene	Clemson	1999-2001
Tommy Gregg	Wake Forest	1982-1985
Seth Greisinger	Virginia	1994-1996
John-Ford Griffin	Florida State	1999-2001
Ty Griffin	Georgia Tech	1986-1988
Terry Harvey	NC State	1992-1995
Bert Heffernan	Clemson	1985-1988
Riccardo Ingram	Georgia Tech	1986-1987
Ryan Jackson	Duke	1991-1994
Jonathan Johnson	Florida State	1993-1995
Jimmy Key	Clemson	1980-1982
Billy Koch	Clemson	1994-1996
Matthew LeCroy	Clemson	1995-1997
Mike MacDougal	Wake Forest	1997-1999
Quinton McCracken	Duke	1989-1992
Marshall McDougall	Florida State	1999-2000
Billy Merrifield	Wake Forest	1980-1983
Shane Monahan	Clemson	1993-1995
Jeremy Morris	Florida State	1994-1997
Jim Norris	Maryland	1968-1970
Jon Palmieri	Wake Forest	1996-1999
Jay Payton	Georgia Tech	1992-1994
Jim Poole	Georgia Tech	1986-1988
Brad Rigby	Georgia Tech	1992-1994
Scott Schoeneweis	Duke	1993-1996
Billy Scripture	Wake Forest	1962-1964
Tom Sergio	NC State	1994-1997
Brick Smith	Wake Forest	1978-1981
Billy Spiers	Clemson	1985-1987
B.J. Surhoff	North Carolina	1983-1985
Mark Teixeira	Georgia Tech	1999-2001
Jason Varitek	Georgia Tech	1991-1994
Jake Weber	NC State	1995-1998
Walt Weiss	North Carolina	1983-1985
Paul Wilson	Florida State	1992-1994
Tracy Woodson	NC State	1982-1984
Turtle Zaun	NC State	1985-1988



ACC Players of the Week

1989

Mike Hostetler..... Georgia Tech (2)
 Brian Bark..... NC State (2)
 Brian Barnes..... Clemson (2)
 Jake Austin..... Wake Forest
 Anthony Maisano..... Georgia Tech
 Frank Maney..... North Carolina
 Brad Rhodes..... NC State
 Bobby Russell..... NC State
 John Thoden..... North Carolina
 Chris Kughn..... Virginia
 Darren Bragg..... Georgia Tech
 Lou Holcomb..... Maryland

1990

Steve Estroff..... North Carolina (2)
 Chris Cox..... North Carolina
 Buddy Jenkins..... Wake Forest
 Robbie Bark..... NC State
 Kenny Bonifay..... Georgia Tech
 Michael Butler..... NC State
 Mike Hostetler..... Georgia Tech
 Ron Maurer..... North Carolina
 Anthony Maisano..... Georgia Tech
 Tim Parker..... Clemson
 Steve Cunha..... Virginia
 George Coghill..... Wake Forest

1991

Chris Cox..... North Carolina
 Kevin Stock..... Virginia
 Marc Pisciotta..... Georgia Tech
 Cass Hopkins..... Duke
 Chris Kowalcik..... Wake Forest
 Quinton McCracken..... Duke
 Brad Woodall..... North Carolina
 Jason Angel..... Clemson
 Buddy Jenkins..... Wake Forest
 Andy Bruce..... Georgia Tech
 Michael Spiers..... Clemson
 Jeff Pierce..... NC State

1992

Player
 Derek Hacopian..... Maryland (3)
 Jake Austin..... Wake Forest (2)
 Kevin Northrup..... Clemson (2)
 Manny DaSilva..... North Carolina
 Chris Roberts..... Florida State
 Chris Cox..... North Carolina
 Keith Williams..... Clemson
 Joe Taylor..... Clemson
 Brandon Hensley..... Georgia Tech
 Nandy Serrano..... Florida State

Pitcher

David Albert..... Georgia Tech (2)
 Brett Binkley..... Georgia Tech (2)
 Terry Harvey..... NC State (2)
 Chris Roberts..... Florida State (2)
 Jamie Wolkosky..... NC State
 Roger Bailey..... Florida State
 Mike Kotarski..... Duke
 Mike Buddie..... Wake Forest
 Frank Lankford..... Virginia
 Jon Rayne..... Maryland
 Matt Donahue..... NC State

1993

Player
 Jason Varitek..... Georgia Tech (2)
 Billy McMillon..... Clemson
 Scott Pironi..... Duke
 Mike Martin..... Florida State
 Chad Holbrook..... North Carolina
 Casey Jowers..... Duke
 Matt Riggs..... Wake Forest
 Tim Tracey..... NC State
 Ryan Jackson..... Duke
 Jeff Morris..... Clemson

Pitcher

Paul Wilson..... Florida State (3)
 Bret Wagner..... Wake Forest
 Shawn Senior..... NC State
 Terry Harvey..... NC State
 Tom Crowley..... Virginia
 Buck Hall..... Georgia Tech
 Marc Palmieri..... Wake Forest
 Brad Rigby..... Georgia Tech
 Steve Paasch..... Maryland

1994

Player
 Nomar Garciaparra..... Georgia Tech (2)
 Larry Edens..... NC State
 Jay Payton..... Georgia Tech
 Cookie Massey..... North Carolina
 Brandon Hensley..... Georgia Tech
 Bret Wagner..... Wake Forest
 Mark Wells..... NC State
 Jason Varitek..... Georgia Tech
 Jason Kramer..... Wake Forest
 Chris Madonna..... North Carolina
 David Miller..... Clemson
 Andy Barkett..... NC State
 Dan Goucher..... Maryland
 Ryan Jackson..... Duke
 Mike Hampton..... Clemson
 Shane Monahan..... Clemson

Pitcher

Paul Wilson..... Florida State (3)
 Terry Harvey..... NC State (3)
 Thad Chrismon..... North Carolina (2)
 Scott Winchester..... Clemson (2)
 Andy Taulbee..... Clemson (2)
 Jonathan Johnson..... Florida State
 Steve Paasch..... Maryland
 Michael Holtz..... Clemson
 Ross Atkins..... Wake Forest
 Brian Willman..... North Carolina
 Bobby Rodgers..... Wake Forest
 Al Gogolin..... Georgia Tech
 Brad Rigby..... Georgia Tech
 Ryan Jackson..... Duke
 Ken Vining..... Clemson

1995

Player
 Tony Ellison..... NC State (2)
 Tucker Barr..... Georgia Tech (2)
 David Miller..... Clemson (2)
 Doug Mientkiewicz..... Florida State
 Ryan Ritter..... Georgia Tech
 Shane Monahan..... Clemson
 Tom Sergio..... NC State
 Matt Saier..... Georgia Tech
 David Boone..... North Carolina
 Andy Barkett..... NC State
 Justin Counts..... Virginia

1996

Player
 Jason Dawsey..... Clemson (2)
 David Yocum..... Florida State (2)
 Ethan Stein..... North Carolina (2)
 Brian Willman..... North Carolina
 Joel Canady..... Virginia
 Jonathan Johnson..... Florida State
 John Cappelmann..... Virginia
 Chuck Howell..... Florida State
 Mike Bell..... Florida State
 Charlie Cruz..... Florida State
 Pat Daneker..... Virginia
 Seth Greisinger..... Virginia
 Jamie Eggleston..... Clemson
 Sean Murphy..... North Carolina
 Mark Seaver..... Wake Forest

1996

Player
 J.D. Drew..... Florida State (3)
 Jeremy Morris..... Florida State (2)
 Brian Whitlock..... North Carolina (2)
 Scooby Morgan..... Florida State
 Garry Maddox..... Maryland
 Robby McIver..... North Carolina
 Josh Itzoe..... Wake Forest
 Adam Leggett..... Georgia Tech
 Seth Greisinger..... Virginia

Pitcher

Kris Benson..... Clemson (6)
 Seth Greisinger..... Virginia (2)
 Brett Black..... NC State (2)
 Corey Lee..... NC State
 Scott Schoeneweis..... Duke
 Zach Diaz..... Florida State
 Eric Milton..... Maryland
 Michael Holmes..... Wake Forest

1997

Player
 J.D. Drew..... Florida State (3)
 Mark Fischer..... Georgia Tech (3)
 Jeremy Morris..... Florida State (3)
 Chris Combs..... NC State (2)
 J.J. Thomas..... Georgia Tech
 Matthew LeCroy..... Clemson
 Vaughn Schill..... Duke
 Scott Prather..... Georgia Tech
 Jake Weber..... NC State
 Dave Lardieri..... Wake Forest
 Adam Leggett..... Georgia Tech

Pitcher

Kris Wilson..... Georgia Tech (4)
 Randy Choate..... Florida State (2)
 Casey Kennedy..... Virginia (2)
 Brett Black..... NC State
 Chris Capuano..... Duke
 Tim LaVigne..... Virginia
 Ryan Mottl..... Clemson
 Randy Niles..... Florida State
 Mike Wooden..... Maryland
 Brandon Agamennone..... Maryland
 John Hendricks..... Wake Forest
 Mike MacDougall..... Wake Forest

1998

Player
 Brian Cox..... Florida State (3)
 Ryan Gilleland..... Virginia
 Jay Madeira..... North Carolina
 Jarrett Shearin..... North Carolina

Patrick Boyd..... Clemson
 Terry Henderson..... Florida State
 Jeremy Salazar..... Florida State
 Matt Padgett..... Clemson
 Casey Trout..... Maryland
 Brian Ellis..... Clemson
 Chris LaMarsh..... North Carolina

Pitcher

Ryan Mottl..... Clemson (2)
 John Hendricks..... Wake Forest (2)
 Kyle Snyder..... North Carolina (2)
 Chuck Crowder..... Georgia Tech (2)
 Casey Kennedy..... Virginia
 Wes Crawford..... Florida State
 Chris Chavez..... Florida State
 Scott Prather..... Georgia Tech
 Stephen Cowie..... Duke
 Jon McDonald..... Florida State
 Nick Stocks..... Florida State
 L.J. Yankosky..... Georgia Tech

1999

Player
 Matt Diaz..... Florida State (3)
 Jon Palmieri..... Wake Forest (3)
 M. McDougall..... Florida State (3)
 Tyrell Godwin..... North Carolina
 Mark Teixeira..... Georgia Tech
 Jason Basil..... Georgia Tech
 Jeremiah Klosterman..... Florida State
 Danny Borrell..... Wake Forest
 Brad Stockton..... Georgia Tech
 Eric Beer..... Maryland
 Jason Harris..... Clemson
 Brian Ward..... NC State
 Vaughn Schill..... Duke

Pitcher

Dan D'Amato..... NC State (3)
 Mike MacDougall..... Wake Forest (3)
 Chuck Crowder..... Georgia Tech (2)
 Chris Capuano..... Duke
 Brandon Creswell..... Virginia
 Nick Stocks..... Florida State
 Tom Curtiss..... Maryland
 Stephen Cowie..... Duke
 Chris Heck..... Clemson
 Chris Chavez..... Florida State

2000

Player
 Mark Teixeira..... Georgia Tech (3)
 Sean Farrell..... North Carolina (2)
 Corey Slavik..... Wake Forest (2)
 Marshall McDougall..... Florida State (2)
 John-Ford Griffin..... Florida State
 Ryan Earey..... North Carolina
 Bryan Prince..... Georgia Tech
 Craig Munroe..... Maryland
 Khalil Greene..... Clemson
 Jason Basil..... Georgia Tech

Pitcher

Cory Vance..... Georgia Tech (4)
 Mike Ziegler..... Florida State (3)
 Scott Berney..... Clemson (2)
 Jon McDonald..... Florida State
 Will Parker..... Virginia
 Scott Siemon..... Wake Forest
 Dan D'Amato..... NC State
 Ben Clayton..... Wake Forest
 Ryan Mottl..... Clemson
 Nick Glaser..... Clemson



ACC Players of the Week

Eric Schmitt Wake Forest
 Jamie Hammond Maryland
 Joe Hart Maryland

2001

Player

Cory Sullivan Wake Forest (2)
 John-Ford Griffin Florida State (2)
 Mark Teixeira Georgia Tech
 Richard Lewis Georgia Tech
 Ryan Riley Clemson
 Bryan Prince Georgia Tech
 Brian Wright NC State
 Hunter Wyant Virginia
 Karl Jernigan Florida State
 Steve Oursler Maryland
 Dan Street Virginia
 David Mason Duke
 Ryan Barthelemy Florida State
 Khalil Greene Clemson
 Dave Bush Wake Forest

Pitcher

Brandon Creswell Virginia (3)
 Matt Henrie Clemson (2)
 Steve Reba Clemson (2)
 Dave Bush Wake Forest
 Dan Street Virginia
 Kevin Thompson Duke
 Steve Kelly Georgia Tech
 Blair Varnes Florida State
 Cory Sullivan Wake Forest
 Ralph Roberts North Carolina
 Scott Autrey North Carolina

2002

Khalil Greene Clemson (3)
 Jeff Alleva Duke
 Jeff Baker Clemson
 Garry Bakker North Carolina
 Kyle Bakker Georgia Tech
 Nick Blue Wake Forest
 Matthew Boggs Georgia Tech
 Tim Coffield NC State
 Stephen Drew Florida State
 Adam Greenberg North Carolina
 Michael Johnson Clemson
 Jeff Kamrath Virginia
 Sean Kane Maryland
 Matt Lynch Florida State
 Chris Maples North Carolina
 John McCurdy Maryland
 Mike Prochaska NC State
 Tony Richie Florida State
 Kyle Sleeth Wake Forest

2003

Player

Jeremy Cleveland North Carolina (2)
 Jeremy Dutton NC State (2)
 Tony Richie Florida State
 Sammy Hewitt North Carolina
 Joe Gaetti NC State
 Jamie D'Antona Wake Forest
 Colt Morton NC State
 Justin Riley NC State
 Michael Johnson Clemson
 Blake Balkcom Florida State
 Tony McQuade Florida State
 Garrick Evans Clemson
 Brian Burks Georgia Tech

Pitcher

Kyle Sleeth Wake Forest (3)
 Tyler Lumsden Clemson (2)
 Daniel Davidson Florida State (2)
 Steve Schmall Maryland (2)
 Daniel Hodges Florida State
 Vern Sterry NC State
 Jeff Kamrath Virginia
 Kyle Bakker Georgia Tech
 Paul Harrelson Clemson
 Chris Goodman Georgia Tech
 Patrick Hogan Clemson

2004

Player

Joe Koshansky Virginia (2)
 Eddy Martinez-Esteve Florida State (2)
 Clifton Remole Georgia Tech (2)
 Gibbs Chapman Florida State
 Brad McCann Clemson
 Wes Hodges Georgia Tech
 Micah Owings Georgia Tech
 Marshall Hubbard North Carolina
 Kris Harvey Clemson
 Brian Hernandez Duke
 Jay Cox North Carolina
 Garrick Evans Clemson
 Steven Blackwood Georgia Tech
 Stephen Drew Florida State
 Eric Patterson Georgia Tech

Pitcher

Mike Rogers NC State (5)
 Micah Owings Georgia Tech (2)
 Vern Sterry NC State
 Eddie Cannon Florida State
 Casey Lambert Virginia
 Zach Schreiber Duke
 Andrew Dobies Virginia
 Matt Avery Virginia
 Tim Layden Duke
 Joe Koshansky Virginia
 Rhett James Florida State

2005

Player

Kris Harvey Clemson (2)
 Matt Wieters Georgia Tech (2)
 Adam Murray Duke
 Shane Robinson Florida State
 Brendan Enick Wake Forest
 Jeremy Slayden Georgia Tech
 Chad Flack North Carolina
 Brendan Katin Miami
 Alex Garabedian Miami
 Taylor Harbin Clemson
 Wes Hodges Georgia Tech
 Eddy Rodriguez Miami
 Ryne Malone Florida State

Pitcher

Cesar Carrillo Miami (2)
 Josh Cribb Clemson (2)
 Mike Ballard Virginia
 Ryan Kennedy Virginia Tech
 Andrew Miller North Carolina
 Gib Hobson NC State
 Andrew Miller North Carolina
 Barrett Browning Florida State
 Ben Pfingraff Maryland
 Branden Knapp NC State
 Stephen Faris Clemson
 Bryan Henry Florida State
 Ryan Kennedy Virginia Tech

Mark Sauls Florida State

2006

Player

Tyler Colvin Clemson (2)
 Andy D'Alessio Clemson (2)
 Matt Mangini NC State
 Kyle Thomas Virginia Tech
 Dennis Guinn Florida State
 Danny Payne Georgia Tech
 Eddy Rodriguez Miami
 Jay Cox North Carolina
 Brandon Marsh Virginia
 Reid Fronk North Carolina
 Evan Ocheltree Wake Forest
 Mike Trapani Georgia Tech
 Benji Johnson North Carolina
 Marquez Smith Clemson
 Shawn McGill Boston College

Pitcher

Andrew Miller North Carolina (3)
 Daniel Bard North Carolina (2)
 Brett Tidball Maryland
 Brian Henry Florida State
 Charlie Mellies Wake Forest
 Tyler Chambliss Florida State
 Casey Lambert Virginia
 Josh Cribb Clemson
 Mike Ballard Virginia
 Sean Doolittle Virginia
 Barret Browning Florida State
 Robert Woodard North Carolina

2007

Player

Tony Thomas, Jr. Florida State (3)
 Greg Miclat Virginia
 Mark Sobolewski Miami
 Willy Fox Wake Forest
 Dustin Ackley North Carolina (2)
 Brandon Reichert Florida State
 Buster Posey Florida State
 Danny Payne Georgia Tech
 Doug Hogan Clemson
 Marquez Smith Clemson
 Andy D'Alessio Clemson
 Jason Stidham Florida State

Pitcher

Kevin Biringir Maryland
 Robert Woodard North Carolina
 Andrew Brackman NC State
 Michael Ness Duke
 Andrew Carignan North Carolina
 David Duncan Georgia Tech (2)
 Tony Bajoczky Duke
 Eric Niesen Wake Forest
 Jacob Thompson Virginia (2)
 Enrique Garcia Miami
 Bryan Henry Florida State (2)
 Danny Rosen Florida State
 Casey Lambert Virginia

2008

Player

Mike McGee Florida State
 Dustin Ackley North Carolina (2)
 Dennis Guinn Florida State (2)
 Yonder Alonso Miami (2)
 Alex Hassan Duke
 Buster Posey Florida State
 Ryan Pond NC State

Blake Tekotte Miami
 Kyle Parker Clemson
 Derek Dietrich Georgia Tech
 Tim Fedroff North Carolina

Pitcher

Andrew Carraway Virginia (2)
 Zach Von Tersch Georgia Tech
 Clayton Shunick NC State
 Matt Faircl Florida State
 Pat McAnaney Virginia
 Graham Stoneburner Clemson
 Ryan Hinson Clemson
 Ryan Strauss Florida State
 Chris Manno Duke
 Chris Hernandez Miami
 Eric Erickson Miami
 Rob Wooten North Carolina
 Scott Swinson Maryland

2009

Player

Anthony Sosnoskie Virginia Tech
 Tyler Holt Florida State
 Tony Sanchez Boston College (2)
 Dustin Ackley North Carolina
 Matt Skole Georgia Tech
 Stephen Cardullo Florida State
 Kyle Parker Clemson
 Jeff Rowland Georgia Tech
 Jeff Schaus Clemson
 Mark Fleury North Carolina
 Jason Stidham Florida State
 Tommy Oravetz Florida State
 Chris Hermann Miami

Pitcher

Deck McGuire Georgia Tech
 David Gutierrez Miami
 Kyle Bellamy Miami
 Danny Hultzen Virginia
 Andrew Wolcott Duke
 Brian Moran North Carolina
 Justin Sarratt Clemson
 Chris Dwyer Clemson
 Alex White North Carolina
 Justin Wright Virginia Tech
 Pat Dean Boston College
 Christopher Manno Duke
 Matt Harvey North Carolina

2010

Player

Dallas Poulk NC State
 Sherman Johnson Florida State
 Stephen Cardullo Florida State
 Dan Grovatt Virginia
 Kyle Parker Clemson
 Derek Dietrich Georgia Tech
 Tyler Holt Florida State (2)
 Austin Wates Virginia Tech
 Yasmani Grandal Miami
 Robbie Anston Boston College
 Phil Gosselin Virginia
 Kyle Parker Clemson
 Steve Domecus Virginia Tech
 Drew Poulk NC State
 Wilson Boyd Clemson

Pitcher

Jed Bradley Georgia Tech
 Danny Hultzen Virginia
 Matt Harvey North Carolina (2)
 Pat Dean Boston College



ACC Players of the Week

Chris Hernandez..... Miami (2)
Justin Wright)..... Virginia Tech (2)
Mike Dennhardt..... Boston College
Jake Buchanan..... NC State
David Gutierrez..... Miami
Robert Morey..... Virginia
Colin Bates..... North Carolina

2011

Player

James Ramsey..... Florida State
Mike McGee..... Florida State (2)
Matt Conway..... Wake Forest
Dennis O'Grady..... Duke
Kyle Wren..... Georgia Tech
Colin Moran..... North Carolina
Richie Shaffer..... Clemson
Rony Rodriguez..... Miami
Brad Miller..... Clemson (3)
Steven Proscia..... Virginia
Andrew Rash..... Virginia Tech
Chris Epps..... Clemson

Pitcher

Dennis O'Grady..... Duke
Danny Hultzen..... Virginia (2)
Sean Gilmartin..... Florida State (3)
Mark Pope..... Georgia Tech (3)
Cory Mazzoni..... NC State
Tim Cooney..... Wake Forest
Will Roberts..... Virginia
Justin Sarratt..... Clemson
Buck Farmer..... Georgia Tech
Tyler Wilson..... Virginia
Patrick Johnson..... North Carolina

2012

Player

Anthony Melchionda.. Boston College (2)
James Ramsey..... Florida State
Richie Shaffer..... Clemson (3)
Chris Diaz..... NC State
Peter O'Brien..... Miami
Jacob Stallings..... North Carolina
Trea Turner..... NC State
Jake Davies..... Georgia Tech
Spencer Kieboom..... Clemson
Justin Gonzalez..... Florida State
Stephen Bruno..... Virginia
Ryan Mathews..... NC State

Pitcher

Robert Huber..... Duke
Tim Cooney..... Wake Forest (2)
Brian Holmes..... Wake Forest
Michael Morin..... North Carolina
Marcus Stroman..... Duke
Branden Kline..... Virginia
Buck Farmer..... Georgia Tech
E.J. Encinosa..... Miami
Carlos Rodon..... NC State
Anthony Tzamtzis..... NC State
Hobbs Johnson..... North Carolina
Shane Taylor..... North Carolina
Cole Pitts..... Georgia Tech

2013

Player

DJ Stewart..... Florida State (2)
Zane Evans..... Georgia Tech (2)
Cody Stubbs..... North Carolina (2)
Mike Papi..... Virginia (2)
Chad Pinder..... Virginia Tech

Garrett Boulware..... Clemson
Jordan Betts..... Duke
Marcus Davis..... Florida State
Stephen McGee..... Florida State
Charlie White..... Maryland
Tarran Senay..... NC State
Colin Moran..... North Carolina
Andrew Rash..... Virginia Tech

Pitcher

Buck Farmer..... Georgia Tech (2)
Jimmy Reed..... Maryland (2)
Carlos Rodon..... NC State (2)
Daniel Gossett..... Clemson
Matthew Crownover..... Clemson
Robert Huber..... Duke
Brandon Leibrandt..... Florida State
Dusty Isaacs..... Georgia Tech
Andrew Suarez..... Miami
Bryan Radziewski..... Miami
Benton Moss..... North Carolina
Austin Stadler..... Wake Forest

2014

Player

Derek Fisher..... Virginia
Chris Marconcini..... Duke
Jose Brizuela..... Florida State
Will Craig..... Wake Forest
Mark Zagunis..... Virginia Tech
Nick Howard..... Virginia
Steve Wilkerson..... Clemson
Joe McCarthy..... Virginia
Casey Smit..... Florida State
Connor Justus..... Georgia Tech
Chris Shaw..... Boston College
Zack Collins..... Miami
Trea Turner..... NC State
Dale Carey..... Miami
Parks Jordan..... North Carolina
Brett Austin..... NC State

Pitcher

Jake Stinnett..... Maryland (4)
Luke Weaver..... Florida State (2)
Daniel Gossett..... Clemson (2)
Michael Matuella..... Duke
Javi Salas..... Miami
Nathan Kirby..... Virginia
Drew Van Orden..... Duke
Reilly Hovis..... North Carolina
Carlos Rodon..... NC State
Andrew Chin..... Boston College

2015

Player

David Thompson..... Miami (3)
Zack Collins..... Miami (2)
Kel Johnson..... Georgia Tech
Cavan Biggio..... Notre Dame
Weston Wilson..... Clemson
Will Craig..... Wake Forest
DJ Stewart..... Florida State
Chris Shaw..... Boston College
Corey Ray..... Louisville
Chris Okey..... Clemson
Chris Marconcini..... Florida State
Matt Thaiss..... Virginia
Reed Rohlman..... Clemson

Pitcher

Sean Keselica..... Virginia Tech (2)
Matthew Crownover..... Clemson (2)
Kyle Funkhouser..... Louisville

Bailey Clark..... Duke
Billy Strode..... Florida State
T.J. Zeuch..... Pitt
Andy Suarez..... Miami
Ryan Smoyer..... Notre Dame
Josh Rogers..... Louisville
Mike King..... Boston College
Zac Gallen..... North Carolina
Boomer Biegalski..... Florida State
Brendan McKay..... Louisville
Thomas Woodrey..... Miami

2016

Player

Corey Ray (2)..... Louisville
Chance Shepard (2)..... NC State
Joe Cronin..... Boston College
Seth Beer..... Clemson
John Sansone..... Florida State
Quincy Nieporte..... Florida State
Evan Mendoza..... NC State
Logan Warmoth..... North Carolina
Tyler Ramirez..... North Carolina
Charles Leblanc..... Pitt
Nick Yarnall..... Pitt
Matt Thaiss..... Virginia
Nate Mondou..... Wake Forest
Stuart Fairchild..... Wake Forest
Will Craig..... Wake Forest

Pitcher

Zac Gallen (3)..... North Carolina
Pat Krall (2)..... Clemson
Connor Jones (2)..... Virginia
Justin Dunn..... Boston College
Alex Eubanks..... Clemson
Brian McAfee..... Duke
Brendan McKay..... Louisville
Zack Burdi..... Louisville
Joe O'Donnell..... NC State
Ryan Williamson..... NC State
Michael Hearne..... Notre Dame
Aaron Sandefur..... Pitt
Parker Dunshee..... Wake Forest

All-Time Weekly Honors By School (1989-2016)

School	Total
Florida State	136
Clemson	116
Georgia Tech	106
North Carolina	89
NC State	77
Virginia	68
Wake Forest	63
Duke	39
Miami	35
Boston College	15
Virginia Tech	15
Louisville	8
Pitt	4
Notre Dame	3

By Player and Pitcher

School	Player	Pitcher
Boston College	9	6
Clemson	67	49
Duke	16	21
Florida State	81	55
Georgia Tech	65	39
Louisville	3	5
Miami	19	15
NC State	40	35
North Carolina	51	35
Notre Dame	1	2
Pitt	2	2
Virginia	24	43
Virginia Tech	8	7
Wake Forest	33	27

Career Leader ACC Weekly Honor (both player & pitcher)

School	Total
Kris Benson, Clemson	6
J.D. Drew, Florida State	6
Terry Harvey, NC State	6
Paul Wilson, Florida State	6
Dustin Ackley, North Carolina	5
Khalil Greene, Clemson	5
Marshall McDougall, Florida State	5
Andrew Miller, North Carolina	5
Jeremy Morris, Florida State	5
Mike Rogers, NC State	5
Mark Teixeira, Georgia Tech	5

Career Leader ACC Player of the Week

School	Total
J.D. Drew, Florida State	6
Dustin Ackley, North Carolina	5
Khalil Greene, Clemson	5
Marshall McDougall, Florida State	5
Jeremy Morris, Florida State	5
Mark Teixeira, Georgia Tech	5

Career Leader ACC Pitcher of the Week

School	Total
Kris Benson, Clemson	6
Terry Harvey, NC State	6
Paul Wilson, Florida State	6
Andrew Miller, North Carolina	5
Mike Rogers, NC State	5



Major League Baseball Draft

First-Round Major League Draft Selections (Since 1965)

1965	Ken Plesha, C, Nortre Dame	Chicago White Sox	Joey Devine, P, NC State	Atlanta	
1966	Jim Lyttle, OF, Florida State	New York Yankees	Tyler Greene, SS, Georgia Tech	St. Louis	
1970	Gene Hiser, OF, Maryland	Chicago Cubs	2006	Andrew Miller, P, North Carolina	Detroit
1977	Terry Kennedy, C, Florida State	St. Louis	Tyler Colvin, OF, Clemson	Chicago Cubs	
1979	Mike Sullivan, P, Clemson	Cincinnati	Matt Antonelli, 3B, Wake Forest	San Diego	
1980	Ross Jones, SS, Miami	Los Angeles	Daniel Bard, P, North Carolina	Boston	
1981	Frank Castro, C, Miami	San Diego	2007	Daniel Moskos, P, Clemson	Pittsburgh
	Allen Lachowicz, P, Pitt	Texas	Matt Wieters, C, Georgia Tech	Baltimore	
1982	Jeff Ledbetter, OF, Florida State	Boston	Andrew Brackman, P, NC State	New York Yankees	
	Franklin Stubbs, 1B, Virginia Tech	Los Angeles Dodgers	2008	Buster Posey, C, Florida State	San Francisco
1983	Dan Plesac, P, NC State	Milwaukee	Yoder Alonso, 1B, Miami	Cincinnati	
1984	Scott Bankhead, P, North Carolina	Kansas City	Jemile Weeks, 2B, Miami	Oakland	
1985	B.J. Surhoff, C, North Carolina	Milwaukee	Allan Dykstra, 1B, Wake Forest	San Diego	
	Walt Weiss, SS, North Carolina	Oakland	2009	Carlos Gutierrez, P, Miami	Minnesota
1986	Kevin Brown, P, Georgia Tech	Texas	Dustin Ackley, 1B, North Carolina	Seattle	
	Luis Alicea, 2B, Florida State	St. Louis	Tony Sanchez, C, Boston College	Pittsburgh	
1987	Bill Spiers, SS, Clemson	Milwaukee	Alex White, P, North Carolina	Cleveland	
	Brad DuVall, P, Virginia Tech	Baltimore	A.J. Pollock, OF, Notre Dame	Arizona	
1988	Ty Griffin, 2B, Georgia Tech	Chicago Cubs	2010	Matt Harvey, P, North Carolina	New York Mets
	Brad DuVall, P, Virginia Tech	St. Louis	Deck McGuire, P, Georgia Tech	Toronto	
1991	Eduardo Perez, 1B, Florida State	California	Yasmain Grandal, C, Miami	Cincinnati	
1992	Paul Shuey, P, North Carolina	Cleveland	Kyle Parker, OF, Clemson	Colorado	
	Kenneth Felder, OF, Florida State	Milwaukee	2011	Danny Hultzen, P, Virginia	Seattle
	Christopher Roberts, P, Florida State	New York Mets	Jed Bradley, P, Georgia Tech	Milwaukee	
	Charles Johnson, C, Miami	Florida	Sean Gilmartin, P, Florida State	Atlanta	
1993	Jason Varitek, C, Georgia Tech	Minnesota	Levi Michael, SS, North Carolina	Minnesota	
	John Wasdin, P, Florida State	Oakland	2012	Marcus Stroman, P, Duke	Toronto
1994	Paul Wilson, P, Florida State	New York Mets	James Ramsey, OF, Florida State	St. Louis	
	Nomar Garciaparra, SS, Georgia Tech	Boston	Richie Shaffer, 3B, Clemson	Tampa Bay	
	Jason Varitek, C, Georgia Tech	Seattle	2013	Colin Moran, 3B, North Carolina	Miami
	Bret Wagner, P, Wake Forest	St. Louis	Eric Jagielo, 3B, Notre Dame	New York Yankees	
	Brian Buchanan, 1B, Virginia	New York Yankees	2014	Carlos Rodon, SP, NC State	Chicago White Sox
	Jay Payton, OF, Georgia Tech	New York Mets	Trea Turner, SS, NC State	San Diego	
1995	David Miller, 1B, Clemson	Cleveland	Nick Howard, P, Virginia	Cincinnati	
	Jonathan Johnson, P, Florida State	Texas	Luke Weaver, P, Florida State	St. Louis	
	David Yocum, P, Florida State	Los Angeles Dodgers	Derek Fisher, OF, Virginia	Houston	
1996	Kris Benson, P, Clemson	Pittsburgh	Mike Papi, OF, Virginia	Cleveland	
	Billy Koch, P, Clemson	Toronto	2015	D.J. Stewart, OF, Florida State	Orioles
	Seth Greisinger, P, Virginia	Detroit	Chris Shaw, OF, 1B, Boston College	Giants	
	Eric Milton, P, Maryland	New York Yankees	Kyle Funkhouser, P, Louisville	Dodgers	
	Corey Lee, P, NC State	Texas	Nathan Kirby, P, Virginia	Brewers	
1997	J.D. Drew, OF, Florida State	Philadelphia	2016	Corey Ray, OF, Louisville	Brewers
	Mark Fischer, OF, Georgia Tech	Boston	Zack Collins, C, Miami	White Sox	
	Matthew LeCroy, C, Clemson	Minnesota	Matt Thaiss, C, Virginia	Angels	
	Denny Wagner, P, Virginia Tech	Oakland	Justin Dunn, RHP, Boston College	Mets	
1998	Pat Burrell, 1B, Miami	Philadelphia	TJ Zeuch, RHP, Pitt	Blue Jays	
	J.D. Drew, OF, Florida State	St. Louis	Will Craig, 3B, Wake Forest	Pirates	
	Brad Lidge, P, Notre Dame	Houston	Zack Burdi, RHP, Louisville	White Sox	
1999	Kyle Snyder, RHP, North Carolina	Kansas City	Will Smith, C, Louisville	Los Dodgers	
	Mike Paradis, RHP, Clemson	Baltimore			
	Mike MacDougal, RHP, Wake Forest	Kansas City			
	Nick Stocks, RHP, Florida State	Seattle			
	Mike Bynum, LHP, North Carolina	San Diego			
2000	Tyrell Godwin, OF, North Carolina	Texas			
2001	John-Ford Griffin, OF, Florida State	New York Yankees			
	Mark Teixeira, 3B, Georgia Tech	Texas			
	Richard Lewis, 2B, Georgia Tech	Atlanta			
	Aaron Heilman, P, Notre Dame	New York Mets			
2002	Khalil Greene, SS, Clemson	San Diego			
	Russ Adams, SS, North Carolina	Toronto			
	John McCurdy, SS, Maryland	Toronto			
	Joe Saunders, P, Virginia Tech	Anaheim			
2003	Kyle Sleeth, RHP, Wake Forest	Detroit			
	Matt Murton, OF, Georgia Tech	Boston			
2004	Stephen Drew, SS, Florida State	Arizona			
	Chris Lambert, P, Boston College	St. Louis			
2005	Ryan Zimmerman, 3B, Virginia	Washington			
	Ryan Braun, 3B, Miami	Milwaukee			
	Cesar Carrillo, P, Miami	San Diego			

First-Round Draft Picks by School (since 1965)

Florida State	21
North Carolina	15
Georgia Tech	14
Clemson	12
Miami	11
Virginia	9
NC State	6
Wake Forest	6
Virginia Tech	5
Notre Dame	5
Boston College	4
Louisville	4
Pitt	2
Duke	1



Major League Baseball Draft

ACC Draft Picks

School	'90	'91	'92	'93	'94	'95	'96	'97	'98	'99	'00	'01	'02	'03	'04	'05	'06	'07	'08	'09	'10	'11	'12	'13	'14	'15	'16	'90-'16	Overall
Boston College	(2)	(1)	(0)	(2)	(2)	(1)	(1)	(0)	(1)	(2)	(2)	(2)	(2)	(0)	(5)	(5)	4	3	3	4	6	4	2	0	1	4	5	64	68
Clemson	7	2	6	4	5	7	8	2	2	6	3	5	8	1	9	5	10	11	3	9	6	8	7	1	6	7	6	154	239
Duke	2	1	2	3	3	1	4	1	2	5	0	1	2	1	2	0	0	3	1	7	4	1	1	0	3	5	3	58	72
Florida State	(6)	(7)	7	4	5	10	3	6	5	4	5	2	3	8	5	3	5	8	7	3	6	6	7	5	8	7	1	146	248
Georgia Tech	6	6	5	2	6	2	5	6	6	3	1	9	6	4	10	5	7	10	7	4	10	5	5	7	6	2	5	150	193
Louisville	(2)	(2)	(1)	(0)	(0)	(1)	(0)	(2)	(0)	(1)	(2)	(0)	(1)	(2)	(1)	(0)	(0)	(6)	(5)	(3)	(10)	(6)	(3)	(7)	(8)	4	8	75	85
Miami	(2)	(5)	(4)	(4)	(9)	(10)	(15)	(7)	(7)	(5)	(4)	(12)	(10)	(1)	(6)	9	7	5	8	9	5	7	5	4	7	5	7	179	280
North Carolina	2	0	4	4	2	2	2	13	7	10	1	6	0	1	2	4	6	6	7	3	5	5	6	4	7	4	115	181	
NC State	1	3	5	4	5	4	2	5	0	4	0	4	2	7	3	3	8	4	9	4	5	6	2	2	7	5	5	109	148
Notre Dame	(3)	(1)	(4)	(3)	(2)	(3)	(5)	(2)	(3)	(3)	(2)	(6)	(4)	(4)	(5)	(2)	(5)	(2)	(6)	(4)	(5)	(3)	(3)	(4)	2	1	2	89	112
Pitt	(0)	(0)	(0)	(1)	(2)	(0)	(1)	(0)	(0)	(1)	(2)	(0)	(2)	(1)	(3)	(1)	(3)	(3)	(1)	(2)	(3)	(6)	(0)	(3)	3	3	5	46	60
Virginia	2	3	3	3	2	0	3	3	1	1	3	2	4	0	4	2	6	6	5	9	8	4	3	8	7	3	99	122	
Virginia Tech	(3)	(0)	(2)	(1)	(0)	(0)	(4)	(2)	(1)	(1)	(2)	(1)	(1)	(1)	(2)	1	0	1	0	2	8	3	2	6	2	4	2	52	91
Wake Forest	2	3	2	0	3	4	3	2	1	4	4	4	1	5	1	2	1	3	3	1	1	1	6	2	4	1	4	68	95
Maryland	3	1	2	1	2	0	3	1	1	4	0	0	4	2	4	3	2	3	1	2	1	4	4	4	-	-	-	56	98
ACC Totals	25	19	36	25	33	30	33	28	31	38	26	28	36	28	39	37	50	63	54	57	64	58	50	40	65	62	60	1115	1,454

(#) non-ACC member

No. 1 Overall Draft Picks

Dating back to the beginning of the Major League Baseball Draft in 1965, four student-athletes representing the current 14-member ACC schools were selected as the No. 1 overall pick. The ACC's first No. 1 overall draftee was North Carolina's B.J. Surhoff, who was selected by the Milwaukee Brewers in 1985.

Year	Name	School	Team
1985	B.J. Surhoff	North Carolina	Milwaukee Brewers
1994	Paul Wilson	Florida State	New York Mets
1996	Kris Benson	Clemson	Pittsburgh Pirates
1998	Pat Burrell	Miami	Philadelphia Phillies

Noting the 2016 MLB Draft

- With 60 players drafted, it stood as the fifth most in league history and marked the 10th time in the last 11 years that at least 50 league players have been selected.
- Eight ACC players were selected in the first round, twice as many as from any other conference.
- Six different ACC programs had at least one player drafted in the first round.
- At least one ACC player has been drafted in the first round for 25 straight years.
- All 14 ACC programs had at least one player drafted in 2016.
- Louisville led ACC schools with eight players selected, followed by Miami with seven, Clemson with six and Boston College, Georgia Tech, NC State, and Pitt with five apiece.
- Of the 30 MLB teams, 27 drafted at least one player from the ACC led by the St. Louis Cardinals with five league selections.

Draft Highs

School	Year	No.
Miami	1996	15
North Carolina	1998	13
Clemson	2007	11
Florida State	1995	10
Georgia Tech	2004, 07, 10	10
Louisville	2010	10
NC State	2008	9
Virginia	2010	9
Virginia Tech	2010	8
Duke	2009	7
Boston College	2010	6
Notre Dame	2001, 08	6
Pitt	2011	6
Wake Forest	2012	6

2016 MLB Draft

Rd	Pk	Name, School	Team	Rd	Pk	Name, School	Team
1	5	Corey Ray, Louisville	Brewers	10	305	Alex Bostic, Clemson	Giants
1	10	Zack Collins, Miami	White Sox	11	322	Eli White, Clemson	A's
1	16	Matt Thaiss, Virginia	Angels	12	350	Brandon Gold, Georgia Tech	Rockies
1	19	Justin Dunn, Boston College	Mets	12	353	Mike King, Boston College	Marlins
1	21	TJ Zeuch, Pitt	Blue Jays	12	358	Matthew Gorst, Georgia Tech	Red Sox
1	22	Will Craig, Wake Forest	Pirates	12	369	Alex Kowalczyk, Pitt	Rangers
1	26	Zack Burdi, Louisville	White Sox	12	375	Arden Pabst, Georgia Tech	Pirates
1	32	Will Smith, Louisville	Dodgers	13	382	Nathan Mondou, Wake Forest	A's
2	43	Chris Okey, Clemson	Reds	14	408	Jesse Adams, Boston College	Reds
2	62	Nick Solak, Louisville	Yankees	14	434	Parker Dunshee, Wake Forest	Cubs
2	70	Connor Jones, Virginia	Cardinals	15	447	Danny Garcia, Miami	Mariners
3	80	Drew Harrington, Louisville	Braves	15	454	Ryan Williamson, NC State	Nationals
3	100	Blake Tiberi, Louisville	Mets	17	501	Weston Wilson, Clemson	Brewers
3	106	Zac Gallen, North Carolina	Cardinals	17	508	Nick Sciortino, Boston College	Red Sox
4	115	Kyle Funkhouser, Louisville	Tigers	18	545	Jacob Heyward, Miami	Giants
4	129	Charles Leblanc, Pitt	Rangers	20	595	Clate Schmidt, Clemson	Tigers
5	156	Connor Justus, Georgia Tech	Angels	23	696	Torii Hunter, Notre Dame	Angels
5	162	Cavan Biggio, Notre Dame	Blue Jays	24	731	Saige Jenco, Virginia Tech	Dodgers
5	164	Bailey Clark, Duke	Cubs	25	760	Cody Beckman, NC State	Mets
6	169	Matthew Gonzalez, Georgia Tech	Braves	25	766	Spencer Trayner, North Carolina	Cardinals
6	170	Willie Abreu, Miami	Rockies	28	836	Aaron Schnurbusch, Pitt	White Sox
6	175	Bryan Garcia, Miami	Tigers	28	847	Johnny Ruiz, Miami	Astros
7	202	Tyler Ramirez, North Carolina	A's	28	856	Pat Krall, Clemson	Cardinals
7	211	Preston Palmeiro, NC State	Orioles	31	927	Lincoln Henzman, Louisville	Mariners
7	226	Andrew Knizner, NC State	Cardinals	31	932	Chris Farish, Wake Forest	Indians
8	228	John Sansone, Florida State	Reds	34	1018	Aaron McGarity, Virginia Tech	Red Sox
8	232	Will Gilbert, NC State	A's	34	1023	Joe Cronin, Boston College	Twins
8	244	A.J. Bogucki, North Carolina	Nationals	35	1061	Nick Yarnall, Pitt	Dodgers
9	265	Daniel Piner, Virginia	Tigers	37	1097	James Ziemba, Duke	Phillies
10	303	Brandon Lopez, Miami	Twins	38	1140	Brian Mcafee, Duke	Rays



Players in the Majors

BOSTON COLLEGE

Mike Belfiore, P
Baltimore Orioles2013

Joe Casey, OF
Detroit Tigers 1909-11
Washington Senators1918

Eric Campbell, LF/3B
New York Mets 2014-16

Joe Coleman, P
Philadelphia Athletics 1946-53
Baltimore Orioles 1953-54

Pat Creeden, 2B
Boston Red Sox1931

Pat Dean, P
Minnesota Twins2016

Bill DeKoning, C
New York Giants1945

Steve Dignan, OF
Boston Red Caps1880

Ed Gallagher, P
Boston Red Sox1932

Tom Gunning, C
Boston Beaneaters 1884-88
Philadelphia Athletics 1888-89

Andy Harrington, P
Cincinnati Reds1913

Hub Hart, C
Chicago White Sox 1905-07

Ike Kamp, P
Boston Braves 1924-25

Chris Lambert, P
Detroit Tigers 2008-09
Baltimore Orioles2009

Brian Looney, P
Montreal Expos 1993-1994
Boston Red Sox1995

Charlie Maloney, P
Boston Braves1908

Joe Martinez, P
San Francisco Giants 2009-10
Pittsburgh Pirates2010
Arizona Diamondbacks2012

Jud McLaughlin, P
Boston Red Sox 1931-33

Dinny McNamara, P
Boston Braves 1927-28

Lennie Merullo, SS
Chicago Cubs 1941-47

Freddie Moncewicz, SS
Boston Red Sox1928

Joe Morgan, UT
Milwaukee Braves1959
Kansas City Athletics1959
Philadelphia Phillies1960
Cleveland Indians 1960-61
St. Louis Cardinals1964

Eddie Pellagrini, IF
Boston Red Sox 1946-47
St. Louis Browns 1948-49
Philadelphia Phillies1951
Cincinnati Reds1952
Pittsburgh Pirates 1953-54

Eddie Phillips, C
Boston Braves1924
Detroit Tigers1929
Pittsburgh Pirates1931
New York Yankees1932
Washington Senators1934
Cleveland Indians1935

Mike Roarke, C
Detroit Tigers 1961-64

Emil Roy, P
Philadelphia Athletics1933

Jimmy Ryan, UT
Chicago Cubs 1885-1900
Washington Senators 1902-03

Tony Sanchez, C
Pittsburgh Pirates2013-15

John Shea, P
Boston Red Sox1928

Jack Slattery, 1B/C
Boston Red Sox1901
Cleveland Indians1903
Chicago White Sox1903
St. Louis Cardinals1906
Washington Senators1909

Andy Spognardi, IF
Boston Red Sox1932

Tom Stankard, IF
Pittsburgh Pirates1904

Asa Stratton, SS
Worcester Ruby Legs1881

Allie Strobel, UT
Boston Braves 1905-06

Denny Sullivan, 3B/OF/C
Providence Grays1879
Boston Red Caps1880

Luke Urban, C
Boston Braves 1927-28

Bill Vargus, P
Boston Braves 1925-26

Eddie Waitkus, 1B
Chicago Cubs 1941, 46-48
Philadelphia Phillies 1949-53
Baltimore Orioles1954

Al Weston, P
Boston Braves1929

Frank Wilson, OF
Boston Braves 1924-26

CLEMSON

Jeff Baker, 3B
Colorado Rockies2005-09
Chicago Cubs2009-12
Detroit Tigers2012

Atlanta Braves2012
Texas Rangers2013
Miami Marlins2014-15

Brian Barnes, P
Montreal Expos 1990-93
Cleveland Indians1994
Los Angeles Dodgers1994

Kris Benson, P
Pittsburgh Pirates 1999-04
New York Mets 2004-05
Baltimore Orioles2006
Texas Rangers2009
Arizona Diamondbacks2010

Jason Berken, P
Baltimore Orioles2009-12
Chicago Cubs2012

Jerry Brooks, C
Los Angeles Dodgers1993
Florida Marlins1996

Mike Brown, P
Boston Red Sox1982-86
Seattle Mariners1987

Ty Cline, OF
Cleveland Indians 1960-62
Milwaukee Braves 1963-66
Atlanta Braves1967-68
Montreal Expos1969-70
Cincinnati Reds 1970-71

Cad Coles, 1B-OF
Kansas City Packers1914

Tyler Colvin, OF
Chicago Cubs2009-11
Colorado Rockies2012-13
San Francisco Giants

John Curtis, P
Boston Red Sox 1970-73
St. Louis Cardinals 1974-76
San Francisco Giants 1977-79
San Diego Padres 1980-82
California Angels1982-84

Mark Davidson, OF
Minnesota Twins1986-88
Houston Astros 1989-91

Chris Dwyer, P
Kansas City Royals2013

Rusty Gerhardt, P
San Diego Padres1974

Khalil Greene, SS
San Diego Padres2003-08
St. Louis Cardinals2009

Bert Heffernan, C
Seattle Mariners1992

Mike Holtz, P
California Angels1996
Anaheim Angels 1997-01
Oakland Athletics2002
San Diego Padres2002
Boston Red Sox2006

Steven Jackson, P
Pittsburgh Pirates2009-10

Jimmy Key, P
Toronto Blue Jays 1984-92
New York Yankees 1993-96
Baltimore Orioles 1997-98

Billy Koch, P
Toronto Blue Jays 1999-01
Oakland Athletics2002
Chicago White Sox 2003-04
Florida Marlins2004

Brian Kowitz, OF
Atlanta Braves1995

Joe Landrum, P
Brooklyn Dodgers1950, 52

Matthew LeCroy, C/1B
Minnesota Twins 2000-05, 2007
Washington Nationals2006

Dominic Leone, P
Seattle Mariners2014-15
Arizona Diamondbacks2015-16

John McMakin, P
Brooklyn Dodgers1902

Norm McMillan, 3B
New York Yankees1922
Boston Red Sox1923
St. Louis Browns1924
Chicago Cubs 1928-29

Billy McMillon, OF
Florida Marlins1996-97
Philadelphia Phillies1997
Detroit Tigers2000-01
Oakland Athletics2001, 03-04

Mike Milchin, P
Minnesota Twins1996
Baltimore Orioles1996

Brad Miller, 2B/SS/3B
Seattle Mariners2013-15
Tampa Bay Rays2016

D.J. Mitchell, P
New York Yankees2012

Shane Monahan, OF
Seattle Mariners 1998-99

Daniel Moskos, P
Pittsburgh Pirates2011

Ron Musselman, P
Seattle Mariners1982
Toronto Blue Jays 1984-85

Billy O'Dell, P
Baltimore Orioles 1954, 56-59
San Francisco Giants 1960-64
Milwaukee Braves1965
Atlanta Braves1966
Pittsburgh Pirates 1966-67

Kyle Parker, RF/1B
Colorado Rockies2014-15

Ben Paulsen, 1B/RF
Colorado Rockies2014-16

John Pawlowski, P
Chicago White Sox 1987-88



Players in the Majors

Chuck Porter, P
Milwaukee Brewers 1981-85

Flint Rhem, P
St. Louis Cardinals 1924-28, 30-32,34, 36
Philadelphia Phillies..... 1932-33
Boston Braves 1934-35

Bill Schroeder, C
Milwaukee Brewers 1983-88
California Angels 1989-90

Kurt Seibert, SS
Chicago Cubs 1979

Richie Shaffer, 1B
Tampa Bay Rays 2015-16

Danny Sheaffer, C
Boston Red Sox 1987
Cleveland Indians 1989
Colorado Rockies 1993-94
St. Louis Cardinals 1995-97

Tony Sipp, P
Cleveland Indians 2009-12
Arizona Diamondbacks..... 2013
Houston Astros 2014-16

Vet Sitton, P
Cleveland Naps 1909

Brian Snyder, P
Seattle Mariners 1985
Oakland Athletics..... 1989

Bill Spiers, SS
Milwaukee Brewers 1989-94
New York Mets 1995
Houston Astros 1996-01

Harold Stowe, P
New York Yankees 1960

Tim Teufel, 2B
Minnesota Twins..... 1983-85
New York Mets 1986-91
San Diego Padres 1992-93

Ken Vining, P
Chicago White Sox 2001

Denny Walling, 1B
Oakland Athletics..... 1975-76
Houston Astros 1977-88, 92
St. Louis Cardinals 1988-91
Texas Rangers 1991

Matt White, P
Boston Red Sox 2003
Seattle Mariners 2003
Washington Nationals..... 2005

Keith Williams, OF
San Francisco Giants 1996

Scott Winchester, P
Cincinnati Reds 1997-98, 00-01

DUKE

Wayne Ambler, SS
Philadelphia Athletics 1937-39

Samuel (Bill) Bell, P
Pittsburgh Pirates 1952, 1955

Bobby Brower, OF
Texas Rangers 1986-88
New York Yankees 1989

Greg Burke, P
San Diego Padres 2009
New York Mets 2013

Chris Capuano, P
Arizona Diamondbacks..... 2003
Milwaukee Brewers 2004-07, 2010
New York Mets 2011
Los Angeles Dodgers 2012-13
Boston Red Sox 2014
New York Yankees 2014-15
Milwaukee Brewers 2016

Gordy Coleman, 1B
Cleveland Indians 1959
Cincinnati Reds 1960-67

Bobby Coombs, P
Philadelphia Athletics 1933
New York Giants 1943

Claude Corbitt, IF
Brooklyn Dodgers 1945
Cincinnati Reds 1946, 48-49

John Courtright, P
Cincinnati Reds 1995

Brandon Davis, OF
Pittsburgh Pirates 1952-53

Lawrence (Crash) Davis, 2B
Philadelphia Athletics 1940-42

Ron Davis, OF
Houston Colt 45's 1962
Houston Astros 1966-68
St. Louis Cardinals 1968
Pittsburgh Pirates 1969

Alfred (Chubby) Dean, 1B/P
Philadelphia Athletics 1936-41
Cleveland Indians 1941-43

Mort Flohr, P
Philadelphia Athletics 1934

Nate Freiman, 1B
Oakland Athletics..... 2013-14

Lee Griffeth, P
Philadelphia Athletics 1946

Dick Groat, SS
Pittsburgh Pirates 1952-62
St. Louis Cardinals 1963-65
Philadelphia Phillies..... 1966-67
San Francisco Giants 1967

Alex Hassan, RF
Boston Red Sox..... 2014

Ryan Jackson, 1B/OF
Florida Marlins 1998
Seattle Mariners 1999
Detroit Tigers 2001-02

Richard Johnson, OF
Chicago Cubs 1958

Austin Knickerbocker, OF
Philadelphia Athletics 1947

Wade Leler, OF
Boston Braves 1924
Washington Senators 1924

Wes Livengood, P
Cincinnati Reds 1939

Bill McCahan, P
Philadelphia Athletics 1946-49

Quinton McCracken, OF
Colorado Rockies 1995-97
Tampa Bay Devil Rays 1998-00
Minnesota Twins 2001
Arizona Diamondbacks..... 2002-05
Seattle Mariners 2004
Cincinnati Reds 2006

Tim McKeithan, P
Philadelphia Athletics 1932-34

Pete Naktenis, P
Philadelphia Athletics 1936
Cincinnati Reds 1939

Ron Northey, OF
Philadelphia Phillies .. 1942-44, 46-47, 57
St. Louis Cardinals 1947-49
Cincinnati Reds 1950
Chicago Cubs 1950, 52
Chicago White Sox 1955-57

Clarence (Ace) Parker, IF
Philadelphia A's 1937-38

Dan Otero, P
San Francisco Giants 2012
Oakland Athletics..... 2013-15
Cleveland Indians 2016

John Poff, OF
Philadelphia Phillies..... 1979
Milwaukee Brewers 1980

Scott Schoeneweis, P
Anaheim Angels 1999-03
Chicago White Sox 2003-04
Toronto Blue Jays..... 2005-06
Cincinnati Reds 2006
New York Mets 2007-08
Arizona Diamondbacks..... 2009
Boston Red Sox..... 2010

Frank Seward, P
New York Yankees 1943-44

Eddie Shokes, 1B
Cincinnati Reds 1941, 1946

David Smith, P
Philadelphia Athletics 1938-39

Al Spangler, OF
Milwaukee Braves 1959-61
Houston Colt 45's 1962-64
Houston Astros 1965
California Angels 1965-66
Chicago Cubs 1967-71

Marcus Stroman, P
Toronto Blue Jays..... 2014-16

Roy Talcott, P
Boston Braves 1943

Eric Tipton, OF
Philadelphia Athletics 1939-41
Cincinnati Reds 1942-45

Mike Trombley, P
Minnesota Twins..... 1992-99
Baltimore Orioles..... 2000-01
Los Angeles Dodgers 2001
Minnesota Twins..... 2002

Harold (Hal) Wagner, C
Philadelphia Athletics 1937-44
Boston Red Sox..... 1944, 46-47
Detroit Tigers 1947-48
Philadelphia Phillies..... 1948-49

Ken (Hal) Weaver, P
Boston Braves 1936

Bill Werber, 3B
New York Yankees 1930, 1933
Boston Red Sox 1933-36
Philadelphia Athletics 1937-38
Cincinnati Reds 1939-41
New York Giants..... 1942

FLORIDA STATE

Luis Alica, 2B
St. Louis Cardinals 1988, 91-94
Boston Red Sox..... 1995
St. Louis Cardinals 1996
Anaheim Angels 1997
Texas Rangers 1998-2000
Kansas City Royals 2001-02

Roger Bailey, P
Colorado Rockies 1995-97

Juan Bonilla, 2B
San Diego Padres 1981-83
New York Yankees 1985, 87
Baltimore Orioles 1986

Rafael Bournival, SS
Los Angeles Dodgers 1992-94
Oakland Athletics..... 1996-98
Seattle Mariners 1999

Chris Brock, P
Atlanta Braves 1997
San Francisco 1998-99
Philadelphia Phillies..... 2000-01
Baltimore Orioles 2002

Randy Brown, C
California Angels 1969-70

Barrett Browning, P
St. Louis..... 2012

Kevin Cash, C
Toronto Blue Jays..... 2002-04
Tampa Bay Devil Rays 2005
Boston Red Sox 2007-08, 2010
New York Yankees 2009
Houston Astros..... 2010

Ron Cash, 1B
Detroit Tigers 1973-74

Randy Choate, P
New York Yankees 2000-03
Arizona Diamondbacks..... 2004-07
Tampa Bay Rays 2009-10
Florida Marlins 2011-12
Los Angeles 2012
Saint Louis Cardinals..... 2013-15



Players in the Majors

Daniel Davidson, P
Los Angeles Angels2009

Tim Davis, P
Seattle Mariners 1994-97

Matt Diaz, OF
Tampa Bay Devil Rays 2003-04
Kansas City Royals2005
Atlanta Braves 2006-10, 11-12
Pittsburgh Pirates2011
Miami Marlins2013

J.D. Drew, OF
St. Louis Cardinals 1998-2003
Atlanta Braves2004
Los Angeles Dodgers 2005-06
Boston Red Sox2007-11

Stephen Drew, SS
Arizona Diamondbacks 2006-12
Oakland Athletics2012
Boston Red Sox 2013-14
New York Yankees 2014-15
Washington Nationals2016

Matt Dunbar, P
Florida Marlins1995

Craig Eaton, P
Kansas City Royals1979

Bien Figueroa, SS
St. Louis Cardinals1992

Gar Finnvoild, P
Boston Red Sox1994

Mike Fuentes, OF
Montreal Expos 1983-84

John Gast, P
Saint Louis Cardinals2013

Mark Gilbert, OF
Chicago White Sox1985

Sean Gilmartin, P
New York Mets 2015-16

Jeff Gray, P
Cincinnati Reds1988
Boston Red Sox 1989-91

John-Ford Griffin, OF
Toronto Blue Jays2005, 07

John Grubb, OF
San Diego Padres 1972-76
Cleveland Indians 1977-78
Texas Rangers 1978-82
Detroit Tigers 1983-87

Tyler Holt, RF
Cleveland Indians 2014-15
Cincinnati Reds 2015-16

Dick Howser, SS
Kansas City Athletics 1961-63
Cleveland Indians 1963-66
New York Yankees 1967-68

Jonathan Johnson, P
Texas Rangers 1998-2001
San Diego Padres2002
Houston Astros2003

Hunter Jones, P
Boston Red Sox2009
Florida Marlins2010

Terry Kennedy, C
St. Louis Cardinals 1978-80
San Diego Padres 1981-86
Baltimore Orioles 1987-88
San Francisco Giants 1989-91

Rick Langford, P
Pittsburgh Pirates1976
Oakland Athletics 1977-86

Richie Lewis, P
Baltimore Orioles1992, 98
Florida Marlins 1993-95
Detroit Tigers1996
Oakland Athletics1997
Cincinnati Reds1997

Carlos Lezcano, OF
Chicago Cubs 1980-81

Mickey Lopez, 2B
Seattle Mariners2004

Rafael Lopez, C
Chicago Cubs2014
Cincinnati Reds2016

Mike Loynd, P
Texas Rangers 1986-87

Jim Lyttle, OF
New York Yankees 1969-71
Chicago White Sox1972
Montreal Expos 1973-76
Los Angeles Dodgers1976

Marshall McDougall, IF/OF
Texas Rangers2005

Doug Mientkiewicz, 1B
Minnesota Twins 1998-04
Boston Red Sox2004
New York Mets2005
Kansas City Royals2006
New York Yankees2007
Pittsburgh Pirates2008
Los Angeles Dodgers2009

Dave Moates, OF
Texas Rangers 1974-76

Jerry Nielson, P
New York Yankees1992
California Angels1993

Dan O'Brien, P
St. Louis Cardinals 1978-79

Pat Osburn, P
Cincinnati Reds1974
Milwaukee Brewers1975

Eduardo Perez, 3B
California Angels 1993-95
Cincinnati Reds 1996-98
St. Louis Cardinals 1999-00, 02-03
Tampa Bay Devil Rays 2004-05
Cleveland Indians2006
Seattle Mariners2006

Buster Posey, C
San Francisco Giants 2009-16

Scott Proctor, P
New York Yankees 2004-07
Los Angeles Dodgers 2007-08
Atlanta Braves 2010-11
New York Yankees2011

Jody Reed, SS
Boston Red Sox 1987-92
Los Angeles Dodgers1993
Milwaukee Brewers1994
San Diego Padres 1995-96
Detroit Tigers1997

Kenny Robinson, P
Toronto Blue Jays1995, 1997
Kansas City Royals1996

Shane Robinson, OF
St. Louis Cardinals 2009, 11-14
Minnesota Twins2015
Los Angeles Angels of Anaheim2016

Marc Ronan, C
St. Louis Cardinals1993

Larry Rothschild, P
Detroit Tigers 1981-82

Deion Sanders, OF
New York Yankees 1989-90
Atlanta Braves 1991-94
Cincinnati Reds 1994-95
San Francisco Giants1995
Cincinnati Reds1997, 2001

Max Scarce, P
Philadelphia Phillies 1972-74
New York Mets1975
Minnesota Twins1978

Craig Skok, P
Boston Red Sox1973
Texas Rangers 1976
Atlanta Braves 1978-79

Paul Sorrento, 1B
Minnesota Twins 1989-91
Cleveland Indians 1992-95
Seattle Mariners 1996-97
Tampa Bay Devil Rays 1998-99

Ken Suarez, C
Kansas City Royals 1966-67
Cleveland Indians 1968-69, 71
Texas Rangers 1972-73

Jeff Tam, P
New York Yankees1998
New York Mets1999
Cleveland Indians1999
Oakland Athletics 2000-02
Toronto Blue Jays2003

Bruce Tanner, P
Chicago White Sox1985

Stan Thomas, P
Texas Rangers 1974-75
Cleveland Indians1976
Seattle Mariners1977
New York Yankees1977

Devon Travis, 2B
Toronto Blue Jays 2015-16

Elih Villanueva, P
Florida Marlins2011

John Wasdin, P
Oakland Athletics 1995-96
Boston Red Sox 1997-2000
Colorado Rockies 2000-01
Baltimore Orioles2001
Toronto Blue Jays2003
Texas Rangers 2004-06
Pittsburgh Pirates2007

Jim Weaver, OF
Detroit Tigers1985
Seattle Mariners1987
San Francisco Giants1989

Paul Wilson, P
New York Mets1996
Tampa Bay Devil Rays 2000-02
Cincinnati Reds 2003-05

Woody Woodward, SS
Milwaukee Braves 1963-65
Atlanta Braves 1966-68
Cincinnati Reds 1968-71

GEORGIA TECH

Horace Allen, OF
Brooklyn Robins1919

Tom Angley, C
Chicago Cubs1929

Red Barron, OF
Boston Braves1929

Mike Bell, 1B
Atlanta Braves 1990-1991

Charlie Bishop, P
Philadelphia Athletics 1952-54
Kansas City Athletics1955

Charlie Blackmon, OF
Colorado Rockies 2011-16

Bud Blemker, P
Kansas City Athletics1960

Brandon Boggs, OF
Texas Rangers 2008-10
Milwaukee Brewers2011

Frank Bolick, 3B
Montreal Expos1993
Anaheim Angels1998

Darren Bragg, OF
Seattle Mariners 1994-96
Boston Red Sox 1996-98
St. Louis Cardinals1999
Colorado Rockies2000
New York Mets2001
Atlanta Braves 2002-03
Cincinnati Reds2004
San Diego Padres2004



Players in the Majors

Kevin Brown, P

Texas Rangers 1986, 88-94
 Baltimore Orioles 1995
 Florida Marlins 1996-97
 San Diego Padres 1998
 Los Angeles Dodgers 1999-03
 New York Yankees 2004-05

Marlon Byrd, OF

Philadelphia Phillies 2002-05
 Washington Nationals 2005-06
 Texas Rangers 2007-09
 Chicago Cubs 2010-12
 Boston Red Sox 2012
 New York Mets 2013
 Pittsburgh Pirates 2013
 Philadelphia Phillies 2014
 Cincinnati Reds 2015
 San Francisco Giants 2015
 Cleveland Indians 2016

Bill Calhoun, P

Boston Braves 1913

Lew Carpenter, P

Washington Senators 1943

Doug Creek, P

St. Louis Cardinals 1995
 San Francisco Giants 1996-97
 Chicago Cubs 1999
 Tampa Bay Devil Rays 2000-02
 Seattle Mariners 2002
 Toronto Blue Jays 2003
 Detroit Tigers 2005

Ed Crowley, OF

Washington Senators 1928

Brandon Cumpton, P

Pittsburgh Pirates 2013-14

Claud Derrick, SS

Philadelphia 1910-1912
 New York 1913
 Cincinnati/Chicago 1914

Derek Dietrich, 2B

Miami Marlins 2013-16

Todd Dunn, OF

Milwaukee Brewers 1997

David Elder, P

Cleveland Indians 2002-03

Buck Farmer, P

Detroit Tigers 2014-16

Nomar Garciaparra, SS/1B

Boston Red Sox 1996-2004
 Chicago Cubs 2004-05
 Los Angeles Dodgers 2006-08
 Oakland Athletics 2009

Tyler Greene, UT

St. Louis Cardinals 2009-12
 Houston Astros 2012
 Chicago White Sox 2013

Jim Hearn, P

St. Louis Cardinals 1947-50
 New York Giants 1950-56
 Philadelphia Phillies 1957-59

Weldon Henley, P

Philadelphia Athletics 1903-05
 Brooklyn Dodgers 1907

Riccardo Ingram, OF

Detroit Tigers 1994
 Minnesota Twins 1995

Dick Jones, P

Washington Senators 1926-27

Scott Jordan, OF

Cleveland Indians 1988

Ed Lafitte, P

Detroit Tigers 1909-12
 Brooklyn Dodgers 1914-15
 Buffalo Buffeds 1915

Russ Lyon, OF

Cleveland Indians 1944

Marty Marion, SS

St. Louis Cardinals 1940-50
 St. Louis Browns 1952-53

Erskine Mayer, P

Philadelphia Phillies 1912-18
 Pittsburgh Pirates 1918-19
 Chicago White Sox 1919

Sam Mayer

Washington Senators 1915

Tom McMillan, SS

Brooklyn Dodgers 1908-10
 Cincinnati Reds 1910
 New York Yankees 1912

Scrappy Moore, 3B

St. Louis Browns 1917

Matt Murton, OF

Chicago Cubs 2005-08
 Oakland Athletics 2008
 Colorado Rockies 2009

David Newhan, IF

San Diego Padres 1999-2000
 Philadelphia Phillies 2000-01
 Baltimore Orioles 2004-05
 New York Mets 2007
 Houston Astros 2008

Mike Nickeas, C

New York Mets 2010-12
 Toronto Blue Jays 2013

Micah Owings, P

Arizona Diamondbacks 2007-09, 11
 Cincinnati Reds 2008-10
 San Diego Padres 2012

Joe Palmisano, OF

Philadelphia Athletics 1931

Eric Patterson, OF

Chicago Cubs 2007-08
 Oakland Athletics 2008-10
 Boston Red Sox 2010
 San Diego Padres 2011

Jay Payton, OF

New York Mets 1998-02
 Colorado Rockies 2002-03, 2010
 San Diego Padres 2004
 Boston Red Sox 2005
 Oakland Athletics 2005-06
 Baltimore Orioles 2007-08

Jason Perry, OF

Atlanta Braves 2008

Mark Pisciotta, P

Chicago Cubs 1997-1999
 Kansas City Royals 1999

Jim Poole, P

Los Angeles Dodgers 1990-91
 Texas Rangers 1991
 Baltimore Orioles 1991-94
 Cleveland Indians 1995, 1998-99, 00
 San Francisco Giants 1996-98
 Philadelphia Phillies 1999
 Detroit Tigers 2000
 Montreal Expos 2000

Del Pratt, 2B

St. Louis Browns 1912-17
 New York Yankees 1918-20
 Boston Red Sox 1921-23
 Detroit Tigers 1923-24

Bobby Reeves, IF

Washington Senators 1926-28
 Boston Red Sox 1929-31

Brad Rigby, P

Oakland Athletics 1997, 99
 Kansas City Royals 1999-00
 Montreal Expos 2000

Bill Strickland, P

St. Louis Browns 1937

Mark Teixeira, 1B

Texas Rangers 2003-06
 Atlanta Braves 2007-08
 Los Angeles Angels 2008
 New York Yankees 2009-16

Bob Tillman, C

Boston Red Sox 1962-67
 New York Yankees 1967
 Atlanta Braves 1968-70

Cory Vance, P

Colorado Rockies 2002-03

Jason Varitek, C

Boston Red Sox 1997-2011

Frank Waddey, IF

St. Louis Browns 1931

Matt Wieters, C

Baltimore Orioles 2009-16

Kris Wilson, P

Kansas City Royals 2000-03
 New York Yankees 2006

Blake Wood, P

Kansas City Royals 2010-11
 Cleveland Indians 2013-14
 Cincinnati Reds 2016

Whit Wyatt, P

Detroit Tigers 1929-33
 Chicago White Sox 1933-36
 Cleveland Indians 1937
 Brooklyn Dodgers 1939-44
 Philadelphia Athletics 1945

LOUISVILLE

Chris Dominguez, LF/3B

San Francisco Giants 2014
 Cincinnati Reds 2015

Adam Duvall, 1B/3B

San Francisco Giants 2014
 Cincinnati Reds 2015-16

Cody Ege, P

Miami Marlins 2016
 Los Angeles Angels of Anaheim 2016

Chad Green, P

New York Yankees 2016

Sean Green, P

Seattle Mariners 2006-08
 New York Mets 2009-10
 Milwaukee Brewers 2011

Fred Koster, OF

Philadelphia Phillies 1931

Dean Kiekhefer, P

St. Louis Cardinals 2016

Trystan Magnuson, P

Oakland Athletics 2011

Justin Marks, P

Kansas City Royals 2014
 Tampa Bay Rays 2016

B.J. Rosenberg, P

Philadelphia Phillies 2012-14

Tony Zych, P

Seattle Mariners 2015-16

MIAMI

Mike Armstrong, P

San Diego Padres 1980-81
 Kansas City Royals 1982-83
 New York Yankees 1984-86
 Cleveland Indians 1987

Yonder Alonso, 1B/LF

Cincinnati Reds 2010-11
 San Diego Padres 2012-15
 Oakland Athletics 2016

Brian Barton, OF

St. Louis Cardinals 2008
 Atlanta Braves 2009

Dave Berg, SS

Florida Marlins 1998-2001
 Toronto Blue Jays 2002-04

Warren Bogle, P

Oakland Athletics 1968

Ryan Braun, 3B/OF

Milwaukee Brewers 2007-16



Players in the Majors

Tony Brewer, OF
Los Angeles Dodgers1984

Pat Burrell, OF
Philadelphia Phillies2000-08
Tampa Bay Rays2009-10
San Francisco Giants2010-11

Cesar Carrillo, P
San Diego Padres2009

Alex Cora, 2B
Los Angeles Dodgers1998-2004
Cleveland Indians2005
Boston Red Sox2005-08
New York Mets2009-10
Texas Rangers2010
Washington Nationals2011

Jorge Fabregas, C
California/Anaheim Angels1994-97
Chicago White Sox1997
Arizona Diamondbacks1998
New York Mets1998
Florida Marlins1999
Atlanta Braves1999
Kansas City Royals2000
Anaheim Angels2001-02
Milwaukee Brewers2002

Alex Fernandez, P
Chicago White Sox1990-96
Florida Marlins1997-00

John Fulgham, P
St. Louis Cardinals1979-80

Gus Gandarillas, P
Milwaukee Brewers2001

Orlando Gonzalez, 1B
Cleveland Indians1976
Philadelphia Phillies1978
Oakland Athletics1980

Joe Grahe, P
California Angels1990-94
Colorado Rockies1995
Philadelphia Phillies1999

Yasmani Grandal, C
San Diego Padres2012-14
Los Angeles Dodgers2015-16

Danny Graves, P
Cleveland Indians1996-97, 06
Cincinnati Reds1997-05
New York Mets2005

Buddy Harris, P
Houston Astros1970-71

Neal Heaton, P
Cleveland Indians1982-86
Minnesota Twins1986
Montreal Expos1987-88
Pittsburgh Pirates1989-91
Kansas City Royals1992
Milwaukee Brewers1992
New York Yankees1993

Chris Herrmann, C/RF
Minnesota Twins2012-15
Arizona Diamondbacks2016

Bobby Hill, 2B
Chicago Cubs2002-03
Pittsburgh Pirates2003-05

Chris Howard, P
Chicago White Sox1993
Boston Red Sox1994
Texas Rangers1995

Aubrey Huff, 3B
Tampa Bay Devil Rays2000-06
Houston Astros2006
Baltimore Orioles2007-09
Detroit Tigers2009
San Francisco Giants2010-12

Ryan Jackson, 2B
St. Louis Cardinals2012-13
Los Angeles Angels2015

Jon Jay, OF
St. Louis Cardinals2010-15
San Diego Padres2016

Charlton Jimerson, OF
Houston Astros2005-06
Seattle Mariners2007-08

Charles Johnson, C
Florida Marlins1994-98, 01-02
Los Angeles Dodgers1998
Baltimore Orioles1999-00
Chicago White Sox2000
Colorado Rockies2003-04
Tampa Bay Devil Rays2005

Ross Jones, SS
New York Mets1984
Seattle Mariners1986
Kansas City Royals1987

Ryan Karp, P
Philadelphia Phillies1995, 97

Kurt Knudsen, P
Detroit Tigers1992-94

Wayne Krenchicki, 3B
Baltimore Orioles1979-81
Cincinnati Reds1982-83, 1984-85
Detroit Tigers1983
Montreal Expos1986

Jim Maler, 1B
Seattle Mariners1981-83

Mike Metcalfe, OF
Los Angeles Dodgers1998, 2000

Jason Michaels, OF
Philadelphia Phillies2001-05
Cleveland Indians2006-07
Pittsburgh Pirates2008
Houston Astros2009-11

Oscar Munoz, P
Minnesota Twins1995

Michael Neu, P
Oakland Athletics2003
Seattle Mariners2004

Peter O'Brien, LF
Arizona Diamondbacks2015-16

Mike Pagliarulo, 3B
New York Yankees1984-89
San Diego Padres1989-90
Minnesota Twins1992-93
Baltimore Orioles1993
Texas Rangers1995

Orlando Palmeiro, OF
California/Anaheim Angels1994-02
St. Louis Cardinals2003
Houston Astros2004-07

Chris Perez, P
St. Louis Cardinals2008-09
Cleveland Indians2009-13
Los Angeles Dodgers2014

Mike Piazza, C
Los Angeles Dodgers1992-98
Florida Marlins1998
New York Mets1998-05
San Diego Padres2006
Oakland Athletics2007

Danny Rios, P
New York Yankees1997
Kansas City Royals1998

Eddy Rodriguez, P
San Diego Padres2012

Gaby Sanchez, 1B
Florida Marlins2008-12
Pittsburgh Pirates2012-14

F.P. Santangelo, OF
Montreal Expos1995-98
San Francisco Giants1999
Los Angeles Dodgers2000
Oakland Athletics2001

Nelson Santovenia, C
Montreal Expos1987-91
Chicago White Sox1992
Kansas City Royals1993

Wade Taylor, P
New York Yankees1991

Blake Tekotte, OF
San Diego Padres2011-12
Chicago White Sox2013

Joey Terdoslavich, OF/1B
Atlanta Braves2013-15

Jay Tessmer, P
New York Yankees1998-2002

Danny Valencia, 3B
Minnesota Twins2010-12
Boston Red Sox2012
Baltimore Orioles2013
Kansas City Royals2014
Toronto Blue Jays2014
Oakland Athletics2015-16

Greg Vaughn, OF
Milwaukee Brewers1989-96
San Diego Padres1996-98
Cincinnati Reds1999
Tampa Bay Devil Rays2000-02
Colorado Rockies2003

Tony Vila, P
Kansas City Royals1978

Jemile Weeks, 2B
Oakland Athletics2011-13
Baltimore Orioles2014
Boston Red Sox2014-15
San Diego Padres2016

NORTH CAROLINA

Dustin Ackley, 2B
Seattle Mariners2011-15
New York Yankees2015-16

Russ Adams, 2B
Toronto Blue Jays2004-07, 2009

Nate Andrews, P
St. Louis Cardinals1937, 39
Cleveland Indians1940-41
Boston Braves1943-45
Cincinnati Reds1946
New York Giants1946

Scott Bankhead, P
Kansas City Royals1986
Seattle Mariners1987-91
Cincinnati Reds1992
Boston Red Sox1993-94
New York Yankees1995

Daniel Bard, P
Boston Red Sox2009-13

Scott Bradley, C
New York Yankees1984-85
Chicago White Sox1986
Seattle Mariners1987-92
Cincinnati Reds1992

Hal "Skinny" Brown
Chicago White Sox1951-52
Boston Red Sox1953-55
Baltimore Orioles1955-62
New York Yankees1962
Houston Astros1963-64

Tom Buskey, P
New York Yankees1973-74
Cleveland Indians1974-77
Toronto Blue Jays1978-80

Mike Bynum, P
San Diego Padres2002-04

Andrew Carignan, P
Oakland Athletics2011-12

Claude Crocker, P
Brooklyn Dodgers1944-45

Jim Dougherty, P
Houston Astros1995-96
Oakland Athletics1998
Pittsburgh Pirates1999

Vern Duncan, OF
Philadelphia Phillies1913
Baltimore (Federal League)1914-15

Tim Federowicz, C
Los Angeles Dodgers2011-14
Chicago Cubs2016

Tyrell Godwin, OF
Washington Nationals2005

Archibald (Moonlight) Graham, OF
New York Giants..1905 (also Maryland)



Players in the Majors

Adam Greenberg, OF Chicago Cubs2005 Florida Marlins2012	Bill Mellor, P Baltimore Orioles1902	B.J. Surhoff, C/OF Milwaukee Brewers 1987-95 Baltimore Orioles 1996-99, 03-05 Atlanta Braves 2000-02	Roger Craig, P Brooklyn Dodgers 1955-57 Los Angeles Dodgers 1958-61 New York Mets 1962-63 St. Louis Cardinals 1964 Cincinnati Reds 1965 Philadelphia Phillies.....1966
Matt Harvey, P New York Mets 2012-13, 15-16	Matt Merullo, C Chicago White Sox 1989-93 Cleveland Indians 1994 Minnesota Twins 1995	James (Shag) Thompson, OF Philadelphia Athletics 1914-16	Doug Davis, C California Angels1988 Texas Rangers1992
Bill Haywood, P Washington Senators1968	Andrew Miller, P Detroit Tigers2006-07 Florida Marlins2008-10 Boston Red Sox2011-14 Baltimore Orioles2014 New York Yankees2015-16 Cleveland Indians2016	George Turbeville, P Philadelphia Athletics 1935-37	Joe DeBerry, P St. Louis Browns..... 1920-21
Bunn Hearn, P St. Louis Cardinals 1910-11 New York Giants.....1913 Pittsburgh (Federal League).....1915 Boston Braves1918, 20	Colin Moran, 3B Houston Astros2016	Adam Warren, P New York Yankees 2012-16	Joey Devine, P Atlanta Braves2005-07 Oakland Athletics.....2008, 11
Harry Hedgepath, P Washington Senators1913	Mike Morin, P Los Angeles Angels2014-16	Walt Weiss, SS Oakland Athletics 1988-92 Florida Marlins1993, 98 Colorado Rockies 1994-97 Atlanta Braves 1998-00	Jonathan Diaz, 2B/3B Boston Red Sox2013 Toronto Blue Jays..... 2014-15
Herm Holshouser, P St. Louis Browns.....1930	Bill Paschall, P Kansas City Royals 1978-79, 81	Alex White, P Cleveland Indians2011 Colorado Rockies 2011-12	Bill Evans, P Pittsburgh Pirates 1916-17, 1919
Garry Hill, P Atlanta Braves1969	Johnny Peacock, C Boston Red Sox 1937-44 Philadelphia Phillies..... 1944-45 Brooklyn Dodgers 1945	Burgess Whitehead, IF St. Louis Cardinals 1933-35 New York Giants..... 1936-37, 39-41 Pittsburgh Pirates 1946	Adam Everett, SS Houston Astros 2001-07 Minnesota Twins.....2008 Detroit Tigers 2009-10 Cleveland Indians2011
John Humphries, P Cleveland Indians 1938-40 Chicago White Sox 1941-45 Philadelphia Phillies.....1946	Chris Pittaro, SS Detroit Tigers 1985-86 Minnesota Twins..... 1986-87	Marshall Williams, P Philadelphia Athletics1916	Stu Flythe Philadelphia Athletics1936
Chris Iannetta, C Colorado Rockies 2006-11 Anaheim Angels 2012-15 Seattle Mariners2016	Luke Putkonen, P Detroit Tigers2012-14	Brad Woodall, P Atlanta Braves 1994-96, 98 Chicago Cubs1999	Jeff Hartssock, P Chicago Cubs1992
Tommy Irwin, SS Cleveland Indians1938	Lew Riggs, 3B St. Louis Cardinals1934 Cincinnati Reds 1935-40 Brooklyn Dodgers 1941-42, 46	Larry Woodall, C Detroit Tigers 1920-29	Dutch Holland, OF Boston Braves 1932-33 Cleveland Indians 1934
Mike Jerzembeck, P New York Yankees 1998-99	Brian Roberts, 2B Baltimore Orioles2001-13 New York Yankees2014	Rob Wooten, P Milwaukee Brewers 2013-15	John Lanning, P Boston Braves 1936-39 Pittsburgh Pirates 1940-43, 45-46 Boston Braves 1947
Fred Johnston, 2B/SS/3B Brooklyn Dodgers1924	Kyle Seager, 3B Seattle Mariners 2011-16	NC STATE	Corey Lee, P Texas Rangers1999
Clyde King, P Brooklyn Dodgers..... 1944-45 , 47-48, 51-52 Cincinnati Reds1953	Ernest Shirley, 1B Washington Senators 1924-25	Brian Bark, P Boston Red Sox.....1995	Cory Mazzoni, P San Diego Padres2015
Bob Lawson Boston Beaneaters1901 Baltimore Orioles1902	Paul Shuey, P Cleveland Indians 1994-02 Los Angeles Dodgers 2002-03 Baltimore Orioles2007	Andy Barket, OF Pittsburgh Pirates2001	Jim McNamara, C San Francisco Giants 1992-93
Dave Lemonds, P Chicago Cubs1969 Chicago White Sox1972	Ryan Snare, P Texas Rangers2004	Aaron Bates, 1B Boston Red Sox.....2009	Louie Meadows, OF Houston Astros 1986, 88-90
Jesse Levis, C Cleveland Indians 1992-95, 99 Milwaukee Brewers 1996-98, 2001	Kyle Snyder, P Kansas City Royals 2003, 05-06 Boston Red Sox.....2006-08	Greg Briley, 2B/OF Seattle Mariners 1988-92 Florida Marlins1993	Colt Morton, C San Diego Padres 2007-08
Clem Llewellyn, P New York Yankees1922	Jacob Stallings, C Pittsburgh Pirates2016	Jimmy Brown, SS St. Louis Cardinals 1937-43 Pittsburgh Pirates 1946	George Murray, P New York Yankees1922 Boston Braves 1923-24 Washington Senators 1926-27
Dwight Lowry, C Detroit Tigers 1984, 86-87 Minnesota Twins.....1988	Buck Stanton, OF St. Louis Browns.....1931	Jake Buchanan, P Houston Astros 2014-15 Chicago Cubs2016	Chad Orvella, P Tampa Bay Devil Rays 2005-07
Jim Mallory, OF Washington Senators1940 St. Louis Cardinals1945 New York Giants.....1945	Fred Stem, 1B Boston Braves 1908-09	Dick Burrus, OF/1B Philadelphia Athletics 1919-20 Boston Braves 1925-28	Chink Outen, C Brooklyn Dodgers.....1933
Mike Mangini, 3B Seattle Mariners2010	George (Snuffy) Stirnweiss, 2B New York Yankees 1943-50 St. Louis Browns1950 Cleveland Indians 1951-52	Mike Caldwell, P San Diego Padres 1971-73 San Francisco Giants 1974-76 Cincinnati Reds1977 Milwaukee Brewers 1977-84	Jeff Pierce, P Boston Red Sox.....1995



Players in the Majors

Dan Plesac, P Milwaukee Brewers 1986-92 Chicago Cubs 1993-94 Pittsburgh Pirates 1995-96 Toronto Blue Jays 1997-99, 01 Arizona Diamondbacks 1999-00 Toronto Blue Jays 2002 Philadelphia Phillies 2002-03	Colorado Rockies 2015 Oakland Athletics 2016	Boston Red Sox 1903-06	Dan McGinn, P Cincinnati Reds 1968 Montreal Expos 1969-71 Chicago Cubs 1972
Buck Redfern, IF Chicago White Sox 1928-29	Alfred "Dutch" Bergman, 2B Cleveland Indians 1916	Jim Hannan, P Washington Senators 1962-70 Detroit Tigers 1971 Milwaukee Brewers 1971	Johnny McHale, 1B Detroit Tigers 1943-48
Dave Robertson, OF New York Yankees 1912, 14-17, 19 Chicago Cubs 1919-21 Pittsburgh Pirates 1921 New York Giants. 1922 (<i>also Wake Forest</i>)	Bob Bescher, LF Cincinnati Reds 1908-13 New York Giants 1914 St. Louis Cardinals 1915-17 Cleveland Indians 1918	Ed Hanyzewski, P Chicago Cubs 1942-46	Chris Michalak, P Arizona Diamondbacks 1998 Toronto Blue Jays 2001 Texas Rangers 2001-02 Cincinnati Reds 2006
Carlos Rodon, P Chicago White Sox 2015-16	Lou Bevil, P Washington Senators 1942	Aaron Heilman, P New York Mets 2003-08 Chicago Cubs 2009 Arizona Diamondbacks 2010-11 Seattle Mariners 2012	Rupert Mills, 1B Newark Federals 1915
Tommy Smith, OF Cleveland Indians 1973-76	Joe Birmingham, CF Cleveland Indians 1906-14	Bert Inks, P Brooklyn Grooms 1891-92 Washington Senators 1892 Baltimore Orioles 1894 Louisville Colonels 1894-95 Philadelphia Phillies 1896 Cincinnati Reds 1896	Johnny Mohardt, OF Detroit Tigers 1922
Tim Stoddard, P Chicago White Sox 1975 Baltimore Orioles 1978-83 Chicago Cubs 1984 San Diego Padres 1985-86 New York Yankees 1988-88 Cleveland Indians 1989	Jim Brady, P Detroit Tigers 1956	Burt Keeley, P Washington Senators 1808-09	James "Red" Morgan, 3B Boston Red Sox 1906
Doug Strange, 2B Detroit Tigers 1989-90 Chicago Cubs 1991-92 Texas Rangers 1993-94 Seattle Mariners 1995-96 Montreal Expos 1997 Pittsburgh Pirates 1998	Billy Burke, P Boston Braves 1910-11	Albert "Red" Kelly, RF Chicago White Sox 1910	Patrick Murray, P Philadelphia Phillies 1919
Eric Surkamp, P San Francisco Giants 2011, 13 Chicago White Sox 2014 Los Angeles Dodgers 2015 Oakland Athletics 2016	Charles "Count" Campau, RF Detroit Wolverines 1888 St. Louis Browns 1890 Washington Senators 1894	Herb Kelly, P Pittsburgh Pirates 1914-15	John "Red" Murray, OF St. Louis Cardinals 1906-08 New York Giants 1909-15, 17 Chicago Cubs 1915
Trea Turner, 2B/SS Washington Nationals 2015-16	Frank Carpin, P Pittsburgh Pirates 1965 Houston Astros 1966	Ed Lagger, P Philadelphia A's 1934	Lou Nagelson, C Cleveland Indians 1912
Jacob Wade, P Detroit Tigers 1936-38 Boston Red Sox 1939 St. Louis Browns 1939 Chicago White Sox 1942-44 New York Yankees 1946 Washington Senators 1946	Tommy Carroll, IF New York Yankees 1955-56 Kansas City Athletics 1959	Bill Lathrop, P Chicago White Sox 1913-14	Hank Olmstead, P Boston Red Sox 1905
Kemp Wicker, P New York Yankees 1936-38 Brooklyn Dodgers 1941	Paul Castner, P Chicago White Sox 1923	Brad Lidge, P Houston Astros 2002-06 Philadelphia Phillies 2007-11 Washington Nationals 2012	Phillip "Peaches" O'Neill, C/1B Cincinnati Reds 1904
Tracy Woodson, 3B Los Angeles Dodgers 1987-90 St. Louis Cardinals 1992-93	Craig Counsell, IF Colorado Rockies 1995, 97 Florida Marlins 1999 L.A. Dodgers 2000 Arizona Diamondbacks 2000-03, 05-06 Milwaukee Brewers 2004, 07-11	Adrian Lynch, P St. Louis Browns 1920	Christian Parker, P New York Yankees 2001
NOTRE DAME	Harry Curtis, C New York Giants 1907	Earle Mack, IF Philadelphia A's 1910-11, 14	Dan Peltier, 1B/RF Texas Rangers 1992-93 San Francisco Giants 1994-96
Adrian "Cap" Anson, IF Chicago Cubs 1876-97	George Cutshaw, 2B Brooklyn Dodgers 1912-17 Pittsburgh Pirates 1918-21 Detroit Tigers 1922-23	Matt Macri, IF Minnesota Twins 2008	David Phelps, P New York Yankees 2012-14 Miami Marlins 2015-16
John Axford, P Milwaukee Brewers 2009-13 Saint Louis Cardinals 2013 Cleveland Indians 2014 Pittsburgh Pirates 2014	Bert Daniels, OF New York Yankees 1910-13 Cincinnati Reds 1914	Jeff Manship, P Minnesota Twins 2009-12 Colorado Rockies 2013 Philadelphia Phillies 2014 Cleveland Indians 2015-16	Andy Pilney, PH Boston Braves 1936
	Jean Dubuc, P Cincinnati Reds 1908-09 Detroit Tigers 1912-16 Boston Red Sox 1918 New York Giants 1919	Jackie Mayo, OF/1B Philadelphia Phillies 1948-53	A.J. Pollock, CF Arizona Diamondbacks 2012-16
	Shaun Fitzmaurice, CF New York Mets 1966	Alex McCarthy, IF Pittsburgh Pirates 1910-15, 16-17 Chicago Cubs 1915-16	Michael "Doc" Powers, C/1B Louisville Colonels 1898-99 Washington Senators 1899 Philadelphia A's 1901-09 New York Yankees 1905
	James "Steamer" Flanagan, CF Pittsburgh Pirates 1905	Ed McDonough, C Philadelphia Phillies 1909-10	Bill Reed, 2B Boston Braves 1952
	Bill Froats, P Detroit Tigers 1955	Willie McGill, P Cleveland Infants 1890 St. Louis Browns 1891 Cincinnati Reds 1891-92 Chicago Cubs 1893-94 Philadelphia Phillies 1895-96	Ron Reed, P Atlanta Braves 1966-75 St. Louis Cardinals 1975 Philadelphia Phillies 1976-83 Chicago White Sox 1984
	Norwood Gibson, P		Ed Reulbach, P Chicago Cubs 1905-13 Brooklyn Dodgers 1913-14 Newark Federals 1915 Chicago Cubs 1916-17



Players in the Majors

Rich Rusteck, P
New York Mets1966

Jeff Samardzija, P
Chicago Cubs 2008-14
Oakland Athletics.....2014
Chicago White Sox.....2015
San Francisco Giants2016

Frank Scanlan, P
Philadelphia Phillies1909

Arthur "Tillie" Shafer, IF
New York Giants 1910-13

Frank Shaughnessy, CF
Washington Senators 1905
Philadelphia A's 1908

Tommy Shields, IF
Baltimore Orioles1992
Chicago Cubs1993

Tom "Duke" Simpson, P
Chicago Cubs1953

Richard "Red" Smith, C
New York Giants1927

Lou Sockalexis, RF
Cleveland Indians 1897-99

Billy Sullivan, Jr., IF
Chicago White Sox 1931-33
Cincinnati Reds1935
Cleveland Indians 1936-37
St. Louis Browns 1938-39
Detroit Tigers 1940-41
Brooklyn Dodgers 1942
Pittsburgh Pirates 1947

Lancelot "Yank" Terry, P
Boston Red Sox 1940-45

Henry Thielman, P/OF
New York Giants1902
Cincinnati Reds 1902
Brooklyn Dodgers1903

Dick Thoenen, P
Philadelphia Phillies1967

Clem Clemens (Ulatowski), C/2B
Chicago Whales 1914-15
Chicago Cubs1916

Ed Walsh, Jr., P
Chicago White Sox 1928-32

John G. Walsh, 3B
Philadelphia Phillies1903

Kyle Weiland, P
Boston Red Sox2011
Houston Astros 2012-13

Tom Whelan, 1B
Boston Braves1920

Fred "Cy" Williams, CF
Chicago Cubs 1912-17
Philadelphia Phillies 1918-30

Carl Yastrzemski, LF/1B
Boston Red Sox 1961-83

PITT

Jason Conti, OF
Arizona Diamondbacks..... 2000-01
Tampa Bay Devil Rays2002
Milwaukee Brewers2003
Texas Rangers2004

Art Griggs, 1B/2B/OF
Saint Louis Browns..... 1909-10
Cleveland Naps 1911-12
Brooklyn Tip-Tops 1914-15
Detroit Tigers1918

Thomas Healy, 3B
Philadelphia Athletics 1915-16

Dick Hoblitzell, 1B
Cincinnati Reds 1908-14
Boston Red Sox..... 1914-18

Chris Jelic, LF
New York Mets1990

Russ Kemmerer, P
Boston Red Sox..... 1954-55,57
Washington Senators 1957-60
Chicago White Sox 1960-62
Houston Colt .45's 1962-63

Al Lachowicz, P
Texas Rangers1983

Ken Macha, IF
Pittsburgh Pirates 1974,77-78
Montreal Expos..... 1979-80
Toronto Blue Jays1981

Bob Malloy, P
Cincinnati Reds 1943-44,46-47
Saint Louis Browns.....1949

Doc Medich, P
New York Yankees 1972-75
Pittsburgh Pirates1976
Oakland Athletics.....1977
Seattle Mariners1977
New York Mets1977
Texas Rangers 1978-1982
Milwaukee Brewers1982

Johnny Muljus, P
Pittsburgh Rebels1915
Brooklyn Robins 1917,20-21
Pittsburgh Pirates 1927-28
Cleveland Indians 1928-29

Dave Pope, OF
Cleveland Indians 1952,54-55,56
Baltimore Orioles 1955-56

Jason Rakers, P
Cleveland Indians..... 1988-99
Kansas City Royals2000

Doc Ralston, LF
Washington Senators1910

Steve Swetonic, P
Pittsburgh Pirates 1929-33

VIRGINIA

David Adams, IF
New York Yankees2013

Mike Ballard, P
Baltimore Orioles2011

Brian Buchanan, OF
Minnesota Twins..... 2000-02
San Diego Padres 2002-04
New York Mets2004

Nick Carter, P
Philadelphia Athletics1908

Kyle Crockett, P
Cleveland Indians 2014-16

Mike Cubbage, 3B
Texas Rangers 1974-76
Minnesota Twins..... 1976-80
New York Mets1981

Walter (Doc) Curley, 2B
Chicago Cubs1899

Jack Dalton, OF
Brooklyn Dodgers1910, 14
Buffalo Blues (Federal League).....1915
Detroit Tigers1916

Pat Daneker, P
Chicago White Sox1999

Bill Dietrick, SS/OF
Philadelphia Phillies..... 1927-28

Sean Doolittle, P
Oakland Athletics.....2012-16

Charlie Ferguson, P
Philadelphia Phillies..... 1884-87

Hank Foiles, C
Cincinnati Reds1953
Cleveland Indians 1953-56, 1960
Pittsburgh Pirates 1956-59
Kansas City Athletics.....1960
Baltimore Orioles1961
Cincinnati Reds 1962-63
Los Angeles Angels..... 1962-64

Philip Gosselin, 2B
Atlanta Braves 2013-15
Arizona Diamondbacks..... 2015-16

Seth Greisinger, P
Detroit Tigers1998, 00, 02
Minnesota Twins.....2004
Atlanta Braves2005

Brandon Guyer, OF
Tampa Bay Rays 2011-12,14-16
Cleveland Indians2016

Bill Harman, P/C
Philadelphia Phillies.....1941

Joe Hicks, OF
Chicago White Sox 1959-60
Washington Senators 1961-62
New York Yankees1963

John Hicks, C/3B
Seattle Mariners2015
Detroit Tigers2016

Howard (Mul) Holland, P
Cincinnati Reds1926
New York Giants.....1927
St. Louis Cardinals1929

Ricky Horton, P
St. Louis Cardinals 1984-87, 89-90
Chicago White Sox1988
Los Angeles Dodgers1988

Doug Johns, P
Oakland Athletics..... 1995-96, 2000
Baltimore Orioles 1998-99

Joe Koshansky, 1B
Colorado Rockies 2007-08

Frank Lankford, P
Los Angeles Dodgers1998

Javier Lopez, P
Colorado Rockies 2003-05
Arizona Diamondbacks.....2005
Boston Red Sox..... 2006-09
Pittsburgh Pirates2010
San Francisco Giants 2010-16

Bob Malloy, P
Texas Rangers1987
Montreal Expos.....1990

Doug Neff, IF
Washington Senators 1914-15

Jarrett Parker, OF
San Francisco Giants 2015-16

Mark Reynolds, IF
Arizona Diamondbacks.....2007-10
Baltimore Orioles 2011-12
New York Yankees2013
Milwaukee Brewers2014
Saint Louis Cardinals.....2015
Colorado Rockies2016

Eppa Rixey, P
Philadelphia Phillies... 1912-17,1919-20
Cincinnati Reds 1921-33

Mel Roach, IF
Milwaukee Braves 1953-61
Chicago Cubs1961
Philadelphia Phillies.....1962

Orlin (Buck) Rogers, P
Washington Senators1935

Michael Schwimmer, P
Philadelphia Phillies..... 2011-12

Andy Sommerville, P
Brooklyn Dodgers1894

Henry Lee (Jack) Spratt, SS
Boston Braves 1911-1912

Chris Taylor, SS
Seattle Mariners 2014-16
Los Angeles Dodgers2016

Davis (Dave) Wills, 1B
Louisville Colonels1899

Tyler Wilson, P
Baltimore Orioles 2015-16

Ryan Zimmerman, 3B
Washington Nationals..... 2005-16



Players in the Majors

VIRGINIA TECH

Toby Atwell, C

Chicago Cubs 1952-53
Pittsburgh Pirates 1953-56
Milwaukee Braves 1956

Kevin Barker, 1B

Milwaukee Brewers 1999-2000
San Diego Padres 2002
Toronto Blue Jays 2006
Cincinnati Reds 2009

Leo Burke, OF/UT

Baltimore Orioles 1958-59
Los Angeles Angels 1962
St. Louis Cardinals 1963
Chicago Cubs 1963-65

George Canale, 1B/DH

Milwaukee Brewers 1989-91

Brad Clontz, P

Atlanta Braves 1995-97
Los Angeles Dodgers 1998
New York Mets 1998
Pittsburgh Pirates 1999-2000

Buddy Dear, 2B

Washington Senators 1927

Brian Fitzgerald, P

Seattle Mariners 2002

Jesse Hahn, P

San Diego Padres 2014
Oakland Athletics 2015-16

Cloy Mattox, C

Philadelphia Athletics 1929

Joe Mantiply, P

Detroit Tigers 2016

Johnny Oates, C

Baltimore Orioles 1970, 72
Atlanta Braves 1973-75
Philadelphia Phillies 1975-76
Los Angeles Dodgers 1977-79
New York Yankees 1980-81

Chad Pinder, 2B/SS

Oakland Athletics 2016

Erwin Renfer, P

Detroit Tigers 1913

Ben Rowen, P

Texas Rangers 2014
Milwaukee Brewers 2016

Joe Saunders, P

Los Angeles Angels 2005-10
Arizona Diamondbacks 2010-12
Baltimore Orioles 2012
Seattle Mariners 2013
Texas Rangers 2014
Baltimore Orioles 2014

Wally Shaner, LF/3B

Cleveland Indians 1923
Boston Red Sox 1926-27
Cincinnati Reds 1929

Franklin Stubbs, 1B/OF

Los Angeles Dodgers 1984-89
Houston Astros 1990
Milwaukee Brewers 1991-92
Detroit Tigers 1995

Wyatt Toregas, C

Cleveland Indians 2009
Pittsburgh Pirates 2011

Mike Williams, P

Philadelphia Phillies 1992-96, 2003
Kansas City Royals 1997
Pittsburgh Pirates 1998-2001, 02-03
Houston Astros 2001

WAKE FOREST

Morrie Aderholt, OF

Washington Senators 1939-41
Brooklyn Dodgers 1944-45
Boston Braves 1945

Gair Allie, SS

Pittsburgh Pirates 1954

Mark Antonelli, 2B

San Diego Padres 2008

Junie Barnes, P

Cincinnati Reds 1934

Ryan Braun, P

Kansas City Royals 2006-07

Mike Buddie, P

New York Yankees 1998-99
Milwaukee Brewers 2000-02

David Bush, P

Toronto Blue Jays 2004-05
Milwaukee Brewers 2005-10
Texas Rangers 2011
Toronto Blue Jays 2013

Tommy Byrne, P

New York Yankees .. 1943, 46-51, 54-57
St. Louis Browns 1951-52
Chicago White Sox 1953
Washington Senators 1953

Rip Coleman, P

New York Yankees 1955-56
Kansas City Athletics 1957, 1959
Baltimore Orioles 1959-60

Tim Cooney, P

Saint Louis Cardinals 2015

James D'Antona, 1B

Arizona Diamondbacks 2008

Sean DePaula, P

Cleveland Indians 1999-2002

Bill Dillman, P

Baltimore Orioles 1967
Montreal Expos 1970

Allan Dykstra, 1B

Tampa Bay Rays 2015

John Gaddy, P

Brooklyn Dodgers 1938

Chris Getz, P

Chicago White Sox 2008-09
Kansas City Royals 2010-2013
Toronto Blue Jays 2014

Tommy Gregg, OF

Pittsburgh Pirates 1987-88
Atlanta Braves 1988-92
Cincinnati Reds 1993
Florida Marlins 1995
Atlanta Braves 1997

Lee Gooch, OF

Cleveland Indians 1915
Philadelphia Athletics 1917

Erik Hanson, P

Seattle Mariners 1988-93
Cincinnati Reds 1994
Boston Red Sox 1995
Toronto Blue Jays 1996-98

Willard Hunter, P

Los Angeles Dodgers 1962
New York Mets 1962, 64

Kevin Jarvis, P

Cincinnati Reds 1994-97
Minnesota Twins 1997
Detroit Tigers 1997
Oakland Athletics 1999
Colorado Rockies 2000, 04
San Diego Padres 2001-03
Seattle Mariners 2004
St. Louis Cardinals 2005
Arizona Diamondbacks 2005
Boston Red Sox 2006

Tom Lanning, P

Philadelphia Phillies 1938

Buddy Lewis, 3B

Washington Senators 1935-41, 45-47, 49

Mike MacDougal, P

Kansas City Royals 2001-06
Chicago White Sox 2006-09
Washington Nationals 2009
St. Louis Cardinals 2010
Los Angeles Dodgers 2011-12

Max Marshall, OF

Cincinnati Reds 1942-44

Willard Marshall, OF

New York Yankees 1942, 46-49
Boston Braves 1950-52
Cincinnati Reds 1952-53
Chicago White Sox 1954-55

Rube Melton, P

Philadelphia Phillies 1941-42
Brooklyn Dodgers 1943-44, 46-47

Jack Meyer, P

Philadelphia Phillies 1955-61

Doyt Morris, OF

Philadelphia Athletics 1937

Dick Newsome, P

Boston Red Sox 1941-43

Charlie Ripple, P

Philadelphia Phillies 1944-46

Dave Robertson, OF

New York Yankees 1912, 14-17, 19
Chicago Cubs 1919-21
Pittsburgh Pirates 1921
New York Giants .. 1922 (*also NC State*)

Craig Robinson, SS

Philadelphia Phillies 1972-73
Atlanta Braves 1974-75, 76-77
San Francisco Giants 1975-76

Ray Scarborough, P

Washington Senators ... 1942-43, 46-50
Chicago White Sox 1950
Boston Red Sox 1951-52
New York Yankees 1952-53
Detroit Tigers 1953

Elmer Sexauer, P

Brooklyn Dodgers 1948

Brick Smith, 1B

Seattle Mariners 1987-88

Cory Sullivan, OF

Colorado Rockies 2005-08
New York Mets 2009
Houston Astros 2010

Vic Sorrell, P

Detroit Tigers 1928-37

Mac Williamson, LF

San Francisco Giants 2015-16

Larry Woodall, C

Detroit Tigers 1920-29

William Wynne, P

Washington (NL) 1894

Eddie Yount, OF

Philadelphia Athletics 1937
Pittsburgh Pirates 1939



ACC Single-Game Records

INDIVIDUAL - SINGLE GAME

AT BATS	10
Mickey Wiswall, Boston College vs. Texas.....	5/30/09
Barry Butera, Boston College vs. Texas.....	5/30/09
RUNS SCORED	7
David Buffamoyer, Clemson vs. NC State.....	4/6/79
RUNS BATTED IN	16
Marshall McDougall, Florida St. vs. Maryland.....	5/9/99
BASE HITS	7
Ryan Hubbard, Wake Forest vs. Maryland.....	3/16/03
Marshall McDougall, Florida State vs. Maryland.....	5/9/99
DOUBLES	4
Chad Pinder, Virginia Tech vs. Bradley.....	3/28/12
Kyle Seager, North Carolina vs. Ga. Tech.....	4/5/09
Brian Patrick, Duke vs. Princeton.....	3/16/02
Marshall McDougall, Florida St. vs. Miami.....	4/30/00
Jarrett Shearin, North Carolina vs. W&M.....	2/24/98
Brian Buchanan, Virginia vs. James Madison.....	4/14/92
Todd Wilkinson, North Carolina vs. VCU.....	3/11/84
Greg Schuler, North Carolina vs. UMass.....	3/18/80
TRIPLES	2 by 72 players
HOME RUNS	6
Marshall McDougall, Florida St. vs. Maryland.....	5/9/99
GRAND SLAMS	2
Steve Cunha, Virginia vs. Maryland.....	4/28/90
TOTAL BASES	25
Marshall McDougall, Florida St. vs. Maryland.....	5/9/99
STOLEN BASES	5
Trea Turner, NC State vs. Clemson.....	4/13/12
Brett Linnekohl, Wake Forest vs. Troy.....	3/1/08
Nick Blue, Wake Forest vs. Maryland.....	5/25/04
Eric Patterson, Georgia Tech vs. Duke.....	5/8/04
Brian Roberts, North Carolina vs. Maryland.....	3/7/98
Mike Couture, Clemson vs. NC State.....	4/6/89
K.G. White, Georgia Tech vs. ETSU.....	3/25/87
Steve Mrowka, North Carolina vs. Campbell.....	5/7/86
Tommy Gregg, Wake Forest vs. Elon.....	3/8/84
ERRORS	5
Doug Eastman, Duke vs. North Carolina.....	5/15/87
ERRORS, ONE INNING	3
Brian McGettiga, Virginia vs. Arizona State.....	2/23/96
Doug Eastman, Duke vs. North Carolina.....	5/15/87
INNINGS PITCHED	16
Chuck Porter, Clemson vs. Virginia.....	4/19/74

STRIKEOUTS, PITCHER	19
Shawn Senior, NC State vs. Howard.....	2/20/93
Roger Williams, North Carolina vs. Duke.....	4/17/85
Harry Thomas, Virginia vs. Clemson.....	4/19/74

TEAM - SINGLE GAME

RUNS SCORED	41
Clemson (41) vs. NC State (9).....	4/6/79
RUNS SCORED, ONE INNING	19
Clemson vs. Maryland (3rd inning).....	3/21/98
North Carolina vs. Seton Hall (5th inning).....	3/3/90
RUNS SCORED, NINTH INNING	18
Clemson (41) vs. NC State (9).....	4/6/79
LARGEST WIN MARGIN	34
Florida State (34) vs. Marshall (0).....	2/4/96
AT BATS	(25 innings) 80
Boston College vs. Texas.....	5/30/09
AT BATS, INNING	(9th inning) 22
Clemson vs. NC State.....	4/6/79
PLATE APPEARANCES, ONE INNING	22
North Carolina vs. Seton Hall.....(5th inning)	3/3/90
Clemson vs. NC State.....(9th inning)	4/6/79
BASE HITS	36
Florida State vs. Georgia State.....	5/15/92
BASE HITS, ONE INNING	(6th inning) 15
Florida State vs. Georgia State.....	5/15/92
DOUBLES	15
Florida State vs. Ohio State.....	5/31/09
TRIPLES	5
Clemson vs. Duke.....	4/6/86
HOME RUNS	11
Georgia Tech vs. Maryland.....	3/28/85
Maryland vs. Delaware State.....	4/3/80
HOME RUNS, ONE INNING	(5th inning) 5
Clemson vs. South Carolina.....	5/8/62
GRAND SLAMS	3
Florida State vs. Maryland.....	4/22/97
TOTAL BASES	69
Georgia Tech vs. Maryland.....	3/28/85

TOTAL BASES, ONE INNING	21
Wake Forest vs. Virginia.....	4/19/02
NC State vs. The Citadel.....	4/1/97
Virginia vs. Maryland.....	4/11/78
RUNS BATTED IN	37
Clemson vs. NC State.....	4/6/79
BASE ON BALLS	20
Florida State vs. Jacksonville.....	5/4/10
STOLEN BASES	12
NC State vs. William & Mary.....	4/17/90
SACRIFICE FLIES	6
Georgia Tech vs. Wake Forest.....	4/14/95
North Carolina vs. Princeton.....	3/16/10
DOUBLE PLAYS TURNED	6
Clemson vs. Georgia.....	5/11/95
Clemson vs. New Orleans.....	5/21/89
NC State vs. Clemson.....	3/8/15

TWO TEAMS - SINGLE GAME

HOME RUNS IN ACC GAME, 2 TEAMS	12
Georgia Tech (11) vs. Maryland (1).....	3/28/85
PLATE APPEARANCES, 2 TEAMS..(25 innings) 191	
Texas (102) vs. Boston College (89).....	5/30/09
RUNS SCORED, 2 TEAMS	54
Clemson (16) vs. South Carolina (38).....	4/23/97
BASE HITS, 2 TEAMS	51
Virginia (34) vs. Maryland (17).....	4/28/90
DOUBLES, 2 TEAMS	14
Georgia Tech (5) vs. New Orleans (9).....	3/30/88
TRIPLES, 2 TEAMS	7
Clemson (4) vs. Howard (3).....	4/8/78
HOME RUNS, 2 TEAMS	13
Maryland (8) vs. Navy (5).....	4/23/85
TOTAL BASES, 2 TEAMS	94
Clemson (56) vs. South Carolina (38).....	5/8/62
RUNS BATTED IN, 2 TEAMS	52
Clemson (16) vs. South Carolina (36).....	4/23/97



ACC Season Records

INDIVIDUAL - SEASON

GAMES PLAYED	75
Six players	1994
BATTING AVG476
Bill Merrifield, Wake Forest	1983
CONSECUTIVE HITS	28
Dustin Ackley, North Carolina	2007
HITTING STREAK	41
Rusty Adkins, Clemson	1965-66
HOME RUNS	(67 gms) 31
J.D. Drew, Florida State.....	1997
RUNS BATTED IN	(66 gms, 1.75) 116
Jeremy Morris, Florida State.....	1997
RUNS SCORED	(67 gms) 110
J.D. Drew, Florida State.....	1997
AT BATS	(75 gms, 4.4) 330
Shane Monahan, Clemson	1994
BASE HITS	(75 gms, 1.83) 137
Shane Monahan, Clemson	1994
DOUBLES	36
<i>Jeremy Morris, Florida State.....</i>	<i>1996</i>
TRIPLES	12
Jay Payton, Georgia Tech	1993
STOLEN BASES	63
Brian Roberts, North Carolina.....	1998
TOTAL BASES	250
Khalil Greene, Clemson	2002
DOUBLES PER GAME	0.53
Tony Thomas, Jr., Florida State.....	2007
TRIPLES PER GAME	0.29
Dan Phelan, Duke.....	1972
HOME RUNS PER GAME	0.63
Tracy Woodson, NC State	1984
RBI'S PER GAME	1.93
Tracy Woodson, NC State	1984
RUNS SCORED PER GAME	1.64
(116, 67 games)	
J.D. Drew, Florida State.....	1997
STOLEN BASES PER GAME	1.35
Howie Dare, Maryland	1957

SLUGGING PERCENTAGE961
(224 TB, 233 AB)	
J.D. Drew, Florida State.....	1994
BASE ON BALLS	84
J.D. Drew, Florida State.....	1997
HIT BY PITCH	29
Ryder Mathias, Wake Forest	2005
PUTOUTS	659
Doug Mientkiewicz, Florida State.....	1994
TOTAL CHANCES	719
Doug Mientkiewicz, Florida State.....	1994
ERRORS	34
Jim Crowley, Clemson	1989
APPEARANCES	47
Rob Wooten, North Carolina.....	2007
GAMES STARTED	21
Randy Choate, Florida State.....	1996
Brad Rigby, Georgia Tech	1994
Roger Bailey, Florida State.....	1992
EARNED RUN AVERAGE	0.41
Jerry West, Wake Forest	1960
VICTORIES	16
Brian Barnes, Clemson	1989
STRIKEOUTS	208
Brian Barnes, Clemson	1989
SO PER 9 INNINGS	14.32
Jim Poole, Georgia Tech	1988
LOW HITS PER 9 INNINGS	2.77
Richard Phillips, NC State.....	1973
INNINGS PITCHED	159.1
Matt Donahue, NC State.....	1991
COMPLETE GAMES	13
Greg Norris, North Carolina	1978
NO HIT GAMES	2
Bob Grossman, Maryland	1972
SAVES	20
Nick Howard, Virginia.....	2014
SHUTOUTS	4
Kris Benson, Clemson	1996
Paul Wilson, Florida State.....	1993
Paul Grossman, NC State.....	1985
Ron Musselman, Clemson.....	1976
Mike Dempsey, NC State.....	1975
Mike Caldwell, NC State	1971

CONSECUTIVE WINS	26
Kyle Sleeth, Wake Forest	2001-2003
HOME RUNS ALLOWED	23
(46 innings, 4.5/9 inn)	
Robert Bistle, Maryland.....	1985
WILD PITCHES	23
(122.2 innings, 1.68/9 inn)	
Mike Buddie, Wake Forest.....	1992
HIT BATTERS	25
Tony Bajoczky, Duke	2006
TEAM - SEASON	
GAMES PLAYED	75
Clemson (57-18)	1994
Florida State (53-22).....	1994
VICTORIES	60
Florida State (60-14).....	2002
Clemson (60-10).....	1991
WINNING PERCENTAGE	(60-10) .857
Clemson.....	1991
CONSECUTIVE WINS	26
Clemson.....	1977
CONSECUTIVE GAMES W/O BEING SHUTOUT ...	302
Georgia Tech.....	4-27-76 to 4-18-84
BATTING AVERAGE355
(869 hits, 2450 at bats)	
Florida State.....	2008
LOW BATTING AVERAGE204
(172 hits, 845 at bats)	
Wake Forest.....	1971
AT BATS	(75 gms) 2639
Clemson.....	1994
RUNS SCORED	698
(70 games, 9.97 runs/gm)	
Clemson.....	1991
MOST RUNS PER GAME	10.3
(55 games, 567 RS)	
Georgia Tech	1984
LEAST RUNS PER GAME	2.5
(60 runs, 24 games)	
Duke.....	1973
BASE HITS	874
Clemson.....	1991
DOUBLES	(70 gms) 189
Clemson.....	1991



ACC Season Records

STOLEN BASES (68 gms, 2.76/gm) 188	Clemson..... 1988
LEAST STOLEN BASES (24 gms) 6	Duke..... 1973
STOLEN BASES/GAME (23 gms) 3.30	Maryland..... 1957
TOTAL BASES (70 gms) 1462	Clemson..... 1991
SLUGGING PERCENTAGE591	NC State..... 1988
SACRIFICES 87	Virginia..... 2014
MOST FIELDING CHANCES (75 gms) 2,989	Clemson..... 1994
BEST FIELDING AVERAGE983	Miami..... 2016
LOW FIELDING AVERAGE897	Clemson..... 1956
DOUBLE PLAYS 87	Florida State..... 1996
BEST ERA 0.95	(23 ER, 218 innings)
	Maryland..... 1968
WORST ERA 7.98	(377 ER, 425.1 innings)
	Maryland..... 1985
NO HIT GAMES 3	Maryland..... 1972
INNINGS PITCHED 689	(626 strikeouts, 3.46 ERA)
	Clemson..... 1994
STRIKEOUTS 680	(659 innings, 9.29/9 innings)
	Florida State..... 1994
SHUTOUTS 16	Virginia..... 2011
COMPLETE GAMES 27	Clemson..... 1976

Top Five Seasons

BATTING AVERAGE

Bill Merrifield, Wake Forest.....	1983	.476
Khalil Greene, Clemson.....	2002	.470
Buster Posey, Florida State.....	2008	.463
Jim Pitt, Maryland.....	1964	.460
J.D. Drew, Florida State.....	1997	.455

HOME RUNS

J.D. Drew, Florida State.....	1997	31
Marshall McDougall, Florida State.....	1999	28
Khalil Greene, Clemson.....	2002	27
Buster Posey, Florida State.....	2008	26
Five Players Tied.....		25

RUNS BATTED IN

Jeremy Morris, Florida State.....	1997	116
Marshall McDougall, Florida State.....	1999	106
Jay Paton, Georgia Tech.....	1994	102
J.D. Drew, Florida State.....	1997	100
Riccardo Ingram, Georgia Tech.....	1987	99

RUNS SCORED

J.D. Drew, Florida State.....	1997	110
Mark Teixeira, Georgia Tech.....	2000	104
Marshall McDougall, Florida State.....	1999	104
Shane Monahan, Clemson.....	1994	97
Shane Robinson, Florida State.....	2005	96

DOUBLES

Jeremy Morris, Florida State.....	1996	36
Tony Thomas, Jr., Florida State.....	2007	33
Khalil Greene, Clemson.....	2002	33
John-Ford Griffin, Florida State.....	2001	33
John-Ford Griffin, Florida State.....	2000	33

TRIPLES

Jay Payton, Georgia Tech.....	1993	12
Nomar Garciaparra, Georgia Tech.....	1994	11
Bill Spiers, Clemson.....	1987	11
Bobby Brower, Duke.....	1981	11
Two Players Tied.....		10

BASE HITS

Shane Monahan, Clemson.....	1994	137
Khalil Greene, Clemson.....	2002	134
Jay Payton, Georgia Tech.....	1994	129
Marshall McDougall, Florida State.....	1999	126
John-Ford Griffin, Florida State.....	2000	121

SLUGGING PERCENTAGE

J.D. Drew, Florida State.....	1997	.957
Derek Hacopian, Maryland.....	1992	.943
Tracy Woodson, NC State.....	1984	.930
Bill Merrifield, Wake Forest.....	1982	.923
Billy Masse, Wake Forest.....	1988	.883

AT BATS

Shane Monahan, Clemson.....	1994	330
Chris Smith, Florida State.....	2000	301
Matt Diaz, Florida State.....	1999	301
Marshall McDougall, Florida State.....	1999	301
John-Ford Griffin, Florida State.....	2000	300

GAMES PLAYED

Seth Brizek, Clemson.....	1994	75
Mike Hampton, Clemson.....	1994	75
Randy Hodges, Florida State.....	1994	75
Mike Martin, Florida State.....	1994	75
Doug Mientkiewicz, Florida State.....	1994	75
Shane Monahan, Clemson.....	1994	75

BASE ON BALLS

J.D. Drew, Florida State.....	1997	84
Yonder Alonso, Miami.....	2008	76
Jason Varitek, Georgia Tech.....	1994	76
Zack Collins, Miami.....	2016	75
Darren Bragg, Georgia Tech.....	1989	73

STOLEN BASES

Brian Roberts, North Carolina.....	1998	63
Trea Turner, NC State.....	2012	57
Ty Griffin, Georgia Tech.....	1986	50
Shane Robinson, Florida State.....	2005	49
Eric Patterson, Georgia Tech.....	2004	48

EARNED RUN AVERAGE

Bill Lovingood, Wake Forest.....	1957	0.58
Mike Herson, Maryland.....	1968	0.69
Gary Hill, North Carolina.....	1967	0.70
Tommy Qualters, Clemson.....	1978	0.79
Billy O'Dell, Clemson.....	1954	0.79

WINS

Brian Barnes, Clemson.....	1989	16
Randy Choate, Florida State.....	1996	15
Eight Players Tied.....		14

STRIKEOUTS

Brian Barnes, Clemson.....	1989	208
Chris Benson, Clemson.....	1996	204
Brad Rigby, Georgia Tech.....	1994	184
Carlos Rodon, NC State.....	2013	184
Danny Hultzen, Virginia.....	2011	165

INNINGS PITCHED

Matt Donahue, NC State.....	1991	159.1
Kris Benson, Clemson.....	1996	156.0
Randy Choate, Florida State.....	1996	150.0
Brian Barnes, Clemson.....	1989	146.0
John Hendricks, Wake Forest.....	1998	143.1

GAMES PITCHED

Kevin Lynch, Florida State.....	2005	46
Jim Poole, Georgia Tech.....	1988	45
Rob Wooten, North Carolina.....	2008	44
Derrick DePriest, North Carolina.....	1998	44
Kyle Bellamy, Miami.....	2008	43
Frankie Bartow, Miami.....	2016	43

SAVES

Nick Howard, Virginia.....	2014	20
Michael Morin, North Carolina.....	2012	19
Branden Kline, Virginia.....	2011	18
Kevin Arico, Virginia.....	2010	18
Andrew Carignan, North Carolina.....	2007	18
Thad Chrismon, North Carolina.....	1993	18
Bryan Garcia, Miami.....	2016	18

SHUTOUTS

Kris Benson, Clemson.....	1996	4
Paul Wilson, Florida State.....	1993	4
Paul Grossman, NC State.....	1984	4
Ron Musselman, Clemson.....	1976	4
Mike Dempsey, NC State.....	1975	4
Mike Caldwell, NC State.....	1971	4

STRIKEOUTS/9 INNINGS

Jim Poole, Georgia Tech.....	1988	14.3
Jerry Vezendy, Maryland.....	1963	14.1
Bob Grossman, Maryland.....	1972	13.2
Yates Hall, Virginia.....	1994	12.9
Brian Barnes, Clemson.....	1989	12.8



ACC Career Records

Batting Average

1. John-Ford Griffin, Florida State... 1999-2001... 427
2. Dustin Ackley, North Carolina 2007-09... 412
3. Mark Teixeira, Georgia Tech..... 1999-2001... 409
4. Bill Merrifield, Wake Forest 1981-83... 400
5. Buster Posey, Florida State..... 2006-08... 398
6. Jon Palmieri, Wake Forest 1996-99... 395
7. Shane Monahan, Clemson..... 1993-95... 394
8. B.J. Surhoff, North Carolina 1983-85... 392
Al Spangler, Duke 1953-54... 392
10. J.D. Drew, Florida State 1995-97... 391
11. Brian Roberts, North Carolina 1997-98... 389
12. Aaron Bates, NC State..... 2005-06... 387
Tom Brown, Maryland 1961-62... 387
14. Scott Jordan, Georgia Tech 1982-85... 386
15. Eddy Martinez-Esteve, FSU 2003-04... 385
16. Jason Varitek, Georgia Tech..... 1991-93... 384
Matt Diaz, Florida State..... 1998-99... 384
18. Marshall McDougall, FSU..... 1999-2000... 383
19. Cory Sullivan, Wake Forest..... 2000-01... 382
20. Billy McMillon, Clemson 1991-93... 381
21. Brian Ward, NC State..... 1998-99... 380
Vaughn Schill, Duke 1997-99... 380
Steve Domecus, Virginia Tech 2009-10... 380
24. Rusty Adkins, Clemson 1965-67... 379
Tim Fedroff, North Carolina..... 2007-09... 379

Runs Scored

1. Tom Sergio, NC State 1994-97.... 290
2. Jake Weber, NC State..... 1995-98.... 288
3. Bert Heffernan, Clemson..... 1985-88.... 285
4. Brian Bark, NC State 1987-90.... 265
Khalil Greene, Clemson 1999-2002.... 265
6. Jason Varitek, Georgia Tech..... 1991-94.... 261
7. Tyler Holt, Florida State..... 2008-10.... 257
8. Brooks Badeaux, Florida State..... 1995-98.... 256
9. J.D. Drew, Florida State 1995-97.... 254
10. Scott Jordan, Georgia Tech 1983-85.... 253
11. Tyler Holt, Florida State..... 2008-10.... 252
12. Steve Newbern, Georgia Tech..... 1982-85.... 242
13. Shane Monahan, Clemson..... 1993-95.... 235
14. Kurt Bultmann, Clemson 1996-99.... 233
15. Darren Bragg, Georgia Tech 1988-81.... 232
Jeff Becker, Duke 1996-2000.... 232
17. Jon Palmieri, Wake Forest 1996-99.... 230
Scott Zech, Florida State..... 1994-97.... 229
19. Shane Robinson, Florida State 2003-06.... 227
Dustin Ackley, North Carolina 2007-09.... 227
21. Brian Wright, NC State..... 1999-2002.... 225
23. K.G. White, Georgia Tech 1985-88.... 222
Jeremy Morris, Florida State 1994-97.... 222
25. Ty Griffin, Georgia Tech..... 1986-88.... 220
Victor Menocal, Georgia Tech.... 1999-2002.... 220

Doubles

1. Khalil Greene, Clemson 1999-2002..... 95
2. Jason Varitek, Georgia Tech..... 1991-93..... 82
Kurt Bultmann, Clemson 1996-99..... 82
Jon Palmieri, Wake Forest 1996-99..... 82
5. Jeremy Morris, Florida State 1994-97..... 78
John-Ford Griffin, Florida State.. 1999-2001..... 78
Brian Wright, NC State 1999-2002..... 78
8. Gary Burnham, Clemson..... 1994-97..... 77
9. Jeff Becker, Duke 1996-2000..... 74
10. Jarrett Shearin, North Carolina..... 1996-99..... 73
11. David Hicks, NC State..... 2001-04..... 72
12. Chris Kowlicik, Wake Forest..... 1989-92..... 71
13. Brian Bark, NC State 1987-90..... 70
Scott Byers, Georgia Tech 1993-96..... 70
15. Jordan Betts, Duke..... 2011-14..... 69
16. Dave Lardieri, Wake Forest..... 1994-97..... 67
Ryan Barthelemy, Florida State . 1999-2002..... 67
Taylor Harbin, Clemson..... 2005-07..... 67
19. Jason Basil, Georgia Tech 1998-2001..... 66
Kyle Seager, North Carolina..... 2007-09..... 66
21. Ronnie Shaban, Virginia Tech..... 2009-12..... 65
22. John Sansone, Florida State 2013-16..... 65
23. Pat Clougherty, NC State 1991-93..... 63
Bert Heffernan, Clemson..... 1985-88..... 63
Sean Farrell, North Carolina..... 2000-03..... 63
Matt Conway, Wake Forest..... 2010-14..... 63

Runs Batted In

1. Khalil Greene, Clemson 1999-2002.... 276
2. Jeremy Morris, Florida State 1994-97.... 273
3. Ryan Barthelemy, Florida State . 1999-2002.... 261
4. J.D. Drew, Florida State 1995-97.... 257
5. Jason Varitek, Georgia Tech..... 1991-94.... 251
6. Mike McGee, Florida State..... 2008-11.... 245
7. Jamie D'Antona, Wake Forest..... 2001-03.... 242
8. Jon Palmieri, Wake Forest 1996-99.... 241
9. Jake Weber, NC State..... 1995-98.... 239
10. Pat Clougherty, NC State 1991-94.... 237
11. Jake Austin, Wake Forest 1989-92.... 236
12. Andy Bruce, Georgia Tech 1988-91.... 232
13. Jason Basil, Georgia Tech 1998-2001.... 230
14. Jeff Baker, Clemson 2000-02.... 226
15. Brian Wright, NC State 1999-2002.... 222
16. Steven Blackwood, Georgia Tech.. 2003-06.... 221
17. Mark Fischer, Georgia Tech..... 1995-97.... 220
18. Tony Plagman, Georgia Tech 2007-10.... 219
19. Jim McCollom, Clemson..... 1982-85.... 218
20. Anthony Maisano, GaT/WF* 1986-90.... 217
Andy D'Alessio, Clemson 2004-07.... 217
22. Bryan Prince, Georgia Tech 1998-2001.... 216
23. Kurt Bultmann, Clemson 1996-99.... 214
Jarrett Shearin, North Carolina..... 1996-99.... 214
Sean Farrell, North Carolina..... 2000-03.... 214

*played at WF from 1986-87 and then at GT in 1989-90

Stolen Bases

1. Ty Griffin, Georgia Tech 1986-88.... 127
2. Eric Patterson, Georgia Tech..... 2000-04.... 124
3. Scott Jordan, Georgia Tech 1982-85.... 114
4. Trea Turner, NC State..... 2012-14.... 113
5. Brian Roberts, North Carolina 1997-98.... 110
6. Tommy Gregg, Wake Forest..... 1982-85.... 100
Shane Robinson, Florida State 2003-06.... 100
8. Quinton McCracken, Duke 1989-92.... 98
Chad Holbrook, North Carolina 1990-93.... 98
10. Mark Militello, Duke 1981-84.... 97
11. Russ Adams, North Carolina..... 2000-02.... 93
12. Adam Greenberg, North Carolina.. 2000-02.... 92
13. K.G. White, Georgia Tech 1985-87.... 89
14. Brett Groves, Florida State..... 1998-2001.... 87
Nate Parks, Virginia Tech..... 2005-07.... 87
16. Steve Newbern, Georgia Tech..... 1982-85.... 86
Charlie White, Maryland 2011-14.... 86
18. Mike Couture, Clemson..... 1987-90.... 85
Henry Threadgill, Clemson..... 1986-89.... 85
20. B.J. Surhoff, North Carolina 1983-85.... 84
21. Kevin Northrup, Clemson 1989-92.... 83
David Stone, Virginia..... 1999-2002.... 83
Greg Miclat, Virginia 2006-08.... 83
24. Mickey Lopez, Florida State 1993-95.... 82
Scott Zech, Florida State..... 1994-97.... 82

Triples

1. Jay Payton, Georgia Tech..... 1992-94..... 22
Quinton McCracken, Duke 1989-92..... 22
3. Shane Monahan, Clemson..... 1993-95..... 21
Jake Weber, NC State..... 1995-98..... 21
5. Bobby Brower, Duke 1979-82..... 20
6. Tom Sergio, NC State 1994-97..... 19
Mark Fischer, Georgia Tech..... 1995-97..... 19
Stephen Drew, Florida State 2002-04..... 19
Jemile Weeks, Miami 2006-08..... 19
Kyle Wren, Georgia Tech 2011-13..... 19
11. Don Russell, Clemson..... 1968-70..... 18
Jarrett Parker, Virginia..... 2008-10..... 18
13. Sean McNally, Duke..... 1991-94..... 17
Rusty Adkins, Clemson 1965-67..... 17
Bill Spiers, Clemson 1985-87..... 17
Adam Greenberg, North Carolina.. 2000-02..... 17
17. Jeff Miller, Clemson..... 1990-93..... 15
David Miller, Clemson 1993-95..... 15
Steve Newbern, Georgia Tech 1982-85..... 15
Bill Peed, NC State..... 1954-56..... 15
Ken Sears, NC State 1979-82..... 15
Frankie Chiou, Duke..... 1994-97..... 15
Will Piwnica-Worms, Duke 2009-12..... 15
James Ramsey, Florida State 2009-12..... 15
25. Nine Players Tied 14



ACC Career Records

Home Runs

1. Anthony Maisano, GaT/WF*..... 1986-90..... 69
J.D. Drew, Florida State..... 1995-97..... 69
3. Pat Clougherty, NC State..... 1991-94..... 61
4. Jeff Baker, Clemson..... 2000-02..... 59
Andy D'Alessio, Clemson..... 2004-07..... 59
6. Michael Johnson, Clemson..... 2000-03..... 58
Jamie D'Antona, Wake Forest..... 2001-03..... 58
8. Jason Varitek, Georgia Tech..... 1991-94..... 57
Devy Bell, North Carolina..... 1984-87..... 57
10. J.J. Thomas, Georgia Tech..... 1995-97..... 56
11. Jake Austin, Wake Forest..... 1989-92..... 55
Tony Plagman, Georgia Tech..... 2007-10..... 55
13. Turtle Zaun, NC State..... 1985-88..... 54
14. Matthew LeCroy, Clemson..... 1995-97..... 53
15. Andy Bruce, Georgia Tech..... 1988-91..... 52
Jim McCollom, Clemson..... 1982-85..... 52
Khalil Greene, Clemson..... 1999-2002..... 52
Yonder Alonso, Miami..... 2006-08..... 52
Mike McGee, Florida State..... 2008-11..... 52
20. Eric Marcina, Clemson..... 1988-81..... 51
21. Ryan Barthelemy, Florida State..... 1999-2002..... 50
22. Chris Cox, North Carolina..... 1990-93..... 49
Allen Dykstra, Wake Forest..... 2006-08..... 49
24. Kevin Bunn, Wake Forest..... 1981-84..... 48
25. Four Players Tied..... 47

*played at WF from 1986-87 and then at GT in 1989-90

Slugging Percentage

1. J.D. Drew, Florida State..... 1995-97... .789
2. Bill Merrifield, Wake Forest..... 1981-83... .757
3. Tracy Woodson, NC State..... 1982-84... .720
4. Paul Schager, Maryland..... 1984-87... .713
5. Mark Teixeira, Georgia Tech..... 1999-2001... .712
6. Turtle Zaun, NC State..... 1985-88... .711
7. Marshall McDougall, Florida St... 1999-2000... .708
8. Eddy Martinez-Esteve, Florida St... 2003-04... .707
9. Matt Diaz, Florida State..... 1998-99... .700
10. Stephen Drew, Florida State..... 2002-04... .692
11. John-Ford Griffin, Florida State.. 1999-2001... .686
12. Mike Fowler, Georgia Tech..... 1986-87... .677
Jamie D'Antona, Wake Forest..... 2001-03... .677
14. Tim Teufel, Clemson..... 1979-80... .668
15. Jason Varitek, Georgia Tech..... 1991-93... .667
Cookie Massey, North Carolina..... 1993-94... .667
17. Brian Ward, NC State..... 1998-90... .659
18. Anthony Maisano, GT/WF*..... 1986-90... .657
19. J.J. Thomas, Georgia Tech..... 1995-97... .655
20. Wes Ragland, Wake Forest..... 1985-86... .654
21. Tommy Thompson, Georgia Tech.. 1978-81... .650
John McCurdy, Maryland..... 2000-02... .650
23. Mark Fischer, Georgia Tech..... 1995-97... .648
Dustin Ackley, North Carolina..... 2007-09... .648
25. Jon Palmieri, Wake Forest..... 1996-99... .645

*played at WF from 1986-87 and then at GT in 1989-90

Base Hits

1. Khalil Greene, Clemson..... 1999-2002..... 403
2. Jake Weber, NC State..... 1995-98..... 366
3. Tom Sergio, NC State..... 1994-97..... 362
4. Jason Varitek, Georgia Tech..... 1991-94..... 351
5. Dustin Ackley, North Carolina..... 2006-09..... 346
6. Brian Wright, NC State..... 1999-2002..... 341
7. Jon Palmieri, Wake Forest..... 1996-99..... 338
8. Shane Monahan, Clemson..... 1993-95..... 337
9. Bert Heffernan, Clemson..... 1985-88..... 335
10. Jeff Becker, Duke..... 1996-2000..... 334
11. Chad Flack, North Carolina..... 2005-08..... 328
12. Victor Menocal, Georgia Tech.... 1999-2002..... 327
13. Brian Bark, NC State..... 1987-90..... 323
14. Matt Camp, NC State..... 2003-06..... 322
15. Ryan Barthelemy, Florida State . 1999-2002..... 321
16. Jake Austin, Wake Forest..... 1989-92..... 317
17. Jack Rye, Florida State..... 2005-08..... 312
18. Chuck Baldwin, Clemson..... 1984-87..... 311
Jeff Schaus, Clemson..... 2008-11..... 311
20. Kurt Bultmann, Clemson..... 1996-99..... 306
21. Jeremy Morris, Florida State..... 1994-97..... 302
Matt Gonzalez, Georgia Tech..... 2013-16..... 302
23. Buster Posey, Florida State..... 2006-08..... 298
24. Shane Robinson, Florida State..... 2003-06..... 296
25. Scott Jordan, Georgia Tech..... 1982-85..... 294
Pat Clougherty, NC State..... 1991-94..... 294

Earned Run Average

1. Tom Bradley, Maryland..... 1967-68... 1.33
2. Bill Haywood, North Carolina..... 1963-64... 1.36
3. Wayne Young, North Carolina..... 1958-60... 1.53
4. Drew Harrington, Louisville..... 2015-16... 1.59
5. Don Altman, Duke..... 1960-61... 1.61
6. Scott Winchester, Clemson..... 1993-95... 1.70
7. Tom Buskey, North Carolina..... 1967-69... 1.75
8. Mike Dempsey, NC State..... 1972-75... 1.82
9. Adam Haseley, Virginia..... 2015-16... 1.86
10. Steve Cline, Clemson..... 1973-74... 1.94
Loveland McMichael, South Carolina... 1964-66... 1.94
12. Bill Paschall, North Carolina..... 1973-76... 1.95
13. Larry Gammon, Virginia..... 1964-65, 67... 1.97
14. Kyle Crockett, Virginia..... 2011-13... 1.98
15. Phil Corddry, Maryland..... 1967-69... 1.99
16. David Kirk, North Carolina..... 1978-80... 2.04
17. Kyle Bellamy, Miami..... 2007-09... 2.05
18. Danny Hultzen, Virginia..... 2009-11... 2.08
19. Dick Burton, Duke..... 1956-58... 2.13
Jay Bevis, Clemson..... 1969-72... 2.13
21. Bob Muller, Wake Forest..... 1960-62... 2.14
22. Rick Spigone, Virginia..... 1969-71... 2.15
23. Mike Merritt, North Carolina..... 1972-75... 2.16
Jonathan Johnson, Florida State.... 1993-95... 2.18
25. Chris McCue, North Carolina..... 2012-15... 2.19

Victories

1. Brian Barnes, Clemson..... 1986-89..... 44
2. Matt Lynch, Florida State..... 2000-03..... 42
3. Doug Creek, Georgia Tech..... 1988-91..... 41
Blair Varnes, Florida State..... 1999-2002..... 41
5. Terry Harvey, NC State..... 1992-94..... 35
Brad Rigby, Georgia Tech..... 1992-94..... 35
7. Jonathan Johnson, Florida State.... 1993-95..... 34
Rusty Gerhardt, Clemson..... 1969-72..... 34
John Hendricks, Wake Forest..... 1996-99..... 34
Robert Woodard, North Carolina.... 2004-07..... 34
11. Chuck Crowder, Georgia Tech..... 1996-99..... 33
Ryan Mottl, Clemson..... 1997-2000..... 33
Steve Reba, Clemson..... 1999-2002..... 33
Sean Gilmartin, Florida State..... 2009-11..... 33
Buck Farmer, Georgia Tech..... 2010-13..... 33
16. Mike Caldwell, NC State..... 1968-71..... 32
Bryan Henry, Florida State..... 2005-07..... 32
Adam Warren, North Carolina..... 2006-09..... 32
Danny Hultzen, Virginia..... 2009-11..... 32
20. Jon McDonald, Florida State..... 1998-2000..... 31
Kyle Sleeth, Wake Forest..... 2000-03..... 31
Eric Erickson, Miami... 2007-08, 2010, 2012..... 31
23. Michael Hoog, North Carolina..... 1987-90..... 30
Scott Schoeneweis, Duke..... 1993-96..... 30
Joe Lewis, Duke..... 1951-53..... 30

Winning Percentage

1. Mike Kimbrell, CU..... 1988-91..... 17-1 944
2. Vern Sterry, NCSU..... 2003-04..... 20-2 909
Robert Poutier, UVa..... 2005-09..... 11-1 909
4. Will Roberts, UVa..... 2009-11..... 18-2 900
5. Scott Erwin, GT..... 1986-89..... 25-3 893
6. Adam Warren, UNC..... 2006-09..... 32-4 889
Scott Bankhead, UNC..... 1982-84..... 24-3 889
8. Eric Schmitt, WFU..... 1997-2000..... 23-3 885
9. Robert Woodard, UNC..... 2004-07..... 34-5 872
10. Scott Parrish, CU..... 1981-84..... 21-3 875
11. Jonathan Johnson, FSU... 1993-94..... 34-5 872
12. Mike Sullivan, CU..... 1977-79..... 20-3 870
13. Paul Shuey, UNC..... 1990-91..... 13-2 867
14. Danny Hultzen, UVa..... 2009-11..... 32-5 865
15. Chris Elmore, UNC..... 1997-2000..... 19-3 864
Carlos Rodon, NCSU..... 2012-13..... 19-3 864
17. L.J. Yankosky, GT..... 1994-98..... 25-4 862
18. Bill Parmer, CU..... 1965-67..... 18-3 857
Jarrod Schmidt, CU..... 2000-02..... 18-3 857
Craig Zaikov, UVa..... 1993-96..... 12-2 857
21. Al Gogolin, GT..... 1992-94..... 23-4 852
22. Chad Phillips, CU..... 1990-93..... 17-3 850
Ken Vining, CU..... 1994-96..... 17-3 850
24. John Horn, GT..... 1983-85..... 11-2 846
25. Tim Stoddard, NCSU..... 1972-75..... 16-3 842



ACC Career Records

Complete Games

1. Mike Caldwell, NC State.....	1968-71.....	32
2. Rusty Gerhardt, Clemson.....	1969-72.....	26
3. Jeff Hartsock, NC State.....	1986-88.....	24
4. Brian Barnes, Clemson.....	1986-89.....	21
5. Bob Ferris, Maryland.....	1974-76.....	20
Tim Burcham, Virginia.....	1983-85.....	20
7. Jim Raugh, North Carolina.....	1955-57.....	19
Bill Paschall, North Carolina.....	1973-76.....	19
Ken Fay, Duke.....	1981-83.....	19
10. Greg Norris, North Carolina.....	1977-79.....	18
Warren Newton, Wake Forest.....	1978-81.....	18
Bob Plemmons, Wake Forest.....	1959-61.....	18
John Hendricks, Wake Forest.....	1996-99.....	18
14. Scott Bromby, Duke.....	1984-87.....	17
Mike Merritt, North Carolina.....	1972-75.....	17
Tom Buskey, North Carolina.....	1967-69.....	17
Rick Spigone, Virginia.....	1969-71.....	17
18. Twelve Players Tied.....		16

Shutouts

1. Mike Caldwell, NC State.....	1968-71.....	10
2. Mike Merritt, North Carolina.....	1972-75.....	7
3. Paul Wilson, Florida State.....	1992-94.....	6
Ron Musselman, Clemson.....	1976-77.....	6

Strikeouts Per 9 Innings

1. Luke Tucker, Florida State.....	2006-07.....	13.28
2. Jerry Vezendy, Maryland.....	1962-64.....	13.03
3. Jim Poole, Georgia Tech.....	1985-88.....	12.59
4. Joey Devine, NC State.....	2003-05.....	12.33
Brian Moran, North Carolina.....	2007-09.....	12.33
6. Marcus Stroman, Duke.....	2010-12.....	11.86
7. Yates Hall, Virginia.....	1992-94.....	11.70
8. Kyle Bellamy, Miami.....	2007-09.....	11.60
9. Phil Corddry, Maryland.....	1967-69.....	11.58
10. Paul Shuey, North Carolina.....	1990-91.....	11.51
11. David Yocum, Florida State.....	1994-95.....	11.45
12. Bob Grossman, Maryland.....	1970-72.....	11.42
13. Marcus Stroman, Duke.....	2010-12.....	11.36
14. Carlos Rodon, NC State.....	2012-13.....	11.35
15. John Wasdin, Florida State.....	1992-93.....	11.17
16. Danny Hultzen, Virginia.....	2009-11.....	11.11
17. Matt Campbell, Clemson.....	2011-14.....	11.10
18. Billy Koch, Clemson.....	1994-96.....	11.00
19. Scott Prather, Georgia Tech.....	1996-98.....	10.92
20. Sarkis Ohanian, Duke.....	2012-15.....	10.77
21. Tom Bradley, Maryland.....	1967-68.....	10.70
Brendan McKay, Louisville.....	2015-**.....	10.69
23. J.B. Bukauskas.....	2015-**.....	10.61
24. Brad Rigby, Georgia Tech.....	1992-94.....	10.53
25. Jed Bradley, Georgia Tech.....	2009-11.....	10.43

Innings Pitched

1. Brian Barnes, Clemson.....	1986-89.....	475.1
2. Doug Creek, Georgia Tech.....	1988-90.....	472.0
3. Blair Varnes, Florida State.....	1999-2002.....	446.0
4. Terry Harvey, NC State.....	1992-95.....	426.0
5. Ryan Mottl, Clemson.....	1997-2000.....	414.1
6. John Hendricks, Wake Forest.....	1996-99.....	409.2
7. Matt Lynch, Florida State.....	2000-03.....	398.1
8. Michael Hoog, North Carolina.....	1987-90.....	390.0
9. Rusty Gerhardt, Clemson.....	1969-72.....	384.1
10. Buck Farmer, Georgia Tech.....	2010-13.....	380.1
11. Robert Woodard, North Carolina.....	2004-07.....	377.1
12. Jonathan Johnson, Florida State.....	1993-95.....	363.1
13. Jim Dougherty, North Carolina.....	1987-90.....	357.0
14. Frank Humber, Wake Forest.....	1986-89.....	348.2
15. Mike Caldwell, NC State.....	1968-71.....	348.1
16. Chuck Crowder, Georgia Tech.....	1996-99.....	346.2
17. Kent Emanuel, North Carolina.....	2011-13.....	346.0
18. Carlos Rodon, NC State.....	2012-14.....	345.2
19. Brandon Creswell, Virginia.....	1998-2001.....	345.1
20. Brad Rigby, Georgia Tech.....	1992-94.....	339.2
21. Jon McDonald, Florida State.....	1998-2000.....	338.0
22. Benton Moss, North Carolina.....	2012-15.....	332.1
23. Thad Chrismon, North Carolina.....	1992-95.....	330.1
24. Sean Gilmartin, Florida State.....	2009-11.....	330.0
25. Kevin Brown, Georgia Tech.....	1984-86.....	329.0

Saves

1. Casey Lambert, Virginia.....	2004-07.....	43
Bryan Garcia, Miami.....	2014-16.....	43
3. Thad Chrismon, North Carolina.....	1992-95.....	41
4. Dave Bush, Wake Forest.....	1999-2002.....	38
5. Joey Devine, NC State.....	2003-05.....	36
6. Scott Winchester, Clemson.....	1993-95.....	34
7. Andrew Carignan, North Carolina.....	2005-07.....	33
8. Michael Morin, North Carolina.....	2010-12.....	32
9. Daniel Hodges, Florida State.....	2000-03.....	31
10. Kevin Arico, Virginia.....	2008-10.....	29
11. Derrick DePriest, North Carolina.....	1997-2000.....	26
12. Brett Cecil, Maryland.....	2005-07.....	23
13. Jim Poole, Georgia Tech.....	1985-88.....	22
Kevin Mooney, Maryland.....	2013-14.....	22
15. Keith Fleming, Georgia Tech.....	1983-86.....	21
Gordon Douglas, North Carolina.....	1983-86.....	21
18. Chris Myers, Georgia Tech.....	1991-94.....	20
Brian Bark, NC State.....	1987-90.....	20
Jay Bevis, Clemson.....	1969-72.....	20
Nick Howard, Virginia.....	2012-14.....	20
Zack Burdi, Louisville.....	2015-16.....	20
23. Jeff Watchko, Georgia Tech.....	2000-03.....	19
Kyle Bellamy, Miami.....	2006-09.....	19
Michael Dimock, Wake Forest.....	2009-12.....	19

Strikeouts

1. Brian Barnes, Clemson.....	1986-89.....	513
2. A.B. Bradsher, Duke.....	1901-04.....	501
3. Doug Creek, Georgia Tech.....	1988-91.....	458
4. Carlos Rodon, NC State.....	2012-13.....	319
5. Brad Rigby, Georgia Tech.....	1992-94.....	397
6. Danny Hultzen, Virginia.....	2009-11.....	395
7. Jonathan Johnson, Florida State.....	1993-95.....	391
8. Buck Farmer, Georgia Tech.....	2010-13.....	387
9. Terry Harvey, NC State.....	1992-95.....	386
10. Rusty Gerhardt, Clemson.....	1969-72.....	382
11. Chuck Crowder, Georgia Tech.....	1996-99.....	377
12. Ryan Mottl, Clemson.....	1997-2000.....	360
13. Kris Benson, Clemson.....	1994-96.....	356
14. Billy Koch, Clemson.....	1994-96.....	338
15. Matt Lynch, Florida State.....	2000-03.....	334
16. Bryan Radziewski, Miami.....	2011-14.....	333
17. Cory Vance, Georgia Tech.....	1998-2000.....	328
18. Blair Varnes, Florida State.....	1999-2002.....	326
19. Andrew Miller, North Carolina.....	2004-06.....	325
20. Sean Gilmartin, Florida State.....	2009-11.....	321
21. Jon McDonald, Florida State.....	1998-2000.....	320
Chris Hernandez, Miami.....	2008-10.....	320
23. Benton Moss, North Carolina.....	2012-15.....	318
24. Alex White, North Carolina.....	2007-09.....	317
25. Scott Schoeneweis, Duke.....	1993-96.....	315
Chris Chavez, Florida State.....	1996-99.....	312

Appearances

1. Dave Bush, Wake Forest.....	1999-2002.....	142
2. Thad Chrismon, North Carolina.....	1992-95.....	141
3. Kevin Lynch, Florida State.....	2002-05.....	136
4. Daniel Hodges, Florida State.....	2000-03.....	127
5. Chris Myers, Georgia Tech.....	1991-94.....	125
6. Derrick DePriest, North Carolina.....	1997-2000.....	124
Danny Gil, Miami.....	2004-07.....	123
8. Jim Poole, Georgia Tech.....	1985-88.....	120
9. Brad Rulon, Georgia Tech.....	2005-08.....	117
10. Zach Diaz, Florida State.....	1996-99.....	116
11. Jeff Watchko, Georgia Tech.....	2000-03.....	115
Whitney Benson, North Carolina.....	2001-04.....	115
13. Matt Danford, North Carolina.....	2005-07.....	114
Gage Smith, Florida State.....	2012-14.....	114
15. Casey Lambert, Virginia.....	2004-07.....	112
16. Keith Fleming, Georgia Tech.....	1983-86.....	111
Nate Bayuk, Boston College.....	2009-13.....	111
18. Rob Wooten, North Carolina.....	2005-08.....	110
Chris Chavez, Florida State.....	1996-99.....	109
20. Jimmy Marshall, Florida State.....	2006-09.....	108
Trevor Kelley, North Carolina.....	2012-15.....	108
22. Jonathan Hovis, North Carolina.....	2003-06.....	106
Matt DiBlasi, Florida State.....	2003-06.....	106
24. Kevin Brower, North Carolina.....	2001-04.....	105
25. Jase Wrigley, Georgia Tech.....	1995-98.....	103



ACC Annual Statistical Leaders

Batting Average

1954	Allen Barbee, Virginia.....	421
1955	Andy Crockell, Duke.....	429
1956	Frank McRae, Wake Forest.....	419
1957	Dave Sime, Duke.....	376
1958	Rex McMilland, Wake Forest.....	397
1959	Jay Franklin, Wake Forest.....	390
1960	George Epps, South Carolina.....	390
1961	Jim Mooring, North Carolina.....	427
1962	Tom Brown, Maryland.....	449
1963	Biff Bracy, Duke.....	385
1964	Jim Pitt, Maryland.....	460
1965	Rusty Adkins, Clemson.....	444
1966	Charlie Carr, North Carolina.....	397
1967	John Hetrick, Maryland.....	397
1968	Jim Norris, Maryland.....	420
1969	Chris Cammack, NC State.....	381
1970	Steve Bryant, Virginia.....	383
1971	Chris Cammack, NC State.....	381
1972	Robbin Marvin, Virginia.....	400
1973	Dave Bratt, Virginia.....	364
1974	Dale Lydecker, North Carolina.....	350
1975	Denny Walling, Clemson.....	421
1976	Tom Crocker, NC State.....	398
1977	Ken Garrity, Wake Forest.....	390
1978	Roy Dixon, NC State.....	403
1979	Roy Clark, North Carolina.....	382
1980	Kevin Rigby, Duke.....	410
1981	Glenn Harris, Virginia.....	425
1982	Tommy Gregg, Wake Forest.....	407
1983	Bill Merrifield, Wake Forest.....	476
1984	Scott Jordan, Georgia Tech.....	408
1985	Tommy Gregg, Wake Forest.....	429
1986	John Morabito, Wake Forest.....	393
1987	Riccardo Ingram, Georgia Tech.....	426
1988	Billy Masse, Wake Forest.....	422
1989	Warren Sawkiw, Wake Forest.....	405
1990	Vinnie Hughes, NC State.....	417
1991	Billy McMillon, Clemson.....	391
1992	Derek Hacopian, Maryland.....	421
1993	Jason Varitek, Georgia Tech.....	404
1994	Jay Payton, Georgia Tech.....	439
1995	Tony Ellison, NC State.....	398
1996	Mark Fisher, Georgia Tech.....	400
1997	J.D. Drew, Florida State.....	455
1998	Jon Palmieri, Wake Forest.....	438
1999	Marshall McDougall, Florida State.....	419
2000	Mark Teixeria, Georgia Tech.....	427
2001	John-Ford Griffin, Florida State.....	450
2002	Khalil Greene, Clemson.....	470
2003	Jeremy Cleveland, North Carolina.....	410
2004	Eddy Martinez-Esteve, Florida State.....	385
2005	Shane Robinson, Florida State.....	427
2006	Josh Horton, North Carolina.....	395
2007	Tony Thomas, Jr., Florida State.....	430
2008	Buster Posey, Florida State.....	463
2009	Dustin Ackley, North Carolina.....	417
2010	Yasmani Grandal, Miami.....	401
2011	Brad Miller, Clemson.....	395
2012	James Ramsey, Florida State.....	378
2013	Mike Papi, Virginia.....	381
2014	DJ Stewart, Florida State.....	351
2015	Will Craig, Wake Forest.....	382
2016	Charles LeBlanc, Pitt.....	405

Home Runs

1954	Doug Kingsmore, Clemson.....	10
1955	Connie Gravitte, North Carolina.....	7
1956	Chuck Arnold, Virginia.....	7
1957	Don Hafer, NC State.....	5
1958	Bud Spiers, Clemson.....	4
	Buster Ledford, Wake Forest.....	4
	Jack Phillips, Wake Forest.....	4
	Jack Nidiffer, South Carolina.....	4
1959	Doug Hoffman, Clemson.....	4
1960	Dave Lynn, Clemson.....	8
1961	Dave Lynn, Clemson.....	6
	Ronnie Davis, Duke.....	6
	Roger Coon, Wake Forest.....	6
1962	Roger Coon, Wake Forest.....	10
1963	Billy Scripture, Wake Forest.....	13
1964	Ken Willard, North Carolina.....	11
1965	Jack McCall, Clemson.....	8
1966	George Sutton, Clemson.....	11
1967	George Kazmarek, Maryland.....	6
	Rusty Adkins, Clemson.....	6
1968	Randy Bray, Clemson.....	4
	Don Russell, Clemson.....	4
	Ron Zupa, Clemson.....	4
	Skip Hull, North Carolina.....	4
	Joe Frye, NC State.....	4
1969	Craig White, Clemson.....	8
1970	Gene Hiser, Maryland.....	11
1971	Buddy Caldwell, South Carolina.....	11
1972	Rick Richardson, NC State.....	9
1973	Craig White, Clemson.....	8
1974	Smiley Sanders, Clemson.....	8
1975	Denny Walling, Clemson.....	13
1976	Dave Caldwell, Clemson.....	9
	Bill Foley, Clemson.....	9
1977	Bill Foley, Clemson.....	11
1978	Duke Duncan, Virginia.....	11
1979	Jim Atkinson, North Carolina.....	16
1980	Tim Teufel, Clemson.....	11
	John Brisee, Maryland.....	11
1981	Brick Smith, Wake Forest.....	18
1982	Bill Merrifield, Wake Forest.....	20
1983	Bill Merrifield, Wake Forest.....	17
1984	Tracy Woodson, NC State.....	25
1985	Scott Johnson, North Carolina.....	22
1986	Devy Bell, North Carolina.....	24
1987	Turtle Zaun, NC State.....	22
1988	Turtle Zaun, NC State.....	25
1989	Steve Shepard, NC State.....	18
1990	Anthony Maisano, Georgia Tech.....	25
1991	Eric Macrina, Clemson.....	24
1992	Derek Hacopian, Maryland.....	23
1993	Jason Varitek, Georgia Tech.....	22
1994	Mark Wells, NC State.....	24
1995	Tony Ellison, NC State.....	24
1996	J.J. Thomas, Georgia Tech.....	21
	J.D. Drew, Florida State.....	21
1997	J.D. Drew, Florida State.....	31
1998	Matt Diaz, Florida State.....	22
1999	Marshall McDougall, Florida State.....	28
2000	Mark Teixeria, Georgia Tech.....	18
2001	Jeff Baker, Clemson.....	23
2002	Khalil Greene, Clemson.....	27
2003	Jamie D'Antona, Wake Forest.....	21
2004	Eddy Martinez-Esteve, Florida State.....	19
2005	Kris Harvey, Clemson.....	25
2006	Andy D'Alessio, Clemson.....	23

2007	Yonder Alonso, Miami.....	18
2008	Buster Posey, Florida State.....	26
2009	Dustin Ackley, North Carolina.....	22
2010	Harold Martinez, Miami.....	21
	Tony Plagman, Georgia Tech.....	21
2011	Andrew Rash, Virginia Tech.....	18
2012	Ryan Mathews, NC State.....	17
	Mac Williamson, Wake Forest.....	17
2013	Daniel Palka, Georgia Tech.....	17
2014	Zack Collins, Miami.....	11
	Mike Papi, Virginia.....	
2015	David Thompson, Miami.....	19
2016	Seth Beer, Clemson.....	18

Runs Batted In

1954	Tom Baden, Maryland.....	32
1955	Frank McRae, Wake Forest.....	34
1956	Bill Peed, NC State.....	30
1957	Pete Maynard, Duke.....	25
1958	Bud Spiers, Clemson.....	34
1959	Larry Bagwell, Clemson.....	27
1960	Dave Lynn, Clemson.....	31
1961	Roger Coon, Wake Forest.....	38
1962	Roger Coon, Wake Forest.....	39
1963	Billy Scripture, Wake Forest.....	54
1964	Ken Willard, North Carolina.....	40
1965	Tommy Cole, Wake Forest.....	25
	Larry McCall, Clemson.....	25
	Rusty Adkins, Clemson.....	25
1966	George Sutton, Clemson.....	39
1967	Rusty Adkins, Clemson.....	24
1968	Larry Davis, Duke.....	29
1969	Craig White, Clemson.....	40
1970	Gene Hiser, Maryland.....	44
1971	Jack Gillis, North Carolina.....	31
1972	Rick Richardson, NC State.....	32
1973	Craig White, Clemson.....	31
1974	Smiley Sanders, Clemson.....	30
1975	Denny Walling, Clemson.....	60
1976	David Caldwell, Clemson.....	49
1977	Bill Foley, Clemson.....	51
	Robert Bonnette, Clemson.....	51
1978	Tony Masone, Clemson.....	49
1979	Tony Masone, Clemson.....	61
1980	Tim Teufel, Clemson.....	66
1981	Chuckie Canady, NC State.....	59
1982	Bill Merrifield, Wake Forest.....	61
1983	Rick Lockwood, Georgia Tech.....	67
1984	Tracy Woodson, NC State.....	77
1985	Scott Johnson, North Carolina.....	81
1986	Jeff Distasio, Georgia Tech.....	82
1987	Riccardo Ingram, Georgia Tech.....	99
1988	Turtle Zaun, NC State.....	87
1989	Steve Shepard, NC State.....	62
1990	Andy Bruce, Georgia Tech.....	78
1991	Andy Bruce, Georgia Tech.....	96
1992	Derek Hacopian, Maryland.....	84
1993	Pat Clougherty, NC State.....	80
1994	Jay Payton, Georgia Tech.....	102
1995	Doug Mientkewicz, Florida State.....	80
1996	J.D. Drew, Florida State.....	94
1997	Jeremy Morris, Florida State.....	116
1998	Jeremy Salazar, Florida State.....	91
1999	Marshall McDougall, Florida State.....	106
2000	Jason Basil, Georgia Tech.....	83
2001	Jamie D'Antona, Wake Forest.....	77
2002	Ryan Barthelemy, Florida State.....	94



ACC Annual Statistical Leaders

2003	Jamie D'Antona, Wake Forest	82
2004	Marshall Hubbard, North Carolina	83
2005	Ryan Braun, Miami	76
2006	Andy D'Alessio, Clemson	85
2007	Dustin Ackley, North Carolina	74
	Yonder Alonso, Miami	74
2008	Buster Posey, Florida State	! 93
2009	Mike McGee, Florida State	78
2010	Jeff Schaus, Clemson	87
2011	Colin Moran, North Carolina	71
2012	Jake Davies, Georgia Tech	73
2013	Colin Moran, North Carolina	91
2014	Mike Papi, Virginia	56
2015	David Thompson, Miami	90
2016	Chris Okey	74

Runs Scored

1954	Al Spangler, Duke	29
1955	Luther McKeel, Wake Forest	37
1956	Sonny Santoli, NC State	32
1957	Andy Crockrell, Duke	33
1958	Larry Bagwell, Clemson	34
1959	Ty Cline, Clemson	34
1960	Ferg Norton, North Carolina	29
1961	Ronnie Davis, Duke	29
1962	Billy Scripture, Wake Forest	33
1963	Billy Scripture, Wake Forest	47
1964	Billy Scripture, Wake Forest	33
1965	Jack McCall, Clemson	30
	Rusty Adkins, Clemson	30
1966	Rusty Adkins, Clemson	39
1967	Rusty Adkins, Clemson	40
1968	Steve Martin, NC State	35
1969	Don Russell, Clemson	43
1970	Jim Norris, Maryland	47
1971	Johnny Sievers, Clemson	37
1972	Robbin Marvin, Virginia	26
1973	Craig White, Clemson	29
	Steve Sroba, Virginia	29
	Richard Haynes, Clemson	29
1974	Smiley Sanders, Clemson	41
1975	Kurt Seibert, Clemson	48
1976	Kurt Seibert, Clemson	43
1977	Kenny Baker, Wake Forest	51
1978	Steve Wilson, Clemson	49
1979	Dave Buffamoyer, Clemson	66
1980	Scott Bradley, North Carolina	59
1981	Drex Roberts, North Carolina	55
1982	Mark Davidson, Clemson	58
1983	Scott Jordan, Georgia Tech	68
1984	Scott Jordan, Georgia Tech	75
1985	Scott Jordan, Georgia Tech	77
	B.J. Surhoff, North Carolina	77
1986	Bill Spiers, Clemson	73
1987	Riccardo Ingram, Georgia Tech	93
1988	Bert Heffernan, Clemson	93
1989	Darren Bragg, Georgia Tech	74
1990	Brian Kowitz, Clemson	87
1991	Darren Bragg, Georgia Tech	86
1992	Derek Hacopian, Maryland	69
1993	Jason Varitek, Georgia Tech	78
1994	Shane Monahan, Clemson	97
1995	Shane Monahan, Clemson	82
1996	J.D. Drew, Florida State	90
1997	J.D. Drew, Florida State	! 110
1998	Jose' Zabala, Florida State	92
1999	Marshall McDougall, Florida State	104

2000	Mark Teixeira, Florida State	! 104
2001	Cory Sullivan, Wake Forest	85
2002	Khalil Greene, Clemson	93
2003	Stephen Drew, Florida State	83
2004	Eric Patterson, Georgia Tech	76
2005	Shane Robinson, Florida State	96
2006	Shane Robinson, Florida State	79
2007	Tony Thomas, Jr., Florida State	91
2008	Buster Posey, Florida State	! 89
2009	Tyler Holt, Florida State	87
2010	Tyler Holt, Florida State	87
2011	Chris Taylor, Virginia	63
2012	James Ramsey, Florida State	67
2013	Colin Moran, North Carolina	76
2014	Trea Turner, NC State	65
2015	George Iskenderian, Miami	71
2016	Taylor Walls, Florida State	72

Doubles

1954	Jake Tarr, Duke	16
1955	Bill Barnes, Wake Forest	10
	Harold Moore, Wake Forest	10
1956	George Miller, Wake Forest	8
1957	Len Bonczek, Duke	10
1958	Fred DeBerry, Clemson	8
	Larry Bagwell, Clemson	8
1959	Ty Cline, Clemson	7
1960	Gerald Griffin, North Carolina	10
1961	Bill Barnes, Wake Forest	10
	Len Bonczek, Duke	10
	Ferg Norton, North Carolina	10
1962	Billy Scripture, Wake Forest	11
1963	Billy Scripture, Wake Forest	13
1964	Billy Scripture, Wake Forest	9
1965	Danny Talbot, North Carolina	12
1966	Jack McCall, Clemson	12
1967	Ron Zupa, Clemson	10
	Frank Partyka, South Carolina	10
1968	Randy Bray, Clemson	8
1969	Digit Laughridge, Wake Forest	! 16
1970	Craig Robinson, Wake Forest	12
1971	Craig White, Clemson	11
1972	Mike Roberts, North Carolina	10
	Peter Franklin, North Carolina	10
1973	Craig White, Clemson	10
1974	Dean Pallotta, Virginia	12
1975	Steve Tucker, Clemson	11
1976	Steve Tucker, Clemson	16
1977	Robert Bonnette, Clemson	14
	Bill Foley, Clemson	14
1978	Tony Masone, Clemson	18
1979	Roy Clark, North Carolina	16
1980	Scott Bradley, North Carolina	22
1981	Craig Robinson, Clemson	20
1982	Jimmy Key, Clemson	21
1983	Rick Lockwood, Georgia Tech	19
1984	Todd Wilkinson, North Carolina	18
1985	Wes Ragland, Wake Forest	19
	B.J. Surhoff, North Carolina	19
	Jim McCollom, Clemson	19
1986	Chuck Baldwin, Clemson	23
1987	Mike Fowler, Georgia Tech	25
1988	Billy Masse, Wake Forest	23
1989	Warren Sawkiw, Wake Forest	25
1990	Brian Kowitz, Clemson	22
1991	Kenny Noe, Maryland	28
1992	Link Jarrett, Florida State	25

1993	Billy McMillon, Clemson	21
1994	Jay Payton, Georgia Tech	27
1995	Gary Burnham, Clemson	27
1996	Jeremy Morris, Florida State	! 36
1997	Kurt Bultmann, Clemson	31
1998	Brian Ward, NC State	31
1999	Matt Postell, NC State	27
	Marshall McDougall, Florida State	27
	Scott Daeley, Wake Forest	27
2000	John-Ford Griffin, Florida State	33
2001	John-Ford Griffin, Florida State	30
2002	Khalil Greene, Clemson	33
2003	Tony Richie, Florida State	26
2004	Eddy Martinez-Esteve, Florida State	24
2005	Taylor Harbin, Clemson	28
2006	Matt Camp, NC State	22
	Tyler Colvin, Clemson	22
2007	Tony Thomas, Jr., Florida State	! 33
2008	Kyle Seager, North Carolina	30
2009	Kyle Seager, North Carolina	26
2010	Steve Domecus, Virginia Tech	27
2011	Devon Travis, Florida State	26
2012	Chris Diaz, NC State	25
2013	Cody Stubbs, North Carolina	27
2014	Matt Gonzalez, Georgia Tech	21
2015	Michael Strem, Boston College	21
	Kenny Towns, Virginia	21
2016	John Sansone, Florida State	26

Triples

1954	Chet Hanulak, Maryland	5
1955	Bill Peed, NC State	10
1956	Andy Crockrell, Duke	6
1957	Bill Barnes, Wake Forest	4
1958	Dick Hunter, NC State	4
1959	Doug Hoffman, Clemson	5
1960	Ferg Norton, North Carolina	5
	Ty Cline, Clemson	5
1961	Roger Coon, Wake Forest	5
1962	Tom Brown, Maryland	5
1963	Dave Ellis, Clemson	4
1964	Wayne Martin, Wake Forest	4
1965	Dick Prindle, North Carolina	6
1966	Rusty Adkins, Clemson	6
1967	Rusty Adkins, Clemson	! 7
1968	Don Russell, Clemson	5
	Keith Waters, Clemson	5
1969	Don Russell, Clemson	8
1970	Craig White, Clemson	5
	Eddie Dixon, Clemson	5
	Johnny Sievers, Clemson	5
	Don Russell, Clemson	5
1971	Johnny Severs, Clemson	6
	Dave Van Volkenberg, Clemson	6
1972	Dan Phelan, Duke	! 8
1973	Craig White, Clemson	3
	John Poff, Duke	3
1974	Lin Hamilton, Clemson	4
1975	David Caldwell, Clemson	4
1976	David Caldwell, Clemson	8
1977	Neil Simons, Clemson	6
1978	Jay West, Virginia	6
1979	Jim Atkinson, North Carolina	5
1980	Ken Sears, NC State	5
1981	Bobby Brower, Duke	! 11
1982	Bobby Brower, Duke	5
	Tommy Gregg, Wake Forest	5



ACC Annual Statistical Leaders

	Ricky Hester, Clemson.....	5
1983	Scott Jordan, Georgia Tech.....	5
1984	Mark Militello, Duke.....	5
	B.J. Surhoff, North Carolina.....	5
1985	Steve Newborn, Georgia Tech.....	9
1986	Wes Ragland, Wake Forest.....	7
1987	Bill Spiers, Clemson.....	11
1988	Ty Griffin, Georgia Tech.....	8
1989	Quinton McCracken, Duke.....	6
	Tom Green, Georgia Tech.....	6
	Henry Threadgill, Clemson.....	6
1990	Brian Kowitz, Clemson.....	6
	Jeff Miller, Clemson.....	6
	Kenny Noe, Maryland.....	6
1991	Kevin Northrup, Clemson.....	9
1992	Quinton McCracken, Duke.....	8
	Shawn Satterfield, Clemson.....	8
1993	Jay Payton, Georgia Tech.....	12
1994	Nomar Garciaparra, Georgia Tech.....	11
1995	David Miller, Clemson.....	10
1996	Jake Weber, NC State.....	9
1997	Mark Fischer, Georgia Tech.....	7
	Frankie Chiou, Duke.....	7
1998	Brad Piercy, NC State.....	7
1999	Ed Conrey, Duke.....	6
2000	Ryan Riley, Clemson.....	7
	Adam Greenberg, North Carolina.....	7
2001	Hunter Wyant, Virginia.....	7
2002	Adam Greenberg, North Carolina.....	7
2003	Stephen Drew, Florida State.....	8
2004	Stephen Drew, Florida State.....	7
2005	Paco Figueroa, Miami.....	5
	Roger Tomas, Miami.....	5
2006	Jemile Weeks, Miami.....	8
2007	Tony Thomas, Jr., Florida State.....	6
2008	Austin Wates, Virginia Tech.....	6
2009	Jarrett Parker, Virginia.....	7
2010	Brian Goodwin, North Carolina.....	8
	Jarrett Parker, Virginia.....	8
2011	Kyle Wren, Georgia Tech.....	7
2012	Thomas Brittle, Clemson.....	8
	Derek Fisher, Virginia.....	8
2013	Brandon Downes, Virginia.....	7
2014	Daniel Spingola, Georgia Tech.....	8
2015	Alex Perez, Virginia Tech.....	7
2016	Frank Maldonado, Pitt.....	7

Stolen Bases

1954	Eddie Miller, Maryland.....	17
1955	Bill Barnes, Wake Forest.....	17
1956	Sonny Santoli, NC State.....	21
1957	Howie Dare, Maryland.....	! 31
1958	Gerald Griffin, North Carolina.....	14
	Buster Leonard, Wake Forest.....	14
1959	Gerald Griffin, North Carolina.....	11
	Doug Hoffman, Clemson.....	11
1960	Don Santo, Maryland.....	18
1961	Jerry Goodman, Wake Forest.....	18
1962	Billy Scripture, Wake Forest.....	19
1963	Dave Miller, Wake Forest.....	19
1964	Dave Miller, Wake Forest.....	15
1965	Paul Breslow, Maryland.....	23
1966	Randy London, Wake Forest.....	11
	Mike Fair, South Carolina.....	11
1967	Rusty Adkins, Wake Forest.....	17
1968	Jim Callison, Wake Forest.....	15
1969	Jim Callison, Wake Forest.....	33

1970	Tim Teer, Duke.....	21
1971	Bo Bochow, Duke.....	21
1972	Robbin Marvin, Virginia.....	21
1973	Kevin Hicks, Maryland.....	9
1974	Rick Reister, NC State.....	14
1975	Bill Wingo, Clemson.....	22
1976	Scott Christopher, Maryland.....	16
1977	Steve Nilsson, Clemson.....	15
1978	Billy Weems, Clemson.....	26
1979	Marty Harnisch, Wake Forest.....	23
1980	Billy Weems, Clemson.....	30
1981	Bobby Brower, Duke.....	30
1982	Tommy Gregg, Wake Forest.....	26
1983	Scott Jordan, Georgia Tech.....	36
1984	B.J. Surhoff, North Carolina.....	33
1985	Tommy Gregg, Wake Forest.....	41
1986	Ty Griffin, Georgia Tech.....	50
1987	Ty Griffin, Georgia Tech.....	39
1988	Ty Griffin, Georgia Tech.....	38
1989	Henry Threadgill, Clemson.....	47
1990	Brian Kowitz, Clemson.....	34
1991	Anthony Byrd, Georgia Tech.....	35
1992	Kevin Northrup, Clemson.....	47
1993	Chad Holbrook, North Carolina.....	40
1994	Mike Hampton, Clemson.....	39
1995	Mickey Lopez, Florida State.....	32
1996	Scott Zech, Florida State.....	26
1997	Brian Roberts, North Carolina.....	47
1998	Brian Roberts, North Carolina.....	63
1999	Tyrell Godwin, North Carolina.....	29
	Brett Groves, Florida State.....	29
2000	Brett Groves, Florida State.....	34
2001	Adam Greenberg, North Carolina.....	29
2002	Russ Adams, North Carolina.....	45
2003	Ryan Hubbard, Wake Forest.....	35
	Eric Patterson, Georgia Tech.....	35
2004	Eric Patterson, Georgia Tech.....	48
2005	Shane Robinson, Florida State.....	49
2006	Shane Robinson, Florida State.....	32
2007	Greg Miclat, Virginia.....	32
2008	Greg Miclat, Virginia.....	30
2009	Tyler Holt, Florida State.....	34
2010	Tyler Holt, Florida State.....	30
2011	Zeke DeVoss, Miami.....	32
2012	Trea Turner, NC State.....	! 57
2013	Charlie White, Maryland.....	39
2014	Trea Turner, NC State.....	26
2015	Andy Perez, Duke.....	35
2016	Corey Ray, Louisville.....	44

Slugging Percentage

1954	Doug Kingsmore, Clemson.....	.742
1955	Connie Gravitte, North Carolina.....	.690
1956	Chuck Arnold, Virginia.....	.763
1957	John Stokoe, Wake Forest.....	.678
1958	Rex McMillan, Wake Forest.....	.676
1959	Jack Phillips, Wake Forest.....	.612
1960	Dave Lynn, Clemson.....	.708
1961	Jim Mooring, North Carolina.....	.680
1962	Joey Taylor, Clemson.....	.766
1963	Wayne Martin, Wake Forest.....	.717
1964	Billy Scripture, Wake Forest.....	.703
1965	Mike McCall, Clemson.....	.670
1966	George Sutton, Clemson.....	.632
1967	Rusty Adkins, Clemson.....	.597
1968	Jim Norris, Maryland.....	.590
1969	Jim Norris, Maryland.....	.724

1970	Gene Hiser, Maryland.....	.639
1971	Craig White, Clemson.....	.574
1972	Rick Richardson, NC State.....	.577
1973	Craig White, Clemson.....	.641
1974	Steve Tucker, Clemson.....	.541
1975	Denny Walling, Clemson.....	.807
1976	David Caldwell, Clemson.....	.607
1977	Kenny Baker, Wake Forest.....	.660
1978	Duke Duncan, Virginia.....	.737
1979	Jim Atkinson, North Carolina.....	.683
1980	Neal Herrick, Maryland.....	.798
1981	Brick Smith, Wake Forest.....	.871
1982	Bill Merrifield, Wake Forest.....	.808
1983	Bill Merrifield, Wake Forest.....	! .923
1984	Tracy Woodson, NC State.....	! .930
1985	Paul Schager, Maryland.....	.840
1986	Paul Schager, Maryland.....	.852
1987	Turtle Zaun, NC State.....	.834
1988	Billy Masse, Wake Forest.....	.883
1989	Warren Sawkiw, Wake Forest.....	.716
1990	Anthony Maisano, Georgia Tech.....	.720
1991	Chris Kowlicik, Wake Forest.....	.752
1992	Derek Hacopian, Maryland.....	.943
1993	Jason Varitek, Georgia Tech.....	.798
1994	Brian Buchanan, Virginia.....	.838
1995	Tony Ellison, NC State.....	.756
1996	J.D. Drew, Florida State.....	.759
1997	J.D. Drew, Florida State.....	.957
1998	Jon Palmieri, Wake Forest.....	.727
1999	Marshall McDougall, Florida State.....	.804
2000	Mark Teixeira, Georgia Tech.....	.772
2001	John-Ford Griffin, Florida State.....	.797
2002	Khalil Greene, Clemson.....	.877
2003	Jamie D'Antona, Wake Forest.....	.752
2004	Eddy Martinez-Esteve, Florida State.....	.707
2005	Ryan Braun, Miami.....	.726
2006	Allan Dykstra, Wake Forest.....	.670
2007	Tony Thomas, Jr., Florida State.....	.733
2008	Buster Posey, Florida State.....	! .879
2009	Mike McGee, Florida State.....	.769
2010	Yasmani Grandal, Miami.....	.721
2011	Andrew Rash, Virginia Tech.....	.708
2012	James Ramsey, Florida State.....	.652
2013	Daniel Palka, Georgia Tech.....	.637
2014	DJ Stewart, Florida State.....	.557
2015	Will Craig, Wake Forest.....	.702
2016	Will Craig, Wake Forest.....	.731

On Base Percentage

1954	Al Spangler, Duke.....	.519
1955	Lonnie Shealy, Clemson.....	.431
1956	Howie Dare, Maryland.....	.471
1957	Dave Sime, Duke.....	.447
1958	Art Clessuras, Maryland.....	.449
1959	Frank Cooper, Maryland.....	.426
1960	Bailey Hendley, Clemson.....	.484
1961	Roger Coon, Wake Forest.....	.443
1962	Johnny Jones, Clemson.....	.553
1963	Mike Bohonak, Clemson.....	.449
1964	Jim Pitt, Maryland.....	.500
1965	Rusty Adkins, Clemson.....	.493
1966	Ellis Dantzier, Clemson.....	.432
1967	John Hetrick, Maryland.....	.465
1968	Jim Norris, Maryland.....	.518
1969	Chris Cammack, NC State.....	.500
1970	Dave Sauve, Maryland.....	.497
1971	Dave Sauve, Maryland.....	.513



ACC Annual Statistical Leaders

1972	Bo Bochow, Duke.....	465
1973	Dave Bratt, Virginia.....	489
1974	Lin Hamilton, Clemson.....	473
1975	Denny Walling, Clemson.....	532
1976	Darrel Corradini, Maryland.....	500
1977	Neil Simons, Clemson.....	483
1978	Duke Duncan, Virginia.....	493
1979	Neil Simons, Clemson.....	484
1980	Neal Herrick, Maryland.....	517
1981	Brick Smith, Wake Forest.....	547
1982	Tommy Gregg, Wake Forest.....	503
1983	George Priftis, Virginia.....	512
1984	Scott Jordan, Georgia Tech.....	511
1985	Tommy Gregg, Wake Forest.....	500
1986	Kent Savedge, Virginia.....	500
1987	Riccardo Ingram, Georgia Tech.....	537
1988	Billy Masse, Wake Forest.....	549
1989	Darren Bragg, Georgia Tech.....	502
1990	Darren Bragg, Georgia Tech.....	531
1991	Billy McMillon, Clemson.....	496
1992	Derek Hacopian, Maryland.....	614
1993	Jason Varitek, Georgia Tech.....	509
1994	Jason Varitek, Georgia Tech.....	554
1995	Tom Sergio, NC State.....	489
1996	J.D. Drew, Florida State.....	508
1997	J.D. Drew, Florida State.....	602
1998	Jon Palmieri, Wake Forest.....	498
1999	Dan Moylan, North Carolina.....	497
2000	Mark Teixeria, Georgia Tech.....	547
2001	John-Ford Griffin, Florida State.....	542
2002	Khalil Greene, Clemson.....	552
2003	Jeremy Cleveland, North Carolina.....	510
2004	Brad McCann, Clemson.....	468
2005	Shane Robinson, Florida State.....	532
2006	Jon Jay, Miami.....	490
2007	Tony Thomas, Jr., Florida State.....	522
2008	Buster Posey, Florida State.....	566
2009	Tyler Holt, Florida State.....	520
2010	Yasmani Grandal, Miami.....	527
2011	Brad Miller, Clemson.....	498
2012	James Ramsey, Florida State.....	513
2013	Mike Papi, Virginia.....	517
2014	DJ Stewart, Florida State.....	472
2015	DJ Stewart, Florida State.....	500
2016	Zack Collins, Miami.....	538

Earned Run Average

1954	Billy O'Dell, Clemson.....	0.79
1955	Jack McGinley, Wake Forest.....	2.52
1956	John Stokoe, Wake Forest.....	1.58
1957	Bill Lovingood, Wake Forest.....	0.58
1958	Wayne Young, North Carolina.....	0.90
1959	Harold Stowe, Clemson.....	1.58
1960	Don Altman, Duke.....	0.80
1961	Joel Gibson, NC State.....	1.34
1962	Jack Lund, Maryland.....	1.68
1963	Frank Perkinson, NC State.....	1.12
1964	Bill Haywood, North Carolina.....	1.13
1965	Bill Dillman, Wake Forest.....	0.80
1966	Loveard McMichael, South Carolina.....	1.55
1967	Garry Hill, North Carolina.....	0.70
1968	Mike Herson, Maryland.....	0.69
1969	Jay Bevis, North Carolina.....	1.58
1970	Eddie Hill, North Carolina.....	1.07
1971	Al Schwartz, Duke.....	0.89
1972	Bob Grossman, Maryland.....	1.89
1973	Richard Phillips, NC State.....	0.79

1974	Bill Paschall, North Carolina.....	1.67
1975	Lewis Hardy, NC State.....	0.78
1976	Mark Claphan, NC State.....	1.38
1977	Brian Snyder, Clemson.....	1.19
1978	Tommy Qualters, Clemson.....	0.79
1979	Mike Sullivan, Clemson.....	1.98
1980	Bill Duke, Clemson.....	2.24
1981	Robert Payne, Maryland.....	0.84
1982	Frank Warner, Wake Forest.....	2.03
1983	Roger Williams, North Carolina.....	1.19
1984	Scott Bankhead, North Carolina.....	1.50
1985	Tim Burcham, Virginia.....	1.77
1986	Keith Fleming, Georgia Tech.....	2.30
1987	Larry Price, NC State.....	1.98
1988	Jim Poole, Georgia Tech.....	2.03
1989	Brad Woodall, North Carolina.....	1.19
1990	Jim Dougherty, North Carolina.....	1.71
1991	Jason Angel, Clemson.....	2.33
1992	Paxton Briley, Clemson.....	1.69
1993	Jonathan Johnson, Florida State.....	1.68
1994	Paul Wilson, Florida State.....	2.08
1995	David Yocum, Florida State.....	2.61
1996	Seth Greisinger, Virginia.....	1.76
1997	Kris Wilson, Georgia Tech.....	3.12
1998	Nick Stocks, Florida State.....	2.35
1999	Derrick DePriest, North Carolina.....	1.71
2000	Eric Schmitt, Wake Forest.....	2.57
2001	Steve Reba, Clemson.....	2.58
2002	Kyle Sleeth, Wake Forest.....	2.97
2003	Joey Devine, NC State.....	2.19
2004	Very Sterry, NC State.....	2.20
2005	Robert Woodard, North Carolina.....	2.11
2006	Jonathan Hovis, North Carolina.....	1.17
2007	Jacob Thompson, Virginia.....	1.50
2008	Matt Packer, Virginia.....	1.14
2009	Danny Hultzen, Virginia.....	2.17
2010	Chris Hernandez, Miami.....	2.64
2011	Danny Hultzen, Virginia.....	1.37
2012	Carlos Rodon, NC State.....	1.57
2013	Trent Thornton, North Carolina.....	1.37
2014	Trent Swart, Duke.....	1.76
2015	Josh Sborz, Virginia.....	1.60
2016	Pat Krall, Clemson.....	1.67

*Minimum of one inning pitched
per team's games played*

Victories

1954	Billy O'Dell, Clemson.....	8
1955	Lowell Davis, Wake Forest.....	10
1956	John Cooley, South Carolina.....	7
1957	Jim Raugh, North Carolina.....	7
1958	Harold Stowe, Clemson.....	14
1959	Dick Reitz, Maryland.....	8
1960	Wayne Young, North Carolina.....	9
1961	Bob Plemmons, Wake Forest.....	8
1962	Dick Densmore, Duke.....	7
	Tommy Lyon, Clemson.....	7
1963	Louis Howard, Wake Forest.....	9
1964	Bill Haywood, North Carolina.....	10
1965	Loveard McMichael, South Carolina.....	6
	Jerry Bark, Maryland.....	6
1966	Robert Walker, North Carolina.....	7
1967	Bill Palmer, Clemson.....	9
1968	Mike Caldwell, NC State.....	8
	Alex Cheek, NC State.....	8
	Joe Frye, NC State.....	8

1969	Tom Buskey, North Carolina.....	11
1970	Rusty Gerhardt, Clemson.....	9
1971	Rusty Gerhardt, Clemson.....	11
1972	Bob Grossman, Maryland.....	8
1973	Steve Cline, Clemson.....	7
1974	Steve Cline, Clemson.....	9
1975	Chuck Porter, Clemson.....	8
1976	Chuck Porter, Clemson.....	12
1977	Ron Musselman, Clemson.....	12
1978	Greg Norris, North Carolina.....	14
1979	Mike Sullivan, Clemson.....	10
1980	Mark Ochal, North Carolina.....	10
1981	Mark Ochal, North Carolina.....	11
1982	Jeff Gilbert, Clemson.....	9
	Jimmy Key, Clemson.....	9
1983	Scott Bankhead, North Carolina.....	9
1984	Scott Bankhead, North Carolina.....	11
1985	Tim Burcham, Virginia.....	11
1986	Kevin Brown, Georgia Tech.....	11
1987	Brian Barnes, Clemson.....	12
	Roger Kinard, Georgia Tech.....	12
1988	Scott Erwin, Georgia Tech.....	13
	Brian Barnes, Clemson.....	13
1989	Brian Barnes, Clemson.....	16
1990	Jim Dougherty, North Carolina.....	12
	Mike Hostetler, Georgia Tech.....	12
1991	Jason Angel, Clemson.....	14
1992	Roger Bailey, Florida State.....	15
1993	Brad Rigby, Georgia Tech.....	13
1994	Brad Rigby, Georgia Tech.....	14
1995	David Yocum, Florida State.....	12
1996	Randy Choate, Florida State.....	15
1997	Randy Choate, Florida State.....	13
1998	John Hendricks, Wake Forest.....	13
1999	Mike MacDougal, Wake Forest.....	13
	Nick Stocks, Florida State.....	13
2000	Cory Vance, Georgia Tech.....	13
2001	Steve Reba, Clemson.....	12
2002	Kyle Sleeth, Wake Forest.....	14
2003	Matt Lynch, Florida State.....	13
2004	Andrew Kown, Georgia Tech.....	10
	Rhett James, Florida State.....	10
2005	Cesar Carrillo, Miami.....	13
2006	Andrew Miller, North Carolina.....	13
2007	Bryan Henry, Florida State.....	14
2008	Alex White, North Carolina.....	13
2009	Sean Gilmartin, Florida State.....	12
2010	Danny Hultzen, Virginia.....	11
2011	Patrick Johnson, North Carolina.....	13
2012	Mike Compton, Florida State.....	12
2013	Trent Thornton, North Carolina.....	12
2014	Mike Shawaryn, Maryland.....	11
2015	Matthew Crownover, Clemson.....	10
2016	Kade McClure, Louisville.....	12

Strikeouts

1954	Billy O'Dell, Clemson.....	111
1955	Lowell Davis, Wake Forest.....	83
1956	Jim Raugh, North Carolina.....	59
1957	Dick Smallwood, Duke.....	93
1958	Harold Stowe, Clemson.....	126
1959	Harold Stowe, Clemson.....	117
1960	Wayne Young, North Carolina.....	68
1961	Bob Plemmons, Wake Forest.....	87
1962	Dick Densmore, Duke.....	68
1963	Jerry Venzendy, Maryland.....	80
1964	Bill Haywood, North Carolina.....	83



ACC Annual Statistical Leaders

Tommy Chapman, Clemson	83
1965 Jerry Bark, Maryland	105
1966 Ned Turnbull, Virginia	84
1967 Bobby Bryant, South Carolina	100
1968 Mike Herson, Maryland	70
1969 Rusty Gerhardt, Clemson	99
1970 Rusty Gerhardt, Clemson	111
1971 Rusty Gerhardt, Clemson	111
1972 Bob Grossman, Maryland	104
1973 Bob Madden, Maryland	75
1974 Steve Cline, Clemson	69
1975 Bob Ferris, Maryland	71
1976 Bob Ferris, Maryland	96
1977 Ron Musselman, Clemson	107
1978 Greg Norris, North Carolina	118
1979 Bill Gallagher, North Carolina	94
1980 Mike Brown, Clemson	77
1981 Mike Gordan, Virginia	87
1982 Jimmy Key, Clemson	94
1983 Brad Powell, North Carolina	90
1984 Scott Bankhead, North Carolina	124
1985 Tim Burcham, Virginia	146
1986 Kevin Brown, Georgia Tech	122
1987 Brian Barnes, Clemson	112
1988 Brian Barnes, Clemson	140
1989 Brian Barnes, Clemson	208
1990 Doug Creek, Georgia Tech	126
1991 Matt Donahue, NC State	138
1992 Matt Donahue, NC State	147
1993 John Wasdin, Florida State	138
1994 Brad Rigby, Georgia Tech	184
1995 Jason Dawsey, Clemson	133
1996 Kris Benson, Clemson	204
1997 Randy Choate, Florida State	126
1998 Chuck Crowder, Georgia Tech	133
1999 Nick Stocks, Florida State	139
2000 Mike Ziegler, Florida State	149
2001 Steve Reba, Clemson	103
2002 Kyle Bakker, Georgia Tech	115
2003 Steve Schmoll, Maryland	124
Vern Sterry, NC State	124
2004 Micah Owings, Georgia Tech	112
2005 Cesar Carrillo, Miami	127
2006 Andrew Miller, North Carolina	133
2007 Bryan Henry, Florida State	117
2008 Chris Hernandez, Florida State	117
2009 Alex White, North Carolina	121
2010 Danny Hultzen, Virginia	123
2011 Danny Hultzen, Virginia	165
2012 Marcus Stroman, Duke	136
2013 Carlos Rodon, NC State	184
2014 Jake Stinnett, Maryland	132
2015 Boomer Biegalski, Florida State	120
2016 Brendan McKay, Louisville	128

Strikeouts Per 9 Innings

1954 Billy O'Dell, Clemson	10.9
1955 Leonard Humphries, Clemson	8.4
1956 John Drake, Clemson	9.7
1957 Ben Trench, Wake Forest	11.2
1958 Ben Trench, Wake Forest	12.1
1959 Harold Stowe, Clemson	10.8
1960 Ron Kalish, Duke	9.3
1961 Bob Miller, Maryland	10.9
1962 Jerry Vezendy, Maryland	10.8
1963 Jerry Vezendy, Maryland	14.1

1964 Jerry Vezendy, Maryland	12.2
1965 Jerry Bark, Maryland	12.1
1966 Chris Sole, Maryland	10.6
1967 Bobby Bryant, South Carolina	10.3
1968 David Lemmonds, Wake Forest	11.9
1969 Phil Corddry, Maryland	12.3
1970 Rusty Gerhardt, Clemson	10.0
1971 Jim Chamberlain, North Carolina	12.1
1972 Bob Grossman, Maryland	13.2
1973 Bob Madden, Maryland	11.6
1974 Bob Madden, Maryland	9.5
1975 Bob Ferris, Maryland	9.2
1976 Bob Ferris, Maryland	9.1
1977 Steve Norwood, Virginia	10.4
1978 John Skinner, NC State	10.5
1979 Bill Gallagher, North Carolina	11.6
1980 Rick Horton, Virginia	9.5
1981 Jim Rivera, NC State	9.2
1982 Dan Plesac, NC State	8.6
1983 Keith Fleming, Georgia Tech	11.2
1984 Scott Bankhead, North Carolina	11.6
1985 Roger Williams, North Carolina	11.6
1986 Keith Fleming, Georgia Tech	11.6
1987 Buddy Jenkins, Wake Forest	11.4
1988 Jim Poole, Georgia Tech	14.3
1989 Brian Barnes, Clemson	12.8
1990 Paul Shuey, North Carolina	10.6
1991 Todd Fiegel, Virginia	12.53
1992 Paul Shuey, North Carolina	11.35
1993 Brad Rigby, Georgia Tech	12.04
1994 Yates Hall, Virginia	12.88
1995 Billy Koch, Clemson	11.48
1996 Billy Koch, Clemson	12.25
1997 Richard Dishman, Duke	10.65
1998 Kevin Shrout, Virginia	11.57
1999 Chris Chavez, Florida State	11.28
2000 Mike Ziegler, Florida State	10.03
2001 Dave Bush, Wake Forest	10.37
2002 Kyle Schmidt, Georgia Tech	10.05
2003 Steve Schmoll, Maryland	12.73
2004 Tim Layden, Duke	10.01
2005 Andrew Miller, North Carolina	9.69
2006 Ben Hunter, Wake Forest	11.45
2007 Bryan Henry, Florida State	8.95
Brett Cecil, Maryland	8.95
2008 Chris Manno, Duke	12.27
2009 Brian Moran, North Carolina	12.21
2010 Danny Hultzen, Virginia	10.38
2011 Danny Hultzen, Virginia	12.58
2012 Marcus Stroman, Duke	12.49
2013 Carlos Rodon, NC State	12.51
2014 Reilly Hovis, North Carolina	11.39
2015 Trent Thornton, North Carolina	11.76
2016 J.B. Bukauskas, North Carolina	12.75

Minimum of one inning pitched per team's games played

Complete Games

1954 Billy O'Dell, Clemson	9
1955 Tom Maultsby, North Carolina	7
1956 Jim Raugh, North Carolina	5
1957 Jim Raugh, North Carolina	8
1958 Harold Stowe, Clemson	8
Wayne Young, North Carolina	8
1959 Dick Reitz, Maryland	9

1960 Wayne Young, North Carolina	9
1961 Butch Williams, Duke	5
Nicky Warren, North Carolina	5
Joel Gibson, NC State	5
Bob Plemmons, Wake Forest	5
1962 Dick Densmore, Duke	8
1963 Stan Crisson, Duke	8
1964 Lou Howard, Wake Forest	8
1965 Steve Wrenn, Wake Forest	6
1966 Buck Johnson, NC State	7
Keith Liskey, Virginia	7
Steve Wrenn, Wake Forest	7
1967 Garry Hill, North Carolina	9
1968 Mike Caldwell, NC State	9
1969 Mike Caldwell, NC State	10
Tom Buskey, North Carolina	10
1970 Rusty Gerhardt, Clemson	8
Rick Clee, Maryland	8
Mike Caldwell, NC State	8
1971 Rusty Gerhardt, Clemson	6
1972 Bob Grossman, Maryland	9
1973 Gordy Jackson, Duke	6
1974 Steve Cline, Clemson	7
1975 Bob Ferris, Maryland	8
1976 Chuck Porter, Clemson	11
1977 Ron Musselman, Clemson	8
John Hartsell, Maryland	8
1978 Greg Norris, North Carolina	13
1979 Scott Smith, Maryland	8
1980 David Kirk, North Carolina	6
1981 Joe Plesac, NC State	9
1982 Jimmy Key, Clemson	7
1983 Key Fay, Duke	9
1984 Tim Burcham, Virginia	8
Bud Loving, NC State	8
1985 Tim Burcham, Virginia	11
1986 Jeff Hartsock, NC State	9
1987 Jeff Hartsock, NC State	8
1988 Jeff Hartsock, NC State	7
Michael Hoag, North Carolina	7
1989 Brian Barnes, Clemson	9
1990 Doug Creek, Georgia Tech	7
1991 Matt Donahue, NC State	9
1992 Steve DeFranco, Wake Forest	7
1993 Paul Wilson, Florida State	6
1994 Paul Wilson, Florida State	9
1995 Patrick Daneker, Virginia	8
1996 Brett Black, NC State	7
Kris Benson, Clemson	7
1997 Brett Black, NC State	6
1998 John Hendricks, Wake Forest	11
1999 John Hendricks, Wake Forest	5
2000 Cory Vance, Georgia Tech	5
2001 Dan Street, Virginia	5
2002 Daniel Caldwell, NC State	4
2003 Kyle Sleeth, Wake Forest	3
2004 Michael Rogers, NC State	3
2005 Stephen Faris, Clemson	3
Josh Cribb, Clemson	3
Cesar Carrillo, Miami	3
2006 Robert Woodard, North Carolina	3
2007 Jacob Thompson, Virginia	2
Enrique Garcia, Miami	2
2008 Charlie Mellis, Wake Forest	3
Pat McAnaney, Virginia	3
2009 Sean Gilmartin, Florida State	2
Andrew Wolcott, Duke	2
Jake Buchanan, NC State	2



ACC Annual Statistical Leaders

2010	Six tied with	2
2011	Mark Pope, Georgia Tech	5
2012	Carlos Rodon, NC State	2
2013	Kent Emanuel, North Carolina	5
2014	Jake Stinnett, Maryland	4
2015	Mike King, Boston College	2
	Zac Gallen, North Carolina	2
2016	Brian McAfee, Duke	3
	Connor Jones, Virginia	3

Innings Pitched

1954	Billy O'Dell, Clemson	91.1
1955	Lowell Davis, Wake Forest	104.0
1956	John Cooley, South Carolina	95.0
1957	Jim Raugh, North Carolina	93.2
1958	Wayne Young, North Carolina	100.1
1959	Harold Stowe, Clemson	91.1
1960	Wayne Young, North Carolina	108.0
1961	Bob Plemmons, Wake Forest	88.2
1962	Dick Densmore, Duke	90.2
1963	Lou Howard, Wake Forest	91.1
1964	Lou Howard, Wake Forest	97.1
1965	Steve Wrenn, Wake Forest	84.0
1966	Danny Walker, North Carolina	94.0
1967	Garry Hill, North Carolina	89.0
1968	Mike Caldwell, NC State	94.2
1969	Tom Buskey, North Carolina	94.0
1970	Rusty Gerhardt, Clemson	100.1
1971	Rusty Gerhardt, Clemson	108.0
1972	Rusty Gerhardt, Clemson	85.0
1973	Don Lacross, Virginia	70.0
1974	Steve Cline, Clemson	102.2
1975	Chuck Porter, Clemson	81.1
1976	Chuck Porter, Clemson	119.0
1977	Ron Musselman, Clemson	117.1
1978	Greg Norris, North Carolina	106.0
1979	Mike Sullivan, Clemson	91.0
1980	Jimmy Key, Clemson	111.1
1981	Mark Ochal, North Carolina	106.1
1982	Jimmy Key, Clemson	116.0
1983	Stu Rogers, Georgia Tech	105.0
1984	Roger Williams, North Carolina	102.0
1985	Kevin Brown, Georgia Tech	137.0
1986	Kevin Brown, Georgia Tech	136.0
1987	Roger Kinard, Georgia Tech	130.0
1988	Brian Barnes, Clemson	137.2
1989	Brian Barnes, Clemson	146.0
1990	Mike Hostetler, Georgia Tech	130.1
1991	Matt Donahue, NC State	159.1
1992	Roger Bailey, Florida State	139.1
1993	Derek Manning, North Carolina	117.2
1994	Brad Rigby, Georgia Tech	143.0
	Paul Wilson, Florida State	143.0
1995	Jonathon Johnson, Florida State	134.0
1996	Kris Benson, Clemson	156.0
1997	Randy Choate, Florida State	134.2
1998	John Hendricks, Wake Forest	143.1
1999	John Hendricks, Wake Forest	130.2
2000	Mike Ziegler, Florida State	133.2
2001	Blair Varnes, Florida State	114.2
2002	Kyle Bakker, Georgia Tech	134.2
2003	Michael Rogers, NC State	125.0
2004	Michael Rogers, NC State	117.0
2005	Cesar Carrillo, Miami	125.2
2006	Andrew Miller, North Carolina	123.1
2007	Bryan Henry, Florida State	117.2

2008	Chris Hernandez, Miami	112.2
2009	Alex White, North Carolina	107.0
2010	Casey Harman, Clemson	121.0
2011	Sean Gilmartin, Florida State	120.1
2012	Carlos Rodon, NC State	114.2
2013	Carlos Rodon, NC State	132.1
2014	Jake Stinnett, Maryland	118.0
2015	Connor Jones, Virginia	115.2
2016	Drew Harrington, Louisville	110.2

Shutouts

1966	Bobby Bryant, South Carolina	3
1967	Billy Reitmeier, South Carolina	2
1968	Tom Bradley, Maryland	3
1969	Pat Sprigone, Virginia	3
1970	Mike Caldwell, NC State	3
	Rick Clee, Maryland	3
1971	Mike Caldwell, NC State	4
1972	Mike Merritt, North Carolina	3
	Lindsay Graham, Clemson	3
1973	Mike Merritt, North Carolina	2
1974	Bill Paschall, North Carolina	3
1975	Mike Dempsey, NC State	4
1976	Ron Musselman, Clemson	4
1977	Tommy Qualters, NC State	3
	John Skinner, NC State	3
1978	Mike Brown, Clemson	2
	Mike Sullivan, Clemson	2
1979	Mike Sullivan, Clemson	2
1980	Bill Duke, Clemson	2
1981	Stu Rogers, Georgia Tech	2
1982	Jeff Gilbert, Clemson	2
1983	Mike Romanovsky, Maryland	3
1984	Paul Grossman, NC State	4
1985	Paul Grossman, NC State	3
1986	Nine tied with	1
1987	Oliver Whitaker, Clemson	2
	Alan Botkin, Clemson	2
1988	Michael Hoog, North Carolina	2
	Brad Rhodes, NC State	2
1989	Chris Smoot, Maryland	2
	Buddy Jenkins, Wake Forest	2
1990	Tim Parker, Clemson	3
1991	John Courtright, Duke	2
	Jason Angel, Clemson	2
	Scott Miller, Clemson	2
1992	Seven tied with	1
1993	Paul Wilson, Florida State	4
1994	Paul Wilson, Florida State	2
	Terry Harvey, NC State	2
1995	Jason Dawsey, Clemson	2
1996	Kris Benson, Clemson	4
1997	Kris Wilson, Georgia Tech	2
1998	Ten tied with	1
1999	Chris Capuano, Duke	2
2000	Scott Siemon, Wake Forest	2
2001	Eight tied with	1
2002	Michael Rogers, NC State	2
2003	Steve Schmolli, Maryland	2
2004	Very Sterry, NC State	2
2005	Josh Cribb, Clemson	2
2006	Robert Woodard, North Carolina	2
2007	Jacob Thompson, Virginia	2
2008	Four tied with	1
2009	Three tied with	1
2010	Three tied with	1

2011	Will Roberts, Virginia	3
	Mark Pope, Georgia Tech	3
2012	Buck Farmer, Georgia Tech	1
2013	Kent Emanuel, North Carolina	3
2014	Jake Stinnett, Maryland	2
	Daniel Gossett, Clemson	2
2015	Eight tied with	1
2016	Seven tied with	1

Saves

1968	Not Available	
1969	Al Schwartz, Virginia	2
	Rick Sprigone, Virginia	2
1970	Bill Strange, Virginia	2
1971	Dewey Brown, NC State	5
1972	Reid Carter, NC State	2
	Mike Judkins, Virginia	2
1973	Richard Phillips, NC State	5
1974	Richard Phillips, NC State	5
1975	Tommy Qualters, Clemson	6
1976	Bill Harvey, Virginia	5
1977	Chuck Irving, Wake Forest	8
1978	Dave Woessner, Clemson	6
1979	Len Bradley, Clemson	5
	Mike Garrell, NC State	5
	James Parks, North Carolina	5
1980	Len Bradley, Clemson	7
1981	James Parks, North Carolina	10
1982	Ronnie Huffman, North Carolina	4
	John Mirabelli, NC State	4
	Alan Walker, Georgia Tech	4
1983	Gordan Douglas, North Carolina	7
1984	Gordan Douglas, North Carolina	7
	Keith Fleming, Georgia Tech	7
1985	David Hall, NC State	6
1986	Mark Sikorski, Duke	10
1987	Jim Poole, Georgia Tech	10
1988	Jim Poole, Georgia Tech	9
1989	Frank Humber, Wake Forest	12
1990	Brian Bark, NC State	9
1991	Buddy Jenkins, Wake Forest	14
1992	Jamie Wolkosky, NC State	15
1993	Thad Chrismon, North Carolina	18
1994	Thad Chrismon, North Carolina	10
	Scott Winchester, Clemson	10
1995	Scott Winchester, Clemson	14
1996	Corey Richardson, North Carolina	10
1997	Chris Chavez, Florida State	6
1998	Chuck Crowder, Georgia Tech	9
1999	Mike DiBlasi, Florida State	9
2000	Nick Glaser, Clemson	15
2001	Dave Bush, Wake Forest	16
2002	Dave Bush, Wake Forest	13
2003	Joey Devine, NC State	14
2004	Joey Devine, NC State	10
	Patrick Hogan, Clemson	10
2005	Tyler Chambliss, Florida State	15
2006	Andrew Carignan, North Carolina	15
2007	Andrew Carignan, North Carolina	18
2008	Michael Schwimer, Virginia	14
2009	Kyle Bellamy, Miami	16
2010	Kevin Arico, Virginia	18
2011	Branden Kline, Virginia	18
2012	Michael Morin, North Carolina	19
2013	Eric Nedeljkovic, Miami	13
2014	Nick Howard, Virginia	20



ACC Annual Statistical Leaders

2015	Josh Sborz, Virginia	15
2016	Bryan Garcia, Miami	18

Batting Average

1954	Maryland	.288
1955	Wake Forest	.274
1956	NC State	.307
1957	Wake Forest	.285
1958	Wake Forest	.279
1959	Wake Forest	.283
1960	Clemson	.290
1961	North Carolina	.291
1962	Clemson	.313
1963	Wake Forest	.287
1964	Wake Forest	.286
1965	Clemson	.289
1966	Clemson	.321
1967	Maryland	.272
1968	NC State	.273
1969	Maryland	.287
1970	Maryland	.287
1971	North Carolina	.282
1972	Maryland	.264
1973	Virginia	.267
1974	Clemson	.290
1975	Clemson	.285
1976	Maryland	.288
1977	Clemson	.309
1978	NC State	.298
1979	Clemson	.307
1980	North Carolina	.316
1981	Maryland	.329
1982	Wake Forest	.309
1983	Georgia Tech	.331
1984	Georgia Tech	.341
1985	Virginia	.331
1986	Wake Forest	.335
1987	Georgia Tech	.341
1988	NC State	.346
1989	Georgia Tech	.300
1990	Wake Forest	.316
1991	Clemson	.341
1992	Georgia Tech	.315
1993	Clemson	.312
1994	Georgia Tech	.337
1995	Georgia Tech	.328
1996	Florida State	.322
1997	NC State	.322
1998	Clemson	.326
1999	Wake Forest	.329
2000	Georgia Tech	.342
2001	Georgia Tech	.347
2002	NC State	.338
2003	North Carolina	.319
2004	Georgia Tech	.319
2005	Georgia Tech	.333
2006	NC State	.333
2007	Florida State	.350
2008	Florida State	.355
2009	Virginia	.327
2010	Virginia	.315
2011	Clemson	.318
2012	NC State	.297
2013	Virginia	.312
2014	Virginia Tech	.281
2015	Miami	.307
2016	Louisville	.322

Home Runs Per Game

1954	Clemson	1.04
1955	Clemson	0.72
1956	North Carolina	1.05
1957	Wake Forest	1.22
1958	Wake Forest	0.71
1959	Clemson	0.53
1960	Clemson	0.91
1961	Duke	0.52
1962	Clemson	1.96
1963	Wake Forest	0.92
1964	Clemson	1.00
1965	Clemson	0.87
1966	Clemson	1.21
1967	Maryland	0.83
1968	Clemson	0.51
1969	Maryland	0.92
1970	Maryland	0.78
1971	South Carolina	0.81
1972	Maryland	0.75
1973	Clemson	0.73
1974	Clemson	0.68
1975	Maryland	1.00
1976	Maryland	0.82
1977	Wake Forest	1.32
1978	Wake Forest	1.16
1979	Clemson	1.49
1980	Maryland	1.82
1981	Maryland	1.61
1982	Wake Forest	1.85
1983	Georgia Tech	1.31
1984	NC State	1.95
1985	Maryland	1.76
1986	North Carolina	1.73
1987	Georgia Tech	1.83
1988	NC State	2.02
1989	NC State	1.22
1990	Wake Forest	1.41
1991	Clemson	1.59
1992	Wake Forest	1.53
1993	Georgia Tech	1.16
1994	Duke	1.70
1995	Georgia Tech	1.37
1996	Georgia Tech	1.52
1997	Florida State	1.70
1998	Georgia Tech	1.63
1999	Florida State	1.56
2000	Georgia Tech	1.20
2001	Clemson	1.35
2002	North Carolina	1.69
2003	NC State	1.21
2004	Florida State	1.19
2005	Clemson	1.15
2006	Georgia Tech	1.32
2007	Clemson	1.03
2008	Miami	1.66
2009	Georgia Tech	1.91
2010	Georgia Tech	1.97
2011	Virginia Tech	1.09
2012	Georgia Tech	0.83
2013	Georgia Tech	0.91
2014	Wake Forest	0.59
2015	Miami	0.94
2016	Clemson	1.17

Runs Per Game

1954	Maryland	6.7
1955	Wake Forest	7.2
1956	NC State	9.4
1957	Duke	7.2
1958	Maryland	8.9
1959	Clemson	6.9
1960	Clemson	6.9
1961	Clemson	7.9
1962	Clemson	8.6
1963	Wake Forest	7.5
1964	Clemson	6.7
1965	Clemson	6.3
1966	Clemson	9.1
1967	Clemson	5.4
1968	NC State	6.8
1969	Clemson	7.2
1970	Maryland	5.9
1971	Virginia	6.6
1972	Maryland	5.6
1973	Virginia	6.0
1974	Clemson	6.7
1975	Clemson	7.1
1976	Duke	6.5
1977	Clemson	7.8
1978	Wake Forest	7.2
1979	Clemson	8.3
1980	Duke	8.3
1981	Maryland	8.1
1982	Clemson	8.1
1983	Georgia Tech	9.8
1984	Georgia Tech	10.3
1985	Georgia Tech	8.9
1986	Wake Forest	7.2
1987	Georgia Tech	10.2
1988	NC State	9.4
1989	Georgia Tech	7.5
1990	Wake Forest	8.1
1991	Clemson	9.9
1992	Clemson	7.5
1993	Georgia Tech	7.5
1994	Georgia Tech	9.5
1995	Georgia Tech	9.1
1996	Florida State	8.6
1997	Florida State	9.5
1998	Clemson	9.0
1999	Florida State	9.1
2000	Georgia Tech	9.2
2001	Georgia Tech	9.5
2002	Maryland	8.8
2003	Florida State	8.4
2004	Georgia Tech	8.8
2005	Georgia Tech	9.3
2006	Georgia Tech	8.7
2007	Florida State	9.1
2008	Florida State	9.8
2009	Florida State	8.7
2010	NC State	9.2
2011	Florida State	7.3
2012	NC State	6.9
2013	Virginia	7.9
2014	Florida State	6.6
2015	Miami	8.2
2016	Louisville	7.4



ACC Annual Statistical Leaders

Slugging Percentage

1954	Clemson	403
1955	Wake Forest	383
1956	NC State	467
1957	Wake Forest	488
1958	Wake Forest	415
1959	Clemson	393
1960	Clemson	445
1961	Clemson	421
1962	Clemson	508
1963	Wake Forest	430
1964	Clemson	435
1965	Clemson	446
1966	Clemson	502
1967	Maryland	403
1968	NC State	381
1969	Clemson	445
1970	Maryland	414
1971	Maryland	381
1972	Maryland	384
1973	Clemson	388
1974	Clemson	424
1975	Clemson	424
1976	Clemson	415
1977	Wake Forest	484
1978	Virginia	470
1979	Clemson	521
1980	Maryland	552
1981	Maryland	540
1982	Wake Forest	544
1983	Georgia Tech	524
1984	NC State	580
1985	Georgia Tech	520
1986	Wake Forest	566
1987	Georgia Tech	572
1988	NC State	591
1989	Wake Forest	476
1990	Wake Forest	511
1991	Clemson	571
1992	Wake Forest	520
1993	Georgia Tech	491
1994	Duke	548
1995	Georgia Tech	526
1996	Georgia Tech	522
1997	Florida State	531
1998	Georgia Tech	524
1999	Florida State	540
2000	Georgia Tech	515
2001	Georgia Tech	520
2002	North Carolina	546
2003	Florida State	495
2004	Florida State	488
2005	Georgia Tech	496
2006	Georgia Tech	498
2007	Florida State	515
2008	Florida State	565
2009	Georgia Tech	543
2010	Georgia Tech	575
2011	Virginia Tech	485
2012	NC State	438
2013	Virginia	463
2014	Clemson	382
2015	Miami	459
2016	Louisville	492

Doubles Per Game

1954	Duke	1.47
1955	Wake Forest	1.28
1956	NC State	2.05
1957	Wake Forest	1.50
1958	Clemson	1.57
1959	Maryland	1.28
1960	North Carolina	1.72
1961	North Carolina	1.78
1962	NC State	1.95
1963	Wake Forest	1.62
1964	Wake Forest	1.57
1965	Maryland	1.71
1966	Clemson	1.69
1967	Maryland	1.56
1968	Maryland	1.35
1969	Maryland	1.39
1970	Virginia	1.33
1971	North Carolina	1.56
1972	North Carolina	1.56
1973	Virginia	1.67
1974	Clemson	1.89
1975	Clemson	1.59
1976	NC State	1.84
1977	Clemson	1.90
1978	NC State	1.90
1979	Clemson	1.56
1980	NC State	1.87
1981	Clemson	2.22
1982	Clemson	2.19
1983	North Carolina	2.09
1984	Georgia Tech	2.24
1985	Virginia	2.31
1986	Wake Forest	2.38
1987	Georgia Tech	2.49
1988	Clemson	2.35
1989	Clemson	2.04
1990	NC State	1.88
1991	Clemson	2.70
1992	Georgia Tech	2.33
1993	Clemson	2.20
1994	Georgia Tech	2.45
1995	Georgia Tech	2.18
1996	NC State	2.25
1997	Virginia	2.26
1998	Wake Forest	2.41
1999	Florida State	2.48
2000	Florida State	2.50
2001	Florida State	2.44
2002	Maryland	2.58
2003	Florida State	2.37
2004	Georgia Tech	2.29
	Clemson	2.29
2005	Maryland	2.46
2006	NC State	2.35
2007	Florida State	2.77
2008	North Carolina	2.57
2009	Virginia Tech	2.60
2010	NC State	2.55
2011	Virginia Tech	2.40
2012	NC State	2.40
2013	Florida State	2.28
2014	Clemson	1.90
2015	Wake Forest	2.36
2016	Florida State	2.25

Triples Per Game

1954	North Carolina	0.80
1955	Wake Forest	0.56
1956	NC State	0.95
1957	Wake Forest	0.94
1958	NC State	0.76
1959	Wake Forest	0.76
1960	Clemson	0.68
1961	Wake Forest	0.63
1962	North Carolina	0.55
1963	Clemson	0.54
1964	Clemson	0.57
1965	North Carolina	0.55
1966	Clemson	0.62
1967	NC State	0.59
1968	NC State	0.38
1969	Wake Forest	0.58
1970	Clemson	0.65
1971	Virginia	0.52
1972	Duke	0.61
1973	Wake Forest	0.36
1974	Clemson	0.42
1975	Clemson	0.33
1976	NC State	0.58
1977	Clemson	0.42
1978	Clemson	0.43
1979	Duke	0.63
1980	Duke	0.54
1981	Duke	0.67
1982	Duke	0.57
1983	Georgia Tech	0.38
1984	Duke	0.63
1985	Virginia	0.43
1986	Clemson	0.62
1987	Clemson	0.48
1988	Clemson	0.35
	Georgia Tech	0.35
1989	Clemson	0.39
1990	Duke	0.41
1991	Clemson	0.47
1992	Duke	0.56
1993	Virginia	0.53
1994	NC State	0.46
1995	Clemson	0.46
1996	NC State	0.38
1997	Georgia Tech	0.39
1998	NC State	0.30
1999	Wake Forest	0.29
2000	Clemson	0.41
2001	NC State	0.33
2002	Duke	0.28
	Maryland	0.28
	North Carolina	0.28
2003	Georgia Tech	0.32
2004	Florida State	0.35
2005	Virginia Tech	0.43
2006	Virginia Tech	0.36
2007	Florida State	0.34
2008	North Carolina	0.35
2009	Virginia	0.43
2010	Virginia	0.49
2011	Virginia Tech	0.51
2012	Virginia	0.54
2013	Virginia	0.50
2014	Notre Dame	0.34
2015	Pitt	0.48
2016	Pitt	0.45



ACC Annual Statistical Leaders

Steals Per Game

1954	Maryland	2.08
1955	Maryland	1.65
1956	NC State	2.68
1957	Maryland	3.30
1958	Maryland	2.06
1959	Maryland	1.89
1960	Maryland	2.68
1961	Wake Forest	1.50
1962	Wake Forest	1.97
1963	Wake Forest	1.69
1964	Wake Forest	1.63
1965	Maryland	2.21
1966	Maryland	1.52
1967	NC State	1.73
1968	NC State	1.74
1969	NC State	1.60
1970	South Carolina	1.73
1971	South Carolina	2.06
1972	Virginia	1.55
1973	Maryland	0.86
1974	NC State	1.47
1975	Clemson	2.05
1976	North Carolina	1.47
1977	North Carolina	1.74
1978	Clemson	2.81
1979	North Carolina	2.30
1980	Duke	2.43
1981	North Carolina	2.51
1982	North Carolina	2.18
1983	North Carolina	2.60
1984	North Carolina	1.98
1985	Duke	2.10
1986	Duke	2.19
1987	North Carolina	2.28
1988	Clemson	2.76
1989	Clemson	2.31
1990	Virginia	2.32
1991	Georgia Tech	1.67
1992	Clemson	2.03
1993	North Carolina	1.90
1994	Florida State	1.76
1995	Florida State	2.35
1996	Florida State	1.80
1997	Florida State	2.36
1998	North Carolina	1.97
1999	North Carolina	2.15
2000	North Carolina	2.10
2001	North Carolina	1.60
2002	North Carolina	1.98
2003	Georgia Tech	1.73
2004	Virginia	1.66
2005	Miami	1.74
2006	Boston College	2.09
2007	Virginia	2.10
2008	Virginia	2.16
2009	Virginia	1.83
2010	Maryland	2.20
2011	Wake Forest	1.73
2012	NC State	1.62
2013	Clemson	1.79
2014	Clemson	1.46
2015	Louisville	1.95
2016	Louisville	1.58

Earned Run Average

1954	Maryland	2.86
1955	North Carolina	3.03
1956	Wake Forest	2.94
1957	Wake Forest	2.18
1958	North Carolina	2.08
1959	Clemson	2.39
1960	Duke	2.59
1961	NC State	2.06
1962	Maryland	3.08
1963	Duke	2.25
1964	South Carolina	2.76
1965	Maryland	2.52
1966	South Carolina	2.09
1967	Clemson	2.16
1968	Maryland	! 0.95
1969	Maryland	2.73
1970	Duke	2.30
1971	Virginia	2.23
1972	North Carolina	2.23
1973	NC State	2.41
1974	North Carolina	2.70
1975	NC State	! 1.65
1976	NC State	2.29
1977	NC State	2.88
1978	North Carolina	3.02
1979	Wake Forest	3.47
1980	Wake Forest	3.31
1981	Duke	3.41
1982	Clemson	3.81
1983	North Carolina	2.90
1984	Clemson	2.99
1985	North Carolina	3.89
1986	Duke	4.13
1987	Clemson	3.79
1988	Clemson	3.70
1989	North Carolina	3.18
1990	North Carolina	3.07
1991	Clemson	3.67
1992	Clemson	2.86
1993	Florida State	2.90
1994	Florida State	3.09
1995	Florida State	2.70
1996	Clemson	! 3.03
1997	Florida State	4.10
1998	Florida State	3.78
1999	Florida State	3.14
2000	Florida State	3.23
2001	Florida State	3.47
2002	Florida State	3.96
2003	Florida State	2.96
2004	North Carolina	3.62
2005	Virginia	2.74
2006	Virginia	3.04
2007	Virginia	2.81
2008	North Carolina	! 2.92
2009	Virginia	3.23
2010	Miami	3.68
2011	Virginia	2.24
2012	North Carolina	2.66
2013	North Carolina	2.81
2014	Virginia	2.23
2015	Louisville	2.74
2016	Louisville	2.82

Fielding Percentage

1954	Wake Forest	941
1955	Wake Forest	942
1956	North Carolina	958
1957	Clemson	931
1958	Clemson	940
1959	North Carolina	945
1960	Virginia	948
1961	North Carolina	943
1962	Clemson	957
1963	Wake Forest	952
1964	Wake Forest	956
1965	Maryland	962
1966	Clemson	958
1967	North Carolina	970
1968	South Carolina	967
1969	South Carolina	949
1970	Maryland	965
1971	South Carolina	957
1972	Clemson	955
1973	North Carolina	963
1974	North Carolina	963
1975	Clemson	961
1976	Clemson	967
1977	Clemson	967
1978	NC State	959
1979	North Carolina	953
1980	North Carolina	956
1981	Maryland	962
1982	North Carolina	960
1983	Clemson	958
1984	Maryland	960
1985	Virginia	966
1986	Duke	963
1987	Clemson	964
1988	Clemson	963
1989	North Carolina	968
1990	NC State	967
1991	NC State	967
1992	Duke	970
1993	Duke	970
1994	Florida State	973
1995	Wake Forest	974
1996	Georgia Tech	966
1997	Duke	966
1998	Florida State	966
1999	Wake Forest	966
2000	Clemson	969
2001	Clemson	968
2002	Clemson	971
2003	Clemson	969
2004	NC State	976
2005	Virginia	975
2006	Clemson	972
2007	Florida State	975
2008	Duke	! 978
2009	Duke	979
2010	Boston College	979
2011	North Carolina	979
2102	Clemson	973
	Maryland	973
2013	Maryland	977
2014	Virginia	981
2015	Notre Dame	979
2016	Miami	983

Bold denotes ACC record

! Denotes NCAA Single-Season Leader



ACC Championship Records

Individual - Single Game

At Bats	8
Chaz Frank, North Carolina vs. NC State.....	2013
Skye Bolt, North Carolina vs. NC State.....	2013
Grant Clyde, NC State vs. North Carolina.....	2013
Brett Williams, NC State vs. North Carolina.....	2013
Bryan Adamez, NC State vs. North Carolina.....	2013
Base Hits	6
Jeremy Slayden, Georgia Tech vs. Duke.....	2003
Doubles	3
Jared King, Virginia vs. Wake Forest.....	2011
Matt Antonelli, Wake Forest vs. Duke.....	2005
Brian Ward, NC State vs. Georgia Tech.....	1999
Nomar Garciaparra, Georgia Tech vs. N. Carolina.....	1994
Pat Fitzsimmons, Clemson vs. Wake Forest.....	1975
Triples	2
Adam Haseley, Virginia vs Wake Forest.....	2016
Steve Williams, Clemson vs. Georgia Tech.....	1985
Woody Hall, Virginia vs. Clemson.....	1984
Fred Kozak, Wake Forest vs. Clemson.....	1973
Home Runs	3
Luke Murton, Georgia Tech vs. Clemson.....	2006
Tony Ellison, NC State vs. Georgia Tech.....	1995
Todd Wilkinson, North Carolina vs. Wake Forest.....	1984
Runs Scored	5
Brian Wright, NC State vs. Georgia Tech.....	1999
Runs Batted In	8
Mike Murphy, Maryland vs. Duke.....	1985
Total Bases	12
Luke Murton, Georgia Tech vs. Clemson.....	2006
Tony Ellison, NC State vs. Georgia Tech.....	1995
Todd Wilkinson, N. Carolina vs. Wake Forest.....	1984
Stolen Bases	5
Nick Blue, Wake Forest vs. Maryland.....	2004
Innings Pitched	13 1/3
Craig Gourlay, Wake Forest vs. Clemson.....	1986
Strikeouts	18
Erik Hanson, Wake Forest vs. Virginia.....	1985
Base on Balls	9
Jim Wallace, North Carolina vs. NC State.....	1997
Richard Dishman, Duke vs. Clemson.....	1996
Craig Gourlay, Wake Forest vs. Clemson.....	1986

Individual - Tournament

At Bats	31
Stephen Drew, Florida State.....	2004
Jeremy Dutton, NC State.....	2001
Base Hits	14
Matt Diaz, Florida State.....	1998
Doubles	5
Ryne Malone, Florida State.....	2004
Brian Ward, NC State.....	1999
Jeremy Morris, Florida State.....	1996
B.J. Surhoff, North Carolina.....	1985
Triples	3
Ricky Hester, Clemson.....	1983
David LeMaster, Clemson.....	1983
Billy Weems, Clemson.....	1980
Roy Dixon, NC State.....	1977
Home Runs	5
Tony Ellison, NC State.....	1995
Jeff Distasio, Georgia Tech.....	1986

Runs Scored	10
Frank Bolick, Georgia Tech.....	1986
Pete Kumiega, North Carolina.....	1983
Runs Batted In	13
Mike Murphy, Maryland.....	1985
Total Bases	26
Jason Basil, Georgia Tech.....	2000
Stolen Bases	7
Scott Jordan, Georgia Tech.....	1985
Games Pitched	4
Pat Krall, Clemson.....	2016
Eric Niesen, Wake Forest.....	2007
Brad Rulon, Georgia Tech.....	2006
Dave Bush, Wake Forest.....	2001
Josh Miller, NC State.....	2001
Jim Poole, Georgia Tech.....	1988
Tim Kirk, North Carolina.....	1983
Ronnie Huffman, North Carolina.....	1982
Frank Warner, Wake Forest.....	1982
Innings Pitched	18
John Hendricks, Wake Forest.....	1998
Seth Greisinger, Virginia.....	1996
Matt Donahue, NC State.....	1992
Dave Hopkins, Virginia.....	1982
Brick Smith, Wake Forest.....	1978
Strikeouts	22
Brian Barnes, Clemson.....	1989
Base on Balls	14
Jim Donegan, Duke.....	1978
Grand Slams	1, 21 times
Most recently: Chad Pinder, Virginia vs. Va. Tech.....	2013

Team - Single Game

Runs Scored	24
Clemson vs. Georgia Tech.....	1991
Runs Losing Team	13
Florida State vs. Clemson.....	2016
Maryland vs. Wake Forest.....	2005
North Carolina vs. NC State.....	1987
Wake Forest vs. Duke.....	1983
Base Hits	27
Georgia Tech vs. NC State.....	1985
Hits Losing Team	22
NC State vs. Georgia Tech.....	1985
Doubles	8
Clemson vs. NC State.....	2004
Triples	2, 23 times
Most Recently: Virginia vs. Wake Forest.....	2016
Home Runs	6
Clemson vs. Maryland.....	1985
Miami vs. Virginia.....	2008
Stolen Bases	9
North Carolina vs. Wake Forest.....	1984
Strikeouts By	22
NC State vs. North Carolina.....	2013
Walks Allowed	22
NC State vs. Florida State.....	1995
Errors	8
Duke vs. North Carolina.....	1987

Wild Pitches	8
Wake Forest vs. Virginia.....	1993
Double Plays	4
Florida State vs. NC State.....	2006
NC State vs. Wake Forest.....	1996
North Carolina vs. Georgia Tech.....	1992
Virginia vs. North Carolina.....	1986
Clemson vs. Georgia Tech.....	1982
Wake Forest vs. Clemson.....	1973
Miami vs. Virginia.....	2008
Runs One Inning	14
Clemson vs. Georgia Tech.....	1982
Clemson vs. Wake Forest.....	1975
Fewest Hits	1
Virginia vs. Georgia Tech (7 innings).....	2015
Clemson vs. Maryland.....	1995
Fewest Hits/Winning Team	2
Wake Forest vs. Maryland.....	1975
Longest Game	18 innings
North Carolina 2, NC State 1 (18 innings).....	2013

Two Teams - Single Game

Runs Scored	33
Wake Forest (20) & Maryland (13).....	2005
Base Hits	49
Georgia Tech (27) & NC State (22).....	1985
Doubles	10
Clemson (7) vs. Florida State (3).....	2016
Clemson (6) & NC State (4).....	1999
Triples	4
Clemson (2) & Duke (2).....	1983
Clemson (2) & Wake Forest (2).....	1976
Home Runs	8
Miami (6) & Georgia Tech (2).....	2008
Stolen Bases	9
Wake Forest (8) & Maryland (1).....	2004
North Carolina (9) & Wake Forest (0).....	1984
Errors	11
Duke (8) & North Carolina (3).....	1987
Wild Pitches	10
Wake Forest (8) & Virginia (2).....	1993
Double Plays	6
North Carolina (4) & Georgia Tech (2).....	1992
Virginia (4) & North Carolina (2).....	1986
Fewest Runs	1
Florida State (1) & NC State (0).....	1992
North Carolina (1) & Clemson (0).....	1988
Duke (1) & Clemson (0).....	1981
Wake Forest (1) & Maryland (0).....	1975
Fewest Hits	5
Wake Forest (3) & Maryland (2).....	1975
Strikeouts By	43
NC State (22) & North Carolina (21).....	2013

Team - Tournament

Consecutive Wins	11
Georgia Tech.....	1985-1987
Runs Scored	65
Georgia Tech.....	(five games) 1985
Base Hits	76
Florida State.....	(six games) 2004
Georgia Tech.....	(five games) 1985
Errors	15



ACC Championship

Annual Championship (Tournament Era)

Year	Champion, Coach	Runnerup	Score	Site	Attendance	Tournament MVP
1973	NC State, Sam Esposito	Clemson	3-2	Chapel Hill, N.C.	6,800	x
1974	NC State, Sam Esposito	Clemson	8-6	Raleigh, N.C.	13,800	x
1975	NC State, Sam Esposito	Clemson	3-2	Chapel Hill, N.C.	9,250	x
1976	Clemson, Bill Wilhelm	Maryland	3-2	Clemson, S.C.	6,250	x
1977	Wake Forest, Marvin Crater	Clemson	22-9	Clemson, S.C.	7,100	x
1978	Clemson, Bill Wilhelm	Wake Forest	7-2	Clemson, S.C.	8,300	x
1979	No Tournament					
1980	Clemson, Bill Wilhelm	North Carolina	12-3	Raleigh, N.C.	9,980	x
1981	Clemson, Bill Wilhelm	North Carolina	7-5	Chapel Hill, N.C.	14,070	x
1982	North Carolina, Mike Roberts	Virginia	3-2	Chapel Hill, N.C.	11,450	x
1983	North Carolina, Mike Roberts	Clemson	10-1	Chapel Hill, N.C.	13,500	Scott Bankhead, p, North Carolina
1984	North Carolina, Mike Roberts	Georgia Tech	9-4	Durham, N.C.	18,500	Todd Wilkinson, ss, North Carolina
1985	Georgia Tech, Jim Morris	Clemson	7-5	Atlanta, Ga.	8,954	Scott Jordan, of, Georgia Tech
1986	Georgia Tech, Jim Morris	NC State	9-6	Durham, N.C.	22,638	Jeff Distasio, 1b, Georgia Tech
1987	Georgia Tech, Jim Morris	NC State	6-0	Greenville, S.C.	30,006	Todd Shiver, p, Georgia Tech
1988	Georgia Tech, Jim Morris	North Carolina	6-2	Greenville, S.C.	39,218	Ty Griffin, 2b, Georgia Tech
1989	Clemson, Bill Wilhelm	North Carolina	12-4	Greenville, S.C.	40,078	Brian Barnes, p, Clemson
1990	North Carolina, Mike Roberts	NC State	5-0	Greenville, S.C.	37,150	Steve Estroff, 1b, North Carolina
1991	Clemson, Bill Wilhelm	Georgia Tech	24-8	Greenville, S.C.	37,561	Michael Spiers, of, Clemson
1992	NC State, Ray Tanner	Clemson	7-3	Greenville, S.C.	43,675	Matt Donahue, p, NC State
1993	Clemson, Bill Wilhelm	NC State	11-7	Greenville, S.C.	33,238	Jeff Morris, 2b, Clemson
1994	Clemson, Jack Leggett	Florida State	4-1	Greenville, S.C.	40,028	Shane Monahan, of, Clemson
1995	Florida State, Mike Martin	Clemson	8-2	Greenville, S.C.	42,659	Jonathan Johnson, p, Florida State
1996	Virginia, Dennis Womack	Florida State	12-1	Durham, N.C.	22,145	Seth Greisinger, p, Virginia
1997	Florida State, Mike Martin	Clemson	10-0	St. Petersburg, Fla.	32,141	Jeremy Morris, of, Florida State
1998	Wake Forest, George Greer	Florida State	6-3	Durham, N.C.	24,162	John Hendricks, p, Wake Forest
1999	Wake Forest, George Greer	Clemson	8-4	Durham, N.C.	22,777	Andrew Riepe, c, Wake Forest
2000	Georgia Tech, Danny Hall	Clemson	9-8	Fort Mill, S.C.	26,144	Jason Basil, of, Georgia Tech
2001	Wake Forest, George Greer	NC State	17-4	Fort Mill, S.C.	26,498	Dave Bush, p, Wake Forest
2002	Florida State, Mike Martin	Clemson	4-1	St. Petersburg, Fla.	20,990	Stephen Drew, ss, Florida State
2003	Georgia Tech, Danny Hall	NC State	6-5	Salem, Va.	18,276	Brian Burks, p, Georgia Tech
2004	Florida State, Mike Martin	Georgia Tech	17-5	Salem, Va.	23,092	Shane Robinson, of, Florida State
2005	Georgia Tech, Danny Hall	Virginia	4-3	Jacksonville, Fla.	66,475	Tyler Greene, ss, Georgia Tech
2006	Clemson, Jack Leggett	NC State	8-4	Jacksonville, Fla.	73,251	Tyler Colvin, of, Clemson
2007	North Carolina, Mike Fox	Wake Forest	3-2	Jacksonville, Fla.	59,325	Josh Horton, ss, North Carolina
2008	Miami, Jim Morris	Virginia	8-4	Jacksonville, Fla.	55,970	Dave DiNatale, of, Miami
2009	Virginia, Brian O'Connor	Florida State	6-3	Durham, N.C.	39,639	Dan Grovatt, of, Virginia
2010	Florida State, Mike Martin	NC State	8-3	Greensboro, NC	50,266	Harold Riggins, 1b, NC State
2011	Virginia, Brian O'Connor	Florida State	7-2	Durham, N.C.	43,180	Steven Proscia, 3b, Virginia
2012	Georgia Tech, Danny Hall	Miami	8-5	Greensboro, N.C.	52,926	Jake Davies, 1b-p, Georgia Tech
2013	North Carolina, Mike Fox	Virginia Tech	4-1	Durham, N.C.	58,454	Cody Stubbs, 1B, North Carolina
2014	Georgia Tech, Danny Hall	Maryland	9-4	Greensboro, N.C.	57,343	Dusty Isaacs, p, Georgia Tech
2015	Florida State, Mike Martin	NC State	6-2	Durham, N.C.	64,140	Boomer Biegalski, p, Florida State
2016	Clemson, Monte Lee	Florida State	18-13	Durham, N.C.	55,301	Mike Triller, dh, Clemson

ACC Championship Attendance Records

Total: 73,251 (2006; 15 games) • Day Attendance: 22,119 (Saturday May 27, 2006) • Session: 14,970 (2007) • Single Game: 11,329 (2013) • Championship Game: 9,759 (2015)

ACC Tournament Win-Loss Records

Team	Tourneys	G	Titles	W	L	Pct.
Florida State	25	112	6	72	40	.643
Clemson	43	178	10	110	68	.618
Georgia Tech	37	137	9	78	59	.569
Virginia Tech	4	9	0	5	4	.556
NC State	42	159	4	84	75	.528
North Carolina	41	144	6	76	68	.528
Miami	12	37	1	18	19	.486
Virginia	43	128	3	56	72	.438
Boston College	3	7	0	3	4	.429
Wake Forest	39	119	4	50	69	.420
Louisville	2	6	0	2	4	.333
Notre Dame	1	3	0	1	2	.333
Duke	34	80	0	22	58	.275
Pitt	0	0	0	0	0	.000

ACC Tournament Series Records

	BC	CU	DU	FS	GT	UL	UM	NC	ST	ND	UP	VA	VT	WF
BC	x	0-0	0-0	0-2	1-1	0-0	2-0	0-0	0-0	0-0	0-0	0-1	0-0	0-0
CU	0-0	x	9-4	10-12	16-11	2-0	3-2	16-13	18-12	0-0	0-0	11-8	0-1	13-5
DU	0-0	4-9	x	0-6	3-8	0-0	0-1	2-11	2-10	0-0	0-0	5-2	0-0	2-7
FS	2-0	12-10	6-0	x	7-9	1-0	2-2	10-1	12-6	0-0	0-0	8-8	0-1	9-3
GT	1-1	11-16	8-3	9-7	x	0-0	4-3	10-4	13-12	0-0	0-0	7-5	0-2	10-4
UL	0-0	0-2	0-0	0-1	0-0	x	0-0	1-0	0-0	0-0	0-0	0-1	0-0	1-0
UM	0-2	2-3	1-0	2-2	3-4	0-0	x	2-1	2-4	1-0	0-0	2-2	0-0	3-1
NC	0-0	13-16	11-2	1-10	4-10	0-1	1-2	x	11-11	0-0	0-0	9-8	2-0	12-7
ST	0-0	12-18	10-2	6-12	12-13	0-0	4-2	11-11	x	1-0	0-0	16-9	1-0	7-7
ND	0-0	0-0	0-0	0-0	0-0	0-0	0-1	0-0	0-1	x	0-0	1-0	0-0	0-0
UP	0-0	0-0	0-0	0-0	0-0	0-0	0-0	0-0	0-0	0-0	x	0-0	0-0	0-0
VA	1-0	8-11	2-5	8-8	5-7	1-0	2-2	8-9	9-16	0-1	0-0	x	0-1	7-7
VT	0-0	1-0	0-0	1-0	2-0	0-0	0-0	0-2	0-1	0-0	0-0	1-0	x	0-0
WF	0-0	5-13	7-2	3-9	4-10	0-1	1-3	7-12	7-7	0-0	0-0	7-7	0-0	x



ACC Championship

ACC Baseball Championship By the Numbers

11,392 - Record number of fans to watch a college baseball game in the state of North Carolina - UNC's 2-1, 18-inning win over NC State on the fourth day of the 2013 ACC Championship at Durham, N.C. (The previous record of 10,229 was set in 2012 at Greensboro, N.C, when that number watched North Carolina's 2-1, 12-inning win over NC State).

9,759 - Total number of fans that saw Florida State defeat NC State in the 2015 ACC Championship Game, the most for the final in tournament history.

596 - Number of ACC Baseball Championship games played since the tournament's inception in 1973.

21 - Number of players who have hit a grand slam during the ACC Tournament.

17 - Number of times teams playing in the ACC title game later advanced to the College World Series.

9 - Lowest seed to advance to the Championship Game.
(#9 Georgia Tech d. #6 Maryland, 2014)

8:19 - The total time from first pitch to last out of the 2016 ACC Championship game between Clemson and Florida State. The game featured 31 combined runs and three separate rain delays.

8 - Number of times the title game has been decided by one run.

5 - Number of states that have hosted the ACC Baseball Championship over its 39-year history.

2 - Number of times the ACC title game has gone into extra innings.

ACC Championship Year-By-Year

Year	BC	CU	DU	FS	GT	UL	UM	NC	ST	ND	UP	VA	VT	WF	MD
1973	x	2-2	0-1	x	x	x	x	0-1	5-1	x	x	2-2	x	1-2	0-1
1974	x	3-2	0-1	x	x	x	x	1-2	4-1	x	x	2-2	x	0-1	0-1
1975	x	2-2	0-1	x	x	x	x	2-2	4-0	x	x	0-1	x	1-2	0-1
1976	x	3-0	0-1	x	x	x	x	0-1	0-1	x	x	2-2	x	1-2	3-2
1977	x	2-2	0-1	x	x	x	x	0-1	2-2	x	x	0-1	x	4-0	1-2
1978	x	3-0	2-2	x	x	x	x	0-1	1-2	x	x	0-1	x	3-2	0-1
1980	x	4-0	0-1	x	0-1	x	x	3-2	2-2	x	x	0-1	x	0-1	1-2
1981	x	5-1	3-2	x	1-2	x	x	3-2	2-2	x	x	0-2	x	1-2	0-2
1982	x	2-2	0-2	x	1-2	x	x	5-1	1-2	x	x	3-2	x	3-2	0-2
1983	x	4-2	2-2	x	0-2	x	x	5-1	1-2	x	x	2-2	x	0-2	1-2
1984	x	2-2	1-2	x	3-2	x	x	5-0	2-2	x	x	0-2	x	0-2	1-2
1985	x	3-2	0-2	x	5-0	x	x	1-2	0-2	x	x	2-2	x	1-2	2-2
1986	x	2-2	DNP	x	5-0	x	x	2-2	2-2	x	x	0-2	x	0-2	1-2
1987	x	3-2	1-2	x	4-1	x	x	2-2	4-2	x	x	0-2	x	1-2	0-2
1988	x	3-2	0-2	x	4-1	x	x	4-2	1-2	x	x	2-2	x	0-2	1-2
1989	x	5-0	0-2	x	1-2	x	x	3-2	2-2	x	x	1-2	x	2-2	0-2
1990	x	2-2	0-2	x	1-2	x	x	5-0	3-2	x	x	2-2	x	1-2	0-2
1991	x	5-0	0-2	x	3-2	x	x	1-2	2-2	x	x	2-2	x	1-2	0-2
1992	x	4-2	1-2	3-2	2-2	x	x	2-2	4-1	x	x	0-2	x	1-2	0-2
1993	x	5-1	1-2	3-2	1-2	x	x	2-2	4-2	x	x	1-2	x	0-2	0-2
1994	x	4-1	0-2	4-2	2-2	x	x	1-2	3-2	x	x	0-1	x	1-2	1-2
1995	x	4-2	0-1	5-1	1-2	x	x	2-2	2-2	x	x	0-2	x	1-2	1-2
1996	x	2-2	1-2	4-2	2-2	x	x	0-2	1-2	x	x	5-1	x	1-2	0-1
1997	x	3-2	2-2	5-0	1-2	x	x	2-2	2-2	x	x	0-2	x	0-2	0-1
1998	x	0-2	1-2	4-2	1-2	x	x	2-2	2-2	x	x	1-2	x	5-1	0-1
1999	x	3-2	0-1	2-2	1-2	x	x	0-2	2-2	x	x	0-2	x	5-0	2-2
2000	x	3-2	1-2	2-2	5-0	x	x	1-2	0-2	x	x	2-2	x	1-2	0-1
2001	x	1-2	0-2	3-2	2-2	x	x	0-2	5-2	x	x	1-2	x	4-1	0-1
2002	x	3-2	1-2	5-0	2-2	x	x	1-2	1-2	x	x	0-2	x	2-2	0-1
2003	x	0-2	2-2	3-2	5-1	x	x	2-2	3-2	x	x	1-2	x	0-2	0-1
2004	x	2-2	1-2	5-1	3-2	x	x	3-2	1-2	x	x	0-2	x	0-1	1-2
2005	x	2-2	0-1	2-2	4-0	x	0-2	0-2	1-2	x	x	3-1	0-1	3-2	1-1
2006	x	4-1	x	3-2	3-2	x	1-2	0-2	3-2	x	x	1-2	x	0-2	x
2007	x	2-1	x	1-2	1-2	x	1-2	3-1	1-2	x	x	2-1	x	2-2	x
2008	x	1-2	x	2-1	1-2	x	4-0	1-2	1-2	x	x	2-2	x	1-2	X
2009	2-1	1-2	1-2	2-2	1-2	x	1-2	1-2	x	x	x	4-0	x	x	x
2010	1-2	1-2	x	3-1	1-2	x	1-2	x	2-2	x	x	2-1	2-1	x	x
2011	x	2-1	x	2-2	1-2	x	2-1	1-2	1-2	x	x	4-0	x	0-3	x
2012	x	1-2	x	0-3	4-0	x	2-2	2-1	1-2	x	x	2-1	x	1-2	X
2013	x	0-3	x	0-3	1-2	x	1-2	4-0	2-1	x	x	2-1	3-1	x	x
2014	x	2-1	1-2	2-1	4-1	x	1-2	2-2	0-1	x	x	1-2	x	0-1	2-2
2015	x	1-2	x	4-0	0-1	1-2	2-1	2-2	3-1	1-2	x	1-3	0-1	x	x
2016	0-1	4-0	0-1	3-1	1-3	1-2	2-1	x	1-2	x	x	1-2	x	2-2	x

ACC Tournament W-L Records by Site

(Parentheses denotes ACC Titles)

	BC	CU	DU	FS	GT	UL	UM	NC	ST	ND	UP	VA	VT	WF
Atlanta, Ga.	x	3-2	0-2	x	5-0 (1)	x	x	1-2	0-2	x	x	2-2	x	1-2
Chapel Hill, N.C.	x	14-9 (1)	5-8	x	2-6	x	x	15-7 (2)	13-7 (2)	x	x	7-9	x	6-10
Clemson, S.C.	x	8-2 (2)	2-4	x	x	x	x	0-3	3-5	x	x	2-4	x	8-2 (1)
Durham, N.C.	2-2	17-18 (1)	4-10	21-14 (1)	16-18 (1)	2-4	8-7	17-14 (2)	16-16	1-2	x	18-15 (3)	3-2	13-12 (2)
Fort Mill, S.C.	x	4-4	1-4	5-4	7-2 (1)	x	x	1-4	5-4	x	x	3-4	x	5-3 (1)
Greensboro, N.C.	1-2	4-5	1-2	5-5 (1)	9-3 (2)	x	4-6	4-3	3-5	x	x	5-4	2-1	1-3
Greenville, S.C.	x	36-12 (4)	3-17	15-7 (1)	19-16 (2)	x	x	22-16 (1)	23-17 (1)	x	x	8-17	x	8-18
Jacksonville, Fla.	x	9-6 (1)	0-1	8-7	9-6 (1)	x	6-6 (1)	4-7 (1)	6-8	x	x	8-6	0-1	6-8
Raleigh, N.C.	x	7-2 (1)	0-2	x	0-1	x	x	4-4	6-3 (1)	x	x	2-3	x	0-2
Salem, Va.	x	2-4	3-4	8-3 (1)	8-3 (1)	x	x	5-4	4-4	x	x	1-4	x	0-3
St. Petersburg, Fla.	x	6-4	3-4	10-0 (2)	3-4	x	x	3-4	3-4	x	x	0-4	x	2-4



ACC All-Tournament Teams

1987	1992	1997	2002
C - Bert Heffernan Clemson	C - Jason Varitek Georgia Tech	C - Jeremy Salazar Florida State	C - Tony Richie Florida State
1B - Turtle Zaun NC State	1B - Vinny Hughes NC State	1B - Chris Combs NC State	1B - Michael Johnson Clemson
2B - Chuck Baldwin Clemson	2B - Joe Taylor Clemson	2B - Scott Zech Florida State	2B - Nick Blue Wake Forest
3B - Carl Sittler Georgia Tech	SS - Sean Drinkwater NC State	3B - Jeff Becker Duke	SS - Stephen Drew Florida State •
SS - Alex Wallace NC State	3B - Paul Borawski NC State	SS - Brian Roberts North Carolina	3B - Ryan Barthelemy Florida State
OF - Mike Fowler Georgia Tech	OF - Ron Esquieres Duke	DH - Kris Wilson Georgia Tech	OF - Adam Bourassa Wake Forest
OF - Devy Bell North Carolina	OF - Jay Payton Georgia Tech	OF - Gary Burnham Clemson	OF - Ryan Johnson Wake Forest
OF - Brian Bark NC State	OF - Kevin Northrup Clemson	OF - J.D. Drew Florida State	OF - Wes Rynders Georgia Tech
DH - Bill Steele Clemson	DH - Chris Roberts Florida State	OF - Jeremy Morris Florida State •	DH - Khalil Greene Clemson
SP - Todd Shiver Georgia Tech •	SP - Matt Donahue NC State •	P - Chris Chavez Florida State	P - Matt Lynch Florida State
RP - Mark Wendel NC State	RP - Aaron Jersild Clemson	P - Randy Choate Florida State	P - Steve Reba Clemson
1988	1993	1998	2003
C - Jessie Levis North Carolina	C - Jason Varitek Georgia Tech	C - Jeremy Salazar Florida State	C - Tony Richie Florida State
1B - Billy Parham Georgia Tech	1B - Doug Mientkiewicz Florida State	1B - Jon Palmieri Wake Forest	1B - Clifton Remole Georgia Tech
2B - Ty Griffin Georgia Tech •	2B - Jeff Morris Clemson •	2B - Brian Ward NC State	2B - Eric Patterson Georgia Tech
3B - Darin Campbell North Carolina	3B - Mickey Lopez Florida State	3B - Corey Slavik Wake Forest	3B - Micah Owings Georgia Tech
SS - Ron Maurer North Carolina	SS - Mike Olexa Duke	SS - Brian Roberts North Carolina	SS - Chad Orvella NC State
OF - Tom Nevin North Carolina	OF - Kevin Ross NC State	OF - Matt Diaz Florida State	OF - Sean Farrell North Carolina
OF - Pat McGuire Georgia Tech	OF - Billy McMillon Clemson	OF - Scott Daeley Wake Forest	OF - Jeremy Slayden Georgia Tech
OF - Chris DeFranco North Carolina	OF - Keith Williams Clemson	OF - Brian Cox Florida State	OF - Blake Balkcom Florida State
DH - Brian Kowitz Clemson	DH - Cookie Massey North Carolina	DH - Brad Piercy NC State	U/DH - Joe Koshansky Virginia
SP - Scott Erwin Georgia Tech	SP - Terry Harvey NC State	P - John Hendricks Wake Forest •	P - Nate Cretarolo NC State
RP - Jim Poole Georgia Tech	RP - Andy Taulbee Clemson	P - Danny Borrell Wake Forest	P - Brian Burks Georgia Tech •
1989	1994	1999	2004
C - Jesse Levis North Carolina	C - Manny DaSilva North Carolina	C - Andrew Riepe Wake Forest •	C - Chris Iannetta North Carolina
1B - Mike Milchin Clemson	1B - Andy Barkett NC State	1B - Matt Postell NC State	1B - Sammy Hewitt North Carolina
2B - Henry Threadgill Clemson	2B - Tom Sergio NC State	2B - Brian Ward NC State	2B - Travis Storer Clemson
3B - Neil Avent Wake Forest	3B - Mike Hampton Clemson	3B - Khalil Greene Clemson	3B - Brad McCann Clemson
SS - Rusty Charpia Clemson	SS - Nomar Garciaparra Georgia Tech	SS - Chase Voshell Wake Forest	SS - Stephen Drew Florida State
OF - Brian Kowitz Clemson	OF - Randy Hodges Florida State	OF - Patrick Boyd Clemson	OF - Clifton Remole Georgia Tech
OF - Todd Nichols North Carolina	OF - Shane Monahan Clemson •	OF - Scott Daeley Wake Forest	OF - Shane Robinson Florida State •
OF - Chris Kughn Virginia	OF - Scott Zech Florida State	OF - Matt Price Wake Forest	OF - Marshall Hubbard North Carolina
DH - Brad Woodall North Carolina	DH - Pat Clougherty NC State	OF - John-Ford Griffin Florida State	U/DH - Eddy Martinez-Esteve Florida St.
SP - Brian Barnes Clemson •	SP - Paul Wilson Florida State	DH - Danny Borrell Wake Forest	P - Garry Bakker North Carolina
RP - Frank Humber Wake Forest	RP - Ken Vining Clemson	P - Mike MacDougal Wake Forest	P - Mark Sauls Florida State
1990	1995	2000	2005
C - Kevin O'Sullivan Virginia	C - Josh Rowell North Carolina	C - Bryan Prince Georgia Tech	C - Scott Headd Virginia
1B - Steve Estroff North Carolina •	1B - Doug Mientkiewicz Florida State	1B - Jon Benick Virginia	1B - Whit Robbins Georgia Tech
2B - Vinnie Hughes NC State	2B - Mickey Lopez Florida State	2B - Marshall McDougall Florida State	2B - Kyle Werman Virginia
3B - Andy Bruce Georgia Tech	3B - Paul Galloway Clemson	3B - Khalil Greene Clemson	3B - Ryan Zimmerman Virginia
SS - Tim Rigsby Clemson	SS - Mark Melto Wake Forest	SS - Tim LaVigne Virginia	SS - Tyler Greene Georgia Tech •
OF - Brian Kowitz Clemson	OF - Tony Ellison NC State	OF - Patrick Boyd Clemson	OF - Jack Rye Florida State
OF - Steve Shingledecker NC State	OF - Gary Burnham Clemson	OF - Jason Basil Georgia Tech •	OF - Jeff Kindel Georgia Tech
OF - Jeff Pierce NC State	OF - Jeremy Morris Florida State	OF - Brad Stockton Georgia Tech	OF - Tom Hagan Virginia
DH - Anthony Maisano Georgia Tech	DH - Adam Fautot Florida State	DH - Jeff Baker Clemson	U/DH - Sean Doolittle Virginia
SP - Frank Maney North Carolina	P - Jonathan Johnson Florida State •	DH - Jeff Baker Clemson	P - Josh Cribb Clemson
RP - Brian Bark NC State	P - Ken Vining Clemson	P - Cory Vance Georgia Tech	P - Matt Avery Virginia
1991	1996	2001	2006
C - Kevin O'Sullivan Virginia	C - Tucker Barr Georgia Tech	C - Tony Richie Florida State	C - Danny Diaz Florida State
1B - Pat Clougherty NC State	1B - Jason Emblar Clemson	1B - Jamie D'Antona Wake Forest	C - Caley Mangum NC State
2B - Jim Crowley Clemson	2B - Doug Livingston Clemson	2B - Jeremy Dutton NC State	1B - Luke Murton Georgia Tech
3B - Andy Bruce Georgia Tech	SS - Adam Robinson Virginia	SS - Sean Walsh NC State	2B - Taylor Harbin Clemson
SS - Jason Cook Virginia	3B - Brian Sherlock Virginia	3B - Corey Slavik Wake Forest	3B - Marquez Smth Clemson
OF - Michael Spiers Clemson •	OF - J.D. Drew Florida State	OF - Adam Miller NC State	SS - Buster Posey Florida State
OF - Jeff Pierce NC State	OF - John Galloway Virginia	OF - Joe Gaetii NC State	OF - Mat Camp NC State
OF - Anthony Byrd Georgia Tech	OF - Symmion Willis Virginia	OF - John-Ford Griffin Florida State	OF - Brad Chalk Clemson
DH - Eric Macrina Clemson	DH - E.J. Anderson Virginia	DH - Jason Basil Georgia Tech	OF - Tyler Colvin Clemson •
SP - Jason Angel Clemson	P - Seth Greisinger Virginia •	OF - John-Ford Griffin Florida State	OF - D.J. Mitchell Clemson
RP - Scott Miller Clemson	P - Scooby Morgan Florida State	DH - Jason Basil Georgia Tech	U/DH - Travis Anderson Florida State
		P - Cory Sullivan Wake Forest	P - Sean Clark Clemson
		P - Josh Miller NC State	
		P - Dave Bush Wake Forest •	



ACC All-Tournament Teams

2007

C - Richard O'Brien Miami
 1B - Dustin Ackley North Carolina
 2B - Tony Thomas, Jr. Florida State
 3B - Ramon Corona NC State
 SS - Dustin Hood Wake Forest
 OF - Tim Fedroff North Carolina
 OF - Marcus Jones NC State
 OF - Reid Fronk North Carolina
 U/DH - Josh Horton North Carolina •
 P - David Kopp Clemson
 P - Alex White North Carolina

2008

C - Buster Posey Florida State
 1B - Yonder Alonso Miami
 2B - Jemile Weeks Miami
 3B - Drew Martin NC State
 SS - Tommy Foschi NC State
 OF - Dave DiNatale Miami •
 OF - Blake Tekotte Miami
 OF - David Coleman Virginia
 U/DH - Allan Dykstra Wake Forest
 P - Chris Hernandez Miami
 P - Matt Harvey North Carolina

2009

C - Franco Valdes Virginia
 1B - Dustin Ackley North Carolina
 2B - Jason Stidham Florida State
 3B - Mickey Wiswall Boston College
 SS - Jake Lemmerman Duke
 OF - Dan Grovatt Virginia •
 OF - Wilson Boyd Clemson
 OF - Mike McGee Florida State
 U/DH - Danny Hultzen Virginia
 P - Pat Dean Boston College
 P - Casey Harman Clemson

2010

C - Steve Domecus Virginia Tech
 1B - Harold Riggins NC State •
 2B - Dallas Poulk NC State
 3B - Harold Martinez Miami
 SS - Stephen Cardullo Florida State
 OF - Tyler Holt Florida State
 OF - Kyle Wilson NC State
 OF - Austin Wates Virginia Tech
 P - Jake Buchanan NC State
 P - Justin Wright Virginia Tech
 U/DH - Michael Broad Miami

2011

C - Rafael Lopez Florida State
 1B - Jesse Wierzbicki North Carolina
 2B - Zeke DeVoss Miami
 3B - Steven Proscia Virginia •
 SS - Chris Taylor Virginia
 OF - Chris Epps Clemson
 OF - Kenny Swab Virginia
 OF - James Ramsey Florida State
 DH/U - Mike McGee Florida State
 P - Patrick Johnson North Carolina
 P - Cory Mazzoni NC State

2012

C - Zane Evans Georgia Tech
 1B - Jon McGibbon Clemson
 2B - Thomas Smith Georgia Tech
 3B - Trea Turner NC State
 SS - Justin Gonzalez Florida State
 OF - Chantz Mack Miami
 OF - Colin Harrington Virginia
 OF - Brandon Thomas Georgia Tech
 UT - Jake Davies Georgia Tech •
 P - Carlos Rodon NC State
 P - Eric Whaley Miami

2013

C - Garrett Boulware Clemson
 1B - Cody Stubbs North Carolina •
 2B - Reed Gagnani Virginia
 3B - Sam Dove Georgia Tech
 SS - Chad Pinder Virginia Tech
 OF - DJ Stewart Florida State
 OF - Chaz Frank North Carolina
 OF - Bryan Adametz NC State
 UT - Mark Zagunis Virginia Tech
 P - Carlos Rodon NC State
 P - Kent Emanuel North Carolina

2014

C - Kevin Martir Maryland
 1B - LaMonte Wade Maryland
 2B - Mott Hyde Georgia Tech
 3B - Landon Lassiter North Carolina
 SS - Blake Schmit Maryland
 OF - Ryan Deitrich Duke
 OF - Daniel Spingola Georgia Tech
 OF - Dale Carey Miami
 Util/DH - Nick Howard Virginia
 P - Drew Van Orden Duke
 P - Dusty Isaacs Georgia Tech •

2015

C - Andrew Knizner NC State
 1B - Christopher Barr Miami
 2B - Ryne Willard NC State
 3B - Kyle Fiala Notre Dame
 SS - Logan Ratledge NC State
 OF - Ben DeLuzio Florida State
 OF - Bubby Riley NC State
 OF - Nick Solak Louisville
 Util/DH - Chris Marconcini Florida State
 P - Boomer Biegalski Florida State •
 P - Brian Brown NC State

2016

C - Matt Thaiss Virginia
 1B - Dylan Busby Florida State
 2B - Johnny Ruiz Miami
 3B - Edgar Michelangeli Miami
 SS - Daniel Pinero Virginia
 OF - Jackson Lueck Florida State
 OF - Reed Rohlman Clemson
 OF - Matt Gonzalez Georgia Tech
 Util/DH - Mike Triller Clemson
 P - Pat Krall Clemson
 P - Clate Schmidt Clemson

• denotes Tournament MVP

ACC All-Tournament Team

School	Selections
Clemson	60
Florida State	56
NC State	52
Georgia Tech	43
North Carolina	34
Virginia	31
Wake Forest	25
Miami	15
Duke	6
Virginia Tech	5
Boston College	2
Louisville	1
Notre Dame	1



ACC Championship Results

1973 - Chapel Hill, N.C.

Thursday, April 19

Team	R	H	E	Pitcher of Dec.
#6 Maryland	1	3	3	LP-Madden (0-4)
#3 Virginia	7	13	1	WP-Brindle (3-0)

#5 North Carolina	6	6	3	LP-Chamberlain (1-5)
#4 Wake Forest	10	14	3	WP-Bolton (3-4)
#7 Duke	1	2	4	IP-Jackson (3-4)
#2 NC State	9	13	2	WP-Hayes (2-2)

Friday, April 20

#3 Virginia	2	4	0	WP-LaCross (3-2)
#2 NC State	1	5	1	LP-Dempsey (4-1) (10 innings)

#4 Wake Forest	3	7	5	LP-Corey (0-4)
#1 Clemson	10	16	2	WP-Graham (5-2)

Saturday, April 21

#4 Wake Forest	3	8	0	LP-Cross (1-2)
#2 NC State	5	9	0	WP-Stoddard (3-0)

#1 Clemson	3	8	3	WP-Cline (6-1)
#3 Virginia	1	5	1	LP-Gardner (2-2)

#3 Virginia	3	7	2	LP-Brindle (3-1)
#2 NC State	9	8	1	WP-Phillips (5-1)

Sunday, April 22

#2 NC State	8	10	0	WP-Anderson (3-1)
#1 Clemson	4	5	3	LP-Bigwood (3-1)

Championship Game

#2 NC State	3	7	0	WP-Stoddard (4-0)
#1 Clemson	2	6	2	LP-Adams (1-2)

1974 - Raleigh, N.C.

Thursday, April 25

Team	R	H	E	Pitcher of Dec.
#6 Duke	6	17	0	LP-Dewhirst (0-3)
#3 NC State	7	11	2	WP-Phillips (3-2) (14 innings)
#7 Wake Forest	4	8	4	LP-Dillinger (2-3)
#2 North Carolina	5	8	2	WP-Paschall (5-0)

Friday, April 26

#5 Virginia	3	6	2	WP-Thomas (5-2)
#1 Clemson	2	3	2	LP-Cline (9-3)

#2 North Carolina	2	3	1	LP-Merritt (5-2)
#3 NC State	4	8	4	WP-Hardy (1-0)

#6 Duke	1	2	0	WP-Henkel (4-5)
#3 Wake Forest	10	8	6	WP-Darracott (2-0)

#3 NC State	3	8	1	WP-Stoddard (4-0)
#5 Virginia	1	5	0	LP-Gardner (4-3)

#1 Clemson	9	14	3	WP-Quintrell (3-0)
#5 Virginia	6	13	2	LP-Lacross (2-3)

#2 Maryland	7	11	4	LP-Jackman (2-4)
#3 Wake Forest	10	8	6	WP-Darracott (2-0)

#3 Wake Forest	5	13	1	WP-Henley (1-1)
#1 Clemson	4	10	0	LP-Woessner (4-2)

#5 NC State	6	14	2	WP-Willette (4-2)
#2 Maryland	2	8	1	LP-Brashers (5-2)

#5 Virginia	2	6	2	LP-Gardner (6-3)
#4 North Carolina	5	9	1	WP-Paschall (5-3)

#6 Wake Forest	1	2	0	WP-Henkel (4-5)
#3 Maryland	0	3	2	LP-Ferris (7-1)

#7 Duke	0	3	6	LP-Lauderback (2-6)
#2 NC State	12	14	0	WP-Dempsey (5-1)

#2 NC State	13	15	3	WP-Hayes (5-1)
#6 Wake Forest	5	8	3	LP-Waite (0-4)

#4 North Carolina	7	10	1	WP-Merritt (4-5)
#1 Clemson	2	8	4	LP-Quintrell (6-2)

#4 North Carolina	7	10	1	WP-Merritt (4-5)
#1 Clemson	2	8	4	LP-Quintrell (6-2)

Saturday, April 26

#1 Clemson	15	13	0	WP-Wyatt (2-0)
#6 Wake Forest	1	6	4	LP-Dillinger (2-6)

#4 North Carolina	2	5	3	LP-Johnson (1-1)
#2 NC State	7	6	0	WP-Stoddard (3-0)

#4 North Carolina	6	8	3	LP-Paschall (5-4)
#1 Clemson	7	12	5	WP-Qualters (3-0)

Sunday, April 27 - Championship Game

#2 NC State	3	11	0	WP-Spanton (4-1)
#1 Clemson	2	5	0	LP-Porter (8-3)

1976 - Clemson, S.C.

Thursday, April 22

Team	R	H	E	Pitcher of Dec.
#5 Wake Forest	7	11	5	WP-Invig (2-2)
#4 NC State	3	11	5	LP-Spanton (3-3)

#6 Virginia	8	17	1	WP-Thomas (4-4)
#3 North Carolina	6	10	1	LP-Paschall (4-6)

#7 Duke	9	13	3	LP-Dewhirst (1-2)
#2 Maryland	10	13	4	WP-Ferris (6-2) (10 innings)

#6 Virginia	8	17	1	WP-Thomas (4-4)
#3 North Carolina	6	10	1	LP-Paschall (4-6)

#7 Duke	9	13	3	LP-Dewhirst (1-2)
#2 Maryland	10	13	4	WP-Ferris (6-2) (10 innings)

Friday, April 23

#5 Wake Forest	0	6	0	LP-Kornhaus (3-1)
#1 Clemson	2	6	2	WP-Musselman (7-3)

#6 Virginia	4	4	4	LP-Harvey (2-1)
#2 Maryland	8	9	1	WP-Raska (7-1)

#6 Virginia	8	17	0	WP-Anderson (3-2)
#6 Wake Forest	2	9	2	LP-Henkel (8-4)

#2 Maryland	14	14	4	WP-Armstrong (2-0)
#6 Virginia	8	9	4	LP-Thomas (4-5)

#6 Duke	1	6	0	LP-Gardner (2-4)
#3 Wake Forest	2	5	0	WP-Henkel (3-3)

#5 NC State	6	7	2	WP-Huffman (3-2)
#4 North Carolina	5	8	1	LP-Horne (0-1)

Sunday, April 25 - Championship Game

#2 Maryland	2	7	1	LP-Thomas (0-1)
#1 Clemson	3	7	0	WP-Matthews (4-1)

1977 - Clemson, S.C.

Thursday, April 21

Team	R	H	E	Pitcher of Dec.
#7 Virginia	1	7	3	LP-Moore (2-4)
#2 Maryland	4	4	0	WP-Hartsell (6-2)

#6 Duke	1	6	0	LP-Gardner (2-4)
#3 Wake Forest	2	5	0	WP-Henkel (3-3)

#5 NC State	6	7	2	WP-Huffman (3-2)
#4 North Carolina	5	8	1	LP-Horne (0-1)

#6 Duke	1	6	0	LP-Gardner (2-4)
#3 Wake Forest	2	5	0	WP-Henkel (3-3)

#5 NC State	6	7	2	WP-Huffman (3-2)
#4 North Carolina	5	8	1	LP-Horne (0-1)

Friday, April 22

#5 NC State	3	8	2	LP-Spanton (3-1)
#1 Clemson	10	15	2	WP-Musselman (11-0)

#2 Maryland	7	11	4	LP-Jackman (2-4)
#3 Wake Forest	10	8	6	WP-Darracott (2-0)

#3 Wake Forest	5	13	1	WP-Henley (1-1)
#1 Clemson	4	10	0	LP-Woessner (4-2)

#5 NC State	6	14	2	WP-Willette (4-2)
#2 Maryland	2	8	1	LP-Brashers (5-2)

Sunday, April 24

#5 NC State	6	20	2	LP-Huffman (4-4)
#1 Clemson	14	17	0	WP-Matthews (3-1)

Championship Game

#1 Clemson	9	11	3	LP-Quintrell (5-3)
#3 Wake Forest	22	21	1	WP-Darracott (3-0)

1978 - Clemson, S.C.

Thursday, April 20

Team	R	H	E	Pitcher of Dec.
#6 Virginia	2	7	1	LP-Moore (3-4)
#3 Wake Forest	16	18	2	WP-Newton (5-3)

#1 Clemson	0	3	2	LP-Key (4-5)
#5 Duke	1	5	0	WP-Fay (7-1)

#4 Maryland	2	7	0	LP-Brashers (5-1)
#5 NC State	7	10	1	WP-Spanton (6-2)

#7 Duke	3	6	3	3WP-Donagan (1-3)
#2 North Carolina	2	4	4	LP-Smith (5-5)

Saturday, April 22

#1 Clemson	12	15	1	WP-Brown (9-2)
#5 NC State	1	9	3	LP-Willette (3-4)

#3 Wake Forest	3	6	6	LP-Austin (3-3)
#7 Duke	4	4	0	WP-Mikush (5-2)

Sunday, April 23

#3 Wake Forest	6	13	3	WP-Newton (5-3)
#5 NC State	3	7	4	LP-Bryant (3-2)

#1 Clemson	13	15	1	WP-Sullivan (6-1)
#7 Duke	0	4	3	LP-Brooks (2-5)

Monday, April 24

#7 Duke	3	5	0	LP-Donagan (1-4)
#3 Wake Forest	4	6	3	WP-Smith (7-3)

Championship Game

#3 Wake Forest	2	10	3	LP-Doherty (3-4)
#1 Clemson	7	8	0	WP-Snyder (6-1)

1979 - No Tournament

1980 - Raleigh, N.C.

Tuesday, April 22

Team	R	H	E	Pitcher of Dec.
#8 Duke	6	9	4	LP-Mikush (3-2)
#1 North Carolina	13	15	1	WP-Ochal (9-2)

#7 Georgia Tech	2	9	1	LP-Thorsten (2-5)
#2 Maryland	9	13	1	WP-Sinopoli (6-1)

#4 NC State	3	11	1	WP-Plesac (7-2)
#5 Virginia	1	6	0	LP-Horton (5-3)

#6 Wake Forest	0	5	3	LP-Newton (5-4)
#3 Clemson	4	10	1	WP-Kenyon (7-1)

Thursday, April 24

#3 Clemson	9	13	2	WP-Duke (4-1)
#2 Maryland	4	11	3	LP-Smith (3-5)

#4 NC State	3	7	0	WP-Conroyd (4-1)
#1 North Carolina	1	3	2	LP-Kirk (7-2)

Friday, April 25

#2 Maryland	2	5	1	LP-Ciardri (1-2)
#1 North Carolina	7	8	2	WP-Hammond (5-1)

#4 NC State	4	9	1	LP-Baker (1-2)
#3 Clemson	5	11	3	WP-Key (6-3)

#1 North Carolina	8	14	1	WP-Parks (8-1)
#4 NC State	4	11	3	LP-Plesac (7-3)

Saturday, April 26 - Championship Game

#3 Clemson	12	15	1	WP-Brown (7-3)
#1 North Carolina	3	3	2	LP-Ochal (9-3)

1981 - Chapel Hill, N.C.

Wednesday, April 22

Team	R	H	E	Pitcher of Dec.
#7 Wake Forest	0	3	1	LP-Newton (5-5)
#2 NC State	2	7	2	WP-J. Plesac

#6 North Carolina	9	15	2	WP-Ochal (10-1)
#3 Maryland	2	7	1	LP-Castro (5-3)

ACC Championship Results

#6 Virginia 5 11 2 LP-Biggs (2-1)
#3 Clemson 12 20 4 WP-Rice (6-2)

#7 Georgia Tech 7 13 3 LP-Rogers (7-3)
#2 NC State 10 14 2 WP-D. Plesac (4-2)

Thursday, April 21

#4 Wake Forest 13 15 3 LP-Kavounis (2-1)
#8 Duke 14 13 2 WP-Lamb (4-3)

#6 Virginia 8 17 1 WP-Kampschror (3-5)
#7 Georgia Tech 1 8 7 LP-Distasio (3-3)

#1 North Carolina 13 13 2 WP-Douglas (2-0)
#5 Maryland 11 11 2 LP-Hogg (0-2)

#2 NC State 1 3 1 LP-Pesavento (5-3)
#3 Clemson 8 9 0 WP-Gilbert (3-0)

Friday, April 22

#5 Maryland 2 3 2 LP-Romanovsky (4-3)
#6 Virginia 5 7 0 WP-Biggs (3-1)

#8 Duke 7 8 2 WP-Long (2-0)
#2 NC State 2 9 3 LP-Toth (2-2)

#3 Clemson 5 7 2 LP-Hoover (0-2)
#1 North Carolina 6 7 2 WP-Kirk (2-0)

Sunday, April 24

#3 Clemson 14 15 1 WP-Mallon (1-0)
#8 Duke 7 11 4 LP-Fay (2-7)

#1 North Carolina 5 10 2 WP-Douglas (3-0)
#6 Virginia 4 8 1 LP-Koontz (2-4)
(11 innings)

#1 North Carolina 2 6 0 LP-Powell (6-3)
#3 Clemson 5 8 2 WP-Hoover (1-2)

Monday, April 25 - Championship Game

#3 Clemson 1 8 3 LP-Pawloski (5-6)
#1 North Carolina 10 13 1 WP-Bankhead (8-0)

1984 - Durham, N.C.

Wednesday, April 18

Team	R	H	E	Pitcher of Dec.
#6 Virginia	0	4	1	LP-Burcham (5-3)
#3 NC State	10	10	1	WP-Pesavento (7-0)

#8 Wake Forest 2 9 4 LP-Hanson (2-3)
#1 North Carolina 13 14 1 WP-Turner (5-2)

#7 Duke 8 10 2 WP-Bromby (5-3)
#2 Clemson 5 14 1 LP-Rice (6-2)

#5 Georgia Tech 0 3 3 LP-Rogers (2-2)
#4 Maryland 4 10 3 WP-Romanovsky (4-2)

Thursday, April 19

#8 Wake Forest 3 10 1 LP-Leitner (2-4)
#5 Georgia Tech 4 12 2 WP-Fleming (2-1)
(12 innings)

#2 Clemson 7 10 0 WP-Mallon (5-3)
#6 Virginia 6 11 3 LP-Biggs (3-1)

#4 Maryland 0 3 1 LP-Echols (2-2)
#1 North Carolina 4 8 0 WP-Bankhead (2-0)

Friday, April 20

#3 NC State 10 11 1 WP-Loving (7-1)
#7 Duke 5 9 2 LP-Soyer (3-6)

#4 Maryland 1 7 3 LP-Sadler (2-5)
#2 Clemson 12 10 0 WP-Stone (6-2)

#5 Georgia Tech 8 17 1 WP-Sanford (2-0)
#7 Duke 4 6 1 LP-Sikorksi (3-1)
(10 innings)

#1 North Carolina 13 15 2 WP-Williams (9-1)
#3 NC State 12 9 4 LP-Brinson (6-1)

Saturday, April 21

#2 Clemson 6 11 1 LP-Whitaker (4-1)
#1 North Carolina 7 8 4 WP-McGuire (5-0)

#3 NC State 3 9 0 LP-Pesavento (7-1)
#5 Georgia Tech 5 6 1 WP-Rogers (3-2)

Championship Game

#1 North Carolina 9 12 0 WP-Torborg (2-0)
#5 Georgia Tech 4 11 7 LP-Brown (5-2)

1985 - Atlanta, Ga.

Wednesday, May 17

Team	R	H	E	Pitcher of Dec.
#6 Duke	2	5	5	LP-Bromby (8-4)
#3 North Carolina	15	19	0	WP-Karpur (6-2)

#8 Wake Forest 9 14 1 WP-Hanson (2-5)
#1 Virginia 4 5 0 LP-Biggs (5-2)

#7 Maryland 12 11 0 LP-Weisskopf (2-3)
#2 Clemson 17 20 2 LP-Fisher (1-2)

#5 Georgia Tech 23 27 1 WP-Brown (7-3)
#4 NC State 11 22 4 LP-Grossman (8-2)

Thursday, May 18

#1 Virginia 7 11 0 WP-Burcham (8-1)
#4 NC State 0 5 2 LP-Brinson (4-4)

#7 Maryland 12 11 1 WP-Karczeski (3-1)
#6 Duke 1 10 1 LP-Ssoyer (4-4)

#5 Georgia Tech 15 14 1 WP-Fleming (6-3)
#8 Wake Forest 11 17 2 LP-Mnick (4-5)

#2 Clemson 3 9 1 WP-Stone (8-3)
#3 North Carolina 2 6 0 LP-Douglas (2-1)

Friday, May 19

#8 Wake Forest 1 9 4 LP-Gourlay (3-4)
#7 Maryland 10 12 1 WP-Russell (3-5)

#3 North Carolina 3 5 0 LP-Powell (3-5)
#1 Virginia 10 13 0 WP-Malloy (5-2)

#2 Clemson 9 12 6 LP-Fisher (1-3)
#5 Georgia Tech 12 11 2 WP-Shirills (4-0)

Saturday, May 20

#5 Georgia Tech 8 11 0 WP-Horn (6-1)
#7 Maryland 2 8 2 LP-Weisskopf (2-4)

#1 Virginia 8 12 1 LP-Rudd (1-2)
#2 Clemson 10 20 0 WP-Santivasci (3-2)

Championship Game

#2 Clemson 5 11 0 LP-Whitaker (4-5)
#5 Georgia Tech 7 13 1 WP-Brown (8-3)

1986 - Durham, N.C.

Wednesday, May 14

Team	R	H	E	Pitcher of Dec.
#5 Virginia	4	7	0	LP-Yevak (2-5)
#4 North Carolina	5	13	0	WP-Douglas (5-5) (10 innings)

#7 Maryland 5 8 2 LP-Ford (2-6)
#2 Georgia Tech 7 8 4 WP-Fleming (3-3)

#6 Wake Forest 5 15 3 LP-Gourlay (4-5)
#3 Clemson 6 11 1 WP-Huggins (3-1)
(14 innings)

Thursday, May 15

#4 North Carolina 6 11 2 LP-Turner (7-3)
#1 NC State 7 11 1 WP-Price (3-1)
(11 innings)

#6 Wake Forest 7 12 1 LP-Featherstone (6-4)
#7 Maryland 9 7 3 WP-Krivak (4-5)

#3 Clemson 5 11 3 LP-Whitaker (5-3)
#2 Georgia Tech 16 17 3 WP-Brown (11-5)

Friday, May 16

#4 North Carolina 9 11 2 WP-Cornacchio (3-0)
#5 Virginia 7 9 1 LP-Kavulich (7-4)

#3 Clemson 7 14 0 WP-Huggins (4-1)
#7 Maryland 2 5 5 LP-Tryon (2-2)
(10 innings)

#2 Georgia Tech 7 11 1 WP-Kinard (8-4)
#1 NC State 3 2 2 LP-Hartsock (8-2)

Saturday, May 17

#2 Georgia Tech 9 9 3 WP-Shiver (8-4)
#4 North Carolina 7 11 2 LP-Kopczynski (4-1)

#1 NC State 6 12 1 WP-Toth (6-3)
#3 Clemson 4 10 1 LP-Lowery (7-3)

Championship Game

#1 NC State 6 8 3 LP-Price (3-2)
#2 Georgia Tech 9 11 1 WP-Stewart (2-2)

1987 - Greenville, S.C.

Wednesday, May 13

Team	R	H	E	Pitcher of Dec.
#5 Virginia	2	4	1	LP-Sammons (4-6)
#4 NC State	4	6	2	WP-Hartsock (9-3)

#8 Duke 1 4 3 LP-Fowler (5-6)
#1 Georgia Tech 3 9 1 WP-Shiver (9-2)

#7 Wake Forest 4 10 5 LP-Humber (7-6)
#2 Clemson 11 13 2 WP-Barnes (11-2)

Thursday, May 14

#6 Maryland 9 10 3 LP-Draper (6-6)
#3 North Carolina 13 10 1 WP-Hoog (8-2)

#8 Duke 5 10 0 WP-Hetrick (5-5)
#5 Virginia 0 4 2 LP-McLaughlin (5-6)

#6 Maryland 3 5 1 LP-Tryon (3-5)
#7 Wake Forest 7 12 0 WP-Stice (5-2)

#1 Georgia Tech 4 11 0 LP-Kinard (11-2)
#4 NC State 5 10 1 WP-Price (6-0)

#3 North Carolina 4 6 1 LP-Kopczynski (4-3)
#2 Clemson 9 11 2 WP-Whitaker (9-3)

Friday, May 15

#1 Georgia Tech 5 8 1 WP-Drake (11-3)
#7 Wake Forest 3 6 4 LP-Gourlay (1-3)

#3 North Carolina 11 12 3 WP-Trautwein (5-7)
#8 Duke 10 13 8 LP-Trombley (0-3)
(12 innings)

#2 Clemson 8 8 0 WP-Botkin (9-2)
#4 NC State 0 3 2 LP-Rhodes (4-1)

Saturday, May 16

#2 Clemson 1 11 1 LP-Steele (6-3)
#1 Georgia Tech 7 8 1 WP-Shiver (10-2)

#4 NC State 14 14 3 WP-Hartsock (10-3)
#3 North Carolina 13 14 3 LP-Straub (1-3)

#4 NC State 11 13 2 WP-Wendel (4-0)
#2 Clemson 7 12 1 LP-Pomeranz (1-1)

Sunday, May 17 - Championship Game

#4 NC State 0 5 2 LP-Rhodes (4-2)
#1 Georgia Tech 6 9 0 WP-Kinard (12-2)

1988 - Greenville, S.C.

Wednesday, May 11

Team	R	H	E	Pitcher of Dec.
#5 North Carolina	13	13	0	WP-Thoden (6-3)
#4 Virginia	1	9	1	LP-Long (6-1)

#8 Duke 1 6 2 LP-Fowler (3-10)
#1 Clemson 9 16 1 WP-Barnes (12-1)

#7 Maryland 1 5 0 LP-Smith (5-6)
#2 NC State 3 8 0 WP-Hartsock (11-2)

#6 Wake Forest 3 6 2 LP-Jenkins (3-7)
#3 Georgia Tech 4 8 1 WP-Poole (4-4)

Thursday, May 12

#4 Virginia 7 8 1 WP-Syrek (4-1)
#8 Duke 1 6 6 LP-Trombley (3-9)

#7 Maryland 6 8 2 WP-Tryon (6-5)
#6 Wake Forest 2 7 3 LP-Phillips (4-3)

#1 Clemson 0 8 5 LP-Pomeranz (4-3)
#5 North Carolina 1 3 1 WP-Hoog (10-5)

#3 Georgia Tech 8 13 1 WP-Wise (3-2)
#2 NC State 5 6 4 LP-Rhodes (10-1)

Friday, May 13

#1 Clemson 9 12 1 WP-Tripp (7-1)
#7 Maryland 0 4 2 LP-Draper (6-6)

#2 NC State 1 5 0 LP-Bark (7-2)
#4 Virginia 6 9 2 WP-Seiler (4-3)

#3 Georgia Tech 3 7 2 LP-Drake (5-8)
#5 North Carolina 5 9 2 WP-Dougherty (6-5)

Saturday, May 14

#5 North Carolina 4 4 1 LP-Woodall (1-1)
#1 Clemson 5 9 1 WP-Kimbrell (3-0)

#4 Virginia 4 9 4 LP-Johnson (3-4)
#3 Georgia Tech 5 11 1 WP-Creek (9-3)

#1 Clemson 6 14 0 LP-Barnes (12-2)
#5 North Carolina 7 12 0 WP-Thoden (7-3)

Sunday, May 15 - Championship Game

#5 North Carolina 2 6 1 LP-Hoog (10-7)
#3 Georgia Tech 6 12 2 WP-Erwin (13-0)

1989 - Greenville, S.C.

Saturday, May 13

Team	R	H	E	Pitcher of Dec.
#5 Wake Forest	1	7	0	LP-Humber (7-4)
#4 NC State	2	3	0	WP-Bark (2-4)

#8 Duke 4 12 2 LP-Trombley (3-10)
#1 North Carolina 6 9 2 WP-Dougherty (5-1)

#7 Maryland 0 2 1 LP-Rayne (4-6)
#2 Clemson 8 9 1 WP-Barnes (14-1)

#6 Virginia 0 4 1 LP-Sammons (4-3)
#3 Georgia Tech 3 5 2 WP-Erwin (6-2)

Sunday, May 14

#8 Duke 0 7 1 LP-Zarinsky (4-3)
#5 Wake Forest 10 12 4 WP-Jarvis (4-3)

#6 Virginia 7 8 1 WP-Fiegel (1-1)
#7 Maryland 3 8 2 LP-Smith (5-3)

#1 North Carolina 4 8 1 WP-Maney (5-2)
#4 NC State 2 5 2 LP-Woods (5-3)

#2 Clemson 9 8 2 WP-Santivasci (6-2)
#3 Georgia Tech 3 5 4 LP-Creek (9-6)

Monday, May 15

#4 NC State 11 16 1 WP-Bark (3-4)
#6 Virginia 8 9 2 LP-Stock (3-2)

#3 Georgia Tech 3 8 0 LP-Drake (6-3)
#5 Wake Forest 5 10 2 WP-Humber (8-4)

#1 North Carolina 4 6 1 LP-Hoog (2-4)
#2 Clemson 5 9 3 WP-Milchin (3-1)

Tuesday, May 16

#2 Clemson 9 14 2 WP-Barnes (15-1)
#4 NC State 2 8 2 LP-Poag (4-3)

#5 Wake Forest 2 9 1 LP-Jenkins (7-5)
#1 North Carolina 6 8 3 WP-Dougherty (6-1)

Championship Game

#2 Clemson 12 19 1 WP-Frazier (5-1)
#1 North Carolina 4 10 1 LP-Fernandez (3-3)

1990 - Greenville, S.C.

Saturday, May 12

Team	R	H	E	Pitcher of Dec.
#5 Georgia Tech	3	9	1	WP-Hostetler (12-2)
#4 Wake Forest	1	6	0	LP-Buddie (6-5)

#8 Maryland 1 7 0 LP-Fantauzzi (4-3)
#1 North Carolina 3 11 3 WP-Dougherty (11-2)

#7 Duke 3 8 2 LP-Kotarski (6-6)
#2 Clemson 13 19 2 WP-Tripp (8-5)

#6 Virginia 14 18 3 WP-Johns (4-4)
#3 NC State 1 5 0 LP-Bark (2-2)

Sunday, May 13

#4 Wake Forest 7 8 1 WP-Jarvis (8-4)
#8 Maryland 2 4 3 LP-Rayne (4-6)

#3 NC State 8 16 3 WP-Rapp (8-2)
#7 Duke 7 10 3 LP-Courtright (5-7)



ACC Championship Results

#1 North Carolina 9 13 1 WP-Shuey (8-1)
#5 Georgia Tech 4 7 3 LP-Creek (10-3)

#2 Clemson 7 11 3 WP-Parker (7-3)
#6 Virginia 3 4 1 LP-Long (4-7)

Monday, May 14

#5 Georgia Tech 6 9 3 LP-Davis (7-3)
#3 NC State 10 11 0 WP-Holland (4-1)

#6 Virginia 8 13 1 WP-Ruyak (3-2)
#4 Wake Forest 4 8 1 LP-Crane (6-3)

#2 Clemson 1 5 1 LP-Frazier (6-2)
#1 North Carolina 3 5 1 WP-Maney (4-2)

Tuesday, May 15

#1 North Carolina 7 7 4 WP-Woodall (7-1)
#6 Virginia 3 10 5 LP-Kruse (1-6)

#3 NC State 6 12 0 WP-Pierce (6-1)
#2 Clemson 5 9 1 LP-Bradford (4-1)

Championship Game

#1 North Carolina 5 11 1 WP-Fernandez (8-1)
#3 NC State 0 3 0 LP-Rapp (8-3)

1991 - Greenville, S.C.

Saturday, May 11

Team	R	H	E	Pitcher of Dec.
#5 Wake Forest	7	11	0	WP-Jarvis (8-3)
#4 North Carolina	2	6	2	LP-Manning (4-3)

#8 Maryland 1 2 2 LP-O'Neill (8-5)
#1 Clemson 13 14 1 WP-Angel (11-1)

#7 Duke 7 12 1 LP-Courtright (7-6)
#2 Georgia Tech 9 13 1 WP-Creek (11-4)

#6 Virginia 4 11 1 WP-Stock (4-3)
#3 NC State 3 6 1LP-Donahue (11-5)

Sunday, May 12

#4 North Carolina 3 9 0 WP-Maney (4-2)
#8 Maryland 1 8 1 LP-Rayne (8-6)

#3 NC State 14 19 1 WP-Senior (8-6)
#7 Duke 1 11 1 LP-Zarinsky (2-5)

#1 Clemson 7 10 2 WP-Kimbrell (9-0)
#5 Wake Forest 2 4 4LP-DeFranco (4-2)

Monday, May 13

#2 Georgia Tech 9 13 1 WP-Pisciotta (11-3)
#6 Virginia 3 6 7 LP-Flegel (3-4)

#3 NC State 9 11 3 WP-Decker (4-0)
#5 Wake Forest 4 13 3 LP-Jenkins (4-3)
(10 innings)

#6 Virginia 5 12 0 WP-Lindner (5-2)
#4 North Carolina 1 6 0 LP-Johnson (6-3)

#2 Georgia Tech 5 9 2 LP-Harris (1-1)
#1 Clemson 6 14 0 WP-Peele (3-0)

Tuesday, May 14

#1 Clemson 7 10 0 WP-Miller (8-3)
#6 Virginia 4 15 1 LP-Stock (4-4)

#3 NC State 3 9 0 LP-Shingledecker (4-1)
#2 Georgia Tech 4 11 1 WP-Meyers (2-3)

Championship Game

#1 Clemson 24 22 4 WP-Angel (12-1)
#2 Georgia Tech 8 8 4 LP-Myers (2-4)

1992 - Greenville, S.C.

Saturday, May 9

Team	R	H	E	Pitcher of Dec.
#6 Wake Forest	5	8	0	WP-Buddie (9-3)
#5 Duke	2	3	0	LP-Starmann (6-2)

#9 Virginia 2 5 3 LP-Stock (4-7)
#1 Clemson 3 9 1 WP-Jersild (3-3)
(10 innings)

#8 Maryland 1 4 1 LP-Rayne (4-4)
#3 NC State 7 8 1 WP-Donahue (12-2)

#7 North Carolina 4 11 1 LP-Willman (3-5)
#4 Georgia Tech 5 13 1 WP-Colson (11-2)

Sunday, May 10

#5 Duke 12 16 0 WP-Jackson (8-3)
#9 Virginia 9 13 1 LP-Lindner (3-8)

#7 North Carolina 11 13 4 WP-Christman (7-3)
#8 Maryland 7 14 1 LP-Myssel (0-5)

#6 Wake Forest 1 3 2 LP-DeFranco (7-5)
#2 Florida State 6 8 0 WP-Davis (7-4)

#4 Georgia Tech 4 10 1 LP-Ridby (8-2)
#3 NC State 7 6 0 WP-Harvey (6-2)

Monday, May 11

#5 Duke 3 9 3 LP-Zarinsky (7-2)
#4 Georgia Tech 7 10 1 WP-Albert (8-6)

#7 North Carolina 7 9 1 WP-Johnson (5-6)
#2 Wake Forest 3 8 5 LP-Jenkins (4-4)

#2 Florida State 2 10 0 LP-Roberts (7-3)
#1 Clemson 5 9 0 WP-Miller (11-1)

Tuesday, May 12

#2 Florida State 7 12 1 WP-Bailey (13-3)
#7 North Carolina 3 8 0 LP-McMillan (2-5)

#1 Clemson 1 4 6 LP-Angel (8-2)
#3 NC State 11 7 1 WP-Sports (7-0)

#4 Georgia Tech 4 11 1 LP-Binkley (7-2)
#1 Clemson 5 9 3 WP-Jersild (4-3)

#3 NC State 0 4 1 LP-Senior (5-3)
#2 Florida State 1 4 0 WP-Rushworth (5-1)

Wednesday, May 13

#1 Clemson 11 10 0 WP-Briley (7-1)
#2 Florida State 0 7 3 LP-Harris (2-3)

Championship Game

#3 NC State 7 12 2 WP-Donahue (13-2)
#1 Clemson 3 5 1 LP-Angel (8-3)

1993 - Greenville, S.C.

Saturday, May 15

Team	R	H	E	Pitcher of Dec.
#6 Duke	2	9	0	LP-Schoenweiss (12-3)
#5 Clemson	4	11	1	WP-Phillips (11-2)

#9 Maryland 0 4 2 LP-Paasch (4-8)
#1 Georgia Tech 6 10 0 WP-Rigby (12-1)

#8 Virginia 5 9 0 LP-Crowley (5-5)
#2 NC State 7 10 1 WP-Bogle (4-0)

#7 Wake Forest 3 8 3 LP-DeFranco (4-2)
#4 North Carolina 4 7 1 WP-Christman (5-2)

Sunday, May 16

#9 Maryland 4 13 2 LP-Cole (2-6)
#6 Duke 5 10 2 WP-Jackson (6-3)

#7 Wake Forest 7 7 3 LP-Atkins (5-6)
#8 Virginia 8 11 4 WP-Lankford (4-7)

#5 Clemson 6 11 2 WP-Dawsey (5-2)
#3 Florida State 1 9 0 LP-Wilson (10-4)

#2 NC State 2 8 2 LP-Senior (9-4)
#4 North Carolina 6 6 3 WP-Manning (9-5)

Monday, May 17

#3 Florida State 11 12 0 WP-Johnson (8-1)
#8 Virginia 2 6 2 LP-Lindner (2-5)

#6 Duke 3 8 3 LP-Darwin (6-3)
#2 NC State 4 7 1 WP-Allen (1-0)

#1 Georgia Tech 8 12 3 LP-Albert (9-6)
#5 Clemson 9 11 1 WP-Keppen (2-4)

Tuesday, May 18

#1 Georgia Tech 2 8 1 LP-Goglin (7-1)
#3 Florida State 5 8 2 WP-Wasdin (10-1)

#5 Clemson 7 14 0 WP-Holtz (3-4)
#4 North Carolina 4 8 1 LP-Maney (5-3)

Wednesday, May 19

#4 North Carolina 7 10 5 LP-Willman (1-2)
#2 NC State 12 15 2 WP-Schiffhauer (3-1)

#3 Florida State 7 9 1 WP-Olson (4-1)
#5 Clemson 5 13 0 LP-Sauve (6-5)

Thursday, May 20

#2 NC State 5 9 0 WP-Harvey (10-2)
#3 Florida State 1 10 2 LP-Harris (6-5)

Championship Game

#5 Clemson 11 11 2 WP-Taulbee (9-2)
#2 NC State 7 19 3 LP-Senior (9-5)

1994 - Greenville, S.C.

Tuesday, May 17

Team	R	H	E	Pitcher of Dec.
#9 Virginia	2	9	3	LP-Canady (3-5)
#8 Maryland	8	14	1	MP-Milton (5-7)

Wednesday, May 18

#5 NC State 6 11 1 WP-Harvey (10-2)
#4 Florida State 5 9 0 LP-Cruz (1-3)

#8 Maryland 1 6 1 LP-Paasch (2-11)
#1 Clemson 7 9 0 WP-Taulbee (11-4)

#7 Wake Forest 9 14 2 WP-Wagner (9-3)
#2 Duke 6 10 2 LP-Jackson (7-5)

#6 North Carolina 4 11 2 LP-Murphy (9-6)
#3 Georgia Tech 7 10 0 WP-Rigby (12-4)

Thursday, May 19

#4 Florida State 7 15 1 WP-Wilson (11-5)
#8 Maryland 1 5 2 LP-Cummings (5-6)

#2 Duke 12 17 4 LP-Schoenweiss (8-3)
#6 North Carolina 13 17 2 WP-Christman (6-2)

#1 Clemson 17 15 0 WP-Sauve (6-2)
#5 NC State 5 9 1 LP-Roupe (7-2)

#3 Georgia Tech 6 11 0 WP-Goglin (10-2)
#7 Wake Forest 0 8 1 LP-Rodgers (6-5)

Friday, May 20

#5 NC State 11 14 0 WP-Rambush (4-1)
#6 North Carolina 6 10 2 LP-Potter (0-7)

#7 Wake Forest 3 7 4 LP-Holmes (2-1)
#4 Florida State 18 22 1 WP-Morgan (7-3)

#1 Clemson 9 11 0 WP-Vining (3-0)
#3 Georgia Tech 6 10 0 LP-McGill (9-4)

Saturday, May 21

#4 Florida State 10 13 1 WP-Cruz (2-3)
#1 Clemson 4 11 3 LP-Koch (4-2)

#3 Georgia Tech 3 9 2 LP-Barr (1-1)
#5 NC State 11 16 0 WP-Lee (1-0)

#5 NC State 4 8 0 LP-Schiffhauer (2-3)
#4 Florida State 7 10 1 LP-Bell (6-1)

Sunday, May 22 - Championship Game

#4 Florida State 1 5 0 LP-Butler (0-2)
#1 Clemson 4 7 2 WP-Holtz (6-0)

1995 - Greenville, S.C.

Tuesday, May 16

Team	R	H	E	Pitcher of Dec.
#9 Maryland	10	12	0	WP-Cummings (4-8)
#8 Duke	3	7	1	LP-Stamm (5-7)

#5 Wake Forest 1 4 1 LP-Seaver (6-4)
#4 North Carolina 4 8 0 WP-Murphy (10-4)

#9 Maryland 0 1 0 LP-Milton (1-5)
#1 Clemson 10 14 1 WP-Dawsey (10-2)

#7 Virginia 0 3 2 LP-Daneker (4-4)
#2 Florida State 6 9 0 WP-Johnson (9-3)

#6 NC State 9 7 1 WP-Cronmeyer (6-3)
#3 Georgia Tech 5 13 3 LP-Saier (7-1)
(12 innings)

Thursday, May 18

#5 Wake Forest 17 18 0 WP-Atkins (10-7)
#9 Maryland 4 8 0 LP-Smith (4-5)

#3 Georgia Tech 3 9 2 WP-Elder (10-4)
#7 Virginia 2 4 1LP-Greisinger (6-7)

#4 North Carolina 4 6 0 LP-Willman (4-5)
#1 Clemson 6 9 2 WP-Sauve (4-0)

#2 Florida State 12 8 3 WP-Yocum (11-2)
#6 NC State 6 11 1 LP-Lee (3-3)

Friday, May 19

#4 North Carolina 12 14 3 WP-Stein (6-4)
#3 Georgia Tech 9 7 3 LP-Thieme (2-7)

#6 NC State 11 16 1 WP-Roupe (7-5)
#5 Wake Forest 2 8 0 LP-DePaula (2-3)

#1 Clemson 11 13 1 WP-Vining (3-0)
#2 Florida State 0 3 5 LP-Cruz (7-1)

Saturday, May 20

#1 Clemson 16 11 2 WP-Benson (8-3)
#6 NC State 7 15 4 LP-Blackmon (3-1)

#2 Florida State 10 12 0 WP-Morgan (3-2)
#4 North Carolina 1 7 2 LP-Richardson (1-1)

#2 Florida State 12 14 1 WP-Howell (4-1)
#1 Clemson 2 4 2 LP-Matz (2-1)

Sunday, May 21 - Championship Game

#1 Clemson 2 5 2 LP-Dawsey (10-3)
#2 Florida State 8 10 1 WP-Johnson (10-3)

1996 - Durham, N.C.

Tuesday, May 14

Team	R	H	E	Pitcher of Dec.
#9 Maryland	2	7	0	LP-Wooden (4-4)
#8 Wake Forest	3	7	1	WP-Holmes (7-4)

Wednesday, May 15

#5 Virginia 5 11 0 WP-Greisinger (10-2)
#4 NC State 1 4 0 LP-Black (12-2)

#8 Wake Forest 4 9 3 LP-Seaver (4-7)
#1 Florida State 8 15 2 WP-Morgan (9-3)

#7 Duke 1 4 1 LP-Dishman (5-3)
#2 Clemson 6 6 1 WP-Benson (13-0)

Thursday, May 16

#6 North Carolina 9 10 2 LP-Richardson (5-1)
#3 Georgia Tech 13 12 2 WP-Elder (9-3)

#4 NC State 7 12 4 WP-Lee (10-2)
#8 Wake Forest 5 10 2LP-Hendricks (3-3)

#7 Duke 13 15 0 WP-Schoenweiss (10-4)
#6 North Carolina 3 9 3 LP-Stein (5-2)

#1 Florida State 2 6 0 LP-Niles (3-1)
#5 Virginia 3 7 0 WP-Sekany (6-2)

Friday, May 17

#3 Georgia Tech 1 6 4 LP-Wrigley (4-4)
#2 Clemson 6 9 2 WP-Koch (9-4)

#1 Florida State 7 6 1 WP-Choate (14-3)
#7 Duke 3 14 1 LP-Connor (5-2)

#4 NC State 1 3 1 LP-Rambusch (5-4)
#3 Georgia Tech 6 7 0 WP-Crowder (9-5)

#2 Clemson 2 6 0 LP-Vining (9-3)
#5 Virginia 4 7 2 WP-Daneker (7-5)

Saturday, May 18

#3 Georgia Tech 4 7 2 LP-McGill (3-4)
#5 Virginia 8 11 3 WP-Zaikov (7-1)

#2 Clemson 1 6 2 LP-Hauser (5-2)
#1 Florida State 2 4 0 WP-Chavez (4-0)

#5 Virginia 2 8 0 LP-Canady (3-1)
#1 Florida State 8 13 1 WP-Morgan (10-3)

Sunday, May 19 - Championship Game

#1 Florida State 1 2 2 LP-Diaz (2-4)
#5 Virginia 12 15 2 WP-Greisinger (11-2)



ACC Championship Results

1997 - St. Petersburg, Fla.

Tuesday, May 13

Team	R	H	E	Pitcher of Dec.
#9 Maryland	2	8	1	LP-Agamenone (3-8)
#8 North Carolina	4	5	1	WP-Nye (8-1)

Wednesday, May 14

#5 Wake Forest	6	9	0	LP-MacDougal (6-4)
#4 Clemson	8	11	1	WP-Mottl (10-3)

#8 North Carolina	6	9	4	LP-McAllister (3-5)
#1 Georgia Tech	7	10	6	WP-Wrigley (6-3)

#7 Duke	2	5	1	LP-Conner (5-7)
#2 Florida State	4	6	5	WP-Bentley (4-1)

#6 Virginia	2	11	2	LP-Daneker (4-6)
#3 NC State	4	11	1	WP-Black (9-4)

Thursday, May 15

#8 North Carolina	4	8	2	WP-Elmore (2-2)
#5 Wake Forest	3	9	3	LP-Hendricks (8-5)

#6 Virginia	3	6	5	LP-Kennedy (4-6)
#7 Duke	16	20	2	WP-Cowie (6-2)

#1 Georgia Tech	4	9	2	LP-Elder (9-3)
#4 Clemson	7	10	1	WP-White (4-2)

#3 NC State	3	5	2	LP-Dorn (1-2)
#2 Florida State	5	6	1	WP-Choate (13-3)

Friday, May 16

#7 Duke	5	3	0	WP-Dishman (4-2)
#1 Georgia Tech	3	3	1	LP-Yankosky (8-2)

#3 NC State	4	6	2	WP-Blackmon (7-3)
#8 North Carolina	2	6	1	LP-Snyder (2-6)

#2 Florida State	8	11	1	WP-Niles (6-4)
#4 Clemson	4	7	1	LP-Browning (6-4)

Saturday, May 17

#2 Florida State	12	17	0	WP-Howell (8-1)
#7 Duke	2	9	2	LP-Capuano (6-6)

#4 Clemson	11	11	1	WP-Clackum (3-4)
#3 NC State	6	12	2	LP-Combs (2-2) (10 innings)

Championship Game

#4 Clemson	0	2	1	LP-Hauser (5-4)
#2 Florida State	10	9	0	WP-Chavez (3-1)

1998 - Durham, N.C.

Tuesday, May 12

Team	R	H	E	Pitcher of Dec.
#9 Virginia	9	14	0	WP-LaVigne (2-4)
#8 Maryland	4	7	6	LP-Ginsberg (3-2) (10 innings)

Wednesday, May 13

#5 Wake Forest	9	12	0	WP-Hendricks (12-4)
#4 NC State	1	7	3	LP-Baker (7-5)

#9 Virginia	1	5	1	LP-Kennedy (5-7)
#1 Florida State	4	12	1	WP-Chavez (7-3)

#7 Duke	4	12	1	WP-Cowie (11-2)
#2 Georgia Tech	0	4	2	LP-Prather (3-4)

#6 North Carolina	4	7	0	WP-Horney (3-0)
#3 Clemson	1	5	1	LP-Adams, B. (6-1)

Thursday, May 14

#4 NC State	4	12	2	WP-Blackmon (10-5)
#9 Virginia	1	6	2	LP-Lopez (5-6)

#3 Clemson	6	7	3	LP-Mottl (9-4)
#2 Georgia Tech	10	8	2	WP-Crowder (11-3)

#1 Florida State	14	12	2	WP-Crawford (8-3)
#5 Wake Forest	1	7	5	LP-MacDougal (6-5)

#6 North Carolina	3	11	0	WP-Snyder (7-6)
#7 Duke	0	6	0	LP-Reid (9-4)

Friday, May 15

#2 Georgia Tech	1	4	0	LP-Yankosky (10-1)
#5 Wake Forest	2	6	1	WP-Schmitt (7-1)

#7 Duke	4	8	2	LP-Capuano (1-6)
#4 NC State	10	10	1	WP-Dorn (3-2)

#1 Florida State	13	22	2	WP-DeBlasi (2-1)
#6 North Carolina	11	6	2	LP-DePriest (4-3) (10 innings)

Saturday, May 16

#4 NC State	6	12	2	LP-Ormond (3-4)
#1 Florida State	13	13	1	WP-Bentley (7-1)

#5 Wake Forest	3	9	1	WP-Ward (9-9)
#8 North Carolina	0	7	3	LP-Snare (5-5)

#1 Florida State	1	4	3	LP-Stocks (6-2)
#5 Wake Forest	2	8	1	WP-Hendricks (13-4)

Sunday, May 17 - Championship Game

#5 Wake Forest	6	13	2	WP-Borrell (3-2)
#1 Florida State	3	6	0	LP-Chavez (7-4)

1999 - Durham, N.C.

Tuesday, May 18

Team	R	H	E	Pitcher of Dec.
#9 Duke	2	4	1	LP-Cowie (8-9)
#8 Maryland	4	7	2	WP-Curtiss (3-6)

Wednesday, May 19

#5 Georgia Tech	15	18	1	WP-Crowder (10-5)
#4 North Carolina	4	6	1	LP-Snare (6-4)

#8 Maryland	1	4	1	LP-Hart (3-7)
#1 Florida State	4	9	1	WP-McDonald (9-2)

#7 Virginia	3	8	2	LP-Kennedy (4-6)
#2 Wake Forest	4	7	0	WP-Hendricks (9-5)

#6 NC State	6	9	0	LP-Acevedo (0-1)
#3 Clemson	7	15	1	WP-Heck (4-0)

Thursday, May 20

#4 North Carolina	3	8	4	LP-Snyder (7-5)
#8 Maryland	6	6	1	WP-Hammond (5-4)

#6 NC State	9	12	1	WP-Ormond (7-5)
#7 Virginia	6	10	2	LP-Creswell (6-7)

#1 Florida State	7	12	1	WP-Varnes (10-1)
#5 Georgia Tech	3	11	2	LP-Mitchell (3-1)

#2 Wake Forest	6	11	1	WP-MacDougal (12-2)
#3 Clemson	3	2	1	LP-Mottl (3-7)

Friday, May 21

#5 Georgia Tech	6	10	2	LP-Sheete (3-2)
#6 NC State	9	10	3	WP-Dorn (3-4)

#8 Maryland	6	7	2	LP-Vogt (2-2)
#3 Clemson	7	9	2	WP-Boozier (6-3)

#2 Wake Forest	4	11	1	WP-Siemon (12-1)
#1 Florida State	0	7	2	LP-Stocks (10-2)

Saturday, May 22

#6 NC State	6	9	2	LP-Steadham (2-5)
#2 Wake Forest	11	13	0	WP-Briggs (5-0)

#3 Clemson	8	10	0	WP-Addition (6-4)
#1 Florida State	7	9	2	LP-Chavez (6-5)

Championship Game

#3 Clemson	5	7	1	LP-Reba (4-4)
#2 Wake Forest	9	13	0	WP-Bush (1-1)

2000 - Fort Mill, S.C.

Tuesday, May 16

Team	R	H	E	Pitcher of Dec.
#9 Duke	6	9	1	WP-Thompson (2-3)
#8 Maryland	4	10	2	LP-Martin (2-7) (10 innings)

Wednesday, May 17

#5 North Carolina	7	13	4	LP-Earey (4-2)
#4 Wake Forest	8	11	5	WP-Borrell (6-1) (13 innings)

#9 Duke	3	7	1	LP-Perry (3-6)
#1 Georgia Tech	9	14	5	WP-Kelly (7-2)

#7 Virginia	5	10	1	LP-Shrout (1-4)
#2 Clemson	9	13	2	WP-Berney (9-4)

#6 NC State	6	9	2	LP-Miller (5-1)
#3 Florida State	8	10	4	WP-BiBlasi (2-0)

Thursday, May 18

#5 North Carolina	13	19	2	WP-Elmore (9-1)
#9 Duke	7	14	2	LP-Hannaway (2-6)

#7 Virginia	9	15	1	WP-LaVigne (4-0)
#6 NC State	5	12	3	LP-Schmitt (0-4) (10 innings)

#4 Wake Forest	3	5	0	LP-Briggs (2-3)
#1 Georgia Tech	6	10	1	WP-Vance (12-2)

#3 Florida State	4	6	1	LP-Ziegler (8-4)
#2 Clemson	8	12	0	WP-Mottl (8-3)

Friday, May 19

#4 Wake Forest	3	7	2	LP-Borrell (6-2)
#7 Virginia	8	13	1	WP-Street (4-0)

#3 Florida State	4	8	3	WP-Varnes (9-2)
#5 North Carolina	1	9	0	LP-Henderson (6-6)

#2 Clemson	8	12	3	LP-Glaser (0-2)
#1 Georgia Tech	9	10	1	WP-Watchko (4-1)

Saturday, May 20

#1 Georgia Tech	10	15	1	WP-Perry (4-0)
#3 Florida State	3	8	4	LP-McDonald (10-4)

#2 Clemson	12	16	0	WP-Lynn (3-1)
#7 Virginia	5	17	0	LP-Creswell (5-8)

Championship Game

#2 Clemson	4	9	0	LP-Additon (7-3)
#1 Georgia Tech	8	12	2	WP-Cameron (5-2)

2001 - Fort Mill, S.C.

Tuesday, May 15

Team	R	H	E	Pitcher of Dec.
#9 Maryland	5	9	2	LP-Ainsworth (3-3)
#8 NC State	11	12	2	WP-Blanton (5-1)

Wednesday, May 16

#5 Duke	2	6	1	LP-Caradonna (5-10)
#4 Georgia Tech	16	19	0	WP-Cameron (6-2)

#8 NC State	5	8	7	LP-Miller (4-4)
#1 Florida State	11	7	1	WP-Roman (2-2)

#7 Virginia	7	12	2	WP-Street (4-4)
#2 Clemson	3	6	1	LP-Henrie (5-3)

#6 North Carolina	8	9	2	LP-Moore (5-5)
#3 Wake Forest	11	15	3	WP-Bartlet (3-1)

Thursday, May 17

#8 NC State	5	10	0	WP-Caldwell (4-5)
#5 Duke	3	6	0	LP-Dilucchio (2-4)

#2 Clemson	7	9	2	WP-Reba (11-3)
#6 North Carolina	6	15	1	LP-Manshack (3-5)

#1 Florida State	5	14	4	LP-Hodges (3-3)
#4 Georgia Tech	6	16	0	WP-Watchko (1-3) (10 innings)

#3 Wake Forest	2	7	0	WP-Bush (4-3)
#7 Virginia	1	6	0	LP-Creswell (7-4)

Friday, May 18

ACC Championship Results

#2 Georgia Tech 0 6 1 LP-Bakker (8-2)
#3 NC State 6 12 0WP-Cretarolo (5-3)

Saturday, May 24

#6 Virginia 0 6 0 LP-Dobies (6-3)
#1 Florida State 2 7 0WP-Davidson (9-0)

#9 Duke 4 11 5 LP-Thompson (2-10)
#2 Georgia Tech 23 25 3 WP-Walker (3-2)

#3 NC State 7 13 2 WP-Devine (5-2)
#5 North Carolina 6 15 1 LP-Benson (3-3)
(11 innings)

#1 Florida State 17 18 2 WP-James (1-3)
#3 NC State 6 8 3LP-Shipwash (1-1)

Sunday, May 25

#5 North Carolina 6 10 0LP-Dickerson (0-1)
#2 Georgia Tech 10 9 2 WP-Goodman (9-3)

#2 Georgia Tech 10 12 2 WP-Burks (5-1)
#1 Florida State 7 7 2 LP-Hodges (5-1)

Championship Game

#3 NC State 5 10 2 LP-Orvella (2-2)
#2 Georgia Tech 6 8 2 WP-Watchko (3-3)
(10 innings)

2004 - Salem, Va.

Tuesday, May 25

Team	R	H	E	Pitcher of Dec.
#9 Maryland	15	17	4	WP-Hart (3-8)
#8 Wake Forest	12	14	2	LP-Keadle (2-5)

Wednesday, May 26

#5 North Carolina 6 13 1 LP-Gross (3-3)
#4 Clemson 7 15 0 WP-Hogan (2-2)

#9 Maryland 3 11 0 LP-Kane (1-8)
#1 Georgia Tech 4 9 0 WP-Burks (7-5)

#7 Duke 6 16 2 WP-Layden (6-5)
#2 Virginia 5 10 2 LP-Koshansky (7-3)

#6 NC State 5 12 0 LP-Devine (0-3)
#3 Florida State 6 11 1 WP-Chambliss (3-1)

Thursday, May 27

#5 North Carolina 14 14 2 WP-Bakker (5-5)
#9 Maryland 0 5 5 LP-Pfinsgraff (4-5)

#2 Virginia 5 5 0 LP-Hickman (8-3)
#6 NC State 6 13 4 WP-Caldwell (3-1)

#1 Georgia Tech 11 16 1 WP-Goodman (4-1)
#4 Clemson 7 12 1 LP-Hogan (2-3)
(13 innings)

#3 Florida State 6 11 2 WP-Chambliss (4-1)
#7 Duke 3 9 1 LP-Schreib (5-5)

Friday, May 28

#4 Clemson 12 17 2WP-Lumsden (5-3)
#6 NC State 1 5 0 LP-Cretarolo (3-3)

#7 Duke 2 7 2 LP-Otero (2-4)
#5 North Carolina 20 23 1 WP-Miller (6-2)

#3 Florida State 4 9 3 LP-Cannon (8-6)
#1 Georgia Tech 13 15 1 WP-Crews (2-0)

#4 Clemson 5 9 2 LP-Sipp (2-2)
#5 North Carolina 6 12 2 WP-Gross (4-3)

Saturday, May 29

#5 North Carolina 7 12 4 LP-Gross (4-4)
#3 Florida State 8 10 1 WP-James (9-2)
(11 innings)

#1 Georgia Tech 7 9 2 LP-Walker (1-1)
#3 Florida State 8 15 4 WP-Lynch (4-4)

Sunday, May 30 - Championship Game

#3 Florida State 17 20 3 WP-Sauls (6-4)
#1 Georgia Tech 5 9 3 LP-Wood (1-2)

2005 - Jacksonville, Fla.

Tuesday, May 24

Team	R	H	E	Pitcher of Dec.
#11 Duke	1	4	4	LP-Burke (5-9)
#8 Wake Forest	10	9	2	WP-Mellies (3-5)

#10 Maryland 5 13 0 WP-Overbey (3-1)
#9 Virginia Tech 4 11 2 LP-Bowers (3-5)

#8 Wake Forest 20 23 3 WP-Ellis (6-4)
#10 Maryland 13 15 2 LP-Sulczynski (4-2)

Wednesday, May 25

#6 NC State 2 6 1 WP-Brackman (4-0)
#3 Miami 1 6 0 LP-Carrillo (12-2)

#7 Virginia 8 12 0 WP-Kamrath (9-4)
#2 Clemson 1 10 3 LP-Faris (6-4)

#5 North Carolina 2 9 3 LP-Danford (4-2)
#4 Florida State 3 9 3 WP-Chambliss (7-3)
(12 innings)

#8 Wake Forest 8 8 4 LP-Bach (2-4)
#1 Georgia Tech 9 12 3 WP-Wieters (2-2)

Thursday, May 26

#3 Miami 1 6 0 LP-Touchet (3-5)
#2 Clemson 9 12 1 WP-Cribb (7-4)

#5 North Carolina 1 6 1 LP-Miller (8-3)
#8 Wake Forest 2 5 2 WP-Niesen (5-2)

#6 NC State 2 6 2 LP-Hobson (6-3)
#7 Virginia 12 12 2 WP-Avery (6-5)
(7 innings)

#4 Florida State 4 9 0 LP-DiBlasi (1-2)
#1 Georgia Tech 5 10 1 WP-Wieters (3-2)

Friday, May 27

#2 Clemson 5 10 2 WP-Rohrbaugh (7-2)
#6 NC State 4 5 0 LP-Payne (2-1)

#8 Wake Forest 3 10 1 LP-Byrum (3-2)
#4 Florida State 7 6 2 WP-Hyde (7-2)

Saturday, May 28

#2 Clemson 4 10 2 LP-Harvey (5-4)
#7 Virginia 5 8 2 WP-Doolittle (3-0)

#1 Georgia Tech 18 14 0 WP-Hyatt (3-2)
#4 Florida State 2 7 4 LP-Jones (4-3)
(7 innings)

Sunday, May 29 - Championship Game

#1 Georgia Tech 4 5 1 WP-Crews (2-1)
#7 Virginia 3 8 1 LP-Doolittle (3-1)

2006 - Jacksonville, Fla.

Wednesday, May 24

Team	R	H	E	Pitcher of Dec.
#6 Florida State	2	8	2	LP-Henry (9-3)
#3 Virginia	6	6	0	OWP-Doolittle (11-1)

#7 NC State 9 9 2 WP-Hobson (9-1)
#2 North Carolina 3 10 1 LP-Miller (11-2)

#5 Miami 1 5 0 LP-Maine (10-3)
#4 Georgia Tech 2 6 0 WP-Wood (9-4)

#8 Wake Forest 1 6 3 LP-Niesen (3-2)
#1 Clemson 13 13 0 WP-Zocchi (6-0)
(7 innings)

Thursday, May 25

#2 North Carolina 6 11 0 LP-Carignan (1-3)
#6 Florida State 7 9 0 WP-Tucker (2-1)

#5 Miami 4 9 0 WP-Miguelez (7-4)
#8 Wake Forest 1 6 1 LP-Keadle (5-4)

#3 Virginia 3 11 1 LP-Thompson (10-3)
#7 NC State 4 7 0 WP-McConnell (7-6)

#4 Georgia Tech 2 6 0 LP-Wieters (1-2)
#1 Clemson 3 9 0 WP-Moskos (4-4)

Friday, May 26

Team	R	H	E	Pitcher of Dec.
#3 Virginia	0	8	1	LP - Ballard (8-3)
#6 Florida State	11	13	0	WP-Hyde (8-1) (7 innings)

#4 Georgia Tech 7 11 3 WP-Hyatt (3-0)
#5 Miami 4 12 1 LP-Albir (0-1)

Saturday, May 27

#6 Florida State 7 10 1 WP-Marsh (3-1)
#7 NC State 3 10 1 LP-Pond (2-1)

#1 Clemson 7 15 0 LP-Moskos (4-5)
#4 Georgia Tech 8 14 2 WP-Goodman (2-0)
(10 innings)

#7 NC State 8 16 1 WP-Payne (2-0)
#6 Florida State 7 12 1 LP-Burge (1-1)

#1 Clemson 16 14 1 WP-Berken (4-1)
#4 Georgia Tech 11 14 2 LP-Hutts (0-1)

Sunday, May 28 - Championship Game

#1 Clemson 8 10 0 WP-Clark (1-0)
#7 NC State 4 7 3 LP-Surkamp (2-3)

2007 - Jacksonville, Fla.

Wednesday, May 23

#6 NC State 1 7 1 LP-Shunick (5-3)
#3 Virginia 6 10 2 WP-Thompson (11-0)

#7 Georgia Tech 8 11 1 LP-Wooten (3-1)
#2 North Carolina 4 7 1 WP-Duncan (7-4)

#5 Miami 4 11 2 LP-Housey (0-3)
#4 Clemson 5 12 0 WP-Farina (5-3)

#8 Wake Forest 2 7 3 LP-Bullock (4-2)
#1 Florida State 11 14 2 WP-Hyde (10-2)

Thursday, May 24

#3 Virginia 4 12 0 LP-Hyatt (8-1)
#7 Georgia Tech 1 5 1 WP-Rule (6-4)

#2 North Carolina 14 19 0 LP-Surkamp (4-4)
#6 NC State 5 10 3 WP-Woodard (9-2)

Friday, May 25

#4 Clemson 2 6 3 LP-Clyne (5-2)
#8 Wake Forest 3 7 2 WP-Niesen (6-5)

#1 Florida State 3 8 1 LP-Strauss (9-3)
#5 Miami 9 11 1 WP-Erickson (10-3)

Saturday, May 26

#6 NC State 8 14 2 WP-McConnell (3-2)
#7 Georgia Tech 7 11 1 LP-Wieters (1-4)

#3 Virginia 0 4 0 LP-Lambert (2-2)
#2 North Carolina 5 8 1 WP-White (6-4)

#1 Florida State 1 6 1 LP-Henry (14-1)
#4 Clemson 5 10 1 WP-Kopp (6-2)

#8 Wake Forest 7 7 1 LP-Garcia (7-4)
#5 Miami 3 8 2 WP-Hunter (7-6)

Sunday, May 27 - Championship Game

#2 North Carolina 3 8 0 WP-Danford (5-0)
#8 Wake Forest 2 5 1 LP-Ellis (5-3)

2008 - Jacksonville, Fla.

Wednesday, May 21

Team	R	H	E	Pitcher of Dec.
#5 Georgia Tech	10	14	3	WP-Robinson (3-2)
#4 NC State	9	14	5	LP-McConnell (4-2)

#8 Clemson 1 6 1 LP-Mitchell (6-5)
#1 Miami 7 8 1 WP-Hernandez (11-0)

#7 Wake Forest 3 7 1 LP-Hunter (4-6)
#2 Florida State 8 11 1 WP-Fairrel (10-2)

#6 Virginia 8 7 0 WP-Schwimer (3-1)
#3 North Carolina 7 15 2 LP-Bates (6-1)
(11 innings)

Thursday, May 22

#1 Miami 15 15 2 WP-C. Gutierrez (4-2)
#5 Georgia Tech 12 17 0 LP-Rulon (3-1)

#4 NC State 10 17 0 WP-Shunick (6-5)
#8 Clemson 0 2 0 LP-Stoneburner (6-5)
(7 innings)

Friday, May 23

#2 Florida State 3 9 1 LP-Strauss (8-1)
#6 Virginia 5 11 1 WP-Thompson (6-4)

#3 North Carolina 2 6 1 WP-Harvey (7-2)
#7 Wake Forest 0 2 3 LP-Mellies (4-6)

Saturday, May 24

#8 Clemson 10 13 2 WP-Hinson (3-5)
#5 Georgia Tech 4 11 2 LP-Von Tersch (7-5)

#4 NC State 2 7 0LP-Buchanan (2-2)
#1 Miami 5 5 0 WP-Garcia (6-2)

#2 Florida State 9 12 0 WP-Marshall (6-2)
#3 North Carolina 6 10 2 LP-Wooten (5-2)

#7 Wake Forest 7 11 2 WP-Kledzik (3-3)
#6 Virginia 4 7 3 LP-Lorick (3-5)

Sunday, May 25 - Championship Game

#1 Miami 8 15 0 WP-D. Gutierrez (4-0)
#6 Virginia 4 10 1 LP-McAnaney (4-5)

2009 - Durham, N.C.

Wednesday, May 20

Team	R	H	E	Pitcher of Dec.
#5 Miami	8	9	1	WP-D. Gutierrez (3-6)
#4 Georgia Tech	6	12	1	LP-McGuire (10-1)

#8 Boston College 2 9 1 LP-Leonard (1-4)
#1 Florida State 7 7 0 WP-Gilmartin (11-2)

#7 Duke 3 7 0 LP-Manno (5-6)
#2 North Carolina 8 13 1 WP-Warren (7-20)

Thursday, May 21

#4 Georgia Tech 3 7 1 LP-Bradley (2-3)
#8 Boston College 7 9 0 WP-MacDonald (5-7)

#1 Florida State 4 6 0 WP-Busch (6-2)
#5 Miami 2 4 2 LP-Hernandez (7-4)

#6 Virginia 6 10 1 WP-Carraway (6-1)
#3 Clemson 5 7 2 LP-Weismann (2-1)

Friday, May 22

#8 Boston College 10 12 1 WP-Dean (6-4)
#5 Miami 1 9 1 LP-Nazario (6-4)

#3 Clemson 4 11 3 LP-Dwyer (4-5)
#7 Duke 10 11 3 WP-Wolcott (8-3)

#2 North Carolina 1 14 0 LP-White (7-4)
#6 Virginia 11 14 0 WP-Hultzen (8-1)
(8 innings)

Saturday, May 23

#4 Georgia Tech 9 10 0WP-Cumpton (4-2)
#1 Florida State 2 10 1 LP-Scantling (3-1)

#2 North Carolina 3 11 2 LP-Johnson (2-2)
#3 Clemson 4 13 3 WP-Stoneburner (6-3)
(11 innings)

#6 Virginia 11 11 2 WP-Wilson (7-3)
#7 Duke 7 10 1 LP-Ness (2-2)

Sunday, May 24 - Championship Game

#6 Virginia 6 8 0 WP-Wilson (8-3)
#1 Florida State 3 9 3LP-Gilmartin (11-3)

2010 - Greensboro, N.C.

Wednesday, May 26

Team	R	H	E	Pitcher of Dec.
#1 Virginia	6	5	0	WP-Wilson (7-3)
#8 Boston College	4	7	1	LP-Lasko (4-2)

#4 Miami 9 7 2 WP-Whaley (6-1)
#5 Florida State 3 6 1 LP-Gilmartin (6-7)

#7 NC State 13 16 2 WP-Sogard (2-2)
#2 Clemson 8 11 1 LP-Frederick (6-2)

Thursday, May 27

#8 Boston College 12 14 1 WP-Moran (8-5)
#4 Miami 10 13 1 LP-Miller (1-1)

#5 Florida State 11 14 0 WP-Parker (4-1)
#1 Virginia 4 6 0 LP-Morey (9-3)

#6 Virginia Tech 6 6 1 WP-Wright (8-4)
#3 Georgia Tech 2 4 0 LP-McGuire (8-4)



ACC Championship Results

Friday, May 28

#5 Florida State 12 15 1 WP-Gast (7-3)
#8 Boston College 2 5 1 LP-Leonard (2-3)

#6 Virginia Tech 9 13 4 WP-Rowen (5-1)
#2 Clemson 8 7 2 LP-Kyle (0-1)

Saturday, May 29

#3 Georgia Tech 17 11 1 WP-Cumpton (9-2)
#7 NC State 5 6 5 LP-Buchanan (7-6)

#4 Miami 8 7 3 LP-Encinosa (1-1)
#1 Virginia 12 15 2 WP-Hultzen (9-1)

#3 Georgia Tech 3 10 1 LP-Bradley (9-4)
#2 Clemson 9 13 0 WP-Lamb (4-4)

#7 NC State 10 14 2 WP-Buchanan (8-6)
#6 Virginia Tech 9 13 5 LP-Rowen (5-2)

Sunday, May 30 - Championship Game

#7 NC State 3 7 1 WP-Sasser (3-4)
#5 Florida State 8 12 0 WP-Gilmartin (7-7)

2011 - Durham, N.C.

Wednesday, May 25

Team	R	H	E	Pitcher of Dec.
#6 Clemson	9	13	0	WP-Leone (6-2)
#3 Georgia Tech	0	6	2	LP-Pope (11-4)

#8 Wake Forest 1 2 2 LP-Holmes (3-4)
#1 Virginia 13 15 1 WP-Wilson (7-0) (7 innings)

#7 NC State 7 10 0 WP-Mazzoni (5-6)
#2 Florida State 0 4 2 LP-Benincasa (2-2)

Thursday, May 26

#5 Miami 7 14 1 WP-Salcines (1-0)
#4 North Carolina 5 9 2 LP-Orlan, RC (1-1)

#2 Florida State 6 13 0 WP-Gilmartin (11-1)
#6 Clemson 3 10 0 LP-Sarratt (7-2)

#3 Georgia Tech 6 15 2 WP-Grimes (7-3)
#7 NC State 5 9 0 LP-Ogburn (6-4) (15 innings)

Friday, May 27

#1 Virginia 6 15 2 WP-Thompson (3-1)
#5 Miami 4 9 3 LP-Miller (2-1)

Saturday, May 28

#3 Georgia Tech 2 7 2 LP-Farmer (10-3)
#2 Florida State 4 7 2 WP-McGee (3-3)

#6 Clemson 6 8 1 WP-Campbell (1-0)
#7 NC State 3 8 0 LP-Rice (1-1)

#4 North Carolina 9 10 0 WP-Johnson (11-1)
#8 Wake Forest 0 2 2 LP-Cooney (7-3) (Completed Saturday after suspended in top of 7th Friday for rain)

#8 Wake Forest 2 6 0 LP-Stadler (2-9)
#5 Miami 4 10 0 WP-Encinosa (5-5)

#4 North Carolina 2 8 0 LP-Munnely (6-5)
#1 Virginia 3 7 0 WP-Mayberry (5-0)

Sunday, May 29 - Championship Game

#2 Florida State 2 8 0 LP-Scantling (3-2)
#1 Virginia 7 6 2 WP-Hultzen (10-3)

2012 - Greensboro, N.C.

Wednesday, May 23

Team	R	H	E	Pitcher of Dec.
#8 Georgia Tech	5	7	1	WP-Farmer (8-3)
#1 Florida State	4	7	1	LP-Sitz (3-3)

#6 Miami 2 7 1 WP-Williams (3-3)
#3 NC State 3 13 0 LP-Nedelijovic (0-2)

#7 Wake Forest 0 4 1 WP-Parrish (1-0)
#2 North Carolina 6 9 0 LP-Cooney (6-7)

Thursday, May 24

#5 Clemson 2 5 0 WP-Crockett (5-2)
#4 Virginia 3 5 2 LP-Kent (1-2)

#2 North Carolina 3 9 2 WP-Ewing (6-2)
#6 Miami 5 3 0 LP-Emanuel (8-4)

#3 NC State 3 8 1 WP-Fischer (5-4)
#7 Wake Forest 7 8 0 LP-Tzamtzis (5-5)

Friday, May 25

#4 Virginia 5 9 0 WP-Pitts (6-4)
#8 Georgia Tech 17 14 2 LP-Silverstein (2-5)

#1 Florida State 7 11 2 WP-Andrews (2-3)
#2 Clemson 9 11 0 LP-Benincasa (4-1)

#6 Miami 6 9 1 WP-Whaley (4-4)
#7 Wake Forest 3 9 2 LP-Holmes (7-3)

Saturday, May 26

#1 Florida State 0 5 2 WP-Lewicki (4-2)
#4 Virginia 7 12 0 LP-Compton (10-2)

#8 Georgia Tech 5 10 1 WP-Davies (1-3)
#5 Clemson 1 5 2 LP-Pohle (6-4)

#2 North Carolina 4 9 2 WP-Morin (6-3)
#3 NC State 0 5 0 LP-Thomas (2-2) (12 innings)

Sunday, May 27 - Championship Game

#8 Georgia Tech 8 15 3 WP-Didrick (2-0)
#5 Miami 5 5 3 LP-Salas (6-3)

2013 - Durham, N.C.

Wednesday, May 22

Team	R	H	E	Pitcher of Dec.
#7 Georgia Tech	4	9	0	WP-Palka (2-1)
#2 Florida State	3	6	0	LP-Coles (4-2)

#6 Virginia Tech 10 13 1 WP-Mantiply (6-0)
#3 Virginia 1 7 2 LP-Waddell (5-2)

#5 Clemson 3 8 2 LP-Gossett (9-4)
#4 NC State 6 6 0 WP-Easley (5-2)

Thursday, May 23

#3 Virginia 8 9 0 WP-Silverstein (9-1)
#7 Georgia Tech 2 10 2 LP-Isaacs (4-7)

#8 Miami 0 4 2 LP-Suarez (3-5)
#1 North Carolina 10 18 0 WP-Emanuel (9-3)

#2 Florida State 2 7 0 LP-Smith (4-1)
#6 Virginia Tech 3 8 0 WP-Labitan (2-5)

Friday, May 24

#4 NC State 7 11 1 WP-Woock (6-1)
#8 Miami 1 5 1 LP-Diaz (6-5)

#7 Georgia Tech 2 7 0 LP-King (6-5)
#6 Virginia Tech 3 10 1 WP-Burke (10-3)

#1 North Carolina 12 19 3 WP-Hovis (3-0)
#5 Clemson 7 11 0 LP-Firth (6-5) (14 innings)

Saturday, May 25

#2 Florida State 4 8 3 LP-Winston (1-2)
#3 Virginia 7 13 0 WP-Howard (6-4) (12 innings)

#8 Miami 7 11 1 WP-Radziewski (9-2)
#5 Clemson 0 4 3 LP-Schmidt (3-4)

#1 North Carolina 2 6 1 WP-Munnely (6-0)
#4 NC State 1 10 3 LP-Overman (1-1) (18 innings)

Sunday, May 26 - Championship Game

#6 Virginia Tech 1 6 4 LP-Campbell (2-4)
#1 North Carolina 4 6 2 WP-Cherry (1-0)

2014 - Greensboro, N.C.

Tuesday, May 20

Team	R	H	E	Pitcher of Dec.
#10 NC State	3	7	0	LP-Peterson (4-4)
#7 North Carolina	4	8	3	WP-Rice (2-2)

#9 Georgia Tech 5 13 0 WP-Clay (4-1)
#8 Wake Forest 3 11 1 LP-Fischer (4-7)

Wednesday, May 21

#5 Clemson 5 10 0 WP-Crownover (8-5)
#4 Duke 3 6 2 LP-Matuella (1-3)

#9 Georgia Tech 6 14 0 WP-Hedinger (4-4)
#1 Miami 3 9 1 LP-Hammond (5-1)

#7 North Carolina 1 6 1 LP-Cherry (2-3)
#2 Florida State 7 9 2 WP-Strode (2-1)

Thursday, May 22

#6 Maryland 7 8 1 WP-Stinnett (7-6)
#3 Virginia 6 12 0 LP-Rosenberger (1-1)

#4 Duke 6 14 1 WP-Van Orden (6-5)
#9 Georgia Tech 0 5 0 LP-Parr (5-4)

#1 Miami 2 8 0 LP-Garcia (5-4)
#5 Clemson 3 10 2 WP-Moyer (5-1)

Friday, May 23

#2 Florida State 3 4 3 LP-Compton (7-2)
#6 Maryland 5 7 1 WP-Shawaryn (10-3)

#9 Georgia Tech 3 9 0 WP-Isaacs (7-5)
#5 Clemson 0 4 3 LP-Schmidt (5-7)

#3 Virginia 3 6 1 WP-Mayberry (6-1)
#7 North Carolina 2 9 2 LP-Rice (2-3)

Saturday, May 24

#1 Miami 6 13 0 WP-Garcia (6-4)
#4 Duke 5 12 0 LP-Istler (8-8) (12 innings)

#6 Maryland 7 13 3 LP-Galligan (0-1)
#7 North Carolina 13 15 0 WP-Hovis (8-1)

#3 Virginia 4 8 1 LP-Sborz (4-4)
#2 Florida State 6 8 0 WP-Smith (5-2)

Sunday, May 25 - Championship Game

#9 Georgia Tech 9 13 0 WP-Roberts (1-2)
#6 Maryland 4 9 1 LP-Mooney (1-2)

2015 - Durham, N.C.

Tuesday, May 19

Team	R	H	E	Pitcher of Dec.
#10 Georgia Tech	0	1	2	LP-King (4-5)
#7 Virginia	11	1	0	WP-Sborz (3-2) (7 innings)

#9 Virginia Tech 3 10 2 LP-Scheetz (3-4)
#8 North Carolina 5 12 2 WP-Gallen (4-3)

Wednesday, May 20

#5 Clemson 1 6 0 LP-Crownover (10-2)
#4 Florida State 3 3 2 WP-Biegalski (6-4)

#7 Virginia 5 7 3 LP-Bettinger (4-4)
#2 Miami 9 2 2 WP-Garcia (5-2)

#8 North Carolina 4 7 1 LP-Moss (7-1)
#1 Louisville 7 9 0 WP-Henzman (5-1)

Thursday, May 21

#6 NC State 3 9 1 WP-Brown (7-3)
#3 Notre Dame 0 3 1 LP-Kerrigan (3-5)

#1 Louisville 2 7 2 LP-Funkhouser (7-5)
#5 Clemson 7 10 2 WP-Erwin (7-4)

#4 Florida State 8 12 1 WP-Compton (4-3)
#8 North Carolina 4 8 1 LP-Thornton (3-7)

Friday, May 22

#3 Notre Dame 8 8 0 WP-Smoyer (9-0)
#7 Virginia 2 6 2 LP-Waddell (3-5)

#5 Clemson 3 9 4 LP-Long (2-1)
#8 North Carolina 6 5 1 WP-Bukauskas (5-3)

#2 Miami 4 6 2 LP-Mediavilla (3-2)
#6 NC State 5 8 1 WP-DeJueas (3-3) (12 innings)

Saturday, May 23

#1 Louisville 0 6 1 LP-McKay (8-3)
#4 Florida State 6 7 1 WP-Carlton (4-5)

#3 Notre Dame 5 8 1 LP-Bass (3-1)
#2 Miami 6 10 2 WP-Hammond (5-1)

#6 NC State 10 9 0 WP-Williamson (4-3)
#7 Virginia 2 8 0 LP-Bettinger (4-5)

Sunday, May 24 - Championship Game

#6 NC State 2 5 0 LP-Piedmonte (1-1)
#4 Florida State 6 8 0 WP-Biegalski (7-4)

2016 - Durham, N.C.

Tuesday, May 24

#10 Wake Forest 4 5 1 WP-Dunsee (9-4)
#7 Duke 3 13 0 LP-Urbon (7-2)

#9 Georgia Tech 6 13 0 WP-Gold (8-3)
#8 Boston College 0 9 0 LP-Adams (5-5)

Wednesday, May 25

#5 NC State 3 7 0 LP-Gilbert (3-1)
#4 Florida State 7 8 1 WP-Haney (5-0)

#9 Georgia Tech 0 5 1 LP-Lee (3-3)
#1 Miami 4 6 1 WP-Lepore (9-0)

#10 Wake Forest 5 8 0 LP-McCarren (7-3)
#2 Louisville 9 11 0 WP-McClure (12-0)

Thursday, May 26

#6 Clemson 5 6 3 WP-Krall (9-1)
#3 Virginia 4 8 0 LP-Shambora (5-1)

#4 Florida State 6 10 1 WP-Sands (5-6)
#9 Georgia Tech 1 6 0 LP-Ryan (3-3)

#1 Miami 8 11 0 WP-Bartow (4-0)
#5 NC State 7 14 1 LP-DeJueas (2-3)

Friday, May 27

#2 Louisville 3 8 0 LP-McKay (11-3)
#6 Clemson 5 6 2 WP-Schmidt (8-4)

#3 Virginia 9 13 0 LP-Bettinger (2-5)
#10 Wake Forest 10 10 1 WP-Kelly (1-2)

#5 NC State 7 8 1 WP-Gilbert (4-1)
#9 Georgia Tech 5 11 2 LP-Dulaney (2-5) (12 innints)

Saturday, May 28

#6 Clemson 5 7 1 WP-Krall (10-1)
#10 Wake Forest 4 9 0 LP-Dunsee (9-5)

#1 Miami 4 8 0 LP-Meyer (1-1)
#4 Florida State 5 11 0 WP-Byrd (1-0)

#3 Virginia 7 10 0 WP-Haseley (9-3)
#2 Louisville 2 4 0 LP-Harrington (11-2)

Sunday, May 29 - Championship Game

#6 Clemson 18 15 1 WP-Bostic (4-2)
#4 Florida State 13 11 4 LP-Voyles (1-2)



ACC Championship

Championship Record By Seed

School	1	2	3	4	5	6	7	8	9	10	11
Boston College	x	x	x	x	x	x	x	3-4	x	x	x
Clemson	46-19	24-18	14-10	10-9	9-9	6-1	x	1-2	x	x	x
Duke	x	0-2	x	1-2	4-6	1-6	9-22	3-12	4-7	x	0-1
Florida State	24-17	19-10	10-5	13-5	3-1	3-2	x	x	x	x	x
Georgia Tech	18-7	14-5	12-13	8-8	14-12	x	2-7	5-2	5-4	0-1	x
Louisville	1-2	1-2	x	x	x	x	x	x	x	x	x
Miami	7-3	2-1	0-2	1-2	5-7	2-2	x	1-2	x	x	x
North Carolina	25-5	12-10	5-9	10-15	10-11	6-10	4-4	4-4	x	10-11	x
NC State	2-2	18-8	21-14	15-18	7-8	10-13	7-8	5-2	x	0-1	x
Notre Dame	x	x	1-2	x	x	x	x	x	x	x	x
Pitt	x	x	x	x	x	x	x	x	x	x	x
Virginia	8-3	0-2	9-10	4-5	7-9	19-23	7-13	1-2	1-5	x	x
Virginia Tech	x	x	x	x	x	5-2	x	x	0-2	x	x
Wake Forest	x	7-2	14-5	3-8	10-11	2-9	5-15	7-17	x	2-2	x

Record in Title Game by Seeds

School	1	2	3	4	5	6	7	8	9	10	11
Boston College	x	x	x	x	x	x	x	x	x	x	x
Clemson	6-6	1-2	1-2	0-2	1-0	1-0	x	x	x	x	x
Duke	x	x	x	x	x	x	x	x	x	x	x
Florida State	1-3	2-1	1-0	1-2	1-0	x	x	x	x	x	x
Georgia Tech	3-1	2-1	1-0	x	1-1	x	x	1-0	1-0	x	x
Miami	1-0	x	x	x	x	0-1	x	x	x	x	x
North Carolina	4-2	2-0	x	x	0-1	0-1	x	x	x	x	x
NC State	0-1	2-1	2-2	0-1	x	0-1	0-2	0-1	x	x	x
Notre Dame	x	x	x	x	x	x	x	x	x	x	x
Pitt	x	x	x	x	x	x	x	x	x	x	x
Virginia	1-0	x	x	x	1-0	1-2	0-1	x	x	x	x
Virginia Tech	x	x	x	x	x	0-1	x	x	x	x	x
Wake Forest	x	1-0	2-1	x	1-0	x	x	0-1	x	x	x
Maryland	x	0-1	x	x	x	0-1	x	x	x	x	x

All-Time Record by Seeds

	Overall Seed	Title Game Record
#1.....	130-59.....	16-13
#2.....	101-68.....	10-6
#3.....	86-73.....	7-5
#4.....	66-76.....	1-5
#5.....	70-76.....	5-2
#6.....	56-73.....	2-7
#7.....	38-79.....	0-3
#8.....	33-61.....	1-2
#9.....	12-27.....	1-0
#10.....	3-5.....	x
#11.....	0-1.....	x

All-Time ACC Championship Extra Inning Games

1973 #3 Virginia d. #2 NC State.....	2-1 (10)	2002 #7 NC State d. #6 Virginia.....	6-5 (10)
1974 #3 NC State d. #6 Duke.....	7-6 (14)	2002 #2 Wake Forest d. #3 N. Carolina.....	9-7 (11)
1976 #2 Maryland d. #7 Duke.....	10-9 (10)	2003 #6 Virginia d. #7 Wake Forest.....	12-11 (10)
1981 #1 Clemson d. #8 Georgia Tech.....	7-6 (10)	2003 #5 North Carolina d. #1 Florida St.....	3-2 (10)
1981 #7 Wake Forest d. #3 Maryland.....	3-2 (11)	2003 #3 NC State d. #5 North Carolina.....	7-6 (11)
1981 #1 Clemson d. #7 Wake Forest.....	6-5 (10)	2003 #2 Georgia Tech d. #3 NC State*.....	6-5 (10)
1982 #2 North Carolina d. #6 Virginia*.....	3-2 (12)	2004 #1 Georgia Tech d. #4 Clemson.....	11-7 (13)
1983 #1 North Carolina d. #6 Virginia.....	5-4 (11)	2004 #3 Florida State d. #5 N. Carolina.....	8-7 (11)
1984 #5 Georgia Tech d. #8 Wake Forest.....	4-3 (12)	2005 #4 Florida State d. #5 N. Carolina.....	3-2 (12)
1984 #5 Georgia Tech d. #7 Duke.....	8-4 (10)	2006 #4 Georgia Tech d. #1 Clemson.....	8-7 (10)
1986 #4 North Carolina d. #5 Virginia.....	5-4 (10)	2007 #4 Clemson d. #5 Miami.....	5-4 (13)
1986 #3 Clemson d. #6 Wake Forest.....	6-5 (14)	2008 #6 Virginia d. #3 North Carolina.....	8-7 (11)
1986 #1 NC State d. #4 North Carolina.....	7-6 (11)	2009 #3 Clemson d. #2 North Carolina.....	4-3 (11)
1986 #3 Clemson d. #7 Maryland.....	7-2 (10)	2010 #8 Boston College d. #4 Miami.....	12-10 (11)
1987 #3 North Carolina d. #8 Duke.....	11-10 (12)	2010 #7 NC State d. #6 Virginia Tech.....	10-9 (10)
1991 #3 NC State d. #5 Wake Forest.....	9-4 (10)	2011 #3 Georgia Tech d. #7 NC State.....	6-5 (15)
1992 #1 Clemson d. #9 Virginia.....	3-2 (10)	2012 #2 North Carolina d. #4 NC State.....	4-0 (12)
1995 #6 NC State d. #3 Georgia Tech.....	9-5 (12)	2013 #1 North Carolina d. #5 Clemson.....	12-7 (14)
1997 #4 Clemson d. #3 NC State.....	11-6 (10)	2013 #3 Virginia d. #2 Florida State.....	7-4 (12)
1998 #9 Virginia d. #8 Maryland.....	9-4 (10)	2013 #1 North Carolina d. #4 NC State.....	2-1 (18)
1998 #1 Florida State d. #6 North Carolina.....	13-11 (10)	2014 #1 Miami d. #4 Duke.....	6-5 (12)
2000 #9 Duke d. #8 Maryland.....	6-4 (10)	2015 #6 NC State d. #2 Miami.....	5-4 (12)
2000 #4 Wake Forest d. #5 N. Carolina.....	8-7 (13)	2016 #5 NC State d. #9 Georgia Tech.....	7-5 (12)
2000 #7 Virginia d. #6 NC State.....	9-5 (10)		
2001 #4 Georgia Tech d. #1 Florida St.....	6-5 (10)		

* denotes Championship Game

Tournament Record in Extra Innings

School	Appearances	Record
Boston College.....	1.....	1-0
Clemson.....	11.....	8-3
Duke.....	6.....	1-5
Florida State.....	6.....	3-3
Georgia Tech.....	10.....	7-3
Maryland.....	5.....	1-4
Miami.....	4.....	1-3
North Carolina.....	17.....	8-9
NC State.....	16.....	9-7
Virginia.....	11.....	6-5
Virginia Tech.....	1.....	0-1
Wake Forest.....	8.....	3-5



NCAA Tournament

Composite Records

	NCAA Tournament				College World Series				CWS Finish		
	App	W	L	Pct	App	W	L	Pct	1st	2nd	3rd 4th
Florida State	54	184	121	.603	21	28	42	.400	0	3	3 1
Miami	45	192	99	.660	25	48	42	.533	4	2	5 1
Clemson	41	115	91	.558	12	12	24	.333	0	0	3 0
Georgia Tech	31	71	63	.530	3	4	5	.444	0	1	0 0
North Carolina	29	97	66	.595	10	17	21	.447	0	2	3 0
NC State	28	51	58	.468	2	3	4	.429	0	0	1 0
Notre Dame	22	42	46	.477	2	3	4	.429	0	0	1 0
Virginia	16	53	36	.596	4	12	8	.600	1	1	0 0
Wake Forest	12	38	25	.603	2	7	3	.700	1	1	0 0
Boston College	11	23	23	.500	4	6	8	.429	0	0	1 1
Louisville	10	31	23	.574	3	1	6	.143	0	0	0 0
Virginia Tech	10	9	20	.310	0	0	0	.000	0	0	0 0
Duke	6	11	13	.458	3	3	6	.333	0	0	0 0
Pitt	3	2	4	.333	0	0	0	.000	0	0	0 0
Maryland	4	5	8	.385	0	0	0	.000	0	0	0 0
Current ACC Totals	318	919	688	.572	91	144	173	.454	6	10	17 3
Actual ACC Totals	204	578	440	.568	47	67	89	.429	2	5	9 1

Year-By-Year Participation (1954-2016)

YR.	NO.	TEAMS
1954	1	CU (VT)
1955	1	WF* (BC)
1956	1	DU (FS, ND)
1957	1	DU (FS, ND)
1958	1	CU (FS, ND)
1959	1	CU (FS, GT, ND, UP)
1960	1	NC (BC, ND)
1961	1	DU (BC, FS)
1962	1	WF (BC, FS)
1963	1	WF (BC, FS, ND)
1964	1	NC
1965	1	MD (FS, UP)
1966	1	NC (BC, FS)
1967	1	CU (BC, FS)
1968	1	ST (FS)
1969	1	NC (VT)
1970	1	MD (FS, ND)
1971	1	MD (GT, UM)
1972	1	VA (FS)
1973	1	ST (UM)
1974	1	ST (UM)
1975	2	CU, ST (FS, UM)
1976	1	CU (FS, UM, VT)
1977	2	CU, WF (UM, VT)
1978	2	CU, NC (FS, UM)
1979	1	CU (FS, UM)
1980	1	CU (FS, UM)
1981	1	CU (FS, UM)
1982	1	NC (FS, UM*)
1983	1	NC (FS, UM)
1984	1	NC (FS, UM)
1985	2	GT, VA (FS, UM*)
1986	2	GT, ST (FS, UM)
1987	3	CU, GT, ST (FS, UM)
1988	3	CU, GT, ST (FS, UM)
1989	3	CU, GT, NC (FS, UM, ND)
1990	4	CU, GT, NC, ST (FS, UM)
1991	3	CU, GT, ST (FS, UM)
1992	4	CU, FS, GT, ST (UM, ND)
1993	5	CU, FS, GT, NC, ST (UM, ND)
1994	4	CU, FS, GT, ST (UM, VT, ND)
1995	4	CU, FS, GT, NC (UM, UP)
1996	5	CU, FS, GT, ST, VA (UM, ND)
1997	4	CU, FS, GT, ST (UM, VT)
1998	6	CU, FS, GT, NC, ST, WF (UM)
1999	5	CU, FS, NC, ST, WF (UM*, VT, ND)
2000	5	CU, FS, GT, NC, WF (UM, VT, ND)
2001	4	CU, FS, GT, WF (UM*, ND)
2002	5	CU, FS, GT, NC, WF (UL, UM, ND)
2003	5	CU, FS, GT, NC, ST (UM, ND)
2004	6	CU, FS, GT, NC, ST, VA (UM, ND)
2005	7	CU, FS, GT, UM, NC, ST, VA (ND)
2006	7	CU, FS, GT, UM, NC, ST, VA (ND)
2007	7	CU, FS, UM, NC, ST, VA, WF (UL)
2008	6	FS, GT, UM, NC, ST, VA (UL)
2009	7	BC, CU, FS, GT, UM, NC, VA (UL)
2010	8	CU, FS, GT, UM, NC, ST, VA, VT (UL)
2011	7	CU, FS, GT, UM, NC, ST, VA (UL)
2012	7	CU, FS, GT, UM, NC, ST, VA (UL)
2013	8	CU, FS, GT, UM, NC, ST, VA, VT (UL)
2014	7	CU, FS, GT, MD, UM, NC, VA (UL)
2015	7	CU, FS, UL, UM, ST, ND, VA*
2016	10	BC, CU, DU, FS, GT, UL, UM, ST, VA, WF

Teams in parentheses denotes NCAA appearances prior to joining the ACC; **Bold** denotes CWS participant; *denotes National Champion

Year-By-Year Records (1954-2016)

Year	BC	CU	DU	FS	GT	UL	UM	NC	ST	ND	UP	VA	VT	WF	MD	ACC TOT	ACC PCT
1954	x	0-2	x	x	x	x	x	x	x	x	x	x	2-2	x	x	0-2	.000
1955	0-1	x	x	x	x	x	x	x	x	x	x	x	x	9-2	x	9-2	.818
1956	x	x	3-3	1-2	x	x	x	x	x	1-2	x	x	x	x	x	3-3	.500
1957	x	x	3-2	3-3	x	x	x	x	x	5-3	x	x	x	x	x	3-2	.600
1958	x	5-3	x	1-2	x	x	x	x	x	2-2	x	x	x	x	x	5-3	.625
1959	x	4-2	x	2-2	1-2	x	x	x	x	2-2	0-1	x	x	x	x	4-2	.667
1960	3-2	x	x	x	x	x	x	3-2	x	0-2	x	x	x	x	x	3-2	.600
1961	5-3	x	3-2	1-2	x	x	x	x	x	x	x	x	x	x	x	3-2	.600
1962	0-2	x	x	6-3	x	x	x	x	x	x	x	x	2-2	x	x	2-2	.500
1963	0-2	x	x	4-3	x	x	x	x	x	1-2	x	x	x	3-2	x	3-2	.600
1964	x	x	x	x	x	x	x	2-2	x	x	x	x	x	x	x	2-2	.500
1965	x	x	x	5-3	x	x	x	x	x	0-1	x	x	x	0-2	x	0-2	.000
1966	1-1	x	x	3-2	x	x	x	3-3	x	x	x	x	x	x	x	3-3	.500
1967	5-4	3-2	x	1-2	x	x	x	x	x	x	x	x	x	x	x	3-2	.600
1968	x	x	x	3-2	x	x	x	x	5-3	x	x	x	x	x	x	5-3	.625
1969	x	x	x	x	x	x	x	2-2	x	x	x	x	1-2	x	x	2-2	.500
1970	x	x	x	7-2	x	x	x	x	x	1-2	x	x	x	x	1-2	1-2	.333
1971	x	x	x	x	3-2	x	1-2	x	x	x	x	x	x	0-2	x	0-2	.000
1972	x	x	x	1-2	x	x	x	x	x	x	2-2	x	x	x	x	2-2	.500
1973	x	x	x	x	x	x	3-2	x	1-2	x	x	x	x	x	x	1-2	.333
1974	x	x	x	x	x	x	7-3	x	0-2	x	x	x	x	x	x	0-2	.000
1975	x	0-2	x	3-2	x	x	2-2	x	2-2	x	x	x	x	x	x	2-4	.333
1976	x	4-2	x	1-2	x	x	1-2	x	x	x	x	0-2	x	x	x	4-2	.667
1977	x	4-3	x	x	x	x	3-2	x	x	x	x	0-2	2-2	x	x	6-5	.545
1978	x	1-2	x	0-2	x	x	6-3	5-3	x	x	x	x	x	x	x	6-5	.545
1979	x	2-2	x	0-2	x	x	3-2	x	x	x	x	x	x	x	x	2-2	.500
1980	x	3-2	x	3-2	x	x	5-2	x	x	x	x	x	x	x	x	3-2	.600
1981	x	0-2	x	2-2	x	x	5-2	x	x	x	x	x	x	x	x	0-2	.000
1982	x	x	x	1-2	x	x	8-0	0-2	x	x	x	x	x	x	x	0-2	.000
1983	x	x	x	1-2	x	x	2-2	1-2	x	x	x	x	x	x	x	1-2	.333
1984	x	x	x	0-2	x	x	5-3	1-2	x	x	x	x	x	x	x	1-2	.333
1985	x	x	x	2-2	3-2	x	8-2	x	x	x	1-2	x	x	x	x	4-4	.500
1986	x	x	x	7-2	3-2	x	7-2	x	0-2	x	x	x	x	x	x	3-4	.429
1987	x	3-2	x	5-3	0-2	x	0-2	x	0-2	x	x	x	x	x	x	3-6	.333
1988	x	2-2	x	2-2	2-2	x	5-2	x	1-2	x	x	x	x	x	x	5-6	.455
1989	x	3-2	x	6-2	1-2	x	5-3	4-3	x	1-2	x	x	x	x	x	8-7	.533
1990	x	1-2	x	4-2	0-2	x	3-2	2-2	x	x	x	x	x	x	x	5-8	.385
1991	x	4-2	x	4-2	2-2	x	1-2	x	3-2	x	x	x	x	x	x	9-6	.600
1992	x	1-2	x	6-3	2-2	x	6-3	x	1-2	3-2	x	x	x	x	x	10-9	.526
1993	x	2-2	x	2-2	2-2	x	0-2	3-2	2-2	3-2	x	x	x	x	x	11-10	.524
1994	x	2-2	x	5-2	7-2	x	5-2	x	2-2	2-2	x	0-2	x	x	x	16-8	.667
1995	x	4-2	x	5-2	0-2	x	6-3	2-2	x	2-2	x	x	x	x	x	11-8	.579
1996	x	6-2	x	5-2	3-2	x	7-2	x	0-2	1-2	x	3-2	x	x	x	17-10	.630
1997	x	1-2	x	4-2	2-2	x	7-3	x	2-2	x	x	1-2	x	x	x	9-8	.529
1998	x	1-2	x	4-2	3-2	x	5-3	3-2	2-2	x	x	x	2-2	x	x	15-12	.556
1999	x	5-3	x	9-2	x	x	9-0	1-2	0-2	1-2	x	1-2	3-3	x	x	18-12	.600
2000	x	6-2	x	8-4	3-2	x	4-2	2-2	x	3-2	x	0-2	2-2	x	x	21-12	.636
2001	x	3-2	x	4-2	0-2	x	9-0	x	x	3-2	x	x	x	3-2	x	10-8	.556
2002	x	7-3	x	4-2	6-2	0-2	4-3	3-2	x	6-3	x	x	x	3-2	x	23-11	.676
2003	x	1-2	x	4-3	0-2	x	6-3	3-2	3-2	2-2	x	x	x	x	x	11-11	.500
2004	x	3-2	x	3-3	3-2	x	6-2	2-2	1-2	2-2	x	2-2	x	x	x	14-13	.519
2005	x	4-2	x	3-2	3-3	x	3-2	1-2	1-2	2-2	x	0-2	x	x	x	15-15	.500
2006	x	6-2	x	2-2	5-2	x	6-3	9-2	2-2	0-2	x	1-2	x	x	x	31-15	.674
2007	x	3-2	x	1-2	x	7-4	1-2	9-4	1-2	x	x	2-2	x	1-2	x	19-16	.576
2008	x	x	x	6-4	2-2	0-2	6-3	8-2	4-2	x	x	1-2	x	x	x	27-15	.643
2009	1-2	4-3	x	3-2	3-2	3-3	2-2	6-2	x	x	6-3	x	x	x	x	25-16	.610
2010	x	7-4	x	6-3	2-2	2-2	3-2	2-2	0-2	x	x	4-3	2-2	x	x	26-21	.553
2011	x	2-2	x	4-2	2-2	x	2-2	6-2	1-2	x	x	7-3	x	x	x	24-15	.615
2012	x	2-2	x	7-2	2-2	2-2	0-2	2-2	4-3	x	x	1-2	x	x	x	18-15	.545
2013	x	1-2	x	3-2	3-2	5-2	1-2	7-4	6-2	x	x	3-2	2-2	x	x	26-18	.591
2014	x	0-2	x	0-2	1-2	5-2	3-2	1-2	x	x	9-3	x	x	4-2	x	18-15	.545
2015	x	0-2	x	3-2	x	4-2	6-3	x	2-2	1-2	x	10-2	x	x	-	26-15	.634
2016	4-2	2-2	0-2	4-2	2-2	3-2	5-3	x	3-2	x	x	1-2	x	1-2	-	25-21	.543

BOLD denotes CWS participant; **BOLD Italics** denotes NCAA Champion; Below underline denotes member of ACC



College World Series

ALL-TIME RESULTS COLLEGE WORLD SERIES (1947-2015)

BOSTON COLLEGE EAGLES CWS Record: 6-8, 4 yrs

1953: 2-2 Record
 Boston College d. Houston.....4-1
 Michigan d. Boston College.....6-2
 Boston College d. Duke.....7-6 (11)
 Lafayette d. Boston College.....2-1 (12)

1960: 1-2 Record
 Boston College d. Northern Colorado.....8-3
 Southern Cal d. Boston College.....5-2
 Oklahoma State d. Boston College.....1-0

1961: 2-2 Record
 Boston College d. Western Michigan.....3-2
 Southern Cal d. Boston College.....10-3
 Boston College d. Duke.....4-3
 Southern Cal d. Boston College.....4-3 (10)

1967: 1-2 Record
 Boston College d. Rider.....3-1
 Arizona State d. Boston College.....8-1
 Houston d. Boston College.....3-2 (13)

CLEMSON TIGERS CWS Record: 12-24, 12 yrs

1958: 1-2 Record
 Clemson d. Arizona.....4-1
 Holy Cross d. Clemson.....17-4
 Western Michigan d. Clemson.....5-3

1959: 1-2 Record
 Arizona d. Clemson.....3-2 (12)
 Clemson d. Northern Colorado.....7-1
 Penn State d. Clemson.....7-0

1976: 1-2 Record
 Clemson d. Auburn.....9-4
 Eastern Michigan d. Clemson.....3-2 (10)
 Arizona d. Clemson.....10-6

1977: 1-2 Record
 Arizona State d. Clemson.....10-7
 Clemson d. Temple.....13-4
 Cal St. Los Angeles d. Clemson.....1-0

1980: 0-2 Record
 Miami d. Clemson.....13-5
 California d. Clemson.....6-4

1991: 0-2 Record
 Creighton d. Clemson.....8-4
 Long Beach State d. Clemson.....12-11

1995: 0-2 Record
 Tennessee d. Clemson.....3-1
 Stanford d. Clemson.....8-3

1996: 2-2 Record
 Miami d. Clemson.....7-3
 Clemson d. Oklahoma State.....8-5 (10)
 Clemson d. Alabama.....14-13
 Miami d. Clemson.....14-5

2000: 1-2 Record
 Clemson d. San Jose State.....10-6
 Stanford d. Clemson.....10-4
 Louisiana-Lafayette d. Clemson.....5-4

2002: 2-2 Record
 Clemson d. Nebraska.....11-10
 Clemson d. Georgia Tech.....9-7
 South Carolina d. Clemson.....12-4
 South Carolina d. Clemson.....10-2

2006: 1-2 Record
 Clemson d. Georgia Tech.....8-4
 North Carolina d. Clemson.....2-0
 Cal St. Fullerton d. Clemson.....7-6

2010: 2-2 Record
 Clemson d. Arizona State.....6-3
 Clemson d. Oklahoma.....6-4
 South Carolina d. Clemson.....5-1
 South Carolina d. Clemson.....4-3

DUKE BLUE DEVILS CWS Record: 3-6, 3 yrs

1952: 1-2 Record
 Duke d. Oregon State.....18-7
 Penn State d. Duke.....12-7
 Western Michigan d. Duke.....5-1

1953: 1-2 Record
 Texas d. Duke.....2-1
 Duke d. Colorado State.....3-2
 Boston College d. Duke.....7-6 (11)

1961: 1-2 Record
 Oklahoma State d. Duke.....3-2
 Duke d. Colorado State.....15-3
 Boston College d. Duke.....4-3

FLORIDA STATE SEMINOLES CWS Record: 28-42, 21 yrs

1957: 0-2 Record
 Penn State d. Florida State.....7-0
 Connecticut d. Florida State.....5-3

1962: 2-2 Record
 Florida State d. Santa Clara.....5-1
 Florida State d. Ithaca.....5-4
 Michigan d. Florida State.....10-7
 Santa Clara d. Florida State.....11-6

1963: 1-2 Record
 Florida State d. Western Michigan.....5-2
 Arizona d. Florida State.....4-3 (11)
 Southern Cal d. Florida State.....4-3

1965: 1-2 Record
 Ohio State d. Florida State.....2-1
 Florida State d. Texas.....3-2
 St. Louis d. Florida State.....5-3

1970: 4-2 Record
 Florida State d. Arizona.....4-0
 Florida State d. Dartmouth.....6-0
 Texas d. Florida State.....5-1
 Florida State d. Ohio.....2-0
 Florida State d. Texas.....11-2

Southern Cal d. Florida State.....2-1 (15)

1975: 0-2 Record
 Eastern Michigan d. Florida State.....2-1 (10)
 Seton Hall d. Florida State.....11-0

1980: 0-2 Record
 Hawaii d. Florida State.....7-6
 Arizona d. Florida State.....5-3

1986: 4-2 Record
 Florida State d. Indiana State.....5-3
 Florida State d. Miami.....7-2
 Arizona d. Florida State.....9-5
 Florida State d. Oklahoma State.....6-5
 Florida State d. Miami.....4-3

Arizona d. Florida State.....10-2

1987: 1-2 Record
 LSU d. Florida State.....6-2 (10)
 Florida State d. Arizona State.....3-0
 Texas d. Florida State.....6-4 (10)

1989: 2-2 Record
 Florida State d. North Carolina.....4-2
 Florida State d. Wichita State.....4-2
 Wichita State d. Florida State.....7-4
 Wichita State d. Florida State.....12-9

1991: 0-2 Record
 Fresno State d. Florida State.....6-3
 Florida State d. Florida State.....5-0

1992: 1-2 Record
 Cal St. Fullerton d. Florida State.....7-2
 Florida State d. California.....5-4
 Cal St. Fullerton d. Florida State.....6-0

1994: 1-2 Record
 Florida State d. Arizona.....6-3
 Georgia Tech d. Florida State.....12-4 (10)
 Cal St. Fullerton d. Florida State.....10-3

1995: 1-2 Record
 Florida State d. Oklahoma.....3-2
 Miami d. Florida State.....4-2
 Southern Cal d. Florida State.....16-11

1996: 1-2 Record

Florida d. Florida State.....5-2
 Florida State d. Wichita State.....8-4
 Florida d. Florida State.....6-3

1998: 0-2 Record
 Arizona State d. Florida State.....11-10
 Long Beach State d. Florida State.....7-4

1999: 4-2 Record
 Florida State d. Texas A&M.....7-3
 Stanford d. Florida State.....10-6
 Florida State d. Cal St. Fullerton.....7-2
 Florida State d. Stanford.....8-6
 Florida State d. Stanford.....14-11 (13)

Miami d. Florida State.....6-5

2000: 2-2 Record
 Southern Cal d. Florida State.....6-4
 Florida State d. Texas.....6-2
 Florida State d. Southern Cal.....3-2
 LSU d. Florida State.....6-3

2008: 0-2 Record
 Stanford d. Florida State.....16-5
 Miami d. Florida State.....7-5

2010: 1-2 Record
 TCU d. Florida State.....8-1
 Florida State d. Florida.....8-5
 TCU d. Florida State.....11-7

2012: 2-2 Record
 Arizona def. Florida State.....4-3 (12)
 Florida State def. Stony Brook.....12-2
 Florida State def. UCLA.....4-1
 Arizona def. Florida State.....10-3

GEORGIA TECH YELLOW JACKETS CWS Record: 4-5, 3 yrs

1994: 3-1 Record
 Georgia Tech d. Cal St. Fullerton.....2-0
 Georgia Tech d. Florida State.....12-4 (10)
 Georgia Tech d. Cal St. Fullerton.....3-2 (12)

Oklahoma d. Georgia Tech.....13-5

2002: 1-2 Record
 Georgia Tech d. South Carolina.....11-0
 Clemson d. Georgia Tech.....9-7
 South Carolina d. Georgia Tech.....9-5

2006: 0-2 Record
 Clemson d. Georgia Tech.....8-4
 Cal St. Fullerton d. Georgia Tech.....7-5

LOUISVILLE CARDINALS CWS Record: 1-6, 3 yrs

2007: 1-2 Record
 Rice d. Louisville.....15-10
 Louisville d. Mississippi State.....12-4
 North Carolina d. Louisville.....3-1

2013: 0-2 Record
 Indiana d. Louisville.....2-0
 Oregon State d. Louisville.....11-4

2014: 0-2 Record
 Vanderbilt d. Louisville.....5-3
 Texas d. Louisville.....4-1

MIAMI HURRICANES CWS Record: 48-40, 25 yrs

1974: 3-2 Record
 Miami d. Harvard.....4-1
 Miami d. Oklahoma.....5-1
 Miami d. Southern Cal.....7-3
 Southern Illinois d. Miami.....4-3

Southern Cal d. Miami.....7-3

1978: 2-2 Record
 Southern Cal d. Miami.....9-3
 Miami d. Baylor.....12-1
 Miami d. Oral Roberts.....5-3
 Arizona State d. Miami.....11-3

1979: 0-2 Record
 Arizona d. Miami.....5-1
 Pepperdine d. Miami.....9-3

1980: 2-2 Record

Miami d. Clemson.....13-5
 Miami d. Michigan.....3-2
 Hawaii d. Miami.....9-3
 California d. Miami.....4-3

1981: 1-2 Record
 Miami d. Maine.....6-1
 Oklahoma State d. Miami.....12-6
 Texas d. Miami.....5-4

1982: 5-0 Record - National Champions
 Miami d. Maine.....7-2
 Miami d. Wichita State.....4-3
 Miami d. Texas.....2-1
 Miami d. Maine.....10-4

Miami d. Wichita State.....9-3

1984: 1-2 Record
 Arizona State d. Miami.....9-6
 Miami d. Maine.....13-7
 Cal St. Fullerton d. Miami.....13-5

1985: 5-1 Record - National Champions
 Miami d. Stanford.....17-3
 Texas d. Miami.....8-4
 Miami d. Oklahoma State.....2-1
 Miami d. Mississippi State.....6-5
 Miami d. Texas.....2-1

Miami d. Texas.....10-6

1986: 3-2 Record
 Miami d. Oklahoma State.....6-2
 Florida State d. Miami.....7-2
 Miami d. LSU.....4-3
 Miami d. Arizona.....4-2
 Florida State d. Miami.....4-3

1988: 1-2 Record
 Cal St. Fullerton d. Miami.....9-3
 Miami d. Fresno State.....8-4 (12)
 Stanford d. Miami.....2-1

1989: 1-2 Record
 Miami d. LSU.....5-2
 Texas d. Miami.....12-2
 LSU d. Miami.....6-3

1992: 2-2 Record
 Miami d. California.....4-3 (12)
 Miami d. Cal St. Fullerton.....4-3
 Cal St. Fullerton d. Miami.....7-5
 Cal St. Fullerton d. Miami.....8-1

1994: 1-2 Record
 Arizona State d. Miami.....4-0
 Miami d. Auburn.....7-5
 Arizona State d. Miami.....9-5

1995: 2-2 Record
 Miami d. Southern Cal.....15-10
 Miami d. Florida State.....4-2
 Southern Cal d. Miami.....7-5
 Southern Cal d. Miami.....7-3

1996: 3-1 Record
 Miami d. Clemson.....7-3
 Miami d. Alabama.....15-1
 Miami d. Clemson.....14-5

LSU d. Miami.....9-8

1997: 2-2 Record
 Miami d. UCLA.....7-3 (12)
 Miami d. Alabama.....6-1
 Alabama d. Miami.....8-6
 Alabama d. Miami.....8-2

1998: 1-2 Record
 Miami d. Long Beach State.....3-1
 Arizona State d. Miami.....9-2
 Long Beach State d. Miami.....6-3

1999: 4-0 Record - National Champions
 Miami d. Rice.....8-4
 Miami d. Alabama.....8-1
 Miami d. Alabama.....5-2

Miami d. Florida State.....6-5

2001: 4-0 Record - National Champions
 Miami d. Tennessee.....21-13
 Miami d. Southern Cal.....4-3
 Miami d. Tennessee.....12-6

Miami d. Stanford.....12-1

2003: 1-2 Record
 Texas d. Miami.....13-2
 Miami d. Southwest Missouri State.....7-5



College World Series

Texas d. Miami.....	5-1
2004: 1-2 Record	
Miami d. LSU.....	9-5
Cal St. Fullerton d. Miami.....	6-3
South Carolina d. Miami.....	15-11
2006: 1-2 Record	
Miami d. Oregon State.....	11-1
Rice d. Miami.....	3-2
Oregon State d. Miami.....	8-1
2008: 1-2 Record	
Georgia d. Miami.....	7-4
Miami d. Florida State.....	7-5
Stanford d. Miami.....	8-3
2015: 1-2 Record	
Florida d. Miami.....	15-3
Miami d. Arkansas.....	4-3
Florida d. Miami.....	
2016: 0-2 Record	
Arizona d. Miami.....	5-1
UC Santa Barbara d. Miami.....	5-3

NORTH CAROLINA TAR HEELS

CWS Record: 17-21, 10 yrs

1960: 0-2 Record	
Minnesota d. North Carolina.....	8-3
Oklahoma State d. North Carolina.....	7-0
1966: 0-2 Record	
Southern Cal d. North Carolina.....	6-2
Oklahoma State d. North Carolina.....	5-1
1978: 2-2 Record	
Oral Roberts d. North Carolina.....	11-0
North Carolina d. St. John's.....	9-5
North Carolina d. Michigan.....	7-6
Southern Cal d. North Carolina.....	3-2
1989: 0-2 Record	
Florida State d. North Carolina.....	4-2
Arkansas d. North Carolina.....	7-3
2006: 4-2 Record	
North Carolina d. Cal St. Fullerton.....	7-5 (13)
North Carolina d. Clemson.....	2-0
North Carolina d. Cal St. Fullerton.....	6-5

Championship Series (Best of 3)

<i>North Carolina d. Oregon State.....</i>	<i>4-3</i>
<i>Oregon State d. North Carolina.....</i>	<i>11-7</i>
<i>Oregon State d. North Carolina.....</i>	<i>3-2</i>

2007: 4-3 Record

North Carolina d. Mississippi State.....	8-5
Rice d. North Carolina.....	14-4
North Carolina d. Louisville.....	3-1
North Carolina d. Rice.....	6-1
North Carolina d. Rice.....	7-4

Championship Series (Best of 3)

<i>Oregon State d. North Carolina.....</i>	<i>11-4</i>
<i>Oregon State d. North Carolina.....</i>	<i>9-3</i>

2008: 3-2 Record

North Carolina d. LSU.....	8-4
Fresno State d. North Carolina.....	5-3
North Carolina d. LSU.....	7-3
North Carolina d. Fresno State.....	4-3
Fresno State d. North Carolina.....	6-1

2009: 1-2 Record

Arizona State d. North Carolina.....	5-2 (10)
North Carolina d. Southern Mississippi.....	11-4
Arizona State d. North Carolina.....	12-5
2011: 1-2 Record	
Vanderbilt d. North Carolina.....	7-3
North Carolina d. Texas.....	3-0
Vanderbilt d. North Carolina.....	5-1
2013: 2-2 Record	
NC State d. North Carolina.....	8-1
North Carolina d. LSU.....	4-2

North Carolina d. NC State.....	7-0
UCLA d. North Carolina.....	4-1

NC STATE WOLFPACK

CWS Record: 3-4, 2 yrs

1968: 2-2 Record

NC State d. Southern Illinois.....	7-6
St. John's d. NC State.....	3-2 (12)
NC State d. Texas.....	6-5
Southern Cal d. NC State.....	2-0

2013: 1-2 Record

NC State d. North Carolina.....	8-1
UCLA d. NC State.....	2-1
North Carolina d. NC State.....	7-0

NOTRE DAME FIGHTING IRISH

CWS Record: 3-4, 2 yrs

1957: 2-2 Record

Iowa State d. Notre Dame.....	13-8 (10)
Notre Dame d. Colorado State.....	23-2
Notre Dame d. Texas.....	9-0
Penn State d. Notre Dame.....	5-4

2002: 1-2 Record

Stanford d. Notre Dame.....	4-3
Notre Dame d. Rice.....	5-3
Stanford d. Notre Dame.....	5-3

VIRGINIA CAVALIERS

CWS Record: 12-8, 4 yrs

2009: 1-2 Record

LSU d. Virginia.....	9-5
Virginia d. Cal State-Fullerton.....	7-5
Arkansas d. Virginia.....	4-3 (12)

2011: 2-2 Record

Virginia d. California.....	4-1
South Carolina d. Virginia.....	7-1
Virginia d. California.....	8-1
South Carolina d. Virginia.....	3-2 (13)

2014: 4-2 Record

Virginia d. Ole Miss.....	2-1
Virginia d. TCU.....	3-2 (15)
Virginia d. Ole Miss.....	4-1

Championship Series (Best of 3)

<i>Vanderbilt d. Virginia.....</i>	<i>9-8</i>
<i>Virginia d. Vanderbilt.....</i>	<i>7-2</i>
<i>Vanderbilt d. Virginia.....</i>	<i>3-2</i>

2015: 5-2 Record - National Champions

Virginia d. Arkansas.....	5-3
Virginia d. Florida.....	1-0
Florida d. Virginia.....	10-5
Virginia d. Florida.....	5-4

Championship Series (Best of 3)

<i>Vanderbilt d. Virginia.....</i>	<i>5-1</i>
<i>Virginia d. Vanderbilt.....</i>	<i>3-0</i>
<i>Virginia d. Vanderbilt.....</i>	<i>4-2</i>

WAKE FOREST DEMON DEACONS

CWS Record: 7-3, 2 yrs

1949: 2-2 Record

Wake Forest d. Southern Cal.....	2-1
Texas d. Wake Forest.....	8-1
Wake Forest d. Southern Cal.....	2-1 (12)
Texas d. Wake Forest.....	10-3

1955: 5-1 Record - NCAA Champion

Wake Forest d. Colgate.....	1-0
Wake Forest d. Northern Colorado.....	10-0
Western Michigan d. Wake Forest.....	9-0
Wake Forest d. Western Michigan.....	10-7
Wake Forest d. Oklahoma State.....	2-0
Wake Forest d. Western Michigan.....	7-6

Bold italics denotes national championship game

ALL-TIME COACHING RECORDS COLLEGE WORLD SERIES (1947-2015)

School (Coach)..... App... W... L Pct.

BOSTON COLLEGE	
John Tempoe (1953).....	1....2...2 .500
Ed Peligrini (1960, 61, 67).....	3....4...6 .400

CLEMSON

Bill Wilhelm.....	6....4 12 .250
(1958, 59, 76, 77, 80, 91)	
Jack Leggett.....	6....8 12 .400
(1995, 96, 00, 02, 06, 10)	

DUKE

Jack Coombs (1952).....	1....1...2 .333
Ace Parker (1953, 61).....	2....2...4 .333

FLORIDA STATE

Dan Litwhiler (1957, 62, 63).....	3....3...6 .333
Fred Hatfield (1965).....	1....1...2 .333
Jack Stallings (1970).....	1....4...2 .667
Woody Woodward (1975).....	1....0...2 .000
Mike Martin.....	15..20 30 .400
(1980, 86, 87, 89, 91, 92, 94, 95, 96, 98, 99, 00, 08, 10, 12)	

GEORGIA TECH

Danny Hall (1994, 02, 06).....	3....4...5 .444
--------------------------------	-----------------

LOUISVILLE

Dan McDonnell (2007, 13,14)3.....	1...6 .143
-----------------------------------	------------

MIAMI

Ron Fraser.....	12..26 21 .553
(1974, 78, 79, 80, 81, 82, 84, 85, 86, 88, 89, 92)	
Jim Morris.....	13..22 21 .512
(1994, 95, 96, 97, 98, 99, 01, 03, 04, 06, 08, 15, 16)	

NORTH CAROLINA

Walt Rabb (1960, 66).....	2....0...4 .000
Mike Roberts (1978, 89).....	2....2...4 .333
Mike Fox (2006-09, 11, 13).....	6..15 13 .536

NC STATE

Sam Esposito (1968).....	1....2...2 .500
Elliott Avent (2013).....	1....1...2 .333

NOTRE DAME

Jake Kline (1957).....	1....2...2 .500
Paul Mainieri (2002).....	1....1...2 .333

VIRGINIA

Brian O'Connor.....	4..12...8 .600
(2009, 11, 14, 15)	

WAKE FOREST

Taylor Sanford (1949, 55).....	2....7...3 .700
--------------------------------	-----------------

COACHING LEADERS BY CATEGORY

APPEARANCES

Mike Martin, Florida State.....	15
Jim Morris, Miami.....	13
Ron Fraser, Miami.....	12
Bill Wilhelm, Clemson.....	6
Jack Leggett, Clemson.....	6
Mike Fox, North Carolina.....	6

GAMES

Mike Martin Florida State.....	50
Ron Fraser, Miami.....	47
Jim Morris, Miami.....	43
Mike Fox North Carolina.....	28
Jack Leggett, Clemson.....	20
Bill Wilhelm, Clemson.....	16

WINNING PERCENTAGE (Min. 10 Games)

Taylor Sanford, Wake Forest.....	.700 (7-3)
Brian O'Connor, Virginia.....	.600 (12-8)
Ron Fraser, Miami.....	.553 (26-21)
Mike Fox, North Carolina.....	.536 (15-13)
Jim Morris, Miami.....	.512 (22-21)

VICTORIES

Ron Fraser, Miami.....	26
Jim Morris, Miami.....	22
Mike Martin, Florida State.....	20
Mike Fox, North Carolina.....	15
Brian O'Connor, Virginia.....	12



NCAA Tournament Results

1954 (0-2)

Clemson - District III - Clemson, S.C.
 Virginia Tech 11.....Clemson 10
 Virginia Tech 7.....Clemson 1
Va. Tech* - District III - Clemson, S.C.
 Virginia Tech 11.....Clemson 10
 Virginia Tech 7.....Clemson 10
 Rollins 3.....Virginia Tech 0
 Rollins 9.....Virginia Tech 3

Wake Forest - 1955 National Champs

1955 (8-2)

Wake Forest - District III - Morgantown, W. Va.
 Wake Forest 5.....West Virginia 1
 West Virginia 9.....Wake Forest 7
 Wake Forest 6.....West Virginia 5
 Wake Forest 4.....Rollins 0
 Wake Forest 6.....Rollins 2

College World Series

Wake Forest 1.....Colgate 0
 Wake Forest 10.....Colorado State 1
 Western Michigan 9.....Wake Forest 0
 Wake Forest 10.....Western Michigan 7
 Wake Forest 2.....Oklahoma A&M 0
 Wake Forest 7.....Western Michigan 6

Boston College* - District I - Springfield, Mass.

Springfield 4.....Boston College 3

1956 (3-3)

Duke - District III - Gastonia, N.C.
 Florida State 2.....Duke 1
 Duke 4.....Florida State 2
 Duke 7.....Florida State 6
 Duke 4.....Mississippi 2
 Mississippi 2.....Duke 6
 Mississippi 7.....Duke 1

Florida State* - District III - Gastonia, N.C.

Florida State 2.....Duke 1
 Duke 4.....Florida State 2
 Duke 7.....Florida State 6

Notre Dame* - District IV - Minneapolis, Minn.

Notre Dame 4.....Minnesota 3
 Minnesota 15.....Notre Dame 5
 Minnesota 10.....Notre Dame 1

1957 (3-2)

Duke - District III - Gastonia, N.C.
 Duke 9.....George Washington 5
 Florida State 3.....Duke 2
 Duke 21.....Georgia Teachers 2
 Duke 8.....Florida State 6
 Florida State 4.....Duke 1

Florida State* - District III - Gastonia, N.C.

Florida State 5.....Georgia Teachers 3
 Florida State 3.....Duke 2
 Duke 8.....Florida State 6
 Florida State 4.....Duke 1

Notre Dame* - District IV - Kalamazoo, Mich.

Notre Dame 18.....Alma 2
 Notre Dame 4.....Western Michigan 2
 Northwestern 9.....Notre Dame 2
 Notre Dame 6.....Northwestern 1

College World Series

Penn State 7.....Florida State 0
 Connecticut 5.....Florida State 3
 Iowa State 13.....Notre Dame 8 (10)
 Notre Dame 23.....Colorado State 2
 Notre Dame 9.....Texas 0
 Penn State 5.....Notre Dame 4

1958 (5-3)

Clemson - District III - Gastonia, N.C.
 Florida 8.....Clemson 6
 Clemson 4.....George Washington 2
 Clemson 8.....Florida State 5
 Clemson 15.....Florida 14
 Clemson 3.....Florida 1

Florida State* - District III - Gastonia, N.C.

Florida State 3.....George Washington 1
 Florida 2.....Florida State 1
 Clemson 8.....Florida State 5

Notre Dame* - District IV - Kalamazoo, Mich.

Valparaiso 2.....Notre Dame 0
 Notre Dame 11.....Minnesota 7
 Notre Dame 10.....Valparaiso 4
 Western Michigan 5.....Notre Dame 4

College World Series

Clemson 4.....Arizona 1
 Holy Cross 17.....Clemson 4
 Western Michigan 5.....Clemson 3

1959 (4-2)

Clemson - District III - Gastonia, N.C.
 Clemson 9.....Georgia Tech 6
 Clemson 24.....Florida State 2
 Clemson 5.....Florida State 0

Florida State* - District III - Gastonia, N.C.

Florida State 3.....George Washington 2
 Clemson 24.....Florida State 2
 Florida State 16.....Georgia Tech 9
 Clemson 5.....Florida State 0

Georgia Tech* - District III - Gastonia, N.C.

Clemson 9.....Georgia Tech 6
 Georgia Tech 7.....George Washington 2
 Florida State 16.....Georgia Tech 9

Notre Dame* - District IV - Notre Dame, Ind.

Notre Dame 10.....Detroit 0
 Notre Dame 12.....Minnesota 4
 Western Michigan 2.....Notre Dame 0
 Western Michigan 9.....Notre Dame 6

Pitt* - District II, University Park, Pa.

Ithaca 4.....Pitt 3 (11)

College World Series

Arizona 3.....Clemson 2 (12)
 Clemson 7.....Colorado State 1
 Penn State 7.....Clemson 0

1960 (3-2)

Boston College* - District I - Springfield, Mass.
 Boston College 2.....Connecticut 1
 Boston College 5.....Holy Cross 4

North Carolina - District III - Gastonia, N.C.

North Carolina 2.....Florida Southern 1
 North Carolina 13.....The Citadel 1
 North Carolina 7.....Florida 5

Notre Dame* - District IV - Minneapolis, Minn.

Minnesota 15.....Notre Dame 6
 Ohio 5.....Notre Dame 4

College World Series

Boston College 8.....Northern Colorado 3
 USC 5.....Boston College 2
 Oklahoma State 1.....Boston College 0
 Minnesota 8.....North Carolina 3
 Oklahoma State 7.....North Carolina 0

1961 (3-2)

Boston College* - District I - Springfield, Mass.
 Boston College 11.....Springfield 8
 Boston College 4.....Connecticut 1
 Connecticut 3.....Boston College 2
 Boston College 14.....Connecticut 4

Duke - District III - Gastonia, N.C.

Duke 7.....Florida State 2
 Duke 7.....West Virginia 3

Florida State* - District III - Gastonia, N.C.

Florida State 3.....West Virginia 1
 Duke 7.....Florida State 2
 West Virginia 4.....Florida State 3

College World Series

Boston College 3.....Western Michigan 2
 USC 10.....Boston College 3
 Boston College 4.....Duke 3 (10)
 USC 4.....Boston College 3
 Oklahoma State 3.....Duke 2
 Duke 15.....Colorado State 3
 Boston College 4.....Duke 3 (10)

1962 (2-2)

Boston College* - District I - Springfield, Mass.
 Vermont 3.....Boston College 2
 Bridgeport 4.....Boston College 3
Florida State* - District III - Gastonia, N.C.
 Florida 1.....Florida State 0
 Florida State 6.....West Virginia 5
 Florida State 3.....Florida 1
 Florida State 10.....Wake Forest 8
 Florida State 3.....Wake Forest 2

Wake Forest - District III - Gastonia, N.C.

Wake Forest 8.....West Virginia 3
 Wake Forest 7.....Florida 1
 Florida State 10.....Wake Forest 8
 Florida State 3.....Wake Forest 2

College World Series

Florida State 5.....Santa Clara 1
 Florida State 5.....Ithaca 4
 Michigan 10.....Florida State 7
 Santa Clara 11.....Florida State 6

1963 (3-2)

Boston College* - District I - Newton, Mass.
 Holy Cross 4.....Boston College 0
 Holy Cross 7.....Boston College 4

Florida State* - District III - Gastonia, N.C.

Florida State 4.....Auburn 3
 Florida State 12.....Wake Forest 4
 Wake Forest 6.....Florida State 5
 Florida State 11.....Wake Forest 5

Notre Dame* - District IV - Champaign, Ill.

Western Michigan 2.....Notre Dame 1
 Notre Dame 5.....Valparaiso 2
 Illinois 4.....Notre Dame 0

College World Series

Florida State 5.....Western Michigan 2
 Arizona 4.....Florida State 3
 Southern Cal 4.....Florida State 3

Wake Forest - District III - Gastonia, N.C.

Wake Forest 4.....West Virginia 3
 Florida State 12.....Wake Forest 4
 Wake Forest 12.....West Virginia 8
 Wake Forest 6.....Florida State 5
 Florida State 11.....Wake Forest 5

1964 (2-2)

North Carolina - District III - Gastonia, N.C.
 North Carolina 8.....East Carolina 0
 Mississippi 4.....North Carolina 3
 North Carolina 13.....East Carolina 2
 Mississippi 13.....North Carolina 1

1965 (0-2)

Florida State* - District III - Gastonia, N.C.
 Mississippi State 6.....Florida State 3
 Florida State 7.....Maryland 3
 Florida State 6.....Mississippi State 2
 Florida State 2.....Furman 1
 Florida State 7.....Furman 5

Maryland - District III - Gastonia, N.C.

Furman 4.....Maryland 3
 Florida State 7.....Maryland 3

Pitt* - District II - Princeton, N.J.

Lafayette 4.....Pitt 3

College World Series

Ohio State 2.....Florida State 1
 Florida State 3.....Texas 2
 St. Louis 5.....Florida State 3

1966 (3-3)

Boston College* - District I - Boston, Mass.
 Boston College 8.....UMass-Amherst 5
 Northeastern 10.....Boston College 2

North Carolina - District III - Gastonia, N.C.

North Carolina 7.....East Carolina 1
 North Carolina 5.....Mississippi State 0
 Florida State 6.....North Carolina 5
 North Carolina 6.....Florida State 4

Florida State* - District III - Gastonia, N.C.

Mississippi 4.....Florida State 3
 Florida State 6.....East Carolina 3
 Florida State 7.....Mississippi State 0
 Florida State 6.....North Carolina 5
 North Carolina 6.....Florida State 4

College World Series

Southern Cal 6.....North Carolina 2
 Oklahoma State 5.....North Carolina 1

1967 (3-2)

Boston College* - District I - Amherst, Mass.
 Boston College 4.....Dartmouth 3
 Dartmouth 9.....Boston College 8
 Boston College 15.....Dartmouth 13
 Boston College 4.....UMass-Amherst 1
 UMass-Amherst 6.....Boston College 5 (11)
 Boston College 7.....UMass-Amherst 6 (12)

Clemson - District III - Gastonia, N.C.

Florida State 5.....Clemson 3
 Clemson 5.....West Virginia 0
 Clemson 6.....Florida State 4
 Clemson 3.....Auburn 2
 Auburn 6.....Clemson 5 (13)

Florida State* - District III - Gastonia, N.C.

Florida State 5.....Clemson 3
 Auburn 13.....Florida State 3
 Clemson 6.....Florida State 4

College World Series

Boston College 3.....Rider 1
 Arizona State 8.....Boston College 1
 Houston 3.....Boston College 2 (13)

1968 (5-3)

Florida State* - District III - Gastonia, N.C.
 East Carolina 2.....Florida State 1



NCAA Tournament Results

Florida State 6 Alabama 1
 Florida State 3 East Carolina 2
 Florida State 15 NC State 12
 NC State 4 Florida State 1

NC State - District III - Gastonia, N.C.

NC State 3 Alabama 1
 NC State 7 East Carolina 5
 Florida State 15 NC State 12
 NC State 4 Florida State 1

College World Series

NC State 7 Southern Illinois 6
 St. John's 3 NC State 2
 NC State 6 Texas 5
 Southern Cal 2 NC State 0

1969 (2-2)

North Carolina - District III - Gastonia, N.C.
 North Carolina 3 Furman 0
 Mississippi 6 North Carolina 5
 North Carolina 5 Virginia Tech 1
 Mississippi 5 North Carolina 2

Virginia Tech* - District III - Gastonia, N.C.

Mississippi 7 Virginia Tech 6
 Virginia Tech 6 Furman 3
 North Carolina 5 Virginia Tech 1

1970 (1-2)

Florida State* - District III - Gastonia, N.C.
 Florida State 2 East Carolina 0
 Florida State 10 Maryland 1
 Florida State 5 Mississippi State 4

Maryland - District III - Gastonia, N.C.

Maryland 3 Mississippi State 2
 Florida State 10 Maryland 1
 Mississippi 8 Maryland 4

Notre Dame* - District IV - Columbus, Ohio

Southern Illinois 10 Notre Dame 2
 Notre Dame 6 Minnesota 2
 Southern Illinois 1 Notre Dame 0

College World Series

Florida State 4 Arizona 0
 Florida State 6 Dartmouth 0
 Texas 5 Florida State 1
 Florida State 2 Ohio 0
 Florida State 11 Texas 2
 Southern Cal 2 Florida State 1

1971 (0-2)

Georgia Tech* - District III - Gastonia, N.C.
 Miami 4 Georgia Tech 3
 Georgia Tech 9 Maryland 4
 Georgia Tech 5 Miami 3
 Georgia Tech 20 Mississippi State 8
 Mississippi State 5 Georgia Tech 2

Maryland - District III - Gastonia, N.C.

Mississippi State 2 Maryland 1
 Georgia Tech 9 Maryland 4

Miami* - District III - Gastonia, N.C.

Miami 4 Georgia Tech 3
 Mississippi State 7 Miami 3
 Georgia Tech 5 Miami 3

1972 (2-2)

Florida State* - District III - Gastonia, N.C.
 South Alabama 6 Florida State 5
 Florida State 10 Richmond 5
 Mississippi 8 Florida State 3

Virginia - District III - Gastonia, N.C.

Virginia 18 Richmond 2
 Virginia 9 Mississippi 3
 South Alabama 5 Virginia 3
 Mississippi 9 Virginia 0

1973 (1-2)

Miami* - District III - Starkville, Miss.
 Miami 5 South Alabama 3
 Georgia Southern 1 Miami 0
 Miami 13 Appalachian State 6
 Miami 6 Vanderbilt 5
 Georgia Southern 4 Miami 1

NC State - District III - Starkville, Miss.

NC State 5 Appalachian State 1
 Vanderbilt 4 NC State 2 13
 Appalachian State 4 NC State 3 10

1974 (0-2)

Miami* - District III - Starkville, Miss.
 Miami 2 Georgia Southern 1
 Miami 7 Vanderbilt 1
 Miami 5 South Carolina 0
 South Carolina 3 Miami 1
 Miami 2 South Carolina 1

NC State - District III - Starkville, Miss.

South Carolina 9 NC State 0
 Georgia Southern 8 NC State 1

College World Series

Miami 4 Harvard 1
 Miami 5 Oklahoma 1
 Miami 7 Southern Cal 3
 Southern Illinois 4 Miami 3
 Southern Cal 7 Miami 3

1975 (2-4)

Clemson - Midwest Regional - Ypsilanti, Mich.
 Eastern Michigan 5 Clemson 3
 Penn State 5 Clemson 4
Florida State* - South Regional - Starkville, Miss.
 Florida State 1 Miami 0
 Florida State 4 LSU 2
 Florida State 6 Miami 5

Miami* - South Regional - Starkville, Miss.

Florida State 1 Miami 0
 Miami 8 Murray State 7
 Miami 8 LSU 1
 Florida State 6 Miami 5

NC State - Atlantic Regional - Columbia, S.C.

Temple 4 NC State 3
 NC State 16 The Citadel 3
 NC State 4 Temple 2
 South Carolina 4 NC State 3

College World Series

Eastern Michigan 2 Florida State 1
 Seton Hall 11 Florida State 0

1976 (4-2)

Clemson - Atlantic Regional - Columbia, S.C.
 Clemson 13 Furman 2
 Clemson 10 South Carolina 4
 Clemson 6 Furman 2

Florida State* - South Regional - Tallahassee, Fla.

Florida State 6 Jacksonville 1
 Auburn 2 Florida State 1
 Jacksonville 9 Florida State 7

Miami* - S. Central Regional - Arlington, Texas

Oklahoma 11 Miami 3
 Miami 6 Lamar 0
 Miami 5 Texas 0

Va. Tech* - Atlantic Regional - Columbia, S.C.

South Carolina 7 Virginia Tech 6 (10)
 Furman 5 Virginia Tech 4

College World Series

Clemson 9 Auburn 4
 Eastern Michigan 3 Clemson 2 (10)
 Arizona 10 Clemson 6

1977 (6-5)

Clemson - South Regional - Coral Gables, Fla.
 Clemson 8 Mississippi 7
 Clemson 7 Miami 3
 Miami 10 Clemson 3
 Clemson 10 Miami 9

Miami* - South Regional - Coral Gables, Fla.

Miami 6 Morehead State 1
 Miami 5 Mississippi 2
 Clemson 7 Miami 3
 Miami 10 Clemson 3
 Clemson 10 Miami 9

Va. Tech* - Midwest Regional - Minneapolis, Minn.

Central Michigan 2 Virginia Tech 1
 Florida 9 Virginia Tech 4

Wake Forest - Atlantic Regional - Columbia, S.C.

Wake Forest 6 East Carolina 3
 Wake Forest 9 South Alabama 6
 South Carolina 5 Wake Forest 2
 South Carolina 6 Wake Forest 1

College World Series

Arizona State 10 Clemson 7
 Clemson 13 Temple 4
 Cal State LA 1 Clemson 0

1978 (6-5)

Clemson - Atlantic Regional - Coral Gables, Fla.
 Clemson 8 Miami 6
 Marshall 9 Clemson 3
 Miami 7 Clemson 5

Florida St.* - Atlantic Regional - Coral Gables, Fla.

Marshall 4 Florida State 0
 Miami 7 Florida State 2

Miami* - Atlantic Regional - Coral Gables, Fla.

Clemson 8 Miami 6
 Miami 7 Florida State 2
 Miami 7 Clemson 5
 Miami 6 Marshall 0
 Miami 5 Marshall 1

North Carolina - South Regional - Auburn, Ala.

North Carolina 15 East Tennessee State 1
 North Carolina 3 Auburn 2
 Memphis State 8 North Carolina 6
 North Carolina 11 Memphis State 9

College World Series

Southern Cal 9 Miami 3
 Oral Roberts 11 North Carolina 0
 Miami 12 Baylor 1
 Miami 5 Oral Roberts 3
 North Carolina 9 St. John's 5
 North Carolina 7 Michigan 6
 Arizona State 11 Miami 3
 Southern Cal 3 North Carolina 2

1979 (2-2)

Clemson - Atlantic Regional - Coral Gables, Fla.
 Clemson 8 Georgia Southern 4
 Miami 2 Clemson 1
 Clemson 2 Georgia Southern 0
 Miami 4 Clemson 1

Florida St.* - East Regional - Tallahassee, Fla.

Florida 9 Florida State 5
 Delaware 7 Florida State 6

Miami* - Atlantic Regional - Coral Gables, Fla.

Miami 3 The Citadel 1 (16)
 Miami 2 Clemson 1
 Miami 4 Clemson 1

College World Series

Arizona 5 Miami 1
 Pepperdine 9 Miami 3

1980 (3-2)

Clemson - Atlantic Regional - Clemson, S.C.
 Clemson 22 East Carolina 4
 Clemson 6 South Carolina 2
 Clemson 17 South Carolina 12

Florida St.* - South Regional - Tallahassee, Fla.

New Orleans 8 Florida State 10
 Florida State 19 Western Kentucky 7
 Florida State 10 Western Kentucky 5

Miami* - East Regional - Coral Gables, Fla.

Miami 15 South Alabama 6
 Miami 10 James Madison 3
 Miami 10 Delaware 1

College World Series

Hawai'i 7 Florida State 6
 Miami 13 Clemson 5
 Arizona 5 Florida State 3
 California 6 Clemson 4
 Miami 3 Michigan 2
 Hawai'i 9 Miami 3
 California 4 Miami 3

1981 (0-2)

Clemson - Atlantic Regional - Clemson, S.C.
 Wichita State 7 Clemson 2
 East Tennessee State 2 Clemson 1

Florida St.* - South Regional - Coral Gables, Fla.

Florida State 5 Florida 1
 Florida State 9 Minnesota 5
 Miami 14 Florida State 6
 Florida 5 Florida State 4

Miami* - South Regional - Coral Gables, Fla.

Miami 12 Minnesota 0
 Miami 2 Middle Tennessee State 0
 Miami 14 Florida State 6
 Miami 8 Florida 6

College World Series

Miami 6 Maine 1
 Oklahoma State 12 Miami 6
 Texas 5 Miami 4

Miami - 1982 National Champs

1982 (0-2)

Miami* - Atlantic Regional - Coral Gables, Fla.
Miami 18 Stetson 2
 Miami 9 South Florida 4
 Miami 15 Stetson 3

Florida St.* - Central Regional - Austin, Texas

Eastern Michigan 7 Florida State 2
 Florida State 8 Ohio State 3
 Oklahoma 6 Florida State 5

N. Carolina - East Regional - Columbia, S.C.

The Citadel 9 North Carolina 4
 East Carolina 1 North Carolina 0



NCAA Tournament Results

College World Series

Miami 7 Maine 2
 Miami 4 Wichita State 3
 Miami 2 Texas 1
 Miami 10 Maine 4
 Miami 9 Wichita State 3

1983 (1-2)

Florida St.* - South Regional - Tallahassee, Fla.
 Florida State 8 South Alabama 2
 Alabama 7 Florida State 5
 Miami 10 Florida State 5

Miami* - South Regional - Tallahassee, Fla.

Alabama 6 Miami 4
 Miami 14 South Alabama 5
 Miami 10 Florida State 5
 Alabama 11 Miami 9

N. Carolina - East Regional - Chapel Hill, N.C.

North Carolina 11 William & Mary 0
 The Citadel 5 North Carolina 3
 Delaware 6 North Carolina 5

1984 (1-2)

Florida St.* - South Regional - Tallahassee, Fla.
 Stetson 10 Florida State 7
 East Carolina 7 Florida State 4

Miami* - South Regional - Tallahassee, Fla.

Miami 6 Florida 5
 Miami 13 Stetson 8
 Miami 6 East Carolina 4
 South Alabama 6 Miami 4
 Miami 10 South Alabama 2

N. Carolina - South II Regional - Starkville, Miss.

North Carolina 4 Eastern Kentucky 3
 South Carolina 5 North Carolina 4
 New Orleans 13 North Carolina 6

College World Series

Arizona State 9 Miami 6
 Miami 13 Maine 7
 Cal State Fullerton 13 Miami 5

Miami - 1985 National Champs

1985 (4-4)

Miami* - Atlantic Regional - Coral Gables, Fla.
 Miami 22 Princeton 6
 Miami 11 Virginia 6
 Florida 8 Miami 1
 Miami 12 Florida 9

Florida St.* - South II Regional - Tallahassee, Fla.

Florida State 11 George Mason 0
 Florida State 9 Georgia Tech 1
 Arkansas 7 Florida State 6
 Georgia Tech 8 Florida State 3

Ga. Tech - South II Regional - Tallahassee, Fla.

Georgia Tech 7 Central Michigan 6
 Florida State 9 Georgia Tech 1
 Georgia Tech 14 Eastern Kentucky 13
 Georgia Tech 8 Florida State 3
 Arkansas 7 Georgia Tech 5

Virginia - Atlantic Regional - Coral Gables, Fla.

Virginia 14 Florida 1
 Miami 6 Virginia 6
 Florida 15 Virginia 2

College World Series

Miami 17 Stanford 3
 Texas 8 Miami 4

Miami 2 Oklahoma State 1
 Miami 6 Mississippi State 5
 Miami 2 Texas 1
 Miami 10 Texas 6

1986 (3-4)

Florida St.* - South II Regional - Tallahassee, Fla.
 Florida State 10 NC State 6
 Florida State 12 Texas A&M 9
 Florida State 11 South Florida 7

Ga. Tech - Atlantic Regional - Coral Gables, Fla.

Georgia Tech 9 Navy 8 (14)
 Georgia Tech 8 Western Carolina 7 (11)
 Miami 7 Georgia Tech 6 (10)
 Georgia Tech 12 Alabama 6
 Miami 15 Georgia Tech 9 (10)

Miami* - Atlantic Regional - Coral Gables, Fla.

Miami 10 Western Carolina 8
 Miami 7 South Carolina 5
 Miami 7 Georgia Tech 6 (10)
 Miami 15 Georgia Tech 9 (10)

NC State - South II Regional - Tallahassee, Fla.

Florida State 10 NC State 6
 South Florida 12 NC State 4

College World Series

Miami 6 Oklahoma State 2
 Florida State 5 Indiana State 3
 Florida State 7 Miami 2
 Miami 4 LSU 3
 Florida State 4 Miami 3
 Arizona 9 Florida State 5
 Florida State 6 Oklahoma State 5
 Miami 4 Arizona 3
 Florida State 4 Miami 3
 Arizona 10 Florida State 2

1987 (3-6)

Clemson - South I Regional - Huntsville, Ala.
 Clemson 8 West Virginia 0
 Clemson 6 Seton Hall 3
 Arkansas 6 Clemson 5
 Clemson 6 Auburn 3
 Arkansas 4 Clemson 2

Florida St.* - Atlantic Regional - Tallahassee, Fla.

Florida State 10 East Carolina 5
 Florida State 5 Miami 2
 Florida State 12 South Alabama 3
 South Alabama 6 Florida State 3
 Florida State 9 South Alabama 2

Ga. Tech - Northeast Regional - Atlanta, Ga.

Rider 8 Georgia Tech 5
 Georgia 5 Georgia Tech 1

Miami* - Atlantic Regional - Tallahassee, Fla.

Georgia Southern 11 Miami 6
 Florida State 5 Miami 2

NC State - Midwest Regional - Starkville, Miss.

Mississippi State 10 NC State 6
 Oklahoma State 8 NC State 6

College World Series

Florida State 2 LSU 6 (10)
 Florida State 3 Arizona State 0
 Texas 6 Florida State 4 (10)

1988 (5-6)

Clemson - Northeast Regional - New Britain, Conn.
 Clemson 3 Fordham 2
 Rutgers 6 Clemson 1
 Clemson 11 St. John's 1
 Kentucky 8 Clemson 7

Florida St.* - East Regional - Tallahassee, Fla.

Florida State 10 Stetson 3
 Florida State 8 Tulane 6
 Florida 9 Florida State 3
 Stetson 7 Florida State 2

Ga. Tech - Atlantic Regional - Coral Gables, Fla.

Georgia Tech 9 VCU 7
 Georgia Tech 7 South Carolina 6
 Miami 4 Georgia Tech 2
 South Carolina 5 Georgia Tech 0

Miami* - Atlantic Regional - Coral Gables, Fla.

Miami 4 Towson State 0
 Miami 18 James Madison 8
 Miami 4 Georgia Tech 2
 Miami 10 South Carolina 3

NC State - East Regional - Tallahassee, Fla.

Tulane 1 NC State 0
 NC State 13 Florida 3
 Stetson 4 NC State 1

College World Series

Cal State Fullerton 6 Miami 3
 Miami 8 Fresno State 4
 Stanford 2 Miami 1

1989 (8-7)

Clemson - Atlantic Regional - Tallahassee, Fla.

Clemson 6 Stetson 2
 Auburn 14 Clemson 7
 Clemson 13 Stetson 5
 Clemson 11 Auburn 1
 Florida State 8 Clemson 1

Florida St.* - Atlantic Regional - Tallahassee, Fla.

Florida State 13 Rider 7
 Florida State 8 South Florida 1
 Florida State 7 Auburn 6
 Florida State 8 Clemson 1

Ga. Tech - East Regional - Gainesville, Fla.

Central Florida 6 Georgia Tech 4
 Georgia Tech 9 Miami 7
 Villanova 18 Georgia Tech 16

Miami* - East Regional - Gainesville, Fla.

Miami 3 Villanova 1
 Georgia Tech 9 Miami 7
 Miami 9 Florida 1
 Miami 10 UCF 1
 Miami 4 Villanova 1

N. Carolina - South Regional - Starkville, Miss.

North Carolina 8 Nicholls State 4
 North Carolina 8 Jacksonville 3
 North Carolina 2 Mississippi State 1
 Mississippi State 6 North Carolina 0
 North Carolina 7 Mississippi State 1

Notre Dame* - West II Regional - Fresno, Calif.

Fresno State 9 Notre Dame 8
 Notre Dame 8 Portland 6 (13)
 Fresno State 11 Notre Dame 4

College World Series

Florida State 4 North Carolina 2
 Miami 5 LSU 2
 Arkansas 7 North Carolina 3
 Florida State 4 Wichita State 2
 Texas 12 Miami 2
 LSU 6 Miami 3
 Wichita State 7 Florida State 4
 Wichita State 12 Florida State 9

1990 (5-8)

Clemson - Central Regional - Austin, Texas

Creighton 9 Clemson 6
 Clemson 8 UT-Arlington
 Creighton 4 Clemson 3

Florida St.* - South II Regional - Starkville, Miss.

Florida State 7 Lafayette 2
 Florida State 4 Central Michigan 2
 Mississippi State 11 Florida State 8
 Florida State 6 Illinois 4
 Florida State 11 Mississippi State 9
 Mississippi State 4 Florida State 3

Ga. Tech - South Regional - Baton Rouge, La.

Houston 4 Georgia Tech 2
 Louisiana State 11 Georgia Tech 5
 Miami* - Atlantic Regional - Coral Gables, Fla.
 Miami 4 Stetson 3
 Miami 5 South Florida 2
 The Citadel 6 Miami 2
 Miami 6 NC State 1
 The Citadel 4 Miami 1

N. Carolina - Northeast Regional - Waterbury, Conn.

North Carolina 3 Rutgers 2
 North Carolina 5 Iowa 3
 Georgia 5 North Carolina 4
 Rutgers 9 North Carolina 7

NC State - Atlantic Regional - Coral Gables, Fla.

The Citadel 11 NC State 3
 NC State 13 Stetson 2
 NC State 8 East Carolina 1
 Miami 6 NC State 1

1991 (9-6)

Clemson - Northeast Regional - Orono, Maine

Clemson 13 Princeton 5
 Clemson 8 Villanova 3
 Clemson 10 Mississippi State 9
 Clemson 13 Maine 5

Florida St.* - Atlantic Regional - Tallahassee, Fla.

Florida State 6 Coastal Carolina 0
 Florida State 6 Florida International 3
 Florida State 5 Alabama 2
 Florida State 6 Alabama 5

Ga. Tech - Atlantic Regional - Tallahassee, Fla.

St. John's 5 Georgia Tech 4
 Georgia Tech 11 Coastal Carolina 7
 Georgia Tech 5 St. John's 4
 Alabama 8 Georgia Tech 4

Miami* - West II Regional - Fresno, Calif.

Miami 13 Portland 1
 Cal State Northridge 13 Miami 6
 Stanford 15 Miami 7

NC State - East Regional - Gainesville, Fla.

NC State 11 Ohio University 5
 NC State 3 Missouri 1
 Florida 9 NC State 4
 NC State 8 Missouri 5
 Florida 3 NC State 2

College World Series

Fresno State 6 Florida State 3
 Creighton 8 Clemson 4
 Florida 5 Florida State 0
 Long Beach State 12 Clemson 11

1992 (10-9)

Clemson - Midwest Regional - Starkville, Miss.

Clemson 8 Yale 4
 UCLA 6 Clemson 5



NCAA Tournament Results

Oklahoma 7 Clemson 6

Florida St. - South II Regional - Tallahassee, Fla.
 Western Carolina 1 Florida State 0
 Florida State 2 Stetson 0
 Florida State 4 Kent State 2
 Florida State 9 Stanford 4
 Florida State 4 Western Carolina 3
 Florida State 18 Western Carolina 3

Georgia Tech - East Regional - Gainesville, Fla.
 Georgia Tech 5 George Mason 4
 Georgia Tech 3 Texas A&M 2
 Texas A&M 7 Georgia Tech 5
 California 3 Georgia Tech 2

Miami* - Atlantic Regional - Coral Gables, Fla.
 Miami 3 UMBC 1
 Notre Dame 6 Miami 3
 Miami 5 NC State 4
 Miami 17 South Carolina 2
 Miami 5 Notre Dame 1

NC State - Atlantic Regional - Coral Gables, Fla.
 NC State 6 Delaware 2
 South Carolina 9 NC State 6
 Miami 5 NC State 4

Notre Dame* - Atlantic Regional - Coral Gables, Fla.
 South Carolina 5 Notre Dame 1
 Notre Dame 6 Miami 3
 Notre Dame 12 Delaware 6
 Notre Dame 11 South Carolina 2
 Miami 5 Notre Dame 1

College World Series

Miami 4 California 3 (13)
 Cal State Fullerton 7 Florida State 2
 Florida State 5 California 4
 Miami 4 Cal State Fullerton 3
 Cal State Fullerton 6 Florida State 0
 Cal State Fullerton 7 Miami 5
 Cal State Fullerton 8 Miami 1

1993 (11-10)

Clemson - Midwest Regional - Knoxville, Tenn.
 Clemson 7 Rutgers 3
 Clemson 10 Fresno State 3
 Fresno State 11 Clemson 4
 Kansas 9 Clemson 1

Florida St. - East Regional - Tallahassee, Fla.
 Florida State 4 South Florida 2
 Florida State 7 Notre Dame 3 10
 Long Beach State 4 Florida State 1
 Notre Dame 4 Florida State 3

Ga. Tech - Atlantic Regional - Atlanta, Ga.
 Georgia Tech 4 Liberty 1
 Ohio State 7 Georgia Tech 4
 Georgia Tech 12 South Carolina 0
 Wichita State 5 Georgia Tech 4 (10)

Miami* - South Regional - Baton Rouge, La.
 South Alabama 7 Miami 3
 Western Carolina 10 Miami 5

N. Carolina - Central I Regional - College Station, Texas
 Hawaii 9 North Carolina 8
 North Carolina 11 Yale 6
 North Carolina 10 Hawai'i 8
 North Carolina 8 UCLA 5
 Texas A&M 14 North Carolina 2

NC State - Midwest Regional - Stillwater, Okla.
 NC State 12 Fordham 4
 Arizona 5 NC State 2
 NC State 13 Auburn 2

Oklahoma State 8 NC State 3

Notre Dame* - East Regional - Tallahassee, Fla.
 Notre Dame 15 Mississippi State 1
 Florida State 7 Notre Dame 3 (10)
 Notre Dame 12 Central Florida 3
 Notre Dame 4 Florida State 3
 Long Beach State 13 Notre Dame 3

1994 (16-8)

Clemson - East Regional - Clemson, S.C.
 Clemson 5 The Citadel 1
 Notre Dame 8 Clemson 1
 Clemson 6 Old Dominion 1
 Auburn 11 Clemson 5

Florida St. - Atlantic II Regional - Tallahassee, Fla.
 Florida State 8 Central Michigan 6
 Florida State 5 Jacksonville 1
 Florida State 5 Jacksonville 1
 Florida State 7 Brigham Young 1

Ga. Tech - Midwest II Regional - Wichita, Kan.
 Georgia Tech 7 Connecticut 0
 Georgia Tech 13 Wichita State 1
 Georgia Tech 6 Washington 2
 Washington 12 Georgia Tech 9 (14)
 Georgia Tech 18 Washington 7

Miami* - Atlantic I Regional - Coral Gables, Fla.
 Miami 17 Rider 4
 Miami 4 Kent 1
 Miami 11 Minnesota 3
 Miami 10 Florida 6

NC State - Midwest Regional - Knoxville, Tenn.
 Wright State 14 NC State 12
 NC State 5 Northeastern 2
 NC State 10 Wright State 6
 Tennessee 10 NC State 6

Notre Dame* - East Regional - Clemson, S.C.
 Old Dominion 9 Notre Dame 5
 Notre Dame 8 Clemson 1
 Notre Dame 5 The Citadel 1
 Auburn 8 Notre Dame 0

Va. Tech* - East Regional - Clemson, S.C.
 Auburn 7 Virginia Tech 0
 The Citadel 4 Virginia Tech 3

College World Series

Georgia Tech 2 Cal State Fullerton 0
 Florida State 6 Louisiana State 3
 Arizona State 4 Miami 0
 Miami 7 Auburn 5
 Georgia Tech 12 Florida State 4 (10)
 Cal State Fullerton 10 Florida State 3
 Arizona State 9 Miami 5
 Georgia Tech 3 Cal State Fullerton 2 (12)
 Oklahoma 13 Georgia Tech 5

1995 (11-8)

Clemson - East Regional - Clemson, S.C.
 Clemson 8 Navy 4
 Clemson 11 Jacksonville 5
 Clemson 9 Winthrop 5
 Clemson 7 Alabama 4

Florida St. - Atlantic I Regional - Tallahassee, Fla.
 Florida State 18 Troy State 3
 Florida State 7 South Alabama 2
 Florida State 7 Old Dominion 2
 Florida State 13 Mississippi 1

Georgia Tech - Midwest Regional - Knoxville, Tenn.
 California 4 Georgia Tech 3
 Tennessee 6 Georgia Tech 4

Miami* - Atlantic II Regional - Coral Gables, Fla.
 Miami 3 Massachusetts 1
 Miami 11 South Florida 10
 Miami 8 North Carolina 4
 Texas A&M 4 Miami 0
 Miami 5 Texas A&M 2

N. Carolina - Atlantic II Regional - Coral Gables, Fla.
 North Carolina 6 South Florida 3
 North Carolina 6 Florida International 5
 Miami 8 North Carolina 4
 Texas A&M 7 North Carolina 0

Pitt* - Midwest Regional - Knoxville, Tenn.
 Oklahoma State 6 Pitt 3
 Pitt 12 The Citadel 10
 Pitt 9 California 4
 Oklahoma State 15 Pitt 13

College World Series

Florida State 3 Oklahoma 2
 Miami 15 Southern Cal 10
 Tennessee 3 Clemson 1
 Miami 4 Florida State 2
 Stanford 8 Clemson 3
 Southern Cal 16 Florida State 11
 Southern Cal 7 Miami 5
 Southern Cal 7 Miami 3

1996 (17-10)

Clemson - Atlantic Regional - Clemson, S.C.
 Clemson 9 Charleston Southern 1
 Clemson 5 Old Dominion 1
 Clemson 6 West Virginia 3
 Clemson 1 Tennessee 5

Fla. State - West Regional - Stanford, Calif.
 Florida State 16 NE Illinois 0
 Florida State 10 UC Santa Barbara 1
 Florida State 5 Stanford 4
 Florida State 9 CSU-Northridge 2

Ga. Tech - South II Regional - Baton Rouge, La.
 New Orleans 13 Georgia Tech 3
 Georgia Tech 14 Austin Peay 3
 Georgia Tech 7 Tulane 4
 Georgia Tech 12 New Orleans 7
 Louisiana State 29 Georgia Tech 13

Miami* - Central I Regional - Austin, Texas
 Sam Houston State 5 Miami 4
 Miami 5 Long Beach State 2
 Miami 9 Texas 7
 Miami 8 SW Missouri State 2
 Miami 8 UCLA 4

NC State - East Regional - Gainesville, Fla.
 South Florida 12 NC State 3
 Florida 12 NC State 9

Notre Dame - South Regional - Tuscaloosa, Ala.
 Notre Dame 12 Virginia 1
 Stetson 7 Notre Dame 6
 Virginia 7 Notre Dame 1

Virginia - South Regional - Tuscaloosa, Ala.
 Notre Dame 12 Virginia 1
 Virginia 12 Princeton 2
 Virginia 7 Notre Dame 1
 Virginia 5 Stetson 4
 Alabama 18 Virginia 8

College World Series

Miami 7 Clemson 3
 Florida 5 Florida State 2
 Miami 15 Alabama 1
 Clemson 8 Oklahoma State 5 (10)
 Florida State 8 Wichita State 4
 Clemson 14 Alabama 13
 Florida 6 Florida State 3
 Miami 14 Clemson 5
 Louisiana State 9 Miami 8

1997 (9-8)

Clemson - Central Regional - Lubbock, Texas
 Clemson 13 Nevada-Reno 9
 Rice 10 Clemson 6
 SW Texas State 12 Clemson 7

Florida St. - East Regional - Tallahassee, Fla.
 Florida State 4 Marist 2
 Florida State 16 Central Florida 2
 Auburn 8 Florida State 7
 Florida State 6 South Florida 5
 Florida State 9 Auburn 7
 Auburn 5 Florida State 2

Ga. Tech - Midwest Regional - Starkville, Miss.
 Georgia Tech 5 Tennessee Tech 0
 Georgia Tech 8 Southwestern La. 0
 Washington 8 Georgia Tech 4
 Mississippi State 10 Georgia Tech 2

Miami* - Atlantic Regional - Coral Gables, Fla.
 Miami 11 Richmond 4
 Miami 5 Florida International 2
 Arizona State 10 Miami 3
 Miami 6 Florida 5
 Miami 7 Arizona State 6
 Miami 6 Arizona State 5

NC State - South II Regional - Tuscaloosa, Ala.
 NC State 10 Wichita State 9 (10)
 NC State 12 Virginia Tech 6
 Alabama 6 NC State 3
 Southern Cal 13 NC State 4

Va. Tech* - South II Regional - Tuscaloosa, Ala.
 Virginia Tech 3 Southern Cal 2
 NC State 12 Virginia Tech 6
 Southern Cal 6 Virginia Tech 2

College World Series

Miami 7 UCLA 3
 Miami 6 Alabama 1
 Alabama 8 Miami 6
 Alabama 6 Miami 2

1998 (15-12)

Clemson - East Regional - Clemson, S.C.
 Clemson 12 The Citadel 3
 South Alabama 2 Clemson 1 (16)
 Southern Cal 8 Clemson 5

Florida St. - Atlantic II Regional - Tallahassee, Fla.
 Florida State 10 Liberty 7
 Florida State 27 Delaware 6
 Florida State 23 Oklahoma 2
 Florida State 16 Auburn 10

College World Series

Arizona State 11 Florida State 10
 Long Beach State 7 Florida State 4
 Georgia Tech - Midwest Regional - Wichita, Kan.
 Oklahoma State 13 Georgia Tech 4
 Georgia Tech 14 SE Mississippi State 5
 Georgia Tech 2 Arkansas 0
 Georgia Tech 6 Oklahoma State 5
 Arizona State 3 Georgia Tech 1



NCAA Tournament Results

Miami* - Atlantic I Regional - Coral Gables, Fla.
 Miami 21 Bowling Green 6
 North Carolina 6 Miami 5
 Miami 13 Texas Tech 0
 Miami 14 South Carolina 2
 Miami 7 North Carolina 4

N. Carolina - Atlantic I Regional - Coral Gables, Fla.
 Texas Tech 6 North Carolina 2
 North Carolina 6 Miami 5
 North Carolina 8 Florida International 2
 North Carolina 4 South Carolina 2
 Miami 7 North Carolina 4

NC State - West Regional - Stanford, Calif.
 NC State 12 Long Beach State 3
 NC State 13 Alabama 10
 Alabama 9 NC State 2
 Long Beach State 10 NC State 6

Wake Forest - South I Regional - Gainesville, Fla.
 Wake Forest 14 Illinois 12
 Wake Forest 6 Richmond 5
 Florida 12 Wake Forest 9
 Illinois 13 Wake Forest 4

College World Series

Miami 3 Long Beach State 1
 Arizona State 9 Miami 2
 Long Beach State 6 Miami 3

Miami - 1999 National Champs

1999 (18-12)

Clemson - Fayetteville, Ark. Regional

SW Mississippi State 23 Clemson 5
 Clemson 17 Delaware 3
 Clemson 12 Arkansas 4
 Clemson 8 SW Mississippi State 7
 Clemson 7 SW Mississippi State 5

Florida State - Tallahassee, Fla. Regional

Florida State 24 The Citadel 6
 Florida State 9 Jacksonville 2
 Florida State 14 Providence 3

Miami* - Coral Gables, Fla. Regional

Miami 15 Bethune-Cookman 9
 Miami 6 Florida International 4
 Miami 3 Florida Atlantic 2

North Carolina - Palo Alto, Calif. Regional

North Carolina 8 Nevada 5
 Stanford 7 North Carolina 4
 Nevada 5 North Carolina 1

NC State - Auburn, Ala. Regional

Auburn 9 NC State 7
 Tulane 11 NC State 5

Notre Dame* - South Bend Regional

Notre Dame 8 Creighton 1
 Cal State Fullerton 6 Notre Dame 3
 Michigan 11 Notre Dame 5

Va. Tech* - Winston-Salem, N.C. Regional

Richmond 5 Virginia Tech 3
 Virginia Tech 11 Siena 5
 Richmond 11 Virginia Tech 8

Wake Forest - Winston-Salem, N.C. Regional

Wake Forest 22 Siena 4
 Wake Forest 12 Richmond 1
 Richmond 9 Wake Forest 3
 Wake Forest 13 Richmond 3

College Station, Texas Super Regional

Texas A&M 20 Clemson 3
 Clemson 10 Texas A&M 3
 Texas A&M 5 Clemson 4

Tallahassee, Fla. Super Regional

Florida State 10 Auburn 2
 Florida State 6 Auburn 3

Coral Gables, Fla. Super Regional

Miami 10 Wake Forest 2
 Miami 8 Wake Forest 1

College World Series

Miami 8 Rice 4
 Florida State 7 Texas A&M 3
 Miami 8 Alabama 1
 Stanford 10 Florida State 6
 Florida State 7 Cal State Fullerton 2
 Miami 5 Alabama 2
 Florida State 8 Stanford 6
 Florida State 14 Stanford 11
 Miami 6 Florida State 5

2000 (21-12)

Clemson - Clemson, S.C. Regional

Clemson 4 Middle Tennessee State 0
 Clemson 9 Illinois 3
 Clemson 21 Middle Tennessee State 3

Florida State - Tallahassee, Fla. Regional

Florida State 6 Bethune-Cookman 3
 UCF 9 Florida State 8
 Florida State 11 Evansville 2
 Florida State 6 UCF 1
 Florida State 8 UCF 1

Georgia Tech - Atlanta, Ga. Regional

Georgia Tech 11 Georgia Southern 9
 Georgia Tech 24 Stetson 1
 Georgia Tech 16 Stetson 11

Miami* - Coral Gables, Fla. Regional

Miami 19 Wagner 5
 Miami 11 Florida Atlantic 5
 Miami 14 Florida International 4

N. Carolina - Upper Montclair, N.J. Regional

North Carolina 14 Penn State 5
 North Carolina 9 Rutgers 3
 Penn State 6 North Carolina 5
 Penn State 10 North Carolina 3

Notre Dame* - Starkville, Miss. Regional

Notre Dame 8 Tulan 4
 Mississippi State 8 Notre Dame 1
 Notre Dame 10 Tulane 6
 Notre Dame 7 Mississippi State 0
 Mississippi State 10 Notre Dame 9

Virginia Tech* - Fullerton, Calif. Regional

Southern Cal 8 Virginia Tech 3
 Cal State Fullerton 8 Virginia Tech 6

Wake Forest - Columbia, S.C. Regional

Wake Forest 8 Seton Hall 3
 South Carolina 6 Wake Forest 1
 Wake Forest 4 Liberty 2
 South Carolina 8 Wake Forest 4

Clemson, S.C. Super Regional

Clemson 11 Mississippi State 4
 Clemson 9 Mississippi State 4

Tallahassee, Fla. Super Regional

Florida State 9 Miami 2
 Miami 7 Florida State 5
 Florida State 6 Miami 1

Atlanta, Ga. Super Regional

Southern California 7 Georgia Tech 2
 Southern California 6 Georgia Tech 3

College World Series

Clemson 10 San Jose State 6
 Southern California 6 Florida State 4
 Stanford 10 Clemson 4
 Florida State 6 Texas 2
 Louisiana Lafayette 5 Clemson 4
 Florida State 3 Southern California 2
 LSU 6 Florida State 3

Miami - 2001 National Champs

2001 (10-8)

Clemson - Clemson, S.C. Regional

Clemson 4 William & Mary 1
 Clemson 24 Seton Hall 4
 Clemson 8 Seton Hall 2

Florida State - Tallahassee, Fla. Regional

Florida State 8 Bethune-Cookman 1
 Florida State 10 Auburn 6
 Florida State 9 Auburn 6

Georgia Tech - Athens, Ga. Regional

Coastal Carolina 5 Georgia Tech 3
 Georgia 13 Georgia Tech 5

Miami* - Coral Gables, Fla. Regional

Miami 14 Bucknell 6
 Miami 6 Florida 2
 Miami 16 Stetson 8

Notre Dame* - South Bend, Ind. Regional

Notre Dame 12 Wisconsin-Milwaukee 4
 Florida International 7 Notre Dame 6 (10)
 Notre Dame 11 UC Santa Barbara 10 (10)
 Notre Dame 5 Florida International 2
 Florida International 5 Notre Dame 4

Wake Forest - Knoxville, Tenn. Regional

Tennessee Tech 9 Wake Forest 7
 Wake Forest 6 Middle Tennessee State 3
 Wake Forest 18 Tennessee Tech 5
 Wake Forest 10 Tennessee 3
 Tennessee 6 Wake Forest 3

Athens, Ga. Super Regional

Georgia 8 Florida State 7
 Florida State 11 Georgia 6
 Georgia 8 Florida State 3

Coral Gables, Fla. Super Regional

Miami 10 Clemson 8
 Miami 14 Clemson 6

College World Series

Miami 21 Tennessee 13
 Miami 4 Southern Cal 3
 Miami 12 Tennessee 6
 Miami 12 Stanford 1

2002 (23-11)

Clemson - Clemson, S.C. Regional

Clemson 15 Georgia Southern 1
 Clemson 4 East Carolina 2
 Clemson 21 East Carolina 1

Florida State - Tallahassee, Fla. Regional

Florida State 11 Stetson 8
 Florida State 7 UCF 3
 Florida State 13 South Florida 6

Georgia Tech - Atlanta, Ga. Regional

Georgia Tech 6 Coastal Carolina 0

Georgia Tech 3 Georgia 0
 Georgia Tech 8 Georgia 7

Louisville *-Atlanta, Ga. Regional

Georgia 7 Louisville 1
 Coastal Carolina 9 Louisville 1

Miami* - Gainesville, Fla. Regional

Miami 9 Florida International 1
 Miami 7 Florida 2
 Florida 11 Miami 10 (10)
 Miami 8 Florida 7

North Carolina - Columbia, S.C. Regional

North Carolina 5 James Madison 0
 South Carolina 9 North Carolina 6
 North Carolina 9 James Madison 7
 North Carolina 8 South Carolina 4
 South Carolina 3 North Carolina 1

Notre Dame* - South Bend, Ind. Regional

Notre Dame 8 Ohio State 6
 Notre Dame 25 South Alabama 1
 Notre Dame 9 Ohio State 6

Wake Forest - Winston-Salem, N.C. Regional

Wake Forest 12 George Washington 6
 Richmond 3 Wake Forest 2
 Wake Forest 13 Navy 1
 Wake Forest 5 Richmond 4
 Richmond 7 Wake Forest 5

Clemson, S.C. Super Regional

Arkansas 9 Clemson 6
 Clemson 8 Arkansas 7
 Clemson 7 Arkansas 4

Tallahassee, Fla. Super Regional

Notre Dame 10 Florida State 4
 Florida State 12 Notre Dame 5
 Notre Dame 3 Florida State 1

Atlanta, Ga. Super Regional

Georgia Tech 14 Florida Atlantic 3
 Georgia Tech 11 Florida Atlantic 5

Columbia, S.C. Super Regional

South Carolina 10 Miami 7
 Miami 5 South Carolina 2
 South Carolina 6 Miami 4

College World Series

Georgia Tech 11 South Carolina 0
 Clemson 11 Nebraska 10
 Clemson 9 Georgia Tech 7
 South Carolina 9 Georgia Tech 5
 South Carolina 12 Clemson 4
 South Carolina 10 Clemson 2
 Stanford 4 Notre Dame 3
 Notre Dame 5 Rice 3
 Stanford 5 Notre Dame 3

2003 (11-11)

Clemson - Auburn, Ala. Regional

Ohio State 10 Clemson 8
 Clemson 7 Princeton 6
 Auburn 15 Clemson 0

Florida State - Tallahassee, Fla. Regional

Florida State 6 Jacksonville 0
 South Alabama 8 Florida State 6
 Florida State 17 Rutgers 7
 Florida State 13 South Alabama 5
 Florida State 12 South Alabama 2

Georgia Tech - Atlanta, Ga. Regional

Stetson 5 Georgia Tech 4
 East Carolina 10 Georgia Tech 3



NCAA Tournament Results

Miami* - Coral Gables, Fla. Regional

Miami 10..... Bethune-Cookman 5
Miami 1..... Florida Atlantic 0
Florida 15..... Miami 5
Miami 13..... Florida 10

North Carolina - Starkville, Miss. Regional

North Carolina 4..... Missouri 3
North Carolina 10..... Mississippi State 5
North Carolina 8..... Mississippi State 6

NC State - Raleigh, N.C. Regional

NC State 8..... Lemoyne 2
NC State 4..... VCU 3
NC State 6..... Western Carolina 4

Notre Dame* - Fullerton, Calif. Regional

Notre Dame 13..... Arizona 5
Cal State Fullerton 4..... Notre Dame 3
Notre Dame 6..... San Diego 3
Cal State Fullerton 8..... Notre Dame 1

Tallahassee, Fla. Super Regional

Texas 8..... Florida State 3
Texas 6..... Florida State 5

Coral Gables, Fla. Super Regional

Miami 10..... NC State 9
Miami 11..... NC State 5

Columbia, S.C. Super Regional

South Carolina 5..... North Carolina 4
South Carolina 14..... North Carolina 4

Coral Gables, Fla. Super Regional

Miami 10..... NC State 9
Miami 11..... NC State 5

College World Series

Texas 13..... Miami 2
Miami 7..... SMS 5
Texas 5..... Miami 1

2004 (14-13)

Clemson - Athens, Ga. Regional

Clemson 10..... Birmingham-So. 6
Georgia 6..... Clemson 3
Clemson 5..... Birmingham-So. 4
Clemson 10..... Georgia 9
Georgia 7..... Clemson 6 (10)

Florida State - Tallahassee, Fla. Regional

Florida State 10..... Bethune-Cookman 3
Florida State 3..... Central Florida 2
Central Florida 7..... Florida State 5
Florida State 19..... Central Florida 3

Georgia Tech - Atlanta, Ga. Regional

Georgia Tech 16..... Jacksonville State 3
Georgia Tech 9..... Texas Tech 3
Georgia Tech 5..... Texas Tech 3

Miami* - Coral Gables, Fla. Regional

Miami 19..... NC State 5
Miami 6..... St. Bonaventure 3
Miami 19..... Florida Atlantic 6

North Carolina - Columbia, S.C. Regional

North Carolina 6..... Coastal Carolina 5
South Carolina 5..... North Carolina 2
North Carolina 6..... The Citadel 3
South Carolina 7..... North Carolina 6

NC State - Coral Gables, Fla. Regional

NC State 6..... Florida Atlantic 5
Miami 19..... NC State 5
Florida Atlantic 10..... NC State 2

Notre Dame* - South Bend, Ind. Regional

Kent State 2..... Notre Dame 1
Notre Dame 6..... California Irvine 5
Notre Dame 7..... Kent State 1
Arizona 7..... Notre Dame 6

Virginia - Charlottesville, Va. Regional

Princeton 4..... Virginia 2
Virginia 7..... George Mason 2
Virginia 9..... Princeton 0
Vanderbilt 7..... Virginia 3

Fayetteville, Ark. Super Regional

Arkansas 7..... Florida State 5
Arkansas 4..... Florida State 2

Atlanta, Ga. Super Regional

Georgia 7..... Georgia Tech 5
Georgia 5..... Georgia Tech 3

Coral Gables, Fla. Super Regional

Miami 8..... Florida 7
Miami 3..... Florida 1

College World Series

LSU 9..... Miami 5
Cal State Fullerton 6..... Miami 3
South Carolina 15..... Miami 11

2005 (15-15)

Clemson - Clemson, S.C. Regional

Clemson 12..... North Carolina A&T 2
Clemson 6..... College of Charleston 0
Clemson 8..... Oral Roberts 3

Florida State - Athens, Ga. Regional

Florida State 18..... Jacksonville 0
Florida State 6..... Georgia 4
Georgia 7..... Florida State 1
Georgia 3..... Florida State 2

Georgia Tech - Atlanta, Ga. Regional

Georgia Tech 5..... Furman 4 (10)
Georgia Tech 10..... South Carolina 2
South Carolina 8..... Georgia Tech 3
Georgia Tech 5..... South Carolina 0

Florida State - Tallahassee, Fla. Regional

Florida State 3..... Army 2
Florida State 4..... Auburn 3
Florida State 10..... Auburn 4

Miami - Coral Gables, Fla. Regional

Miami 6..... VCU 2
Miami 4..... Mississippi State 1
Miami 10..... Mississippi State 4

North Carolina - Gainesville, Fla. Regional

North Carolina 5..... Notre Dame 1
Florida 5..... North Carolina 2
Notre Dame 3..... North Carolina 0

NC State - Lincoln, Neb. Regional

Creighton 8..... NC State 3
NC State 9..... Illinois-Chicago 7
Creighton 11..... NC State 9

Notre Dame* - Gainesville, Fla. Regional

North Carolina 5..... Notre Dame 1
Notre Dame 7..... Stetson 4
Notre Dame 3..... North Carolina 0
Florida 23..... Notre Dame 3

Virginia - Corvallis, Ore. Regional

St. John's 5..... Virginia 3
Ohio State 2..... Virginia 1

Waco, Texas Super Regional

Clemson 4..... Baylor 2
Baylor 7..... Clemson 1
Baylor 6..... Clemson 1

Gainesville, Fla. Super Regional

Florida 8..... Florida State 1
Florida 8..... Florida State 5

Atlanta, Ga. Super Regional

Tennessee 3..... Georgia Tech 2
Tennessee 13..... Georgia Tech 3

Lincoln, Neb. Super Regional

Nebraska 3..... Miami 1
Nebraska 6..... Miami 3

2006 (31-15)

Clemson - Clemson, S.C. Regional

Clemson 3..... UNC Asheville 0
Clemson 13..... Elon 3
Clemson 8..... Mississippi State 6

Florida State - Athens, Ga. Regional

Florida State 18..... Jacksonville 0
Florida State 6..... Georgia 4
Georgia 7..... Florida State 1
Georgia 3..... Florida State 2

Georgia Tech - Atlanta, Ga. Regional

Georgia Tech 7..... Stetson 5
Georgia Tech 7..... Vanderbilt 3
Georgia Tech 8..... Vanderbilt 4

Miami - Lincoln, Neb. Regional

Miami 11..... San Francisco 2
Miami 8..... Manhattan 2
Miami 10..... Manhattan 4

North Carolina - Chapel Hill, N.C. Regional

North Carolina 15..... Maine 7
North Carolina 14..... Winthrop 4
North Carolina 14..... Winthrop 2

NC State - Austin, Texas Regional

Stanford 7..... NC State 2
NC State 6..... Texas-Arlington 5 (10)
NC State 6..... Texas 3
Stanford 17..... NC State 7

Notre Dame* - Lexington, Ky. Regional

College of Charleston 5..... Notre Dame 4 (16)
Kentucky 10..... Notre Dame 4

Virginia - Charlottesville, Va. Regional

Virginia 11..... Lehigh 5
South Carolina 8..... Virginia 2
Evansville 15..... Virginia 4

Clemson, S.C. Super Regional

Clemson 11..... Oral Roberts 8
Clemson 6..... Oral Roberts 5

Atlanta, Ga. Super Regional

Georgia Tech 5..... College of Charleston 0
Georgia Tech 12..... College of Charleston 3

Oxford, Miss. Super Regional

Mississippi 11..... Miami 9
Miami 7..... Mississippi 0
Miami 14..... Mississippi 9

Tuscaloosa, Ala. Super Regional

North Carolina 11..... Alabama 5
North Carolina 8..... Alabama 7

College World Series

Clemson 8..... Georgia Tech 4
North Carolina 7..... Cal St. Fullerton 5 (13)
Cal St. Fullerton 7..... Georgia Tech 5
Miami 11..... Oregon State 1
North Carolina 2..... Clemson 0
Cal St. Fullerton 7..... Clemson 5
Rice 3..... Miami 2
Oregon State 8..... Miami 1
North Carolina 6..... Cal St. Fullerton 5

Championship Series (Best 2-of-3)

North Carolina 4..... Oregon State 3
Oregon State 11..... North Carolina 7
Oregon State 3..... North Carolina 2

2007 (19-16)

Clemson - Myrtle Beach, S.C. Regional

Clemson 3..... St. John's (New York) 2
Clemson 11..... Coastal Carolina 8
Clemson 15..... Coastal Carolina 3

Florida State - Tallahassee, Fla. Regional

Bethune-Cookman 6..... Florida State 2
Mississippi State 3..... Florida State 0
Florida State 17..... Stetson 1
Mississippi State 9..... Florida State 4

Louisville*, Miami - Columbia, Mo. Regional

Louisville 13..... Miami 7
Miami 8..... Kent State 7
Missouri 7..... Louisville 5
Louisville 8..... Miami 7
Louisville 4..... Missouri 3
Louisville 16..... Missouri 6

North Carolina - Chapel Hill, N.C. Regional

North Carolina 6..... Jacksonville 0
North Carolina 11..... East Carolina 10
North Carolina 6..... Western Carolina 5

NC State - Columbia, S.C. Regional

Charlotte 6..... NC State 3
NC State 10..... Wofford 6
Charlotte 12..... NC State 10

Virginia - Charlottesville, Va. Regional

Virginia 5..... Lafayette 1
Virginia 7..... Oregon State 4
Oregon State 5..... Virginia 3
Oregon State 7..... Virginia 3

Wake Forest - Round Rock, Texas Regional

UC Irvine 13..... Wake Forest 0
Wake Forest 4..... Brown 2
Texas 7..... Wake Forest 4 (12)

Louisville, Ky. Super Regional *

Louisville 9..... Oklahoma State 0
Oklahoma State 3..... Louisville 2
Louisville 20..... Oklahoma State 2

Myrtle Beach, S.C. Super Regional

Mississippi State 8..... Clemson 6
Mississippi State 8..... Clemson 5

Chapel Hill, N.C. Super Regional

North Carolina 9..... South Carolina 6
South Carolina 8..... North Carolina 6
North Carolina 9..... South Carolina 4

College World Series

Rice 15..... Louisville 10
North Carolina 8..... Mississippi State 5
Louisville 12..... Mississippi State 4
Rice 14..... North Carolina 4
North Carolina 3..... Louisville 1



NCAA Tournament Results

North Carolina 6Rice 1
North Carolina 7Rice 4

Championship Series (Best 2-of-3)

Oregon State 11North Carolina 4
Oregon State 9North Carolina 3

2008 (27-15)

Florida St. - Tallahassee, Fla. Regional

Bucknell 7Florida State 0
Florida State 17Florida 11
Florida State 24Bucknell 9
Florida State 17Tulane 8
Florida State 16Tulane 7

Georgia Tech, Louisville* - Athens, Ga. Regional

Georgia Tech 8Louisville 5
Georgia Tech 6Lipscomb 3
Georgia 9Louisville 8
Georgia 8Georgia Tech 0
Georgia 16Georgia Tech 8

Miami - Coral Gables, Fla. Regional

Miami 7Bethune-Cookman 4
Miami 6Missouri 5
Miami 11Mississippi 2

North Carolina - Cary, N.C. Regional

North Carolina 16St. Mary's 8
North Carolina 5UNC Wilmington 1
North Carolina 7UNC Wilmington 3

NC State - Raleigh, N.C. Regional

NC State 6James Madison 2
NC State 5South Carolina 4
NC State 2South Carolina 1

Virginia - Fullerton, Calif. Regional

UCLA 3Virginia 2
Virginia 8Rider 2
Cal State-Fullerton 4Virginia 1

Florida St. - Tallahassee, Fla. Super Regional

Wichita State 10Florida State 7
Florida State 14Wichita State 4
Florida State 11Wichita State 4

Miami - Coral Gables, Fla. Super Regional

Arizona 6Miami 3
Miami 14Arizona 10
Miami 4Arizona 2

N. Carolina - Cary, N.C. Super Regional

North Carolina 9Coastal Carolina 4
North Carolina 14Coastal Carolina 4

NC State - Athens, Ga. Super Regional

Georgia 11NC State 4
NC State 10Georgia 6
Georgia 17NC State 9

College World Series

Stanford 16Florida State 5
Georgia 7Miami 4
North Carolina 8LSU 4
Miami 7Florida State 5
Fresno State 5North Carolina 3
Stanford 8Miami 3
North Carolina 7LSU 3
North Carolina 4Fresno State 3
Fresno State 6North Carolina 1

2009 (25-16)

Boston College - Austin, Texas Regional

Boston College 8Texas State 7
Texas 3Boston College 2 (25)
Army 4Boston College 3

Clemson - Clemson, S.C. Regional

Clemson 5Tennessee Tech 4
Oklahoma State 3Clemson 2
Clemson 10Tennessee Tech 0
Clemson 15Oklahoma State 1
Clemson 6Oklahoma State 5

Florida St. - Tallahassee, Fla. Regional

Florida State 16Marist 4
Florida State 8Georgia 2
Florida State 37Ohio State 6

Georgia Tech - Atlanta, Ga. Regional

Georgia Tech 9Georgia State 3
Southern Mississippi 10Georgia Tech 7
Georgia Tech 8Elon 4
Georgia Tech 10Southern Miss 3
Southern Mississippi 12Georgia Tech 8

Louisville* - Louisville, Ky., Regional

Louisville 8Indiana 2
Louisville 3Middle Tennessee 2
Vanderbilt 8Louisville 4
Louisville 5Vanderbilt 3

Miami - Gainesville, Fla. Regional

Miami 9Jacksonville 4
Florida 8Miami 2
Miami 4Jacksonville 0
Florida 16Miami 5

North Carolina - Chapel Hill, N.C. Regional

North Carolina 5Dartmouth 2
North Carolina 14Coastal Carolina 5
North Carolina 12Kansas 1

Virginia - Irvine, Calif. Regional

Virginia 5San Diego State 1
Virginia 5Cal-Irvine 0
Virginia 4Cal-Irvine 1

Clemson - Tempe, Ariz. Super Regional

Arizona State 7Clemson 4
Arizona State 8Clemson 2

Florida St. - Tallahassee, Fla. Super Regional

Arkansas 7Florida State 2
Arkansas 9Florida State 8

Louisville* - Fullerton, Calif. Super Regional

Cal State Fullerton 12Louisville 0
Cal State Fullerton 11Louisville 2

N. Carolina - Chapel Hill, N.C. Super Regional

North Carolina 10East Carolina 1
North Carolina 9East Carolina 3

College World Series

LSU 9Virginia 5
Arizona State 5North Carolina 2 (10)
Virginia 7Cal State-Fullerton 5
North Carolina 11Southern Mississippi 4
Arkansas 4Virginia 3 (12)
Arizona State 12North Carolina 5

2010 (26-21)

Clemson - Auburn, Ala. Regional

Clemson 10Southern Mississippi 3
Clemson 5Auburn 2
Auburn 11Clemson 10
Clemson 13Auburn 7

Florida State - Norwich, Conn. Regional

Florida State 11Central Conn. State 4
Florida State 6Oregon 4
Florida State 5Oregon 3

Georgia Tech - Atlanta, Ga. Regional

Georgia Tech 10Mercer 0
Georgia Tech 5Alabama 2
Alabama 8Georgia Tech 1
Alabama 10Georgia Tech 8

Louisville* - Louisville, Ky. Regional

Louisville 11Saint Louis 2
Louisville 7Vanderbilt 1
Vanderbilt 7Louisville 0
Vanderbilt 3Louisville 2 (10)

Miami - Coral Gables, Fla. Regional

Miami 12Dartmouth 8
Miami 14Texas A&M 1
Texas A&M 11Miami 7
Miami 10Texas A&M 3

North Carolina - Norman, Okla. Regional

North Carolina 12California 3
Oklahoma 7North Carolina 6 (10)
North Carolina 12Oral Roberts 4
Oklahoma 3North Carolina 2

NC State - Myrtle Beach, S.C. Regional

College of Charleston 9NC State 6
Stony Brook 6NC State 2

Virginia - Charlottesville, Va. Regional

Virginia 15VCU 4
Virginia 13Mississippi 7
St. John's 6Virginia 5
Virginia 5St. John's 3

Virginia Tech - Columbia, S.C. Regional

The Citadel 7Virginia Tech 2
Virginia Tech 16Bucknell 7
Virginia Tech 4The Citadel 7
South Carolina 10Virginia Tech 2

Clemson - Clemson, S.C. Super Regional

Alabama 5Clemson 4
Clemson 19Alabama 5
Clemson 8Alabama 6

Florida State - Tallahassee, Fla. Super Regional

Florida State 9Vanderbilt 8
Vanderbilt 6Florida State 2
Florida State 7Vanderbilt 6

Miami - Gainesville, Fla. Super Regional

Florida 7Miami 2
Florida 4Miami 3 (10)

Virginia - Charlottesville, Va. Super Regional

Virginia 3Oklahoma 2
Oklahoma 10Virginia 7
Oklahoma 11Virginia 0

College World Series

TCU 8Florida State 1
Clemson 6Arizona State 3
Florida State 8Florida 5
Clemson 6Oklahoma 4
TCU 11Florida State 7
South Carolina 5Clemson 1
South Carolina 4Clemson 3

2011 (24-15)

Clemson - Clemson, S.C. Regional

Clemson 11Sacred Heart 1
Clemson 12Coastal Carolina 7
Connecticut 7Clemson 6
Connecticut 14Clemson 1

Florida State - Tallahassee, Fla. Regional

Florida State 6Bethune-Cookman 5

Florida State 9Alabama 5
Florida State 11Alabama 1

Georgia Tech - Atlanta, Ga. Regional

Austin Peay 2Georgia Tech 1
Georgia Tech 6Southern Mississippi 2
Georgia Tech 12Austin Peay 2
Mississippi State 7Georgia Tech 3

Miami - Gainesville, Fla. Regional

Miami 7Jacksonville 2
Florida 5Miami 4
Miami 6Jacksonville 3
Florida 11Miami 4

North Carolina - Chapel Hill, N.C. Regional

North Carolina 4Maine 0
North Carolina 14James Madison 9
North Carolina 9James Madison 3

NC State - Columbia, S.C. Regional

Stetson 8NC State 7
NC State 5Georgia Southern 2
Stetson 5NC State 3

Virginia - Charlottesville, Va. Regional

Virginia 6Navy 0
Virginia 10St. John's 2
Virginia 13East Carolina 1

Florida State - Tallahassee, Fla. Super Regional

Texas A&M 6Florida State 2
Florida State 23Texas A&M 9
Texas A&M 11Florida State 2

North Carolina - Chapel Hill, N.C. Super Regional

North Carolina 5Stanford 2
North Carolina 7Stanford 5

Virginia - Charlottesville, Va. Super Regional

Virginia 6UC Irvine 0
UC Irvine 6Virginia 4
Virginia 3UC Irvine 2

College World Series

Vanderbilt 7North Carolina 3
Virginia 4California 1
North Carolina 3Texas 0
South Carolina 7Virginia 1
Vanderbilt 5North Carolina 1
Virginia 8California 1
South Carolina 3Virginia 2 (13)

2012 (18-15)

Clemson - Columbia, S.C. Regional

Clemson 11Coastal Carolina 3
South Carolina 5Clemson 4
Clemson 5Coastal Carolina 3
South Carolina 4Clemson 3

Miami - Coral Gables, Fla. Regional

Stony Brook 10Miami 2
Missouri State 12Miami 2

Georgia Tech - Gainesville, Fla. Regional

Georgia Tech 8College of Charleston 3
Florida 6Georgia Tech 2
Georgia Tech 3College of Charleston 0
Florida 15Georgia Tech 3

NC State - Raleigh, N.C. Regional

NC State 16Sacred Heart 5
Vanderbilt 9NC State 8
NC State 17UNC Wilmington 5
NC State 6Vanderbilt 5
NC State 9Vanderbilt 7



NCAA Tournament Results

North Carolina - Chapel Hill, N.C. Regional

North Carolina 7 Cornell 4
 St. John's 5 North Carolina 4
 North Carolina 5 East Carolina 3
 St. John's 9 North Carolina 5

Louisville* - Tuscon, Ariz. Regional

Louisville 3 New Mexico State 2
 Arizona 16 Louisville 4
 Missouri 11 Louisville 3
 Arizona 16 Louisville 3

Virginia - Charlottesville, Va. Regional

Virginia 9 Army 4
 Appalachian State 6 Virginia 1
 Oklahoma 5 Virginia 4

Florida State - Tallahassee, Fla. Regional

Florida State 2 UAB 1
 Florida State 8 Samford 1
 Florida State 5 Samford 2

Florida State - Tallahassee, Fla. Super Regional

Florida State 17 Stanford 1
 Florida State 18 Stanford 7

NC State - Gainesville, Fla. Super Regional

Florida 7 NC State 1
 Florida 9 NC State 8 (10)

College World Series

Arizona 4 Florida State 3 (10)
 Florida State 12 Stony Brook 2
 Florida State 4 UCLA 1
 Arizona 10 Florida State 3

2013 (26-18)

Clemson - Columbia, S.C. Regional

Liberty 8 Clemson 3
 Clemson 10 Saint Louis 2
 Liberty 3 Clemson 1

Florida State - Tallahassee, Fla. Regional

Florida State 10 Savannah State 0
 Florida State 11 Troy 0
 Florida State 11 Troy 4

Georgia Tech - Nashville, Tenn. Regional

Illinois 6 Georgia Tech 4
 Georgia Tech 5 East Tennessee State 1
 Georgia Tech 6 Illinois 3
 Georgia Tech 5 Vanderbilt 0
 Vanderbilt 7 Georgia Tech 1

Louisville*, Miami - Louisville, Ky. Regional

Louisville 8 Bowling Green 3
 Miami 7 Oklahoma State 0
 Louisville 6 Miami 4
 Oklahoma State 7 Miami 1
 Louisville 12 Oklahoma State 3

North Carolina - Chapel Hill, N.C. Regional

North Carolina 6 Canisius 2
 North Carolina 8 Towson 5
 Florida Atlantic 3 North Carolina 2
 North Carolina 12 Florida Atlantic 11 (13)

NC State - Raleigh, N.C. Regional

NC State 4 Binghamton 1
 NC State 1 William & Mary 0
 NC State 9 William & Mary 2

Virginia - Charlottesville, Va. Regional

Virginia 2 Army 1
 Virginia 2 Elon 0
 Virginia 11 Elon 3

Virginia Tech - Blacksburg Va., Regional

Connecticut 5 Virginia Tech 2
 Virginia Tech 9 Coastal Carolina 1
 Virginia Tech 3 Connecticut 1
 Oklahoma 10 vs. Virginia Tech 4

Louisville* - Nashville, Tenn. Super Regional

Louisville 5 Vanderbilt 3
 Louisville 2 Vanderbilt 1

North Carolina - Chapel Hill, N.C. Super Regional

North Carolina 6 South Carolina
 South Carolina 8 North Carolina 0
 North Carolina 5 South Carolina 4

NC State - Raleigh, N.C. Super Regional

NC State 4 Rice 3
 NC State 5 Rice 4 (17)

Florida State - Tallahassee, Fla. Super Regional

Indiana 10 Florida State 9
 Indiana 11 Florida State 6

Virginia - Charlottesville, Va. Super Regional

Mississippi State 11 Virginia 6
 Mississippi State 6 Virginia 5
 (game suspended in 7th inning Sunday and completed on Monday)

College World Series

NC State 8 North Carolina 1
 Indiana 2 Louisville 0
 North Carolina 4 LSU 2
 UCLA 2 NC State 1
 Oregon State 11 Louisville 4
 North Carolina 7 NC State 0
 UCLA 4 North Carolina 1

2014 (18-15)

Virginia - Charlottesville Regional

Virginia 10 Bucknell 1
 Virginia 3 Arkansas 0
 Virginia 9 Arkansas 2

Miami - Coral Gables Regional

Miami 1 Bethune-Cookman 0
 Texas Tech 3 Miami 0
 Miami 10 Bethune-Cookman 0
 Miami 2 Texas Tech 1 (10)
 Texas Tech 4 Miami 0

Maryland - Columbia Regional

Maryland 4 Old Dominion 3
 Maryland 4 South Carolina 3
 Maryland 10 South Carolina 1

North Carolina - Gainesville Regional

Long Beach State 6 North Carolina 1
 North Carolina 5 Florida 2
 LBSU 12 North Carolina 5

Clemson - Nashville Regional

Oregon 18 Clemson 1
 Xavier 6 Clemson 4

Georgia Tech - Oxford Regional

Washington 8 Georgia Tech 0
 Georgia Tech 4 Jacksonville State 2
 Washington 4 Georgia Tech 2

Florida State - Tallahassee Regional

Georgia Southern 7 Florida State 0
 Alabama 6 Florida State 5

Virginia - Charlottesville Super Regional

Maryland 5 Virginia 4
 Virginia 7 Maryland 3
 Virginia 11 Maryland 2

College World Series

Virginia 2 Ole Miss 1
 Virginia 3 TCU 2 (15)
 Virginia 4 Ole Miss 1
 Vanderbilt 9 Virginia 8
 Virginia 7 Vanderbilt 2
 Vanderbilt 3 Virginia 2

2015 (26-15)

Clemson - Fullerton, Calif. Regional

Arizona State 7 Clemson 4
 Pepperdine 10 Clemson 8

Florida State - Tallahassee, Fla. Regional

Florida State 5 Mercer 4 (10)
 Florida State 3 C. of Charleston 2
 Florida State 8 C. of Charleston 1

Louisville - Louisville, Ky. Regional

Louisville 7 Morehead State 2
 Louisville 4 Michigan 3
 Louisville 13 Michigan 4

Miami - Coral Gables, Fla. Regional

Miami 6 Florida International 2
 Miami 8 Columbia 3
 Columbia 3 Miami 0
 Miami 21 Columbia 3

NC State - Fort Worth, Texas Regional

NC State 3 Stony Brook 0
 NC State 5 TCU 4
 TCU 8 NC State 2
 TCU 9 NC State 8 (10)

Notre Dame - Champaign, Ill. Regional

Notre Dame 13 Wright State 7
 Illinois 3 Notre Dame 0
 Wright State 4 Notre Dame 0

Virginia - Lake Elsinore, Calif. Regional

Virginia 6 USC 1
 Virginia 3 San Diego State 1
 Virginia 14 USC 10 (11)

Florida State - Gainesville, Fla. Super Regional

Florida 13 Florida State 5
 Florida 11 Florida State 4

Louisville - Louisville, Ky. Super Regional

Cal State Fullerton 3 Louisville 2 (10)
 Louisville 9 Cal State Fullerton 3
 Cal State Fullerton 4 Louisville 3 (11)

Miami - Coral Gables, Fla. Super Regional

Miami 3 VCU 2
 Miami 10 VCU 3

Virginia - Charlottesville, Va. Super Regional

Virginia 5 Maryland 3
 Virginia 5 Maryland 4

College World Series

Virginia 5 Arkansas 3
 Florida 15 Miami 3
 Miami 4 Arkansas 3
 Virginia 1 Florida 0
 Florida 10 Miami 2
 Florida 10 Virginia 5
 Virginia 5 Florida 4
 Vanderbilt 5 Virginia 1
 Virginia 3 Vanderbilt 0
 Virginia 4 Vanderbilt 2

Virginia - 2015 National Champs

2016 (25-21)

Virginia - Charlottesville Regional

Virginia 17 William & Mary 4
 East Carolina 8 Virginia 6
 William & Mary 5 Virginia 4

Clemson - Clemson Regional

Clemson 24 Western Carolina 10
 Oklahoma State 12 Clemson 2
 Clemson 15 Western Carolina 3
 Oklahoma State 9 Clemson 2

Wake Forest - College Station Regional

Wake Forest 5 Minnesota 3
 Texas A&M 22 Wake Forest 2
 Minnesota 8 Wake Forest 3

Duke - Columbia Regional

UNCW 11 Duke 1
 South Carolina 4 Duke 2

Miami - Coral Gables Regional

Miami 4 Stetson 2
 Miami 4 Long Beach State 3 (11)
 Miami 9 Long Beach State 8

Georgia Tech - Gainesville Regional

UConn 7 Georgia Tech 6
 Georgia Tech 12 Bethune-Cookman 3
 Georgia Tech 7 UConn 5
 Florida 10 Georgia Tech 1

Louisville - Louisville Regional

Louisville 6 Western Michigan 1
 Louisville 15 Ohio State 3
 Louisville 3 Wright State 1

Boston College - Oxford Regional

Boston College 7 Tulane 2
 Boston College 4 Utah 3
 Boston College 6 Tulane 3

NC State - Raleigh Regional

NC State 13 Navy 8
 Coastal Carolina 4 NC State 0
 NC State 17 Navy 1
 NC State 8 Coastal Carolina 1
 Coastal Carolina 7 NC State 5

Florida State - Tallahassee Regional

Florida State 18 Alabama State 6
 Florida State 7 Southern Miss 2
 Florida State 18 South Alabama 6

Boston College/Miami - Coral Gables Super Regional

Miami 12 Boston College 7
 Boston College 5 Miami 3
 Miami 9 Boston College 4

Florida State - Gainesville Super Regional

Florida State 3 Florida 0
 Florida 5 Florida State 0
 Florida 7 Florida State 0

Louisville - Louisville Super Regional


UC Santa Barbara 4 Louisville 2
 UC Santa Barbara 4 Louisville 3

College World Series

Arizona 5 Miami 1
 UC Santa Barbara 5 Miami 3

* - Denotes competition as a pre-ACC member





#ACCBASE | @ACCBASEBALL | THEACC.COM

ATLANTIC COAST CONFERENCE
4512 WEYBRIDGE LANE | GREENSBORO, NC 27407
p. 336.854.8787 | f. 336.854.8797