



FLORIDA STATE



30TH

FLORIDA STATE
SOFTBALL

1984-2014

ANNIVERSARY CELEBRATION OF THE FAST PITCH ERA

2014 SOFTBALL





TABLE OF CONTENTS



2014 Florida State Softball

Table of Contents.....	1
This is Florida State Softball.....	2-4

2014 Season

2014 Softball Quick Facts.....	5
2014 Roster.....	6
Human Interest Stories.....	7
30th Anniversary.....	8

Student-Athletes

Courtney Adams.....	9
Tiffani Brown.....	10
Macey Cheatham.....	11
Victoria East.....	12
Celeste Gomez.....	13
Briana Hamilton.....	14
Kelly Hensley.....	15
Alex Kossoff.....	16
Jessica Nori.....	17
Maddie O'Brien.....	18
Bailey Schinella.....	19
Courtney Senas.....	20
Lacey Waldrop.....	21
Jessica Burroughs/Stephanie Hartness.....	22
Alex Powers/Ellie Cooper.....	23
Bella D'Errico/Victoria Daddis.....	24
Ryann Day/Lauren Harris.....	25
Rylan Harvey/Corey Hendrickson.....	26

Coaching Staff

Head Coach Lonni Alameda.....	27-28
Assistant Coach Travis Wilson.....	29
Assistant Coach Craig Snider.....	30
Softball Support Staff.....	31

2013 Review

Miracle in Mobile.....	32
2013 Season In Review.....	33-34
2013 Game By Game Results.....	35
2013 Final Statistics.....	36
2013 ACC Championship Results.....	37
2013 Team Game Highs.....	38
2013 Individual Game Highs.....	39

History of the Program

Hall of Fame & All-Americans.....	40
Honors & Awards.....	41-43
All-Time Letterwinners.....	44
Pro & International Players.....	45
1981 and 1982 National Champions.....	46
Dr. JoAnne Graf.....	47

Results & Records

All-Time Postseason Results.....	48
NCAA Records.....	49-50
Team & Individual Records.....	51
All-Time Top 10.....	52
Single Season Top 10.....	53
Yearly Leaders.....	54-55
Yearly Team Statistics.....	56-57
Year By Year Results.....	58-66
Series Records.....	67-74

University Administration.....	75
Media Information.....	76
2014 Team Photo Roster.....	77




CREDITS

The 2014 Florida State Softball Almanac is a publication of the FSU Sports Information Office. Written and edited by Scott Moriak with additional editing by Maddie O'Brien, Lacey Waldrop, Steve Stone and Caneka Hammonds. Page template and headers designed by Grant Hawkins Design, while the cover page is designed by Maxxo Jean and modified by Scott Moriak. Page layout by Scott Moriak. Featured photographers: Ryals Lee, Maury Neipris, Phil Kelly, Larry Novey, Ross Obley, Mike Olivella and Steve Musco.



THIS IS FLORIDA STATE SOFTBALL

A WORLD-CLASS PROGRAM BUILT ON TRADITION



Florida State has been a mainstay in the collegiate softball scene since being one of the pioneer programs of the sport in 1978. Over the last 36 years, the Seminole program has done its part to help the game grow exponentially in that time span by churning out several All-America players, staffing quality coaches and stringing together many impressive seasons.

With the 2014 season marking head coach Lonni Alameda's sixth as the Seminole skipper, the direction of the program continues to stay on the right path. Forty-win seasons continue to be a staple of the program, with 30 in the program's 36 seasons. NCAA Championship appearances are always expected, with the Seminoles being one of just 11 schools to make an NCAA Regional in every year since 2000.

Historically, there aren't many programs that can match the numbers put up by Florida State: 11 Atlantic Coast Conference titles, seven NCAA Women's College World Series appearances, two AIAW national championships, 26 All-Americans and 26 NCAA Championship appearances.


Being a Florida State softball student-athlete does not mean the sole focus is just on the field. Joining the program puts you in an instantaneous family that is fostered by a fun-loving coaching staff that brings out the best in each player through team-building activities.

In addition to the years of tradition etched in the Florida State softball program, the concept of team never holds a greater meaning than for those dressed in Garnet and Gold. Led by Alameda's fun yet focused approach, Florida State softball student-athletes leave their careers with life-long memories.



THIS IS FLORIDA STATE SOFTBALL

FACILITIES SECOND TO NONE



The Seminole Softball Complex

- Known as one of NCAA softball's best venues, JoAnne Graf Field at the Seminole Softball Complex is a modernized athletic facility that caters quite well to student-athletes, coaches and fans.
- Since opening in 1999, Florida State has enjoyed the benefits of playing on their home field. The Seminoles have recorded 386 victories in their 15 years at JoAnne Graf Field.
- The complex's unique design was featured in Athletic Business Magazine's 2002 Architectural Showcase.
- Approaching nearly 12,000 square feet, the FSU Softball batting facility is functional, unique and aesthetically pleasing.
- The facility, which was awarded the 2011 AIA Tallahassee Chapter Design Achievement Honor Award, is endorsed for its combination of external features, comfortable nature and multiple purposes within the sport of softball.
- The near million dollar facility that was spear-headed by architects Lewis + Whitlock is a beacon for future player development while providing a safe haven from inclement weather.
- The Mary Ann Stiles & Barry Smith team building is the home of the Florida State softball and soccer teams. It houses the coaches' offices, which overlook the soccer and softball fields, a reception area, large team and coaches locker rooms, a visiting team locker room and training and equipment rooms.
- One of FSU's most celebrated and renowned alumni couples, Mary Ann Stiles and Barry Smith epitomize the ultimate in professional and athletic achievement. A pioneer in fundraising for women's athletics, Mary Ann Stiles was among the first Golden Chiefs to financially support the women's programs at Florida State. Barry Smith was instrumental in building the Varsity Club and was one of the first inductees into FSU's Hall of Fame.
- The recently expanded second floor includes additional office space, meeting rooms, tradition space, a video edit suite, a classroom furnished with transferable desks and chairs, dry-erase boards, projection screen and the latest in electronic equipment complete with HD capabilities and surround sound.



THIS IS FLORIDA STATE SOFTBALL

COMMUNITY AND ACADEMIC PRIORITIES



Community and Academic Success

- Seminole Softball completed over 1,000 hours of community service in the last academic year, a testament to the hard work and commitment of the FSU softball coaches and players.
- The Seminoles recorded a 100 percent participation rate in a variety of activities, including Literacy Week, National Student-Athlete Day, Miracle League Softball and much more.
- FSU was honored at the 17th annual Golden Nole banquet on April 21, 2011, with the SemiGnome Award.
- A team leadership group known as The Tribe meets weekly to help promote group activity among the team. The leadership council helps coordinate activities such as Dugout Club Socials, seasonal newsletters, community service activities and more.
- The program carries several All-ACC Academic Honor Roll students, All-ACC Academic team members, postgraduate scholarship winners, CoSIDA/ESPN All-District and All-American performers.
- Bailey Schinella, Jessica Nori, Monica Perry and Kelly Hensley were each named to the 2013 All-ACC Academic Softball Team.
- Senior Kelly Hensley was recently recognized for her tremendous work in the classroom at the 2013 Golden Torch Banquet, winning her third straight Golden Torch award. She also earned the ACC Top Six for Service Award for her excellent commitment to community service. Hensley was also named the 2013 ACC Scholar-Athlete of the Year.
- Redshirt senior Jessica Nori has also excelled off the field with her participation in Florida State's Freshman Interest Group (FIG). The FIG program seeks to help entering students make a smooth transition to college and engage with the academic culture of the campus. As a FIG leader, she has been able to teach many students to reach their full potential.



FLORIDA STATE SOFTBALL QUICK FACTS

Location..... Tallahassee, Fla.
 Founded..... 1851
 Enrollment..... 41,310
 Symbol Seminoles
 Colors..... Garnet and Gold
 Conference Atlantic Coast
 President..... Dr. Eric J. Barron
 Athletics Director..... Stan Wilcox

Head Coach..... Lonni Alameda
 Alma Mater Oklahoma '93
 Career Record .. 368-255-1 (10 years)
 FSU Record..... 211-97 (Five years)
 Assistant Coach..... Travis Wilson
 Alma Mater Canterbury '96
 Assistant Coach..... Craig Snider
 Alma Mater Centenary '05
 Softball Office..... 850-644-9594

Home Field JoAnne Graf Field
 Dimensions.. Lines - 200', Center - 220'
 Capacity 1,000
 Press Box Phone 850-645-3245

First Year of Softball 1978
 All-Time Record 1,694-606-5
 ACC Titles 11*
 *includes tie with Maryland in 1997
 National Titles (AIAW) 2
 NCAA Regional Appearances..... 26
 NCAA Super Regional Appearances... 2
 WCWS Appearances 7
 NCAA Tournament Record 53-57

2013 Record 44-19
 2013 ACC Record 18-2
 2013 ACC Finish..... 2nd (Tournament)
 1st (Regular Season)

Starters R/L..... 8/2
 Pitchers R/L..... 3/1
 Letterwinners R/L..... 14/5
 Newcomers..... 7

Softball Oversight Bernie Waxman
 Softball SID Scott Moriak
 Moriak's Office 850-644-1403
 Moriak's Cell..... 751-641-0365
 SID Office Fax..... 850.644.3820
 Website seminole.com
 Mailing Address.. 403 Stadium Drive W.
 Tallahassee, FL 32306

Twitter..... @FSU_Softball
 Facebook /FSUSoftball
 Instagram /fsusoftball

SEMINOLES BY STATE

Florida (14)

Courtney Adams..... Crestview
 Tiffani Brown..... Tallahassee
 Macey Cheatham Wellington
 Bella D'Errico Ponte Vedra Beach
 Victoria Daddis..... St. Johns
 Victoria East..... Pensacola
 Celeste Gomez Lake City
 Lauren Harris..... St. Cloud
 Stephanie Hartness Niceville
 Kelly Hensley..... Niceville
 Jessica Nori..... Weston
 Maddie O'Brien..... Palm Harbor
 Alex Powers Melbourne
 Bailey Schinella Valrico

Arizona (1)

Ryann Day Phoenix

California (1)

Alex Kossoff Redondo Beach

Colorado (1)

Corey Hendrickson Arvada

Georgia (1)

Jessica Burroughs ... Warner Robins

Hawaii (1)

Courtney Senas..... Wahiawa

Missouri (1)

Ellie Cooper Fenton

South Carolina (1)

Briana Hamilton Woodruff

Texas (1)

Rylan Harvey..... Mont Belvieu

Virginia (1)

Lacey Waldrop..... Chester

SEMINOLES BY POSITION

Outfield (7)

Courtney Adams, Bella D'Errico,
 Lauren Harris, Stephanie Hartness,
 Kelly Hensley, Alex Kossoff,
 Courtney Senas

Infield (6)

Tiffani Brown, Ryann Day,
 Victoria East, Briana Hamilton,
 Rylan Harvey, Maddie O'Brien

Catchers (2)

Macey Cheatham, Celeste Gomez

Pitchers (4)

Jessica Burroughs, Jessica Nori,
 Bailey Schinella, Lacey Waldrop

Utility (4)

Ellie Cooper, Victoria Daddis,
 Corey Hendrickson, Alex Powers

SEMINOLES BY CLASS

Freshmen (10)

Jessica Burroughs, Ellie Cooper,
 Bella D'Errico, Victoria Daddis,
 Ryann Day, Lauren Harris,
 Stephanie Hartness, Rylan Harvey,
 Corey Hendrickson, Alex Powers

Sophomores (4)

Courtney Adams, Macey
 Cheatham, Victoria East,
 Alex Kossoff

Juniors (3)

Maddie O'Brien, Bailey Schinella,
 Lacey Waldrop

Seniors (6)

Tiffani Brown, Celeste Gomez,
 Briana Hamilton, Kelly Hensley,
 Jessica Nori, Courtney Senas



2014 SOFTBALL ROSTER

NUMERICAL

No.	Name	Pos.	B/T	Yr.	Hometown/High School/Prev. School
00	Celeste Gomez	C	R/R	SR	Lake City, Fla./Columbia
3	Stephanie Hartness	OF	L/R	RS FR	Niceville, Fla./Niceville
5	Alex Kossoff	OF	L/R	SO	Redondo Beach, Calif./South Torrance
6	Tiffani Brown	2B	L/R	RS SR	Tallahassee, Fla./Godby
7	Maddie O'Brien	SS	L/R	RS JR	Palm Harbor, Fla./Palm Harbor University
8	Courtney Senas	OF	R/R	SR	Wahiawa, Hawaii/Mililani
9	Courtney Adams	OF	L/R	SO	Crestview, Fla./Niceville
11	Alex Powers	UT	L/R	RS FR	Melbourne, Fla./Eau Gallie
12	Victoria Daddis	UT	R/R	FR	St. Johns, Fla./Creekside
13	Lacey Waldrop	P	R/R	JR	Chester, Va./Thomas Dale
14	Ellie Cooper	UT	L/R	FR	Fenton, Mo./Rockwood Summit
16	Jessica Burroughs	P	R/R	RS FR	Warner Robins, Ga./Houston County
18	Victoria East	1B	R/R	SO	Pensacola, Fla./Escambia
23	Kelly Hensley	OF	R/R	SR	Niceville, Fla./Niceville
24	Briana Hamilton	3B	R/R	RS SR	Woodruff, S.C./James F. Byrnes/South Carolina
25	Macey Cheatham	C	R/R	SO	Wellington, Fla./Wellington
26	Jessica Nori	P	R/R	RS SR	Weston, Fla./St. Thomas Aquinas
27	Bailey Schinella	P	R/R	JR	Valrico, Fla./Newsome
28	Bella D'Errico	OF	L/R	FR	Ponte Vedra Beach, Fla./Ponte Vedra
32	Rylan Harvey	1B	R/R	FR	Mont Belvieu, Texas/Barbers Hill
34	Corey Hendrickson	UT	R/R	FR	Arvada, Colo./Arvada West
44	Lauren Harris	OF	R/R	FR	St. Cloud, Fla./Harmony
77	Ryann Day	INF	R/R	FR	Phoenix, Ariz./Sandra Day O'Connor

ALPHABETICAL

No.	Name	Pos.	B/T	Yr.	Hometown/High School/Prev. School
9	Courtney Adams	OF	L/R	SO	Crestview, Fla./Niceville
6	Tiffani Brown	2B	L/R	RS SR	Tallahassee, Fla./Godby
16	Jessica Burroughs	P	R/R	RS FR	Warner Robins, Ga./Houston County
25	Macey Cheatham	C	R/R	SO	Wellington, Fla./Wellington
14	Ellie Cooper	UT	L/R	FR	Fenton, Mo./Rockwood Summit
28	Bella D'Errico	OF	L/R	FR	Ponte Vedra Beach, Fla./Ponte Vedra
12	Victoria Daddis	UT	R/R	FR	St. Johns, Fla./Creekside
77	Ryann Day	INF	R/R	FR	Phoenix, Ariz./Sandra Day O'Connor
18	Victoria East	1B	R/R	SO	Pensacola, Fla./Escambia
00	Celeste Gomez	C	R/R	SR	Lake City, Fla./Columbia
24	Briana Hamilton	3B	R/R	RS SR	Woodruff, S.C./James F. Byrnes/South Carolina
44	Lauren Harris	OF	R/R	FR	St. Cloud, Fla./Harmony
3	Stephanie Hartness	OF	L/R	RS FR	Niceville, Fla./Niceville
32	Rylan Harvey	1B	R/R	FR	Mont Belvieu, Texas/Barbers Hill
34	Corey Hendrickson	UT	R/R	FR	Arvada, Colo./Arvada West
23	Kelly Hensley	OF	R/R	SR	Niceville, Fla./Niceville
5	Alex Kossoff	OF	L/R	SO	Redondo Beach, Calif./South Torrance
26	Jessica Nori	P	R/R	RS SR	Weston, Fla./St. Thomas Aquinas
7	Maddie O'Brien	SS	L/R	RS JR	Palm Harbor, Fla./Palm Harbor University
11	Alex Powers	UT	L/R	RS FR	Melbourne, Fla./Eau Gallie
27	Bailey Schinella	P	R/R	JR	Valrico, Fla./Newsome
8	Courtney Senas	OF	R/R	SR	Wahiawa, Hawaii/Mililani
13	Lacey Waldrop	P	R/R	JR	Chester, Va./Thomas Dale

Head Coach - Lonni Alameda (Oklahoma, 1993)

Assistant Coach - Travis Wilson (University of Canterbury, 1996)

Assistant Coach - Craig Snider (Centenary, 2005)



HUMAN INTEREST STORIES

FOSTERING HOPE

Taylor Foster is a 17-year old resident of Brown Summit, N.C. who always had a dream to play softball at Florida State. However, in 2010 she had been diagnosed with Osteosarcoma, a type of bone cancer. The diagnosis immediately ended her softball career.

A family friend reached out to the ACC office to get in contact with the Florida State softball program, looking for something positive to divert attention from her treatments. Seminole head coach Lonni Alameda was able to get in contact with Foster in what was a complete shock for the aspiring softball player.

Since then, Foster has become a part of the Seminole family before she has graduated high school. Players and coaches will send texts or calls throughout the day to see how she is doing and to encourage their friend and sister.

Each day before practice, the team meets at "The Gate" which separates the batting cage from the playing field. Often, they will Skype or FaceTime with Foster in order to encourage her and also to remind the players of what a privilege it is to be able to play softball and to give it their all knowing that others who cannot participate are cheering them on from all over the country.

DOCTOR... LIEUTENANT... HENSLEY

As part of a scholarship to the Florida State College of Medicine, Niceville, Fla. native Kelly Hensley is officially a member of the United States Army. She was sworn into the Army on January 29, 2014, which was declared a "snow day" in Tallahassee due to icy conditions. The weather was frigid and the field was unplayable, but nothing could stop Hensley from making her dream into a reality.

As the clock struck 2 o'clock, the Seminole family gathered to watch one of its most dedicated student-athletes commit to the United States Army. Kelly's older sister Amanda, who herself is a Captain in the Army, had the honor of swearing Kelly in.

Kelly said she wanted to follow in her family's footsteps and make them proud. She chose to enlist in the Army with hopes of becoming an Army physician and maybe one day becoming an orthopedic surgeon.

Her father, Danny Hensley, who is a retired Master Sergeant in the Air Force could not be any more proud of Kelly. Mr. Hensley did not stop smiling as his

two daughters stood in front of the American flag where Amanda swore Kelly into the Army.

"It was a very long process and I couldn't have done it without all of your support," Kelly said as she thanked her Seminole family. From here, Kelly will finish her semester and senior season and continue on to medical school at FSU.

She will begin her training in the Army and will graduate with Captain Honors as she looks into fulfilling her residency, where ever she chooses. We wish Kelly the best of luck in her senior season, medical school and in the Army.

SURVIVING A NINE HOUR DAY

On January 20th, Dr. Martin Luther King Jr. Day, most FSU students enjoyed their day off and helped celebrate the remarkable achievements of the civil rights leader. The Seminole softball team used that holiday to prepare for a special season and bond on the realization of how lucky they all are to play the game of softball.

A week earlier the girls received an email telling them to prepare to spend that Monday together from 10 a.m. to 7 p.m. At first the team seemed skeptical. Nine hours of practice didn't seem realistic, but they soon found out they would be enjoying more than just their first team practice together.

After a successful meeting regarding team goals, accountability and playing with passion, the coaches revealed the after practice activity. Lone Survivor, a movie centered on the eyewitness account of Operation Redwing, had just opened in theaters, and the team was scheduled to see the movie together later that day.

Excitement filled the room when the girls found out they would be enjoying a movie together, and many of them expressed interest in seeing the movie beforehand.

What the team did not realize is how much the heroism of SEAL Team 10 would influence their perspective on teamwork. From the title of the movie, it is easy to foretell the ending, and there were quite a few sniffles coming from the girls once the end credits began to roll.

Although the movie was sad, it portrayed the real life situations that our nation's military and its veterans face and have faced to protect our country. After seeing the courage and fearlessness that each seal from Operation Redwing

fought with for one another, the team adopted a new perspective on what it meant to truly count on one another.

MARVELOUS MANAGERS

Florida State Softball has a history of developing talented and hard-working softball players into skilled athletes on and off the field, but the FSU softball team also has a storied history of producing the nation's best student managers.

From a determined group of managers winning the Moe's Home Run Derby in 2012 to coaching the team in the annual Garnet and Gold scrimmage, the FSU softball managers can do it all, and then some.

This year they were lucky enough to return three "All-American" managers from last year, and we also added a new, yet familiar face, to the managerial roster.

Lindsey Peppers, Greg Wolach, Adam Benvenisty and Pedro Suarez make up "eL GAP", FSU softball's outstanding group of ground-ball hitting, bullpen catching and practice organizing managers.

This foursome gives up all of their spare time to help the team succeed to its highest capabilities. They prepare the field for practice and games, record the player's performance numbers, organize camps and clinics and put more time into this program than seems humanly possible.

Each individual member of the manager team showcases his or her own talent when it comes to making the team better day in and day out.

Lindsey Peppers likes to spend her time in the bullpen catching for FSU's pitching staff and making great plays behind the plate.

Pedro Suarez specializes in going all out during scrimmages, scraping his legs sliding and hitting ground balls to anyone who needs them.

Adam Benvenisty's enjoys making diving catches in the outfield and hitting derby-winning home runs.

Greg Wolach brings a specific skill set as the team's engineer, football guru and all around great guy. If you need help with anything, Greg is the one to ask.

FSU softball's cast of student managers is unmatched when it comes to heart, effort and love for the game. Without them the team would be missing a piece of the puzzle.



30TH ANNIVERSARY (1984-2014)

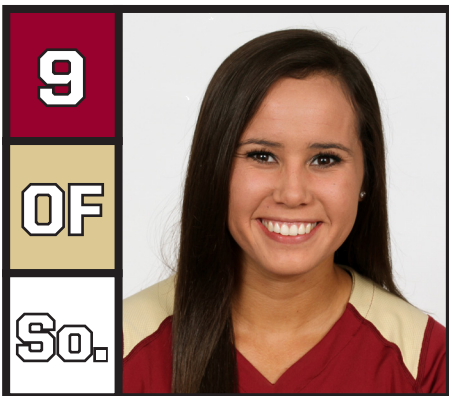
The 2014 season marks the 30th anniversary of fastpitch softball at Florida State University. Over the years, the Seminoles have seen great success on and off the field. Amassing a record of 1,429-544-5 (.724), the Florida State softball program has been one of the country's best since its inception.

The Seminoles have had seven WCWS appearances, 11 Atlantic Coast Championships and 26 NCAA Championship appearances. Individually, there have been 26 Florida State players honored as an All-American, 55 All-ACC Members and 60 All-Region players.



Over the weekend of March 15-16, 2014, Florida State Softball will be holding a reunion to honor those who have played for the Garnet and Gold throughout the years to help build the foundation of the program. Not only those of the fastpitch era, but also back to when the softball program was created in 1978, including the 1981 and 1982 AIAW National Championship teams.

There will be an event tied to the FSU game against Maryland on March 16 at 12:00 p.m. More details are to come and will be advertised on our social media pages as well as on our website, www.seminoles.com.



9

OF

So.

COURTNEY ADAMS

Crestview, Fla. – Niceville HS

Freshman Season at FSU (2013):


Earned valuable time as a pinch-runner in key situations ... worked hard at her base-running throughout the season ... finished the season with eight runs scored and one stolen base ... earned a pinch-hit single in her only at-bat of the season against Georgia Southern on March 17 ... her run scored in the seventh started Florida State's incredible two-out rally in its 7-6 win over South Alabama in the NCAA Mobile Regional Championship.

High School:

A standout player at Niceville High ... four-time All-American and four-time All-Area performer ... helped Niceville to two state championships in 2010 and 2011 and two regional championships in 2011 and 2012 ... finished as the state runner-ups in her senior year ... named the Wendy's Heisman 2011 High School winner ... Northwest Florida State College Dean's List and President's List honors ... member of the National Honors Society ... member of SSTRIDE (Science Students Together Reaching Instructional Diversity & Excellence) ... served as her high school class' secretary, vice president and officer ... part of the Fellowship of Christian Athletes ... member of SADD (Students Against Driving Drunk).



Adams' Career Highs

Hits: 1, Georgia Southern, 3/17/13
Runs scored: 1, 8 times
SB: 1, vs South Alabama 5/18/13



Personal:

Born on Feb. 9, 1994 ... majoring in exercise science ... daughter of Michelle and Phillip Adams ... was a cheerleader for 14 years, including all her years in high school ... plans to go to medical school and become a doctor someday ... favorite movie is "P.S. I Love You" ... favorite class is writing ... says the best part of being an ACC student-athlete is having the opportunity to live her dream ... artist most played on her iPod is Taylor Swift ... favorite accessory in her wardrobe is her yoga pants ... her most memorable victory going into her freshman year at FSU is winning the state title as a junior in high school ... grew up with five dogs and one cat ... related to actress, singer and dancer Victoria Justice, who appeared in several Nickelodeon series ... played for High Intensity Softball.



Career Statistics at Florida State

Year	avg	gp-gs	ab	r	h	2b	3b	hr	rbi	tb	slg%	bb	hbp	so	gdp	ob%	sf	sh	sb-att	po	a	e	fld%
2013	1.000	21-0	1	8	1	0	0	0	0	1	1.000	0	0	0	0	1.000	0	0	1-1	1	0	0	1.000
TOTAL	1.000	21-0	1	8	1	0	0	0	0	1	1.000	0	0	0	0	1.000	0	0	1-1	1	0	0	1.000

7 WCWS APPEARANCES ♦ 11 ACC TITLES



TIFFANI BROWN

Tallahassee, Fla. – Godby HS

2010 ACC ALL-TOURNAMENT TEAM SELECTION
2012 ALL-ACC FIRST TEAM
2012 NFCA ALL-SOUTHEAST REGION SECOND TEAM

Senior Season (2013):

Received a medical redshirt after her senior year was cut short with a season-ending knee injury sustained against LIU-Brooklyn on Feb. 22 ... was off to a torrid start to the season, garnering a team-leading .486 (18-for-37) batting average in her 11 games played ... recorded at least one base hit in 10 of her 11 games played ... started all 11 games at second base ... posted five multiple-hit games ... was perfect from the plate on opening day against Florida A&M going 4-for-4 with two runs scored ... it was her first four-hit performance of her career ... set a season high in runs scored (3) against Bethune-Cookman on 2-for-3 hitting ... knocked in a season-high two RBIs on 2-for-3 hitting with a triple and a run scored against LIU-Brooklyn in Palm Springs, Calif.

Junior Season (2012):

Voted as the team's most valuable player ... NFCA All-Southeast Region Second Team performer ... All-ACC First Team member, her first all-conference accolade ... named the Chief Abiaka Award winner at the team banquet for her courageous performance throughout the season despite having shoulder issues ... All-ACC Academic Team ... recorded 43 stolen bases in 2012, the most by a Seminole since former All-American Brandi Stuart stole 54 in 2002 ... Brown's 43 steals rank eighth on FSU's single-season list ... finished first or tied for first in the ACC in four categories, including base hits (66), stolen bases, at-bats (219) and steal attempts (49) ... had 12 more stolen bases than the next closest student-athlete in the ACC ... ended her junior season tied for 10th on FSU's career triples list with 15 ... batted .301 with four triples, 14 RBIs and three doubles in 2012 ... finished eighth nationally in stolen bases per game and 28th in triples ... committed just four errors in 197 chances for a stellar .980 fielding percentage at second base ... batted .303 in conference play ... provided the game-tying hit in the ninth inning against UCF before FSU won the game in walk-off fashion ... scored the game-winning run in season opener against Stephen F. Austin ... recorded game-tying single in the seventh inning against Wisconsin on Feb. 24 ... recorded multiple stolen bases in nine games, including three versus Ole Miss and Florida A&M ... team leader with 16 multiple-hit games ... enjoyed an 11-game hitting streak, the second longest on the team ... reached base in 12 consecutive games ... started 60 games at second base and three at third base ... already ranks sixth on FSU's career stolen bases list with 80.

Sophomore Season (2011):

Enjoyed another outstanding season, batting .338 with two home runs and 21 RBIs ... led the Seminoles in runs scored (50), at-bats (210), base hits (71), triples (6) and stolen bases (24) ... recorded 20 multiple-hit games in 60 games started ... held a hitting streak of seven consecutive games and a reaching base streak of 12 games ... started 38 games at third base and 22 games at second base ... batted leadoff in 52 of FSU's 60 games ... finished in the top 100 nationally in triples (eighth), triples per game (16th), runs per game (82nd) and stolen bases (94th) ... led the ACC in triples, total plate appearances (227) and at-bats (210) ... put together seven three-hit performances in 2011 against St. John's, Middle Tennessee, Oregon State, Auburn, Mississippi State, North Florida and Virginia Tech ... named ACC Player of the Week on Feb. 22 after batting .450 (9-for-20) with two triples, one double, three RBIs and 11 runs scored in six games played ... stole 24 bases in 29 attempts ... recorded a two-run home run versus UNC Greensboro on Feb. 12 and a leadoff blast against Virginia Tech in the first round of the ACC Championship.

Freshman Season (2010):

Played in and started 60 of Florida State's 62 games at third base as a true freshman ... named to ACC All-Tournament Team at the ACC Championship in Blacksburg, Va. ... finished the season with a team third-best batting average of .328 - a mark that was also good enough for 10th in the ACC ... capped off the season with an eight-game hitting streak ... posted 63 hits, which ranked third on the team and fourth in the entire ACC ... batted second in the lineup for the majority of the season ... had an ACC ninth-best total of 35 runs, four doubles, five triples, an inside-the-park home run and 24 RBIs ... finished third on the team with 80 total bases ... stole 13 of 16 bases attempted ... registered a team-best 92 assists.

High School:

Named a first team Tallahassee Democrat All-Big Bend selection after hitting .435, notching 15 RBIs, four doubles, a home run and 31 stolen bases.

Personal:

Born April 6, 1991 ... graduated with a bachelor's of science degree in Criminology in the spring of 2013 ... daughter of Tangi and Terry Brown ... has three brothers and one sister ... wants to become a lawyer ... played softball and was a cheerleader in high school ... can play the trumpet and clarinet ... says accountability, teamwork and short term memory are things she has learned from playing sports ... names 'leading by example, trustworthiness and being approachable' as qualities that make a team leader ... most memorable moment was winning the ACC championship game against UNC in 2011.

Brown's Career Highs	
Hits:	4, Florida A&M, 2/8/13
Doubles:	1, nine times
Triples:	1, 17 times
Home runs:	1, three times
RBI:	3, two times
Runs scored:	3, two times
Walks:	2, five times
Stolen bases:	3, two times



Career Statistics at Florida State

Year	avg	gp-gs	ab	r	h	2b	3b	hr	rbi	tb	slg%	bb	hbp	so	gdp	ob%	sf	sh	sb-att	po	a	e	fld%
2010	.328	60-60	192	35	63	4	5	1	24	80	.417	9	0	35	0	.356	1	3	13-16	57	92	16	.903
2011	.338	60-60	210	50	71	2	6	2	21	91	.433	14	1	30	0	.382	0	2	24-29	85	97	15	.924
2012	.301	63-63	219	44	66	3	4	0	14	77	.352	9	3	30	0	.338	0	1	43-49	95	98	4	.980
2013	.486	11-11	37	13	18	0	2	0	4	22	.595	3	0	4	0	.525	0	1	4-4	9	8	0	1.000
TOTAL	.331	194-194	658	142	218	9	17	3	63	270	.410	35	4	99	0	.368	1	7	84-98	246	295	35	.939



25

C

So.



MACEY CHEATHAM

Wellington, Fla. – Wellington HS

Freshman Season (2013):

Provided some defensive stability behind the plate ... grew more comfortable at the catching position ... showed much improvement in catching All-American pitcher Lacey Waldrop and her offspeed stuff ... won the team's Coaches Award for representing Florida State so well on and off the field ... also honored for her high character and personable nature ... started 16 games at catcher ... batted .140 with two RBIs and six total bases ... had a base hit in her first appearance as a Seminole against Bethune-Cookman ... posted her first multiple-hit game against Boston College in going 2-for-3 and knocked in her first RBI of the season ... went 1-for-3 with an RBI in the second game of a doubleheader with Virginia ... batted primarily in the eighth spot of the order (11 games).

High School:


Talented player from Wellington High ... two-year captain as a junior and senior ... second team all-area player as a junior ... first team all-area in her senior year ... named MVP as a senior ... defensive player of the year as a junior ... three-time Honor Roll recipient ... graduated in the top five percent of her class ... member of DECA ... club team was the Lady Gators Gold.

Cheatham's Career Highs

Hits:	2, Boston College, 4/7/13
RBI:	1, two times
Runs scored:	1, four times
Walks:	1, five times

Personal:

Born on July 30, 1994 ... majoring in business ... daughter of Missy and Tommy Cheatham ... her father played tennis at the University of North Texas ... has one brother ... favorite movie is "Bridesmaids" ... favorite song is "She Will Be Loved" by Maroon 5 ... states the best part about being an ACC student-athlete is representing a tradition ... embarrassingly admits that she watches "Here Comes Honey Boo Boo" ... names trust, honesty, compassion and heart as key qualities that make a team leader... would love to meet Bobby Bowden because he's a legend at the school that she loves ... has learned that hard work pays off in the end from playing sports ... played the trumpet in middle school ... hopes to work with college baseball, softball or major league baseball in the future ... song most played on her iPod is "Picture" by Kid Rock and Sheryl Crow ... watches "Pretty Little Liars" and "Say Yes to the Dress" ... favorite accessory in her wardrobe is nail polish.



Career Statistics at Florida State

Year	avg	gp-gs	ab	r	h	2b	3b	hr	rbi	tb	slg%	bb	hbp	so	gdp	ob%	sf	sh	sb-att	po	a	e	fld%
2013	.140	33-16	43	5	6	0	0	0	2	6	.140	7	2	16	0	.288	0	1	0-0	137	6	0	1.000
TOTAL	.140	33-16	43	5	6	0	0	0	2	6	.140	7	2	16	0	.288	0	1	0-0	137	6	0	1.000


7 WCWS APPEARANCES ♦ 11 ACC TITLES



18

1B

So.



VICTORIA EAST

Pensacola, Fla. – Escambia HS

2013 ALL-ACC FIRST TEAM

Freshman Season (2013):

Had a fantastic first season as a Seminole ... became the first freshman at Florida State to make the All-ACC First Team ... developed into a dangerous leadoff batter ... batted .320 with five home runs, 33 RBIs, 50 runs scored and 13 stolen bases ... recorded a team-leading 16 doubles, tied for fourth in program history ... recorded the game-winning solo home run in the top of the eighth to lift Florida State past South Alabama, 7-6, in the Mobile Regional championship game ... provided the game-winning two-run home run in the top of the seventh with two outs to defeat Virginia Tech on April 20 in an ESPNU contest ... one of three Seminoles to record triple-digit total bases (101) ... earned FSU's Rookie of the Year award ... nearly half of her RBIs (15) came with two outs ... enjoyed a 12-game hit streak from March 24 to April 14 ... had 19 multiple-hit games, the second-most on the team ... had seven straight multiple-hit efforts from March 30-April 7 against Maryland, LSU and Boston College ... added nine multiple-RBI games ... started all 63 games, including 57 at first base, four at third base and two at designated player ... registered her first base hit as a Seminole in going 3-for-4 with three RBIs and three runs scored against Bethune-Cookman ... batted 2-for-3 with her first career home run, two RBIs and two runs scored at UCF... tied a career high with three runs scored against LIU Brooklyn ... went 6-for-11 (.546) with three doubles, a home run, two RBIs, four walks and five runs scored in the season series at Maryland ... was a perfect 2-for-2 with two runs scored and three RBIs in the first game of a doubleheader against Boston College ... recorded a two-run double off All-American pitcher Blaire Luna in game one of the NCAA Super Regionals in Austin, Texas ... had a big-hitting effort in a 6-3 win over Auburn, going 3-for-4 with a home run and three RBIs ... finished second in the ACC with 66 base hits, fourth in runs scored, second in doubles and first in at-bats.

East's Career Highs

Hits:	3, three times
Doubles:	2, at Maryland, 3/31/13
Triples:	1, two times
Home runs:	1, 5 times
RBI:	3, four times
Runs scored:	3, two times
Walks:	2, two times
Stolen bases:	1, 13 times



High School:

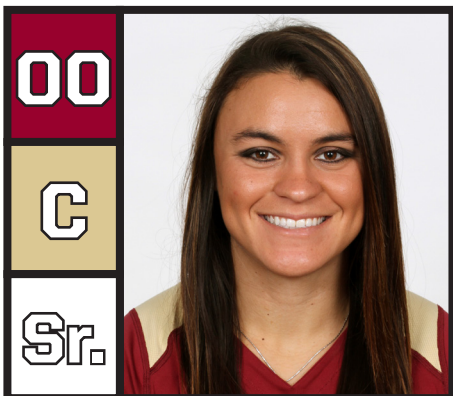
Great offensive performer at Escambia High School ... four year letterwinner for varsity softball ... Pensacola News Journal Hitter of the Year in 2009, 2011 and 2012 ... batted .598 with 13 doubles, 40 RBIs and led the state of Florida with 15 home runs as a senior ... NFCA All-Star Team member as a senior ... also a 6A All-State first team player as a senior ... earned player of the week honors by MaxPreps and the Pensacola News Journal as a junior ... four-time Pensacola News Journal First Team player ... made the Pensacola Area All-Star Team and won the home run derby event ... four-time honor roll recipient ... graduated high school cum laude ... played club for the Wichita Mustangs and the Mobile Thrillers.

Personal:

Born on July 26, 1994 ... majoring in exercise science ... daughter of Cheryl and David East ... has two brothers and two sisters ... comes from a very athletic family ... father played baseball at Murray State and sister (Ashley East) played softball at Rollins College ... grew up with four dogs, two rabbits and two turtles ... favorite magazine is Vogue ... favorite movie is "Transformers" ... has ambitions of being a physical therapist ... favorite accessory is her earrings ... cannot live without her iPhone ... a unique talent that she has is shaking her eyes ... thinks that maturity and having responsibility are key qualities that make a team leader ... loves the New York Yankees ... proudest moment of her life is when she found out she was going to play softball for Florida State ... has a sporty style of dress ... would most like to meet Derek Jeter.

Career Statistics at Florida State

Year	avg	gp-gs	ab	r	h	2b	3b	hr	rbi	tb	slg%	bb	hbp	so	gdp	ob%	sf	sh	sb-att	po	a	e	fld%
2013	.320	63-63	206	50	66	16	2	5	33	101	.490	16	5	33	1	.378	3	0	13-16	418	14	10	.977
TOTAL	.320	63-63	206	50	66	16	2	5	33	101	.490	16	5	33	1	.378	3	0	13-16	418	14	10	.977



CELESTE GOMEZ

Lake City, Fla. – Columbia HS

2011 ACC ALL-TOURNAMENT TEAM

Junior Season (2013):

Showed a good power surge in her junior campaign, recording 10 home runs to make her one of four Seminoles to record double-digit round trippers ... batted .221 with 31 RBIs and a .486 slugging percentage ... split time with Macey Cheatham at the catcher spot, starting 47 games behind the plate ... also started four games at designated player ... one of her biggest hits of the season came in the form of a game-winning two-run home run in a 4-3 come-from-behind win over Minnesota ... five multiple-hit games and nine multiple-RBI performances ... was a perfect 2-for 2 with a double, an RBI and two runs scored against Bethune-Cookman ... posted four three-RBI games on the season, including the second game of a doubleheader at NC State where her three-run home run gave the Seminoles a 4-0 lead ... hit a pinch-hit three-run home run to help secure a mercy rule win over North Carolina ... had a home run, two RBI and two runs scored against Mississippi State in the NCAA Mobile Regional ... batted 2-for-4 with two doubles as Florida State came from behind to beat South Alabama 7-6 on May 19 and advance to the Super Regionals ... her tape-measure home run in a 10-3 win at UCF on March 20 may have been the longest hit by a Seminole in 2013 ... had a three-run home run at Maryland in a 13-1 mercy-rule win on March 30 ... batted in the 5-9 spots of the order all season.

Gomez's Career Highs

Hits:	2, 15 times
Doubles:	2, two times
Triples:	1, Florida A&M, 2/15/11
Home runs:	1, 13 times
RBI:	3, four times
Runs scored:	2, five times
Walks:	2, four times
Stolen bases:	1, three times



Sophomore Season (2012):

Hindered by a preseason ankle injury for much of the season ... appeared in 35 games and started 29 at catcher (9) and designated player (20) ... managed the game well as she stayed behind the plate for FSU's final eight games ... batted .174 with one home run, seven RBIs, two doubles and one walk ... her lone home run of the season was an enormous shot at NCAA Women's College World Series participant LSU in FSU's 8-1 win on April 18 ... recorded an important two-run double in ACC Championship opener against N.C. State on May 10 ... recorded two hits apiece against North Carolina (April 1), Maryland (May 6) and versus N.C. State (May 10) ... finished with three multiple-hit games.

Freshman Season (2011):

Emerged as a strong power threat as the season progressed, batting .281 with two home runs and 14 RBIs ... stepped up big during the ACC Championship when she batted .300 with one home run and two runs scored over the three-game stretch ... one of four Seminoles to be named to the ACC All-Tournament Team ... gave FSU a 2-0 lead over Virginia

in the semifinals of the ACC Championship when she launched a long two-run homer in the first inning ... hit her first career home run in FSU's 4-3 loss to Virginia Tech on April 3 ... finished the year with a slugging percentage of .406 ... started 28 of her 31 games at the catcher spot while her comfort level noticeably improved behind the plate ... had eight games in which she recorded two base hits ... posted three multiple-RBI games, driving in two runs apiece versus Florida A&M, North Florida and Virginia ... carried a six-game hitting streak and an eight-game stretch of reaching base safely ... team showed a 17-11 record when she was behind the plate ... batted at the cleanup spot in nine games.

High School:

Racked up numerous honors at Columbia High ... Gainesville Sun Weightlifter of the Year ... won the offense award in 2008 ... girls state weightlifting champion in 2010 ... two-time individual weightlifting champion ... made the Columbia High School Hall of Fame ... 2009-10 athlete of the year ... honor roll student.


Personal:

Born March 11, 1992 ... majoring in interdisciplinary social science ... daughter of Nancy and David Gomez ... has one sister ... favorite movie is 300 ... reads US Weekly ... likes dark chocolate ice cream ... watches MTV, E!, ABC Family and the CW ... names "confidence, willingness to help others and being unafraid to make a mistake" as qualities that make a team leader ... has learned responsibility and leadership from playing sports ... played softball and weightlifted in high school.

Career Statistics at Florida State

Year	avg	gp-gs	ab	r	h	2b	3b	hr	rbi	tb	slg%	bb	hbp	so	gdp	ob%	sf	sh	sb-att	po	a	e	fld%
2011	.281	39-31	96	10	27	4	1	2	14	39	.406	7	3	14	1	.346	1	0	3-3	177	16	5	.975
2012	.174	35-29	86	1	15	2	0	1	7	20	.233	8	1	19	1	.253	0	0	0-0	46	3	0	1.000
2013	.221	58-51	140	23	31	7	0	10	31	68	.486	18	0	37	3	.304	3	0	0-0	328	21	4	.989
TOTAL	.227	132-111	322	34	73	13	1	13	52	127	.394	33	4	70	5	.303	4	0	3-3	551	40	9	.985

7 WCWS APPEARANCES ♦ 11 ACC TITLES



BRIANA HAMILTON

Woodruff, S.C. – James F Byrnes HS – South Carolina

2012 ALL-ACC FIRST TEAM

Senior Season at FSU (2013):

Received a medical redshirt after starting the first 15 games of 2013 before sitting out the rest of the season with a knee injury ... batted .278 with three home runs and eight RBIs until going down with her injury ... played every game at third base ... drew two walks and scored two runs on opening day against Florida A&M ... knocked in three RBIs and scored three runs against Bethune-Cookman ... hit a home run in three consecutive games: Bethune-Cookman (2/10), Jacksonville (2/10) and Tulsa (2/15) ... went 2-for-4 with a triple against Hofstra ... was a perfect 4-for-4 in stolen bases on the season.

Junior Season at FSU (2012):

Became the Seminoles' top power source with 12 home runs, tying former player Yuruby Alicart for second place on FSU's single-season list ... earned All-ACC First Team honors at third base ... earned ACC Player of the Week twice ... finished with a .234 batting average, 39 RBIs, 40 runs scored, seven doubles and three triples ... slugged at a team-best .527 clip ... drew 28 walks and had six hit-by-pitches, a team high ... batted .286 with five home runs and 22 RBIs in conference play ... trailed only Maddie O'Brien with 10 multiple-RBI games ... seven multiple-hit games ... carried an eight-game hitting streak ... ended her junior year having reached base in the last 14 games ... was named co-most improved player along with Kirstin Austin at the team banquet ... also earned the team's gold glove award after making several highlight-reel defensive plays at third base ... finished in the top 10 in the ACC in eight different categories, including home runs (T-2nd), triples (T-3rd), RBIs (T-5th), total bases (T-6th), runs scored (8th), plate appearances (10th), walks (10th) and slugging percentage (10th) ... earned second conference player of the week honor after finishing 4-for-13 in four games at Virginia Tech, hitting three home runs and seven RBIs in a series win on the road ... delivered a dramatic, walk-off grand slam on Feb. 22 to defeat UCF 6-2 ... won her first career ACC Player of the Week honor on Feb. 21 after going 6-for-10 with two home runs, six RBIs, one double and one triple in four games at the second

Hamilton's Career Highs	
Hits:	3, Mississippi, 2/12/12
Doubles:	1, 11 times
Triples:	1, four times
Home runs:	2, at Virginia Tech, 4/7/12
RBI:	4, three times
Runs scored:	3, four times
Walks:	2, five times
Stolen bases:	2, Virginia, 4/9/11



Seminole Classic ... had three games against Western Carolina, UCF and Virginia Tech where she recorded four RBIs ... recorded two home runs against Virginia Tech in game one of a doubleheader on April 7 ... delivered game-winning blast versus North Dakota State on Feb. 18 ... also hit home runs against Ole Miss, UC Santa Barbara, Florida A&M, Boston College and UCLA ... her solo home run against 12th-seeded UCLA in the NCAA Regional was essentially the game-winning hit as FSU won 2-1.

Sophomore Season at FSU (2011):

Provided some power with four home runs and 15 RBIs in 58 games played ... recorded six stolen bases in six attempts ... started 22 games at third base, 10 at first base, four in left field and two at the designated player spot ... spent all of her time between the sixth and ninth spots in the batting order to add some 'pop' to the bottom of the lineup ... made some fantastic defensive plays from her infield positions ... recorded her first career home run as a Seminole versus Oregon State at the Cathedral City Classic on Feb. 24 ... was robbed of one home run against Long Beach State when left fielder Megan Denio snagged Hamilton's would-be round-tripper over the left field fence ... also hit home runs against Mississippi State, Virginia Tech and Mercer.

Freshman Season at South Carolina (2010):

Played in 37 games ... garnered 84 at-bats.

High School:

Had a strong career at James F. Byrnes High ... four-time all-state player ... two-time player of the year ... participated in the Top 100 Adidas Showcase in Utah ... Honor Roll student.

Personal:

Born Oct. 31, 1990 ... majoring in environmental studies ... daughter of Tina Hamilton ... wears number 24 because former softball standout Brandi Aiken wore it ... favorite magazine is Sports Illustrated ... likes to play Rock Band ... wants to be a traveling physical therapist ... played golf, basketball and softball in high school ... watches the "Biggest Loser," "Greys Anatomy" and "Jersey Shore" ... idolized Natasha Watley and Michael Jordan as a kid ... names "teamwork and how to adapt to different personalities" as things she has learned from playing sports.

Career Statistics at Florida State

Year	avg	gp-gs	ab	r	h	2b	3b	hr	rbi	tb	slg%	bb	hbp	so	gdp	ob%	sf	sh	sb-att	po	a	e	fld%
2011	.178	58-38	107	15	19	4	0	4	15	35	.327	9	3	31	0	.258	1	1	6-6	110	64	13	.930
2012	.234	63-63	167	40	39	7	3	12	39	88	.527	28	6	42	1	.360	2	3	5-7	67	140	18	.920
2013	.278	15-15	36	10	10	0	1	3	8	21	.583	8	1	11	0	.422	0	0	4-4	14	25	2	.951
TOTAL	.219	136-116	310	65	68	11	4	19	62	144	.465	45	10	84	1	.334	3	4	15-17	191	229	33	.927



23

OF

Sr.



KELLY HENSLEY

Niceville, Fla. – Niceville HS

2013 ACC SOFTBALL SCHOLAR-ATHLETE OF THE YEAR
2013 CAPITAL ONE THIRD TEAM ACADEMIC ALL-AMERICAN

Junior Season (2013):

Enjoyed a career year ... named a Capital One Third Team Academic All-American ... Golden Nole Award winner ... earned the ACC Top Six for Service Award for her excellent commitment to community service ... Golden Torch Award winner for the second straight season ... earned Co-MVP honors along with teammate Courtney Senas ... finished the season with 13 home runs, a .315 batting average, 54 RBIs, 110 total bases, .618 slugging percentage and 33 walks ... Hensley's 54 RBIs are tied for the third most in school history ... her 13 home runs are the third-most at Florida State ... provided the biggest moment of the season when she delivered a game-tying grand slam in the top of the seventh inning in the championship game of the Mobile Regional on May 19 against South Alabama ... won the Ah-Tah-Ti-Ki Award for the second straight year for outstanding academics at the team banquet ... also received the Most Improved Award ... recorded 11 multiple-hit games, tied for the fourth-most on the team ... led the Seminoles with 15 multiple RBI games, including two games with five or more RBIs ... recorded a 10-game hitting streak ... reached base safely in 14 straight games ... started at five positions, including second base (24), designated player (18), left field (14), first base (6) and third base (1) ... willingly moved to second base to help out a squad decimated by injuries ... was a perfect 2-for-2 from the plate with two RBIs and two runs scored against Bethune-Cookman ... knocked in five RBIs on 3-for-3 hitting with a double, a home run and two runs scored against LIU Brooklyn ... went 3-for-3 with a home run and two RBIs against Appalachian State ... had a career game against Georgia Southern batting 3-for-3 with two doubles, a home run, two runs scored and a career-high six RBIs ... had two hits and three RBIs in the second game of a doubleheader with North Carolina ... batted third for most of the season, appearing there in 36 games ... also batted first (3), fourth (12), fifth (6) and sixth (6) in the order.

Hensley's Career Highs

Hits:	3, four times
Doubles:	2, three times
Home runs:	1, 16 times
RBI:	6, Georgia Southern, 3/17/13
Runs scored:	2, six times
Walks:	2, nine times
Stolen bases:	1, three times



Sophomore Season (2012):

Named the team's Golden Torch winner for academics ... All-ACC Academic Team member ... stepped in as an everyday starter at first base, starting in 57 of the team's 63 games

played ... 54 of her starts came at first base while three were at the designated player position ... finished the year batting .258 with one home run, 14 RBIs, 12 runs scored and two doubles ... drew 20 walks, the fifth-most on the team ... tied for sixth on the team with six multiple-hit games ... tied for fourth on the squad with four multiple-RBI games ... received the Ah-Tah-Thi-Ki-Award at the team banquet for academic excellence ... all six multiple-hit games were two-hit performances coming against Ole Miss, Virginia, Florida, Florida A&M, Georgia Tech and Boston College ... her lone home run was a walk-off blast against N.C. State in game two of a doubleheader that gave FSU an 8-0 win in five innings ... had two RBIs against Western Carolina, N.C. State, Virginia and Florida A&M.

Freshman Season (2011):

Finished with two home runs and nine RBIs ... started 23 games and played in 35 ... posted three multiple-hit games against Georgia Southern, Oregon State and Utah ... delivered a pinch-hit, two-run home run to help defeat Florida A&M at home on Feb. 15 ... recorded three multiple-RBI performances versus UNC Greensboro, Florida A&M and Utah.

High School:

Team leader at Niceville High ... two-time all-state first team player ... two-time team captain ... team MVP in junior season ... offensive MVP as a senior ... defensive MVP in sophomore campaign ... Northwest Florida Daily News Player of the Year ... AP Scholar with Distinction ... Honor Roll in all four years ... National Merit qualifier.


Personal:

Born on Oct. 7, 1991 ... majoring in exercise science ... daughter of Daniel and Sabrina Hensley ... accepted to the Florida State College of Medicine and received a scholarship from the Army ... was sworn in to the Army Reserves on January 29, 2014 ... recieved the ACC Post Graduate Scholarship Award on Feb. 4, 2014 ... watches "Swamp People" ... favorite band is Paramore ... has a superstition of chewing double bubble for rallies ... would like to meet Peyton Manning ... favorite activity with teammates is hackey sack ... favorite home-cooked meal is steak and eggplant ... favorite ice cream flavor is Rocky Road ... favorite movie is "Harry Potter" ... wears number 23 because her father and sister wore it.

Career Statistics at Florida State

Year	avg	gp-gs	ab	r	h	2b	3b	hr	rbi	tb	slg%	bb	hbp	so	gdp	ob%	sf	sh	sb-att	po	a	e	fld%
2011	.182	35-23	66	6	12	2	0	2	9	20	.303	6	2	16	0	.270	0	0	0-0	17	1	3	.857
2012	.258	57-57	132	12	34	2	0	1	14	39	.295	20	0	18	2	.348	3	1	2-2	394	9	9	.978
2013	.315	63-63	178	36	56	13	1	13	54	110	.618	33	5	28	2	.427	4	0	1-1	70	38	6	.947
TOTAL	.271	155-143	376	54	102	17	1	16	77	169	.449	59	7	62	4	.374	7	1	3-3	481	48	18	.967

7 WCWS APPEARANCES ♦ 11 ACC TITLES



ALEX KOSSOFF

Redondo Beach, Calif. – South Torrance HS

Freshman Season (2013):

Became a reliable player at the bottom of the order ... Florida State's primary right fielder who started 30 games ... batted all across the order, including ninth (17 games), eighth (6), sixth (3), seventh (2), first (1) and second (1) ... recorded three multiple-hit games, with all three being two-hit performances ... recorded first stolen base of her Florida State career against Hofstra on Feb. 16 ... played a big role in Florida State's 'Miracle in Mobile' rally in the South Alabama Regional, recording an infield single that allowed Courtney Adams to eventually score and cut the deficit to 6-2 with two outs ... Knocked in her first RBI as a Seminole against Troy ... came in to pinch-hit against Presbyterian and went 1-for-1 with a run scored ... drew two walks and scored a run in the second game of a doubleheader against FIU ... was a perfect 2-for-2 from the plate against Boston College...entered the game as a pinch-hitter against Virginia and finished 2-for-2 with a triple, an RBI and a run scored ... had two hits and an RBI against Boston College in the ACC Tournament ... went 1-for-1 against Mississippi State in the NCAA Mobile Regional ... jumped her batting average by 65 points over her final 17 games played, going 12-for-37 (.324) ... drew nine walks, including two against FIU in game two of a doubleheader on March 12 ... recorded RBIs in back-to-back games against Tennessee State and Georgia Southern.

Kossoff's Career Highs

Hits:	2, three times
Triples:	1, Virginia, 4/14/13
RBI:	1, six times
Runs scored:	1, 14 times
Walks:	2, FIU, 3/12/13
Stolen bases:	1, three times

High School:

Outstanding athlete for South Torrance High ... played four years of softball and three years of soccer ... ranked No. 92 in the ESPN Top 100 signees of 2012 ... earned feats such as first team all-league in 2009 ... first team all-league and best offensive player in 2010 ... first team all-league, second team all-area, All-California Interscholastic Federation (CIF), MVP, Athlete of the Season (spring) and Female Athlete of the Year in 2011 ... first team all-league, first team all-area, best offensive, All-CIF and first team all-state her senior year of high school ... finished junior season batting .506 with 33 stolen bases and 37 runs scored in 28 games played ... did not commit an error and struck out just five times in 109 plate appearances as a junior ... also earned soccer accolades such as All-CIF Southern California, Rookie of the year in 2009 and best defensive player in 2010 and 2011

... club team was the Mizuno Pride ... was a member of Best Buddies, which aims at creating enriching opportunities for those with intellectual and developmental disabilities ... also a member of the student council and the spirit club (Green House Effect) ... earned academic honors in English and Social Science (Spartan Laurel in 2011 and 2012) ... honor roll student all four years of high school.

Personal:

Born on April 26, 1994 ... majoring in exercise science ... daughter of Alan Kossoff and Korey House ... has two sisters ... favorite movie is "She's the Man" ... favorite magazine is Seventeen ... favorite song is "Free Fallin'" by Tom Petty ... favorite class is Nutrition ... cannot live without her family ... loves country music ... has two rats and a guinea pig ... favorite home-cooked meal is zucchini lasagna with a salad ... would love to be able to play against Duke one day because her father attended college there ... favorite sports idol as a child was Mia Hamm ... would love to meet Derek Jeter and admires his hard work ethic ... wears the number five because it is her dad's favorite number ... hopes to still be involved in sports in the future and has career ambitions of being a strength and conditioning coach ... draws similarities to actress Mila Kunis in that both enjoy having fun ... possesses fast fingers on the computer keyboard.

Career Statistics at Florida State

Year	avg	gp-gs	ab	r	h	2b	3b	hr	rbi	tb	slg%	bb	hbp	so	gdp	ob%	sf	sh	sb-att	po	a	e	fld%
2013	.247	50-30	81	14	20	0	1	0	6	22	.272	9	0	22	0	.322	0	0	3-5	8	0	2	.800
TOTAL	.247	50-30	81	14	20	0	1	0	6	22	.272	9	0	22	0	.322	0	0	3-5	8	0	2	.800



JESSICA NORI

Weston, Fla. – St. Thomas Aquinas HS

Redshirt Junior Season (2013):

Was an effective reliever once again for the Seminoles ... finished 1-0 with a 1.79 ERA in 13 relief appearances ... threw 15.2 innings and allowed 15 hits, three walks and struck out four ... held batters to a .234 batting average ... secured the win against Appalachian State on her longest outing of the season (3.0 IP), allowing only one run on three hits ... the only earned runs she allowed on the season were on March 31 at Maryland ... closed out the game and received a save in the second game of a doubleheader against FIU, retiring all five batters she faced in 1.2 innings of work ... posted a season-high three strikeouts against Boston College ... won the team's Ah-Tah-Ti-Ki award for outstanding academics ... named to the Capital One Softball Academic All-District IV First Team ... pitched superbly with two outs, holding batters to just 2-for-20 (.100) on the season ... made the ACC Softball All-Academic Team.

Redshirt Sophomore Season (2012):

Was a formidable part to FSU's depth-filled pitching staff ... tied school single-season record with four saves ... finished 16th nationally in saves ... went 4-4 with a 2.06 ERA ... threw 51 innings and made 24 appearances, including five games started ... held opponents to a .237 batting average and did not allow a triple all season ... led the Seminoles with a 1.29 ERA in conference play ... named to the Capital One Academic District 4 Softball Team ... All-ACC Softball Academic Team ... earned her four saves against Florida Gulf Coast (March 29), Georgia Tech twice (April 15 and 16) and N.C. State in the ACC Tournament (May 10) ... tied for second in saves in the ACC with teammate Bailey Schinella ... led the conference with 17 games finished ... second in the ACC with 19 games in relief ... her two critical saves delivered in pressure-fill situations against Georgia Tech were shown on ESPN3 and ESPNU ... contributed greatly to FSU's school-record 10 team saves, breaking the single-season school record of seven held in 2002 ... enjoyed an excellent season as a reliever, garnering just a 0.87 ERA in 19 relief appearances ... as a reliever, she allowed just four earned runs in 32.1 innings pitched and walked just five with 20 strikeouts ... earned wins against Mississippi (Feb. 10), Virginia Tech (April 7), Florida A&M (April 10) and Maryland (May 5).

Nori's Career Highs

Innings pitched: 7.0, two times
Walks allowed: 4, at Georgia Tech, 5/7/11
Strikeouts: 6, twice
Batters faced: 33, at Georgia Tech, 5/7/11



Redshirt Freshman Season (2011):

Finished 8-5 with a 2.84 ERA ... tossed three complete games ... threw 88.2 innings and struck out 40 while allowing 97 base hits ... opponents hit .278 against her ... walked just 21 batters all season, averaging one base-on-ball per four innings ... made 22 appearances, which includes 11 starts ... named an NFCA All-America Scholar-Athlete ... had two tremendous performances in the NCAA postseason, earning victories against Georgia State (no runs in 3.1 relief innings) and UAB (one run allowed in six innings pitched) ... ended the

regular season with 6.1 scoreless innings pitched against Georgia Tech on May 8 and Virginia on May 14 ... pitched six or more innings in six of her 11 starts ... also threw five or more relief innings against Virginia Tech, Mercer, North Florida and Georgia ... earned first career victory over Middle Tennessee on Feb. 18, allowing one run on three hits while fanning five ... also posted wins versus Mercer, North Florida, Boston College and Georgia Tech ... one of her best relief appearances against nationally-ranked Georgia Tech on May 8 when she allowed just two hits in the final 4.1 innings to get the victory.

Freshman Season (2010):

Stayed with FSU as a team manager.

High School:

Extremely productive player at St. Thomas Aquinas High ... 2008 Sun Sentinel Second Team ... 2009 Miami Herald First Team ... 2010 Florida ASA state champions ... honor roll in all four years.

Personal:

Born on Feb. 26, 1991 ... double majoring in entrepreneurship and professional sales ... daughter of Peter and Sandra Nori ... favorite flavor of ice cream is mint chocolate chip ... wants to run her own company one day ... wears number 26 because it's the day of her birthday ... always bakes for road trips ... favorite home cooked meal are tacos ... most watched TV channels are ESPN and MLB Network ... favorite fast food meal is a Chick-Fil-A sandwich ... reads People Magazine and Sports Illustrated ... favorite movies are "Sweet Home Alabama" and "The Proposal" ... proudest moment was making the FSU softball team.

Career Statistics at Florida State

Year	ERA	W	L	App	GS	CG	SHO	CBO	SV	IP	H	R	ER	BB	SO	2B	3B	HR	BF	B/AvgWP	HBP	BK	SFA	SHA	
2011	2.84	8	5	22	11	3	0/0		0	88.2	97	49	36	21	40	14	1	6	387	.278	1	4	0	1	12
2012	2.06	4	4	24	5	1	0/2		4	51.0	47	20	15	9	29	10	0	4	218	.237	2	4	3	1	6
2013	1.79	1	0	13	0	0	0/3		1	15.2	15	7	4	3	4	2	0	1	70	.234	1	1	0	1	1
TOTAL	2.48	13	9	59	16	4	0/5		5	155.1	159	76	55	33	73	26	1	11	675	.260	4	9	3	3	19



7

SS

Jr.

MADDIE O'BRIEN

Palm Harbor, Fla - Palm Harbor University HS


2012 ACC ALL-TOURNAMENT TEAM
2013 ACC ALL-TOURNAMENT TEAM

Redshirt Sophomore Season (2013):

Showed greater improvement from her first playing season with career-best numbers of 10 home runs and 47 RBIs ... batted .271 with 10 doubles, a .548 slugging percentage and a .414 on-base percentage ... her 38 walks are the eighth most in school history ... had eight multi-hit games on the season ... recorded 11 multiple RBI games on the year ... virtually flawless at the shortstop position, committing just three errors in 151 chances ... did not record a single throwing error in 2013 ... finished ninth in the ACC in RBIs ... tied for sixth in the conference with three triples ... tied for third in the conference in walks ... reached base in 11 straight games at one point ... batted in the cleanup position 29 times ... reliable hitter all season with run-scoring opportunities ... went 2-for-3 with three RBIs and two runs scored against Arkansas ... reached base in all four plate appearances by drawing three walks and crushing a grand slam on February 28 against Troy ... had a season-best four RBIs in that win over Troy ... was a perfect 2-for-2 from the plate in the second game of a doubleheader against Virginia with a home run, three RBIs and three runs scored ... hit a home run in three straight games, all against Virginia ... recorded an important two-run home run in an ACC Tournament victory over North Carolina ... earned a spot on the ACC All-Tournament Team for the second consecutive year ... posted a home run and three RBIs against Georgia Southern on March 16 ... produced three RBIs against Maryland in a rubber-game win on March 31 ... walked three times in games against LIU-Brooklyn and Troy ... went 2-for-3 with a home run and two RBIs against South Alabama on May 18 in the NCAA Mobile Regional ... recorded six RBIs in postseason play (ACC and NCAA Tournament) ... had six assists in three games against Maryland (March 31) and Virginia Tech (April 20, 21).

O'Brien's Career Highs

Hits:	2, 14 times
Doubles:	2, Boston College, 4/20/12
Triples:	1, four times
Home runs:	2, vs UCSB, 3/4/12
RBI:	6, vs UCSB, 3/4/12
Runs scored:	3, Virginia, 4/14/13
Walks:	3, three times
Sac flies:	2, FGCU, 3/29/12
Stolen bases:	1, two times



Redshirt Freshman Season (2012):

Established herself as FSU's best run-producer ... despite missing seven games due to concussion-like symptoms, managed to lead the team with 43 RBIs ... her RBI total ranks just outside of the Top 10 single-season list in school history ... tied for the third-most in the ACC in 2012 ... finished the year batting .260 with eight home runs, 11 doubles, a .507 slugging percentage and 31 walks ... O'Brien led FSU in doubles and sacrifice flies (5) ... sixth nationally in sacrifice flies ... first in the ACC in sacrifice flies ... eighth in the ACC in walks ... ninth in the conference with 96 assists ... named to the ACC All-Tournament Team after going 2-for-5 with one home run and two RBIs in two games played ... led the Seminoles with 11 multiple RBI games ... recorded eight multiple hit games ... held an eight-game hitting streak ... reached base in 10 consecutive games

... batted in the third (40), fourth (6), fifth (1) and seventh (8) spots throughout the season ... earned the co-rookie of the year award at team banquet ... tallied seven RBIs in a doubleheader victory over NCAA Regional team Florida Gulf Coast on March 29 ... in a doubleheader against Jacksonville on March 20, went 4-for-5 with one home run and six RBIs ... had a career day in FSU's 13-4 win over UC Santa Barbara on March 4, tallying two home runs and six RBIs in the victory ... hit a walk-off three-run home run to end the game and give FSU the mercy-rule win ... O'Brien's six RBIs were the most by a Seminole in a game since former player Kaleigh Rafter also drove in six versus Virginia on April 25, 2009 ... her multiple-RBI performances include six against UC Santa Barbara, five against Florida Gulf Coast in game two of a doubleheader and four against Boston College (April 20) ... also posted three 3-RBI performances against Jacksonville and N.C. State ... her eight home runs are tied for ninth on the school's single-season list.

Freshman Season (2011):

Received a medical redshirt after sitting out the season with a nagging ankle injury.

High School:

All-state player in freshman and senior seasons at Palm Harbor University High ... all-conference, all-county and all-state player during her senior year ... Gold Glove winner as a freshman ... honor roll student in all four years ... won the 2009 18U USA national championship with the Tampa Mustangs, which was coached by Walt Rozanski, Bob Diez and Tim Mouse ... named 5A all-state second team and Gold Glove winner from the St. Petersburg Times as a freshman ... member of the National Honor Society ... ESPN Rise First Team All American ... MaxPreps/Gatorade First Team All American ... 6A all-state offensive player of the year ... 6A all-state first team ... Pinellas County Player of the Year and All-Suncoast Player of the Year ... finished senior season batting .658 with 52 hits, 12 doubles, 4 triples, 7 home runs (2 grand slams) and 53 RBIs.

Personal:

Born March 26, 1992 ... majoring in editing, writing and media ... daughter of Candi and Mike O'Brien ... has one brother ... wants to design her own clothing line ... favorite dessert is frozen yogurt ... favorite drink is milk ... names "the ability to let everything else go and live for the moment as a team" as qualities that make a team leader ... idolized Mickey Mantle as a child ... says the best part of being an ACC student-athlete is playing in front of a big crowd.

Career Statistics at Florida State

Year	avg	gp-gs	ab	r	h	2b	3b	hr	rbi	tb	slg%	bb	hbp	so	gdp	ob%	sf	sh	sb-att	po	a	e	fld%
2012	.260	56-55	150	27	39	11	1	8	43	76	.507	31	0	17	1	.376	5	0	1-2	53	96	11	.931
2013	.271	62-62	166	31	45	10	3	10	47	91	.548	38	4	31	1	.414	2	0	1-1	51	97	3	.980
TOTAL	.266	118-117	316	58	84	21	4	18	90	167	.528	69	4	48	2	.396	7	0	2-3	104	193	14	.955



BAILEY SCHINELLA

Valrico, Fla. – Newsome HS

Sophomore Season (2013):

Improved her hitting tremendously as a sophomore ... batted .250 with one home run, 15 RBIs and three doubles ... her lone home run of the season came at Virginia Tech in the second game of a doubleheader on April 21, hitting the team's record-breaking 50th home run ... earned a spot on the All-ACC Academic Team ... drew 21 walks and struck out just 13 times in 108 plate appearances ... carried a respectable .389 on-base percentage ... had four multiple-hit games and four multiple-RBI games ... recorded a six-game hitting streak ... reached base in nine straight games ... batted in the designated player spot in 36 games ... batted sixth once, seventh in 18 games and eighth in 17 games ... made eight appearances in the circle ... had a base hit and two RBIs as a pinch hitter against Minnesota ... was 5-for-6 with two doubles, two walks, two RBIs and four runs scored in the series at Maryland ... posted three straight multiple-hit games from March 30 to April 3 ... knocked in two RBIs in game two of a doubleheader against Virginia ... brought in a season-high three RBIs in game two of a doubleheader at Virginia Tech ... drew a season-high two walks at Virginia Tech ... had two RBIs in game one of a doubleheader at Georgia Tech ... did not allow a hit in five of eight relief appearances.

Schinella's Career Highs

Hits:	2, four times
Doubles:	1, three times
Home runs:	1, at Virginia Tech, 4/20/13
RBI:	3, at Virginia Tech, 4/20/13
Runs scored:	2, four times
Walks:	2, at Virginia Tech, 4/21/13
Stolen bases:	1, two times
Innings pitched:	3.0, vs UCSB, 3/4/12
Walks allowed:	5, FIU, 3/12/13
Strikeouts:	4, vs UCSB, 3/4/12
Batters faced:	12, vs UCSB, 3/4/12



Freshman Season (2012):

Tied the single-season saves record with four in just her first year ... 16th nationally in saves ... recorded four saves for FSU just over a month into the season, picking up her fourth on March 17 against Fairfield ... likely would have broken the season record but was forced to miss a long period of time following a concussion sustained in practice on March 31 ... also notched saves against Tennessee Tech (Feb. 11), North Dakota State (Feb. 18) and St. John's (Feb. 24) ... threw 21 innings on the season and recorded a 1.67 ERA ... only was able to participate in one regular-season conference game due to her concussion, throwing a scoreless inning against N.C. State on March 11 ... made 13 appearances in the regular season ... held opponents to a .171 batting average ... against non-conference opponents, she had a 0.74 ERA in 11 appearances ... allowed just one extra base hit in 19 innings pitched against non-conference opponents ... had a season-high four strikeouts in three innings pitched against UC Santa Barbara on March 4, earning the victory ... her three innings thrown against the Gauchos was also her longest relief appearance ... made her FSU debut in the season opener against Stephen F. Austin, earning the nine-inning win after throwing 2.1 scoreless innings in relief ... finished 2-1 on the year ... tied with teammate Jessica Nori for second in the conference in saves ... tied for third in the ACC with 12 games finished ... tied for third in the conference with 13 games in relief ... named to the All-ACC Academic Softball Team.

High School:

One of the top pitchers in Florida while at Newsome High ... all-state and all-county selection in her sophomore and senior years ... also an All-Western Conference pick as a sophomore and senior ... St. Petersburg Times All-Suncoast Team ... won the 18U Gold National Championship in 2011 as part of Team North Florida ... 18U Gold Boulder Champions in the Independence Day Tournament ... selected as an Adidas Futures Top 100 Elite Camp participant in 2008 and played in the Adidas Futures All-Star Game in Boulder, Colo.

Personal:

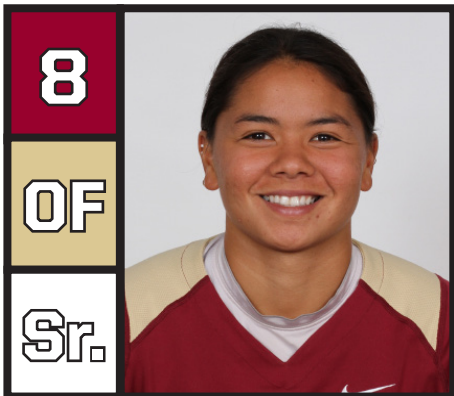
Born March 22, 1993 ... majoring in business ... daughter of Beth and Jerry Schinella ... favorite movie is "Remember the Titans" ... favorite flavor of ice cream is chocolate ... wants to become a successful businesswoman ... cannot live without chocolate ... most watched TV show is "Boy Meets World" ... wears number 27 because her travel ball number was 7 and high school number was 21 so it's "both squished together" ... favorite home-cooked meal is pasta and chicken ... proudest moment was winning 18-U gold nationals ... used to twirl the baton.

Career Statistics at Florida State

Year	avg	gp-gs	ab	r	h	2b	3b	hr	rbi	tb	slg%	bb	hbp	so	gdp	ob%	sf	sh	sb-att	po	a	e	fld%
2012	.000	16-1	6	0	0	0	0	0	0	0	.000	0	0	1	0	.000	0	0	0-0	0	9	0	1.000
2013	.250	41-36	84	14	21	3	0	1	15	27	.321	21	0	13	0	.389	3	0	2-2	0	6	0	1.000
TOTAL	.233	57-37	90	14	21	3	0	1	15	27	.300	21	0	14	0	.368	3	0	2-2	0	15	0	1.000

Year	ERA	W	L	App	GS	CG	SHO	CBO	SV	IP	H	R	ER	BB	SO	2B	3B	HR	BF	B/AvgWP	HBP	BK	SFA	SHA	
2012	1.67	2	1	13	0	0	0/4		4	21.0	13	7	5	8	13	0	0	1	88	.171	3	1	0	0	3
2013	7.30	0	0	8	0	0	0/1		0	7.2	4	9	8	15	3	2	0	0	43	.167	1	4	0	0	0
TOTAL	3.17	2	1	21	0	0	0/5		4	28.2	17	16	13	23	16	2	0	1	131	.170	4	5	0	0	3

7 WCWS APPEARANCES ♦ 11 ACC TITLES



COURTNEY SENAS

Wahiaw, Hawaii – Mililani HS

2013 ALL-ACC FIRST TEAM
2013 ACC ALL-TOURNAMENT TEAM
2011 ACC ALL-TOURNAMENT TEAM

Junior Season (2013):

Had one of the best offensive seasons in school history ... batted .333 with 14 home runs, 52 RBIs, eight doubles, five triples and 58 runs scored ... added a .646 slugging percentage, 27 walks and a .410 on-base percentage ... her 14 home runs tie former player Yuruby Alicart for the most in school history ... the 52 RBIs currently rank sixth on the school list ... finished with All-ACC First Team honors ... collected Co-MVP honors at the team banquet ... earned ACC Player of the Week twice ... led Florida State with 20 multiple-hit games ... posted 14 multiple RBI games ... had an eight-game hitting streak and reached base safely in 16 straight games ... finished 18th nationally in triples ... 45th in triples per game ... 47th in runs per game ... first in the ACC in runs scored and triples ... second in total bases ... third in base hits and RBIs ... seventh in slugging percentage ... moved from centerfield to third base to help with all the injuries sustained in 2013 ... batted second in the order in 50 games ... All-ACC Tournament Team selection ... batted 2-for-3 with a double, a home run and five RBIs against nationally-ranked Hofstra ... hit a triple, a home run, scored two runs and had three RBIs against LIU Brooklyn ... hit a home run in five of six games from March 5 to March 12 ... was a perfect 4-for-4 from the plate with four runs scored and three RBIs in game two of a doubleheader at NC State ... went 2-for-2 with a double, a home run, two walks, three runs scored and three RBIs in game one of a doubleheader against FIU ... scored two runs and knocked in four RBIs against North Carolina ... only had one hit at Maryland on March 31, but the grand slam helped her post five RBIs and score two runs in the game ... collected three RBIs in game one of a doubleheader against Boston College ... recorded her final home run of the season on April 27 at Georgia Tech, tying her for the top spot in program history ... had 14 assists in the North Carolina series on March 22 and 24 ... struck out just 20 times in 225 plate appearances, or just once every near-12 trips to the plate.

Senas' Career Highs

Hits:	4, at NC State, 3/9/13
Doubles:	2, two times
Triples:	1, nine times
Home runs:	1, 19 times
RBI:	5, two times
Runs scored:	4, at NC State, 3/9/13
Walks:	2, four times
Stolen bases:	2, nine times

Sophomore Season (2012):

Improved as a hitter in her second year ... batted .296 with two home runs, 26 RBIs, nine doubles and two triples ... nearly cut her strikeout total in half from her freshman year, fanning just 27 times ... behind Tiffani Brown, Senas emerged as FSU's next-best stolen base threat by recording 19 steals in 23 attempts ... scored 28 runs ... third on the team with nine multiple-hit games ... fifth with five multiple RBI performances ... held a seven-game hitting streak ... reached base in 11 straight games ... started 55 games at centerfield but also made eight starts at shortstop in place of injured Maddie O'Brien ... delivered three-hit performances against Stephen F. Austin (Feb. 10), UC Santa Barbara (March 2), Georgia Tech (April 15) and North Florida (May 1) ... hit for the cycle in a doubleheader sweep over North Florida, combining to go 5-for-7 with one home run, two RBIs, one double and one triple with three runs scored ... finished 3-for-4 with two doubles and three RBIs against Georgia Tech in game two of a doubleheader ... tied her season high with two runs scored on six occasions ... second on the team with four sacrifice flies ... won the regular-season batting title with Tiffani Brown ... finished 5-for-15 at the Citrus Classic ... selected to the Bank of Hawaii Invitational All-Tournament Team ... tied for eighth in the ACC with 55 base hits ... tied for fourth in sacrifice flies ... seventh in the conference in stolen bases.

Freshman Season (2011):

Started 57 of the team's 60 games in centerfield ... batted .291 with five home runs, 23 RBIs, eight doubles and two triples ... stole 21 bases ... moved around often in the batting order, hitting first, second, fifth, sixth, seventh, eighth and ninth in the lineup ... recorded 14 multiple-hit games as a freshman ... named to the ACC All-Tournament Team after hitting .600 with two home runs and five RBIs in FSU's three games ... had one of the most clutch hits of the year when she hit an offering from UNC pitcher Lori Spingola for a two-run home run in the sixth inning of the ACC Championship Game to give FSU a 4-0 lead ... in that same championship game against the Tar Heels, Senas hit an RBI double to provide the Seminoles with a 2-0 advantage ... ended the year on a strong note, batting .417 with two home runs, seven RBIs and 10 base hits in FSU's final eight games ... hit home runs against Middle Tennessee, Utah, Boston College, Virginia and UNC ... her first collegiate round-tripper came in the form of a grand slam versus Middle Tennessee on Feb. 18.

High School:


Starred at Mililani High ... four-time first team all-state shortstop ... 2007 O'ahu Interscholastic Association West Player of the Year ... three-time OIA West First Team shortstop ... two-time position player of the year ... 2010 Mililani High School Female Athlete of the Year ... 2009 MHS softball Most Valuable Player ... also played two years of basketball and ran four years of track & field in high school.

Personal:

Born Jan. 31, 1992 ... majoring in interdisciplinary social science ... has three sisters and one brother ... wants to be an FBI agent or chief of police ... plays the ukulele ... cotton candy is her favorite ice cream flavor ... played basketball, ran track and played softball in high school ... wears number 8 because she is the eighth Senas in her family ... prays before every game ... names her hamster "PeeWee" as something she cannot live without.

Career Statistics at Florida State

Year	avg	gp-gs	ab	r	h	2b	3b	hr	rbi	tb	slg%	bb	hbp	so	gdp	ob%	sf	sh	sb-att	po	a	e	fld%
2011	.291	59-57	165	29	48	8	2	5	23	75	.455	14	1	48	0	.348	1	4	21-27	61	4	2	.970
2012	.296	63-63	186	28	55	9	2	2	26	74	.398	14	1	27	0	.341	4	0	19-23	53	24	5	.939
2013	.333	63-63	192	58	64	8	5	14	52	124	.646	27	0	20	0	.410	3	3	16-18	45	98	9	.941
TOTAL	.308	185-183	543	115	167	25	9	21	101	273	.503	55	2	95	0	.368	8	7	56-68	159	126	16	.947



LACEY WALDROP

Colonial Heights, Va. – Thomas Dale HS

2013 NFCA THIRD TEAM ALL-AMERICAN
2013 ALL-ACC FIRST TEAM
2013 ALL-ACC TOURNAMENT TEAM
2012 ALL-ACC SECOND TEAM

Sophomore Season (2013):

Became the first All-American at Florida State since 2009 when she earned NFCA Third Team honors at the end of the season ... she is the 26th All-American in Florida State softball history ... joined Morgan Bullock on the NFCA All-Southeast Region Second Team ... All-ACC First Team selection ... earned ACC Pitcher of the Week three times ... finished 24-10 with a 1.53 ERA ... generated 259 strikeouts in 219.1 innings pitched ... threw 17 complete games, five shutouts and allowed just six home runs ... opponents hit just .191 against her ... finished 16th nationally in ERA ... 31st in strikeouts per seven innings ... 31st in victories ... 43rd in hits allowed per seven innings ... 26th in strikeouts ... was first in the ACC in ERA and opposing batting average ... also top five in innings pitched, strikeouts, wins, saves, appearances, games started and hits allowed ... surrendered just one run in 18 innings pitched at the ACC Tournament in Tallahassee ... had a memorable 18-strikeout performance at Florida in 6.2 innings pitched ... registered 8+ strikeouts in 15 of 47 appearances ... allowed multiple walks in only 12 appearances ... struck out 12 and only allowed one hit in 5.2 innings in game two of a doubleheader at NC State ... got FSU off to a great start in the NCAA Mobile Regional tossing a complete-game win with 11 strikeouts against Mississippi State and followed it up with a complete-game 10-strikeout performance in getting the win against South Alabama ... had seven double-digit-strikeout performances this season ... picked up saves against Appalachian State and Auburn ... allowed just one home run to an ACC opponent ... in 16 of her 41 games started, she did not allow an earned run ... the Seminoles were 28-13 when Waldrop started in the circle ... recorded a five-inning no-hitter against Troy on March 3 in an 8-0 mercy-rule victory ... came within one out of a no-hitter against NC State on March 10 ... earned the team's Circle Award ... named to the All-ACC Tournament Team ... her 18 strikeouts at Florida was the team's top ESPY moment of the season.

Waldrop's Career Highs

IP:	8.0, at Georgia Tech, 4/27/13
Walks allowed:	6, at Florida, 3/27/13
Strikeouts:	18, at Florida, 3/27/13
Batters faced:	34, LSU, 4/3/13



Freshman Season (2012):

Had a remarkable first year with the Seminoles, finishing 19-5 with a team-best 1.33 ERA ... also led one of the nation's top pitching staffs with six shutouts ... held the opposition to a .179 batting average and allowed just 21 extra base hits in 162.2 innings pitched on the season ... named to the All-ACC Second Team, becoming just the third freshman pitcher in school history to garner an All-ACC accolade, joining former players Niki Zenger (1995) and Jessica van der Linden (2001) ... led the conference in earned run average ... second in opposing batting average ... second with 31 earned runs allowed ... fourth with two saves ... sixth in wins ... sixth with 107 hits allowed ... eighth in innings pitched ... eighth with 139 strikeouts ... named the co-rookie of the year at the team banquet ... twice earned ACC Pitcher of the Week honors ... earned her second conference pitcher of the week award after going 2-0 with 20 strikeouts in 18.2 innings against Troy and Boston College ... won her first ACC Pitcher of the Week honor after going 4-0 in four

appearances against Jacksonville, Florida A&M and Virginia, allowing just two earned runs in 21 innings pitched ... pitched FSU's lone no-hitter of the season in a five-inning victory over Ole Miss on Feb. 12 ... held a streak of 28 consecutive innings pitched without allowing an earned run ... named to Bank of Hawaii Invitational All-Tournament Team ... also had streaks of 25 consecutive scoreless innings pitched and 13 straight hitless innings pitched ... tossed 10 complete games on the year ... recorded shutouts against Tennessee Tech (Feb. 11), Ole Miss (Feb. 12), Mercer (Feb. 19), Southern Illinois (Feb. 25), Virginia (March 24) and against Boston College (April 21-22) ... had saves against Virginia Tech (April 7) and Florida A&M (April 10) ... allowed two runs or less in all 10 of her complete games ... gave up just 12 doubles and six home runs on the season ... made one NCAA postseason start, throwing 2.1 shutout innings against San Diego State on May 19.

High School:

Fantastic pitcher at Thomas Dale High ... first-team all-state selection as a senior ... metro and district pitcher of the year in her last season ... first-team all-district, all-metro and all-region as a junior ... district pitcher of the year and second-team all-state selection in junior season ... district, region and metro pitcher of the year in sophomore campaign ... second-team all-state pick as well as first-team all-district, all-metro and all-region selection in second year ... as a freshman, was named first-team all-district, all-region and all-metro ... second-team all-state and all-district ... picked up metro pitcher of the year honors as a freshman ... Gatorade Player of the Year nominee following superb senior season ... Richmond Times-Dispatch Player of the Week.

Personal:

Born March 6, 1993 ... majoring in editing, writing and media ... daughter of Beth and Chuck Waldrop ... aspires to be a sports analyst or sports health and fitness journalist ... was a member of a community service club called the Keyettes as well as the Ecology Club in high school.

Career Statistics at Florida State

Year	ERA	W	L	App	GS	CG	SHO	CBO	SV	IP	H	R	ER	BB	SO	2B	3B	HR	BF	B/AvgWP	HBP	BK	SFA	SHA	
2012	1.33	19	5	34	26	10	6/3		2	162.2	107	44	31	36	139	12	3	6	660	.179	6	9	0	2	16
2013	1.53	24	10	47	41	17	5/4		2	219.1	159	76	48	55	259	30	2	6	911	.191	13	13	2	3	8
TOTAL	1.45	43	15	81	67	27	11/7		4	382.0	266	120	79	91	398	42	5	12	1571	.186	19	22	2	5	24

7 WCWS APPEARANCES ♦ 11 ACC TITLES



16

P

*Fr.



JESSICA BURROUGHS

Warner Robins, Ga. – Houston County HS

Freshman Season (2013):

Redshirted her first year at Florida State ... has the potential to make a great impact on the pitching staff in 2014 ... earned the Seminole Warrior Award for her maximum effort put forth in the weight room ... should form an effective tandem with All-American pitcher Lacey Waldrop in the 2014 season ... despite not gaining time on the field, she threw excellent bullpen sessions and has a strong repertoire of pitches.

High School:

Had plenty of success at Houston County High ... varsity letterwinner all four years and played club ball for nine years with the Atlanta Vipers ... accolades include first team all-county and all-region as well as second team all-state as a freshman ... named first team all-state, all-county, and all-region as a sophomore ... region pitcher of the year runner-up following sophomore campaign ... first team all-county and all-region as a junior ... also a second team all-state player as a junior ... first team all-state, all-region and all-county following senior season ... earned county player of the year honors ... tossed several no-hitters in high school.

Personal:

Born on Nov. 22, 1993 ... majoring in communications ... daughter of Alesia Taylor and Joe Burroughs ... has one sister ... favorite movie is "Pearl Harbor" ... favorite song is "Stars" by Grace Potter ... favorite subject in school is math ... ACC mascot that she would trade places for a day with is Osceola ... favorite home-cooked meal is twice baked potatoes and shrimp scampi ... her sport idol as a child was Jennie Finch ... most unique job in high school was painting the softball dugout ... television show she watches the most is "Pretty Little Liars" ... favorite accessory in her wardrobe is her grey V-neck T-shirt ... loves shopping.

3

OF

*Fr.



STEPHANIE HARTNESS

Niceville, Fla. – Niceville HS

Freshman Season:

Got off to a great start but her first season was cut short by an ankle injury ... received a medical redshirt ... started all four of her games played in right field ... was perfect from the plate against Bethune-Cookman going 4-for-4 with a double, three runs scored and five RBIs ... finished the game against Jacksonville batting 2-for-3 with a double and registered her first stolen base as a Seminole ... recorded two RBIs in the season opener against Florida A&M on Feb. 8 ... through four games batted .462 (6-for-13) with two doubles and eight RBIs ... batted second in the order in every game played.

High School:

Phenomenal softball player at Niceville High School ... becomes the first National Fastpitch Coaches Association High School All-American to sign at FSU since Brittany Joseph in 2007 ... named an NFCA First-Team High School All-American ... batted .518 with four home runs, five triples and 36 RBIs from the leadoff spot as a senior ... earned NFCA second-team All-America honors as a junior ... batted .550 while leading her high school to its first-ever state title ... managed not to strike out at all as a junior ... earned all-county and all-regional honors in all four seasons of high school ball ... 5A state second team player as a sophomore ... 5A player of the year in junior season ... won gold for the 18U nationals team in the same year ... earned Northwest Florida Player of the Year and 6A state player of the year honors following senior year ... named the All Sports Association/Daily News Big School Softball Player of the Year as she led Niceville to the 6A runner-up spot in senior season ... member of the National Honor Society and an honor roll student.

Hartness' Career Highs

Hits:	4, Bethune-Cookman, 2/10/13
Doubles:	1, two times
RBI:	5, Bethune-Cookman, 2/10/13
Runs scored:	3, Bethune-Cookman, 2/10/13
Stolen bases:	1, Jacksonville, 2/10/13

Personal:

Born on Aug. 23, 1994 ... majoring in exercise science ... daughter of Yvonne and Bob Hartness ... favorite movie is "Grease" ... favorite song is "More than a feeling" by Elvis ... favorite ice cream is moose tracks ... considers herself to be like celebrity Robert Downey Jr. because of their similar sarcasm and sense of humor ... cannot live without her phone ... loves watching "Criminal Minds" ... most played song on her iPod is "Suspicious Minds" by Elvis ... wears the number three because of Babe Ruth ... favorite home-cooked meal is chicken and dumplings ... names work ethic, honesty and faith as qualities that make a team leader ... has learned team commitment from playing sports ... sport idol as a child and person she would most like to meet is former softball standout Natasha Watley ... has ambitions of being a physical therapist.



ALEX POWERS

Melbourne, Fla. – Eau Gallie HS

Freshman Season (2013):

Received a medical redshirt after missing her freshman season due to a knee injury sustained in the fall of 2012 ... has the potential to contribute to the Seminoles both offensively and defensively in a big way in 2014.

High School:

Fantastic player at Eau Gallie High ... earned 6A first team all-state honors during freshman season ... 4A second team all-state during her sophomore

year ... 4A offensive All State Player of the Year during her junior year... 4A first team all-state and Bright House Sports Network Softball Player of the Year during both her junior and senior year ... all-state Defensive Player of the Year as a senior ... 4A All Cape Coast Conference Team all four years of high school ... 2011 4A State Champs ... 2011 National Champs with club team, Team North Florida ... third place at PGF 2011 ... honor roll student all four years ... member of J. Kyle Braid Leadership Foundation, Best Buddies and president of the Interact Club ... played volleyball and ran cross country in high school.

Personal:

Born on June 6, 1994 ... majoring in exercise science ... daughter of Pam and Kevin Powers ... has a dog named Gracie ... favorite movie is "My Best Friend's Wedding" ... favorite band is Rascal Flatts ... career ambition is to be a plastic surgeon ... wears number 11 because it is a family number ... believes that being hard-working, motivating others, encouraging others and being dependable are qualities that make a team leader ... her sports idol as a child and someone she would like to meet is Derek Jeter ... enjoys country music ... watches "Keeping up with the Kardashians" ... favorite accessory in her wardrobe is her watches ... keeps her dress style classy but conservative ... knows how to wiggle her ears ... favorite home-cooked meal is lasagna.



ELLIE COOPER

Fenton, Mo. – Rockwood Summit HS

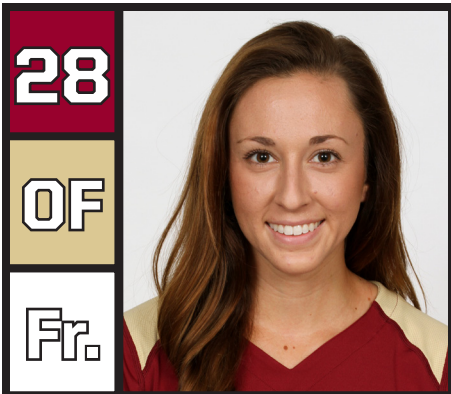
High School:

A three year letterwinner at Rockwood Summit ... enjoyed a fine senior season, being named Suburban South Conference Player of the Year ... also a first-team all-state selection, a first-team all-conference and region pick, the team MVP and the offensive player of the year as a senior ... earned second-team all-state honors as a junior while being named team MVP, offensive player of the year and first-team all-conference and region ... Suburban South

Conference Player of the Year following her sophomore season ... first-team all-conference and region and a second-team all-state performer ... honor roll student all four years ... earned the board of education award in her sophomore and senior years.

Personal:

Born on Dec. 30, 1994 ... daughter of Russell and Stacey Cooper ... originally from Wellington, New Zealand ... has ambitions of being a college softball coach ... has one brother and one sister ... her father played fast pitch softball ... favorite movie is 'A Little Bit of Heaven' ... enjoys reading People magazine ... likes listening to Florida Georgia Line ... favorite ice cream is cookie dough ... cannot live without music ... most played song on her iPod is 'Old Love Feels New' by Chris Young and most played artist is Eminem ... she mostly watches ESPN and 'Pretty Little Liars' ... loves wearing earrings ... describes her style as athletic ... envies celebrity actress Sandra Bullock because 'she is hilarious' ... enjoys a good chicken and dumplings home-cooked meal ... had a guinea pig named Pumpkin when she was younger ... one of her favorite snacks is peanut butter and bananas on toast with honey on top ... suggests to kids that a good pre-game meal is a sandwich and apples with peanut butter ... learned that 'all of the hard work really does pay off' from playing sports ... sports idol as a child was Natasha Watley... hopes to someday meet Derek Jeter ... proudest moment in her life was upsetting Canada by a 2-1 score in the Junior World Championships and placing fourth.



28

OF

Fr.

BELLA D'ERRICO

Ponte Vedra Beach, Fla. – Ponte Vedra HS


High School:

A four-year starter at Ponte Vedra High School ... named to the 5A Miracle Sports Softball First-Team All-State player as a senior ... garnered first team all-first coast, first team all-St. Johns County and team co-offensive player of the year honors in her senior year ... named to the all-first coast team and all-county team her sophomore and freshman years ... garnered her high school's team co-offensive player of the year and Big Bat Award (junior, sophomore and freshman years) and the team hustle and roadrunner awards ... had a career batting average of .450 ...

batted .486 in her senior season ... played club ball for the nationally-ranked Florida Storm Gold under Jerry Shepherd ... a member of the National Honor Society, mission trip club, ambassador marketing club academy, JT Townsend Foundation and Mackenzie Wilson Foundation ... was also a vacation bible school counselor and softball camp volunteer.

Personal:

Born on May 5, 1995 ... daughter of Michael and Mary D'Errico ... a communications major with aspirations of running social media for a company ... has one sister, three brothers and four dogs ... looking forward to playing at Boston College because her dad is originally from Boston and would love for some of her family to come watch the team ... believes that the best part of being an ACC student-athlete is competing against some of the best athletes around ... favorite movie is 'Hunger Games' ... favorite magazine is Teen Vogue ... loves listening to 'Don't Ya' by Brett Eldredge ... enjoys her marketing class ... believes she cannot live with her Nikes and Starbucks ... most played song on her iPod is 'Get Your Shine On' by Florida Georgia Line ... likes to wear headbands ... calls her dress style vintage ... favorite home-cooked meal is grilled chicken and rice ... fruit, yogurt and granola are her choices for a healthy snack ... squats, lunges and pushups are the top exercises she believes that kids can do at home ... recommends kids eat bananas before a big game and that they do something active every day ... favorite video game to play is Wii Baseball ... believes that it is important to stay in school not only to have a successful life, but also to become the best version of you and reach your full potential ... has learned the importance of hard work, physically and mentally, through playing sports ... says that her proudest moment was becoming a 'Nole.



12

IF

Fr.

VICTORIA DADDIS

St. John's, Fla. – Creekside HS

High School:

Earned Florida Class 5A Player of the Year following senior season at Creekside High ... also a Class 5A First Team player in 2012 and 2013 ... led her county in batting average as a sophomore, hitting .456 ... named Miracle Sports All-Florida High School 5A Defensive Player of the Year following her junior season ... All-First Coast softball team selection as a junior ... led her high school to a district and conference championship as a junior ... multiple

selections to the all-county team ... guided her Florida Select travel club team to the USSSA/ESPNHS 18U Gold 'A' World Series title in 2012 ... 2012 ASA 18U Gold Southern national champions.

Personal:

Born on Aug. 2, 1995 ... daughter of Troy and Tammy Daddis ... has one brother ... an ACC venue she is looking forward to playing at is Georgia Tech ... favorite movie is 'Pitch Perfect' ... favorite class is general psychology ... favorite flavor of ice cream is vanilla ... something she cannot live without is her phone ... her career ambition is to get into physical therapy ... loves listening to the Country Hits station on Pandora ... TV shows she watches the most are 'Criminal Minds' and 'SportsCenter' ... favorite accessory in her wardrobe is her Pandora bracelet ... her dress style is athletic ... wears No. 12 for her travel ball coach Kristen Butler who taught her to dream big ... enjoys napping ... believes leading by example, showing perseverance and having heart are qualities that make a team leader ... favorite home-cooked meal is chicken parmesan ... favorite healthy snack includes fruit ... recommends to kids to eat pasta the night before a big game and have peanut butter on a bagel the morning of a big game ... sports idol as a child is Derek Jeter ... people she would most like to meet include New York Yankees Mariano Rivera and Robinson Cano ... proudest moment was signing to FSU.



RYANN DAY

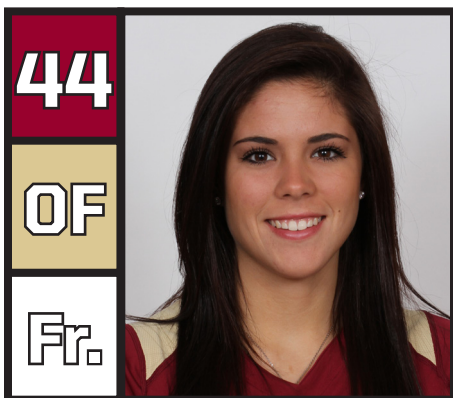
Phoenix, Ariz. – Sandra Day O'Connor HS

High School:

An excellent all-around player at Sandra Day O'Connor High ... started third base on the varsity team when she was just a freshman ... started as a sophomore at pitcher and third base ... garnered 5A Division All-Region and Arizona Adidas Futures 2011 honors ... decided not to play softball her junior and senior years to concentrate on academics, which resulted in a 4.4 grade point average ... as a senior, she attended an alternate school for a half day to receive her Certified Nursing Assistant license ... also spent her time away from softball volunteering at a hospital and a long-term health care facility ... played club for the Arizona Storm-Brun under Kara and Greg Brun ... awarded the Presidents Scholarship and 2009 Presidents Award.

Personal:

Born on Aug. 30, 1995 ... majoring in biology ... daughter of Lori and Wade Day ... her mother played first base for the Seminoles from 1986-89, earning all-region honors as a senior and holding the school record for 1,260 career put-outs ... has one sister and two brothers ... had four dogs growing up ... has an uncle who played roles in popular films 'Bad News Bears' and 'Walk the Line' ... has aspirations of being a nurse practitioner ... enjoys hiking and singing ... most looking forward to playing North Carolina because she can see some of the girls from her hometown ... would like to add Arizona State to the schedule because it is in her home state ... favorite movie is 'She's the Man' ... favorite magazine is Seventeen ... most played band on her iPod is Maroon 5 ... believes she cannot live without hairspray ... knows how to play the piano ... describes her style as 'Classic Chic' ... favorite home-cooked meal is steak and sweet potatoes ... has learned the importance of teamwork and working with others through sports ... sports idol as a child was Jennie Finch ... would most like to meet Babe Ruth because he succeeded even without the advancements made in today's sports world ... proudest moment in softball was hitting her first home run.



LAUREN HARRIS

St. Cloud, Fla. – Harmony HS


High School:

Established several school records while at Harmony High ... those records include home runs (19), RBIs, stolen bases and slugging percentage ... her softball jersey was the first to be retired at the school ... four-time all-state performer, including three first-team honors as a sophomore, junior and senior ... four-time Orange Belt All-County Team player ... led her team to district and regional championships as a sophomore as well as a district title as a senior ...

All-Central Florida Honorable Mention 7A utility player following junior year ... named the Osceola Gazette Co-Player of the Year following sophomore season ... All-Central Florida Second Team utility player as a sophomore ... named the team rookie of the year as a freshman ... also weightlifted her first two years in high school, being named the team's MVP as a freshman and a sophomore ... played volleyball as a sophomore ... became a certified vet assistant.

Personal:

Born April 26, 1995 ... majoring in exercise science ... daughter of Billy and Laura Harris ... has one sister ... favorite movie is 'Hansel and Gretel: Witch Hunters' ... favorite song is 'Here Comes the Boom' by Nelly ... one thing she cannot live without is her phone ... most played song on her iPod is 'It Goes Like This' by Thomas Rhett ... enjoys watching 'Pretty Little Liars' ... favorite accessory in her wardrobe are her earrings ... a home-cooked meal she loves is steak with mashed potatoes and green beans ... healthy snack she recommends to kids are oranges ... believes fruit and a ham & cheese sandwich are good foods to eat before a big game ... sports idol as a child is Laura Berg ... proudest moment was having her jersey retired at her high school.



RYLAN HARVEY

Mont Belvieu, Texas – Barbers Hill HS

High School:

Four-year softball player under Coach Perri Smith at Barbers Hill High School ... received district 19-4A MVP, Houston Chronicle All-Greater Houston First Team (Pitcher and 1B) and Houston Area South Red All-Star honors as a senior ... ended HS career as Houston Area All-Star Game Champions and District 19-4A undefeated district champions ... led her team to the regional quarterfinals with a 16-0 district record and a 32-4 season record ... led the Houston area with a season-low 0.00 ERA through the second round of state playoffs and only suffered two losses in the circle in senior year ... had a batting average of .410 and a .998 fielding percentage as a senior ... led her team to a No. 1 ranking in the state for all but five weeks of the season ... named to the District 19-4A First Team as a sophomore and junior ... named to the Baytown Sun All-Area First Team all four years ... helped team to postseason appearances all four years ... also played two years of volleyball and one year of basketball and track while in high school ... earned academic all-state honors her senior year and was named to the honor roll all four years ... was the yearbook sports editor and a member of Young Life and the Spanish Club ... played club ball for the Gold Coast Hurricanes Gold.

Personal:

Born on June 13, 1995 ... majoring in sport management ... daughter of Jaime and Gina Harvey ... father played football at Lamar University ... has one sister named Ryley ... favorite movie is 'Tommy Boy' ... favorite artist is Luke Bryan ... names sports as something she cannot live without ... has aspirations of being a sport agent ... song most played on her iPod is 'Diamond in my Pocket' by Cody Johnson ... most watched channel is ESPN ... has a passion for shoes, especially Chuck Taylors ... describes her dress style as 'skater' ... favorite home-cooked meal is chicken pot pie ... had four dogs, four cats and one goat as pets growing up ... favorite healthy snack is oranges ... recommends that kids eat peanut butter crackers before a big game ... suggests not eating too much junk food and always exercising in order for kids to stay healthy ... loves playing NFL Madden 13 ... learned that 'practice makes perfect and giving up is never an option' through playing sports... sports idol as a child was Josh Hamilton ... would love to meet Tim Tebow someday.



COREY HENDRICKSON

Arvada, Colo. – Arvada West HS

High School:

A two sport standout in softball and basketball ... earned all-state honors in basketball and softball her senior year ... all-conference player in softball as a junior and a senior ... all-conference in basketball and all-county MVP in her senior year ... earned the outstanding senior athlete award and was placed into the Arvada West Hall of Fame following superb senior season ... awarded the US Marine Corps Distinguished Athlete Award ... ran track for three years

and played one year of golf ... a four-year honor roll student who was a member of the National Honor Society and the Arvada West Captain's Table ... played club ball for the Colorado Styxx Gold under Joe Lembeck.

Personal:

Born on June 30, 1995 ... daughter of Joe and Paula Hendrickson ... her mother played basketball at Western State ... has one brother and one sister ... her brother, Austin, plays football at Northern Colorado ... favorite band is Imagine Dragons ... enjoys biology ... enjoys watching Teen Wolf ... wears the #32 because her mom and older sister wore the same jersey number ... giving Christmas presents to families that couldn't afford them was her most gratifying community service performed ... 'believes that confidence, positivity, giving maximal effort 24/7 and being well liked' are qualities that make a team leader ... favorite home-cooked meal is bow tie pasta with sausage and bacon ... suggest that kids should eat peanut M&M's before a big game ... learned the importance of bonding and building relationships with teammates through sports ... sports idol as a child was Michelle Wie ... would most like to meet LeBron James.



HEAD COACH LONNI ALAMEDA

Through five stellar years as the head coach at Florida State University, Lonni Alameda has upheld the proud tradition of Seminole softball in guiding FSU to five consecutive trips to the NCAA softball championship.



It was in her last coaching season in 2013, however, where she made her biggest splash yet. The Seminoles reached the NCAA Super Regionals for the first time since 2006 following a miraculous comeback against South Alabama in the Mobile Regional championship game. The five-run comeback with two outs in the top of the seventh against the 13th-seeded Jaguars personified the team's never-say-die attitude under Alameda.

And it was in that 2013 year that Alameda may have produced her best coaching season yet. The Seminoles began the season derailed by some difficult early-season injuries to prominent student-athletes. Somehow, some way, Florida State managed to push through and accomplish an enormous list of feats. With the team reeling after some harsh early-season setbacks, Alameda was able to keep 23 players calm and focused en route to an unforgettable year.

The Seminoles finished their 2013 campaign with a 44-19 record and an unprecedented 18-2 mark in ACC play to earn the program's 11th ACC regular-season title. Alameda earned her first ACC Coach of the Year award while coaching a school-record four All-ACC First Team selections. Morgan Bullock's second-team pick gave Florida State five All-ACC selections total, tying the 2007 team's record.

As the pitching coach, Alameda was influential on one of the most dynamic duos in the nation in Lacey Waldrop and Monica Perry. Waldrop earned NFCA Third-Team All-America honors, the first at Florida State since 2009, while Perry emerged as the most dominant pitcher in ACC play. The two helped the Seminoles finish 10th nationally for the second straight year in earned run average at 1.82, and helped guide Florida State to a 14th-place finish in the ESPN.com/USA Softball Poll and a No. 15 ranking in the USA Today/NFCA Poll. The rankings are the team's highest since 2004.

Alameda, who began her coaching stint in Tallahassee in 2009, has helped FSU softball continue its streak of reaching the NCAA Tournament in 14 consecutive seasons - every year since the new millennium in 2000. FSU is one of just 11 Division I collegiate softball programs to make the NCAA postseason in every season since then.

In 2012, the Seminoles achieved a mark of 47-16, their most wins since going 62-12 in 2004. Alameda led FSU to a 15-13 record against NCAA post-season teams throughout the year, which included nationally-ranked victories over 14th-ranked UCLA, 23rd-ranked North Carolina twice and Women's College World Series participant LSU.

Since arriving at FSU, Alameda has earned 18 Top 25 victories. Her final signature win of the 2012 year came at the Los Angeles Regional, when the Seminoles knocked off host UCLA in a 2-1 victory. The win was FSU's 50th NCAA Tournament victory in its illustrious history. The program now has 53 NCAA postseason victories.

As the team's pitching coach, Alameda's influence on FSU starters Lacey Waldrop and Monica Perry was enormous in 2012. Both pitchers finished in the Top 30 nationally in earned run average, making FSU one of just five programs to have multiple pitchers in the top 30. Each hurler earned ACC Pitcher of the Week honors twice, and were named to the All-ACC squad. As a unit, the Seminoles finished 10th in the country with a 1.53 team ERA.

In just her third season as head coach at Florida State, Alameda helped the Seminole softball program snap a seven-year ACC title drought to highlight an entertaining 2011 season. Despite making the conference tournament in Atlanta as the No. 4 seed, it was Alameda's season-long coaching tactics combined with the energy of her motivated group that enabled the Seminoles to storm through the competition and defeat second-seeded North Carolina, 4-1, to clinch an automatic NCAA Regional bid.

Under Alameda's guidance, the 2011 Seminoles created a noteworthy program achievement - for the first time in school history, FSU softball reached 12 consecutive NCAA Regionals. Her group also won two games in the Athens Regional, defeating Georgia State and UAB, to get to the final day of a regional for the first time since 2006.

Alameda came to Florida State prior to the 2009 season and went on to surpass 200 career coaching victories in her first year in Tallahassee (she picked up her 300th win on March 17, 2012 against Fairfield). The Seminoles finished the 2009 campaign with a 44-16 record and achieved the best conference record in school history at the time with a 17-4 league mark. In her second season as head coach, Alameda led the Seminoles to a 44-18 record and second-consecutive appearance in not just the ACC Championship game but the NCAA Tournament.

Since Alameda has made Tallahassee her home, she has now led the Seminoles to four ACC Championship game appearances in five seasons.

Under Alameda's tutelage, the 2010 Seminoles accomplished a lot of statistical feats. Not only did FSU get off to its best start since 1993 by starting the year 20-2, but the team capped off the year with high marks in a bevy of categories. The Seminoles' .297 batting average was the best since 2003 and the team's 212 total walks were the most since the 2004 season, just to name a few. The 'Noles also posted just 226 strikeouts at the plate; the fewest since the 1998 campaign.

Adding to Alameda's on and off-field influence, Hamilton became just one of two conference players in 2011 to be named to the All-ACC Team on three different occasions. Shayla Jackson and Jen Lapicki joined Hamilton on the 2011 all-conference squad. In 2012, four more student-athletes made the All-ACC Team under Alameda's watch including Tiffani Brown, Briana Hamilton, Perry and Waldrop. Brown and Shayla Jackson also were named to the NFCA All-Southeast Region Second Team.

Aside from the five total All-ACC Team members in 2013, Alameda coached her first ACC Scholar Athlete of the Year when Kelly Hensley was recognized for the honor. Hensley also was named to the Capital One Academic All-America Third Team.

In 2011, Sarah Hamilton ended her illustrious career as one of the best pitchers in school history, with Alameda playing a large role in her success. Among her noteworthy feats, Hamilton became the first hurler in FSU history to finish with at least 1,000 career strikeouts, ending her four-year stay with 1,005 K's.



HEAD COACH LONNI ALAMEDA

For her team's exploits on the field in 2009, Alameda and the Seminoles had the opportunity to host a regional in the NCAA Tournament for the first time since the 2004 season. Alameda coached several Seminoles that garnered postseason awards as Hamilton was named a Third Team Louisville Slugger/NFCA Division I All-American as a sophomore. Hamilton was also named ACC Pitcher of the Year, an ACC First Team member and to the Louisville Slugger/NFCA All-Southeast Region Team. Then-senior catcher Kaleigh Rafter was also named to the team and was an All-ACC First Team member. Wynn and Gober (both second team) were also student-athletes coached by Alameda who were recognized as All-ACC players.

An All-Big Eight selection as a player at Oklahoma, Alameda came to FSU from UNLV, where she spent five seasons reviving the Rebels' program. She replaced Dr. JoAnne Graf, who retired after 30 seasons with the Seminoles.

Alameda carries an impressive coaching résumé on the international level and, since 2004, has helped in the development of Canada's National Team. She aided Canada up until the 2004 Summer Olympics and resumed as an assistant following the Rebels' 2005 season. In the summer of 2006, Canada qualified for the 2008 Summer Olympics in Beijing, China, after its strong showing in the World Championships. Alameda spent the summer of 2008 with the Canadian team which ended its quest for the gold with a fourth-place finish at the Beijing Olympic Games.

Prior to Alameda's arrival at UNLV, the Rebels had seven straight seasons below .500 and hadn't participated in NCAA Regional play since 1996. In 2005, just her second season at the helm of the program, Alameda guided UNLV to a 44-19 record, including a program-best 17 Mountain West Conference wins, and a trip to Los Angeles for NCAA Regionals. Alameda was named Mountain West Conference Coach of the Year in 2005 and again in 2007 and the entire staff garnered NFCA West Regional Coaching Staff of the Year in 2005.

THE ALAMEDA FILE

- Enters her sixth season as head coach at Florida State and 11th year as a head coach at the Division I level
- Holds a 368-255-1 career record
- 213-97 (.687) record at Florida State
- Guided Seminoles to the ACC title in 2011, the regular season title in 2013 and has led them to four title game appearances
- As the team's pitching coach, she has helped six hurlers be named to the All-ACC First or Second Team since 2009
- Earned Win No. 300 vs. Fairfield on March 17, 2012
- Helped coach the Canadian Softball Team in the 2004 and 2008 Summer Olympics
- Mountain West Conference Coach of the Year in 2005 and 2007

Alameda went 25-35 in her first season at UNLV, which was a four-game improvement over 2003's final tally. She then posted a staggering 44-19 mark in 2005 and the program's first trip to NCAA Regionals since 1996. In 2006, the squad was set back by injuries and fell to 26-37, but saw a 180-degree turnaround in 2007.

Under Alameda's direction, the Rebels enjoyed recognition at the conference and regional level. Five Rebels garnered Louisville Slugger/NFCA All-Regional honors while 13 players have earned all-Mountain West Conference accolades, including two pitchers of the year and one freshman of the year awards.

To Alameda, academics are just as important as on-the-field production. Since taking over the program, the Rebels had 58 Academic All-MWC honorees. Over that time span, the team had 10 or more players honored four times, including 11 softball student-athletes in 2008. The softball program had 21 MWC Scholar-Athletes selected, as well.

In her five seasons at Florida State, Alameda's academic priorities have been apparent. She has coached one ACC Scholar Athlete of the Year, two academic All-Americans, three NCAA postgraduate scholarship award winners, seven academic all-district team members and 16 All-ACC Academic Team players.

During her tenure at UNLV, Alameda also stressed the importance of community service and had players volunteer their time at the Nevada Childhood Cancer Foundation and Child Haven while participating in breast cancer walks and blood drives. Her emphasis has not changed since arriving at FSU, with the 2011 Seminole Squad earning honors such as the SemiGnome Award for community service and routinely producing standout student-athletes who are honored for their charitable ways. One of those players was Kelly Hensley who was awarded a 2013 Top Six For Service honor.

Alameda came to Las Vegas after eight seasons as the assistant coach at Stanford University, where she helped guide the Cardinal to a 320-179-1 record and six straight NCAA Regional appearances. She oversaw the pitching staff there and produced three All-Americans: Becky Blevins, Marcy Crouch and Dana Sorenson.

Prior to her stint at Stanford, Alameda spent two seasons as an assistant coach at Barry University (Miami Shores, Fla.). She helped the Buccaneers to a fifth-place NCAA Division II finish in her first year. She also spent some time on the international stage, serving as an instructor for both the Aruba (1995) and Spanish (2000) national teams.

An all-around great athlete, Alameda began her collegiate career as a pitcher at St. Mary's University (San Antonio, Texas) where she led the Rattlers to the NAIA Tournament in her only season. She later transferred to Oklahoma in 1989 and played softball and volleyball for the Sooners. She was a two-time All-Big Eight selection as a first and third baseman, while hitting .359 as a senior in 1992.

Alameda earned her bachelor's degree in communications from Oklahoma in 1993 and played softball professionally in Europe for a season before beginning her coaching career.





ASSISTANT COACH TRAVIS WILSON

Assistant Florida State softball coach Travis Wilson helped put together an extraordinary campaign for the Seminoles in 2013 as they reached their first NCAA Super Regional in seven years. Wilson oversees the offense and focuses on developing the hitters.

In just his second year, Wilson helped Florida State achieve some record-breaking numbers in what was the most explosive offense in program history. The Seminoles shattered the previous home run record of 49 in 2007 by producing 60 round-trippers in 2013. For the first time ever, four Seminoles finished with double-digit home runs including Courtney Senas (14), Kelly Hensley (13), Maddie O'Brien (10) and Celeste Gomez (10).

Florida State's 316 RBIs set a school record, topping the previous mark of 313 in 2004. The 2013 squad also set a program record for slugging percentage at .476, topping the previous mark of .442 in 2007. As a result, Florida State was able to win 17 games by mercy rule in its most recent campaign and recorded 20 games with double-digit base hits.



Wilson also oversees the team's fielding, highlighted by one of the nation's best defensive shortstops in Maddie O'Brien. The Palm Harbor, Fla. native committed just three errors in 151 chances in 2013 and did not record a throwing error. With early-season injuries throwing players into makeshift positions, Wilson worked arduously with each infielder and outfielder on their mechanics and created a well-accomplished group that nonetheless got the job done.

Joining fellow assistant coach Craig Snider as the team's offensive instructors, Wilson helped the Seminoles make strides at the plate in their debut 2012 year. Coaching a youthful unit that included just one everyday senior starter, Wilson also made a great impact on the team's defensive game as it became a sound group in the field.

In 2012, the Seminoles finished the year with a .966 fielding percentage to rank in the upper echelon on a national scale. FSU became an entertaining group to watch defensively as student-athletes such as third baseman Briana Hamilton, shortstop Maddie O'Brien, second baseman Tiffani Brown and centerfielder Courtney Senas made a bevy of highlight-reel plays throughout the season. A fundamentally-sound unit of infielders and outfielders collectively produced both the routine and difficult plays.

It was the solid play of FSU's defensive stalwarts that helped the Seminoles

begin the 2012 season with a 16-0 record, the second-best start in school history. The 16-game win streak ties for the 10th longest winning stretch for the program.

Wilson is seen as an excellent instructional mind by FSU's student-athletes, which was evident from the first day of practice in the fall 2011. He is a reliable arm for batting practice who is always offering excellent teaching points to better enlighten each player. Wilson has proven to be an absolute student of the game who utilizes various statistics in his meticulous game-day preparation.

Wilson is a native of New Zealand who has already taken on an important role in recruiting. The baseball, softball and cricket veteran serves as the Seminoles' hitting and fielding coach, using his past success as a player to better serve his student-athletes.



"Travis is from both professional baseball and the New Zealand National Program," head coach Lonni Alameda said when Wilson first arrived in the summer 2011. "From the first time I met Travis I knew he would be a great fit for our program. It is not often you come across someone that has played the same game that the girls do and yet has 10 years of Major League Baseball experience. He is personable and he has won at the highest level of this game from the men's side. He has played every position you can on the field and has been among some of the world's best in men's fastpitch. I believe Travis will be able to relate to the players on a unique level as he still plays the game. He is excited about this opportunity and can help our program get to the next level."

Alameda's words have become prophetic so far, with Wilson doing an excellent job of working with each student-athlete and enhancing their overall game. In just two seasons of work, countless players have improved their batting average and expanded their defensive abilities through the work of Wilson.

From 1996-2004, Wilson played seven seasons in the Atlanta Braves organization covering all stops from Rookie Ball to Triple-A. He enjoyed much success in his professional stint, being named an All-Star for the Appalachian League (1998), South Atlantic League (1999) and the Carolina League (2000). He was named Carolina League Player of the Year for the Myrtle Beach Pelicans, and led the Grapefruit League in hitting for the Braves during spring training in 2001.

Wilson ended his professional career in 2004 with the Cincinnati Reds' organization in Chattanooga, Tenn. As a softball player in New Zealand for the Black Sox, he made his debut as a 16-year old in 1994 and was named both the New Zealand Softballer of the Year and the Canterbury Softballer of the Year after posting a team-best .396 batting average in 1996. He would earn the Canterbury Player of the Year honor multiple times and become one of his country's biggest softball ambassadors. He continues to play today.

Wilson's most recent baseball stint was as an instructor for the Idaho Falls, a Rookie League team of the Kansas City Royals. His tasks included scouting the Pioneer League, writing reports and utilizing video while communicating with the Royals organization on several prospects. His efforts have helped the Royals claim their status of having the best farm system in Major League Baseball, as asserted by several minor-league publications. On the field, he helped his players develop their infield/outfield skills, base running and hitting mechanics. Wilson also served as expert commentator for the ISF Men's World Softball Series, and was fielding coach and video analyst for the Black Caps of the New Zealand Cricket Association.

Wilson is married to his wife, Jill. The two have a son named Tyler.



ASSISTANT COACH CRAIG SNIDER

Assistant Florida State softball coach Craig Snider begins his third season with the Seminoles and has already done wonders with the Seminole hitters in just two years in Tallahassee.

Using his technological approach to help each batter, Snider was an enormous part of the 2013 team's record-breaking offense that set school marks for home runs (60), RBIs (316) and slugging percentage (.476). In no way was the offense one-dimensional, as the Seminoles also posted a .292 batting average and recorded 156 extra base hits, just two shy of the program record.



Many individual improvements have come under Snider's watch, including the recent career years put forth by Courtney Senas (.333/14 HRs/52 RBIs), Morgan Bullock (.346 batting average), Kelly Hensley (.315/13 HRs/54 RBIs), Kirstin Austin (.333/4 HRs/26 RBIs) and several others. Snider helped accomplish so much success at the plate despite being without three key everyday players who were out with season-ending injuries early in the year. Known as a tradition-rich program with enormous pitching feats, Snider has helped give a vital boost to the Seminole bats that helped carry the team along with good pitching in 2013.

Arriving in the summer 2011, Snider helped foster a winning attitude and developed tremendous camaraderie with student-athletes and recruits immediately. He worked actively to improve the individual performances of several student-athletes in the 2012 season, helping players such as Briana Hamilton, Tiffani Brown, Kirstin Austin and others record banner years. Hamilton and Brown earned selections to the All-ACC First Team for the first time in their careers, while Austin's noticeable improvement at the plate gave the Seminoles an enormous spark throughout the year.

In 2013, Snider watched three position players in Senas, freshman Victoria East and Bullock earn All-ACC selections.

In 2012, Snider's daily teachings helped the team establish a strong sense of plate discipline. FSU's 230 walks were vital toward manufacturing runs, with it being the team's highest total since 2004. Throughout the season, the Seminole offense proved to be a clutch-hitting bunch that could come through in late-game situations. It was also a fundamentally-sound group that improved greatly in situational hitting, contributing to its 47-16 overall record this past season.

Moreover, Snider's first season at FSU was an enjoyable one for everyone associated with the program. He has proven in just a short period of time how easily he relates with student-athletes while working with them day-to-day, and is someone who is sure to develop positive and meaningful relationships with future Seminoles on the recruiting trail. As someone who possesses an innovative mindset, Snider will continue to help FSU student-athletes at the plate through his analytical work in the video room, batting cages and on the field.

The Franklin, Ky. native has built a reputation for being a difference maker everywhere he has been, which includes Stephen F. Austin, Oklahoma, Centenary and Lindsey Wilson College. Over the last decade, Snider has propelled each of his teams toward tremendous improvement at the plate, and looks to continue his history of success as FSU's hitting coach.

In his most recent stint at Stephen F. Austin as an assistant coach, Snider helped turn the Southland Conference program around right away. He took over as hitting coach in 2007 following a season in which the Ladyjacks finished with a .229 batting average. Over the next three seasons, SFA batted .274 (2008), .275 (2009) and .278 (2010). He also led the team to sharp spikes in home runs, on-base percentage and slugging percentage, as SFA recorded 43 round-trippers in Snider's first season after hitting just 16 the season before.

At Stephen F. Austin, Snider took on several roles in guiding the program toward its recent success. He devised hitting and defensive workouts during the fall, directed all aspects of camps, developed team-building exercises, served as a fundraising arm, handled much of the recruiting and recruiting databases and oversaw his student-athlete's academic progress.

"I'm extremely impressed with Craig's character," FSU head coach Lonni Alameda said. "He is a genuine person who works hard and loves the game. He has been a part of bigger programs as well as mid majors and I believe that makes him a tremendous coach as you have to be very creative in your coaching as you relate to different styles of athletes. Craig also brings a wealth of recruiting connections. He is very good with people and respected by many and he will now embrace those relationships as a Seminole."

Snider, who has been involved as a coach in softball since 2001, previously assisted in producing three All-Americans at Oklahoma from 2005-06, and played a large role in creating scouting reports as a graduate assistant coach for the Sooners. At his alma mater of Centenary, he helped lead the school to two Mid-Con Tournament championships while providing analysis for recruiting, hitting, fielding and putting together chart systems. His versatility also included field maintenance and even putting together the team's highlight videos in 2004 and 2005.

At Lindsey Wilson College from 2001-03, Snider guided the team to batting averages above .300 every season. He was heavily involved in the recruiting process as an assistant coach and oversaw all summer camps.

"I'm thrilled to help coach at such an established program that is coming off another conference championship and has great things going for it," Snider added when he first came to Tallahassee. "FSU's history of softball success was such a motivating factor for me to come here, and I have no doubt that through the hard work of this current coaching staff and our student-athletes, we can take this program to the next level."

Snider is married to his wife, Lauren, who is a native of Bellville, Texas. The two have one daughter, Riley.





SOFTBALL SUPPORT STAFF



Cathy Badger
Coordinator of Advising



Craig Campanozzi
Video Coordinator



Derrick Coles
Director of Compliance



Art Cunkle
Accounting Specialist



Maxo Jean
Marketing Assistant



Anthony Santiago
Director of Softball Operations



Robin Ahrberg
Head Softball Equipment Manager




Eunice Hernandez
Assistant Athletic Trainer



Kathy Noyes
Technical Support Analyst



Kristen Gravani
Team Dietician



Ryan Zornes
Assistant Director of Facilities



Caitlin Quinn
Assistant Strength and Speed Coach



Aubrey Carr
Student Athletic Trainer



Paige Anderson
Student Athletic Trainer



Greg Wolach
Student Manager



Adam Benvenisty
Student Manager



Peter Suarez
Student Manager



Lindsey Peppers
Student Manager

Support Staff Not Pictured: Darin Bentz - Field Supervisor, Harold Williams - Grounds Crew



MIRACLE IN MOBILE



If there was ever a game that personified the 2013 Florida State softball team's "fight-to-the-end" approach, it was in the Mobile Regional Championship on May 19, 2013. The Seminoles needed to play one final game in the Mobile Regional Championship against No. 13 national seed South Alabama to decide who would move on to the Austin Super Regional. It turned out to be a game that Florida State fans would never forget.

Facing the NCAA's ERA leader in South Alabama's Hannah Campbell, Florida State's hopes of its first NCAA Super Regional appearance since 2006 seemed dashed when they were down 6-1 in the top of the seventh with senior Morgan Bullock on second base. While their dreams seemed to be doomed, junior Bailey Schinella kept fighting at the plate and was issued a walk to put runners on first and second base. Freshman Alex Kossoff kept things alive when she laced a shot toward third base, which was boosted by a throwing error that allowed FSU to plate a run and trail 6-2.

With two runners on base and FSU still trailing by four runs with two outs, the 'Noles needed a big at-bat from freshman Kaitlin Allen. The Tulsa, Okla., native may have been the unsung hero when she drew a full-count walk to bring up home run threat Kelly Hensley with the bases loaded. And on the third pitch of the at-bat, against one of the nation's most dominant pitchers, Hensley hit a miraculous game-tying grand slam that could have shattered the scoreboard out in left center. The big-time blast tied the game in improbable fashion and set off a frenzy in the FSU dugout.

FSU's work was not done, needing to pull out another run in extra innings to complete the comeback. Playing nearby her hometown of Pensacola, Fla., freshman Victoria East showed the nerves of a senior when she led off the top of the eighth with a solo home run to straightaway centerfield. Reliever Monica Perry, who tossed 6.1 shutout innings, closed the game out in the bottom half to send FSU to the Austin Super Regional in unimaginable fashion, winning 7-6.

The "against all odds" Seminoles showed true grit throughout the entire year, but never more than in their most significant game of the season. The victory helped push the program forward and reached a level it had not been to in seven years. And for them to emerge victorious when many others thought the game was well in hand proves that the Miracle in Mobile was as miraculous as its nickname.

Written by Steve Stone - FSU Sports Information





2013 SEASON IN REVIEW

- Had a 44-19 overall record and finished 18-2 in the ACC. Florida State's 18 wins in conference play broke a school record and was one shy of the conference record of 19 by Georgia Tech in 2010.
- Reached the NCAA Super Regionals for the first time since 2006 after winning the "Miracle in Mobile" on May 19, defeating South Alabama 7-6 in eight innings. The Seminoles became the first ACC team since 2009 to reach the super regionals, falling to fourth-seeded Texas in Austin.
- Sophomore pitcher Lacey Waldrop became the school's first All-American since 2009, earning NFCA Third Team All-America honors. Waldrop is the 26th FSU All-American and the 10th Seminole pitcher to earn All-America accolades.
- Lacey Waldrop and senior Morgan Bullock were named to the NFCA All-Southeast Region Second Team.
- Kelly Hensley was named a Capital One Third Team Academic All-American.
- Kelly Hensley and Jessica Nori were named to the Capital One Softball Academic All-District® IV First Team.
- Shattered the school record for slugging percentage as the offense finished with a .476 mark in 2013. The previous high was .442 in 2007.
- Finished first in the ACC regular season and clinched the No. 1 seed for the ACC Tournament following a three-game sweep at Virginia Tech on April 20-21. It was the 11th time since beginning ACC play in 1992 that the Noles held or tied for the best conference record in the regular season.
- Attained the program's 30th 40-win season. Florida State has won 40 or more games in a year 11 times since the year 2000.
- Reached their fourth ACC Tournament title game in the last five seasons.
- The dynamic pitching duo of Monica Perry and Lacey Waldrop surrendered just one run in 21 innings pitched in the ACC Tournament.
- Perry (.196) and Waldrop (.191) were the only pitchers in the ACC to hold opponents to under a .200 batting average.
- Had the ACC Coach of the Year (Lonni Alameda), four All-ACC First Team selections (Victoria East, Courtney Senas, Lacey Waldrop, Monica Perry) and one second-team selection (Morgan Bullock).
- Since the first and second-team formats were introduced in 2005, Florida State's five All-ACC selections tied a school record set in 2007.
- The Seminoles' list of four first-team student-athletes breaks the previous school mark of three established in 2006 and 2012. The four-first team selections also tie a conference high, with Georgia Tech accomplishing the feat four times (2005, 2007, 2010, 2011) and North Carolina doing it once in 2008.
- Sophomore pitcher Lacey Waldrop earned ACC Pitcher of the Week three times in the 2013 regular season, and now has five career conference pitcher-of-the-week accolades.
- Junior Courtney Senas tied the school record for single-season home runs with 14, matching former player Yuruby Alicart's mark from 2007. Senas' 52 RBIs were sixth on the school list.
- Junior Kelly Hensley finished with 54 RBIs, tied for the third-most in school history.
- Kelly Hensley (54) and Courtney Senas (52) became the first set of teammates to record 50 RBIs or more in a season at Florida State.
- Courtney Senas (14), Kelly Hensley (13), Maddie O'Brien (10) and Celeste Gomez (10) each recorded double-digit home runs. Entering the season, the school record for players with double-digit home runs in one season was two in 2007.
- Courtney Senas earned ACC Player of the Week twice in 2013.
- Redshirt senior pitcher Monica Perry finished 6-0 with a 1.14 ERA in conference play. The Whitesburg, Ga. native threw four complete games, four shutouts and earned a save. Through the ACC Tournament, she actually lowered her ERA to 1.07 against ACC teams and added another save.





2013 SEASON IN REVIEW

- Junior Kelly Hensley was named one of the ACC Top Six for Service Award winners for distinguishing herself as a top performer in FSU's community service program.
- Freshman Victoria East recorded 16 doubles, tied for fourth on the single-season list at Florida State.
- Made the NCAA postseason for the 14th consecutive season, extending a program record. Currently, FSU is one of just 11 programs to make the NCAA Tournament in every season since 2000.
- FSU's NCAA postseason bid was the 26th in school history. Currently, the Noles are fifth in the nation in NCAA Tournament appearances.
- Won all seven ACC series for the first time in school history since the conference expanded in 2006 following the arrival of Boston College.
- Head coach Lonni Alameda earned her 200th victory at FSU following a 10-2 win over Virginia on April 14, assuring her of averaging at least 40 wins through her five seasons.
- FSU pitching staff surrendered two hits or less in a game 17 times this season. The Noles in the circle recorded 18 shutouts this season.
- Lacey Waldrop recorded 18 K's at Florida on March 27, the most by a Nole since Sarah Hamilton recorded 20 against Auburn in a 1-0 loss in nine innings on March 18, 2010.
- Florida State became just the second team in school history to record 300 runs scored (346), 400 base hits (473) and 300 RBIs (316).
- The 2013 Seminoles set a school record for home runs with 60. In an 11-0 win at Virginia Tech on April 20, sophomore Bailey Schinella's home run to right field broke the previous school record of 49 in 2007. The Noles homered in 36 of their 63 games.
- On Feb. 20 in a 10-3 win at UCF, Florida State recorded four home runs to mark the most in the Lonni Alameda era. Florida State had multiple home runs in 18 games, including three home runs in five games.
- Florida State won 17 games this season by mercy rule. More impressively, it recorded one mercy-rule game in each conference series.
- Redshirt sophomore shortstop Maddie O'Brien committed just three errors in 151 chances. O'Brien never recorded a throwing error in 2013.
- Two no-hitters were tossed in the 2013 regular season – one by Lacey Waldrop against Troy on March 3 and another by Monica Perry against Tennessee State on March 13. Florida State now has 11 no-hitters under Lonni Alameda.
- Florida State's 20-0 win over Bethune-Cookman in five innings on Feb. 10 marked a school record in the NCAA fastpitch era, breaking the previous school record of 18 against Florida A&M in 2002 and 2008.
- The Noles earned four Top 25 wins in the regular season, including two against No. 25 Hofstra in a doubleheader on Feb. 16 and two versus No. 15 South Alabama in the Mobile Regional.
- Florida State outscored the opposition 346-146. The Noles scored their most runs in the third inning (85).
- The pitching staff held the opposition to a .194 batting average. It is the fifth time in the last decade that Florida State has held opponents to under a .200 batting average for the season.
- Finished the regular season with a 12-3 record in road games.
- Florida State's 346 runs scored are the fourth-most in school history and the most since 2004.
- Florida State's 316 RBIs set a school record, topping the previous mark of 313 in 2004.
- Recorded 156 extra base hits, the second highest in school history behind only the 2007 team's 158 extra base hits.
- Kelly Hensley was named the ACC Softball Scholar-Athlete of the Year
- Kelly Hensley, Monica Perry, Jessica Nori and Bailey Schinella named to the All-ACC Academic Team





2013 GAME-BY-GAME RESULTS

Date	Opponent	Score	Inns	Overall	Conference	Pitcher of record	Attend	Time
Feb 08, 2013	FLORIDA A&M	w 4-0	7	1-0-0	0-0-0	Perry, M. (W 1-0)	440	2:05
Feb 09, 2013	NORTH FLORIDA	w 3-1	7	2-0-0	0-0-0	Perry, M. (W 2-0)	420	1:55
Feb 10, 2013	BETHUNE-COOKMAN	w 20-0	5	3-0-0	0-0-0	Waldrop, L. (W 1-0)	320	1:28
Feb 10, 2013	JACKSONVILLE	w 8-0	5	4-0-0	0-0-0	Perry, M. (W 3-0)	340	1:42
Feb 15, 2013	TULSA	L 2-3	(8)	4-1-0	0-0-0	Perry, M. (L 3-1)	301	2:04
Feb 15, 2013	ARKANSAS	w 9-1	5	5-1-0	0-0-0	Waldrop, L. (W 2-0)	272	1:43
Feb 16, 2013	#25 HOFSTRA	w 9-1	6	6-1-0	0-0-0	Perry, M. (W 4-1)	269	2:02
Feb 16, 2013	#25 HOFSTRA	w 4-0	7	7-1-0	0-0-0	Waldrop, L. (W 3-0)	163	1:55
Feb 17, 2013	TULSA	L 1-4	7	7-2-0	0-0-0	Perry, M. (L 4-2)	192	1:47
Feb 20, 2013	at UCF	w 10-3	7	8-2-0	0-0-0	Waldrop, L. (W 4-0)	370	2:17
Feb 22, 2013	vs LIU Brooklyn	w 15-1	5	9-2-0	0-0-0	Perry, M. (W 5-2)	119	1:47
Feb 22, 2013	vs #22 Washington	L 0-2	7	9-3-0	0-0-0	Waldrop, L. (L 4-1)	140	1:31
Feb 23, 2013	vs #1 Oklahoma	L 0-6	7	9-4-0	0-0-0	Perry, M. (L 5-3)	153	1:47
Feb 24, 2013	vs Nebraska	L 0-2	7	9-5-0	0-0-0	Waldrop, L. (L 4-2)	143	1:51
Feb 24, 2013	vs #17 Stanford	L 1-3	7	9-6-0	0-0-0	Perry, M. (L 5-4)	131	2:25
Feb 28, 2013	TROY	w 12-6	7	10-6-0	0-0-0	Perry, M. (W 6-4)	121	2:26
Mar 01, 2013	SOUTHERN MISS	L 1-2	7	10-7-0	0-0-0	Waldrop, L. (L 4-3)	123	1:54
Mar 01, 2013	TROY	L 3-6	7	10-8-0	0-0-0	Perry, M. (L 6-5)	115	2:16
Mar 02, 2013	APPALACHIAN STATE	w 8-7	7	11-8-0	0-0-0	Nori, J. (W 1-0)	139	1:52
Mar 02, 2013	APPALACHIAN STATE	w 3-0	7	12-8-0	0-0-0	Perry, M. (W 7-5)	147	1:44
Mar 03, 2013	TROY	w 8-0	5	13-8-0	0-0-0	Waldrop, L. (W 5-3)	174	1:33
Mar 05, 2013	PRESBYTERIAN	w 8-0	6	14-8-0	0-0-0	Perry, M. (W 8-5)	168	1:45
* Mar 09, 2013	at NC State-1	w 4-0	7	15-8-0	1-0-0	Perry, M. (W 9-5)	483	2:22
* Mar 09, 2013	at NC State-2	w 11-1	6	16-8-0	2-0-0	Waldrop, L. (W 6-3)	227	1:53
* Mar 10, 2013	at NC State	w 2-0	7	17-8-0	3-0-0	Waldrop, L. (W 7-3)	374	1:38
Mar 12, 2013	FIU-1	w 11-2	5	18-8-0	3-0-0	Waldrop, L. (W 8-3)	147	1:36
Mar 12, 2013	FIU-2	w 7-4	7	19-8-0	3-0-0	Perry, M. (W 10-5)	112	1:57
Mar 13, 2013	TENNESSEE STATE	w 8-0	5	20-8-0	3-0-0	Perry, M. (W 11-5)	154	1:19
Mar 15, 2013	MINNESOTA	L 2-3	7	20-9-0	3-0-0	Perry, M. (L 11-6)	327	2:01
Mar 16, 2013	GEORGIA SOUTHERN	w 4-0	7	21-9-0	3-0-0	Perry, M. (W 12-6)	308	1:50
Mar 17, 2013	MINNESOTA	w 4-3	7	22-9-0	3-0-0	Waldrop, L. (W 9-3)	311	2:02
Mar 17, 2013	GEORGIA SOUTHERN	w 12-3	5	23-9-0	3-0-0	Waldrop, L. (W 10-3)	208	1:37
Mar 19, 2013	at Auburn	w 6-3	7	24-9-0	3-0-0	Perry, M. (W 13-6)	258	2:15
* Mar 22, 2013	NORTH CAROLINA-1	L 4-5	7	24-10-0	3-1-0	Waldrop, L. (L 10-4)	269	5:37
* Mar 24, 2013	NORTH CAROLINA-1	w 9-1	5	25-10-0	4-1-0	Waldrop, L. (W 11-4)	362	1:41
* Mar 24, 2013	NORTH CAROLINA-2	w 3-1	7	26-10-0	5-1-0	Waldrop, L. (W 12-4)	350	2:12
Mar 27, 2013	at #3 Florida	L 3-7	(8)	26-11-0	5-1-0	Perry, M. (L 13-7)	2443	2:57
* Mar 30, 2013	at Maryland-1	L 4-5	7	26-12-0	5-2-0	Waldrop, L. (L 12-5)	-	2:30
* Mar 30, 2013	at Maryland-2	w 13-1	5	27-12-0	6-2-0	Waldrop, L. (W 13-5)	-	1:40
* Mar 31, 2013	at Maryland	w 14-9	7	28-12-0	7-2-0	Waldrop, L. (W 14-5)	116	2:33
Apr 03, 2013	#13 LSU-1	L 4-5	7	28-13-0	7-2-0	Waldrop, L. (L 14-6)	117	3:20
* Apr 06, 2013	BOSTON COLLEGE-1	w 10-0	5	29-13-0	8-2-0	Waldrop, L. (W 15-6)	612	1:26
* Apr 06, 2013	BOSTON COLLEGE-2	w 4-0	7	30-13-0	9-2-0	Perry, M. (W 14-7)	574	1:39
* Apr 07, 2013	BOSTON COLLEGE	w 7-3	7	31-13-0	10-2-0	Waldrop, L. (W 16-6)	324	2:06
Apr 10, 2013	at #23 South Alabama	L 0-4	7	31-14-0	10-2-0	Waldrop, L. (L 16-7)	892	1:55
* Apr 14, 2013	VIRGINIA-1	w 3-2	(8)	32-14-0	11-2-0	Perry, M. (W 15-7)	157	2:42
* Apr 14, 2013	VIRGINIA-2	w 10-2	5	33-14-0	12-2-0	Perry, M. (W 16-7)	156	1:32
* Apr 15, 2013	VIRGINIA	w 2-0	7	34-14-0	13-2-0	Waldrop, L. (W 17-7)	274	1:35
Apr 17, 2013	#4 FLORIDA	L 0-8	5	34-15-0	13-2-0	Perry, M. (L 16-8)	1199	1:47
* Apr 20, 2013	at Virginia Tech	w 4-2	7	35-15-0	14-2-0	Waldrop, L. (W 18-7)	0	2:02
* Apr 20, 2013	at Virginia Tech-2	w 11-0	5	36-15-0	15-2-0	Perry, M. (W 17-8)	2251	1:47
* Apr 21, 2013	at Virginia Tech	w 4-3	7	37-15-0	16-2-0	Waldrop, L. (W 19-7)	437	2:17
* Apr 27, 2013	at Georgia Tech-1	w 4-1	(8)	38-15-0	17-2-0	Waldrop, L. (W 20-7)	-	2:14
* Apr 27, 2013	at Georgia Tech-2	w 8-0	6	39-15-0	18-2-0	Perry, M. (W 18-8)	143	1:42
May 09, 2013	vs Boston College	w 6-0	7	40-15-0	18-2-0	Waldrop, L. (W 21-7)	1113	1:47
May 10, 2013	vs North Carolina	w 3-0	7	41-15-0	18-2-0	Waldrop, L. (W 22-7)	791	1:44
May 11, 2013	vs NC State	L 0-1	7	41-16-0	18-2-0	Waldrop, L. (L 22-8)	909	2:03
May 17, 2013	vs Mississippi State	w 5-2	7	42-16-0	18-2-0	Waldrop, L. (W 23-8)	0	1:47
May 18, 2013	vs #15 South Alabama	w 2-1	7	43-16-0	18-2-0	Waldrop, L. (W 24-8)	0	1:42
May 19, 2013	vs #15 South Alabama	L 0-3	7	43-17-0	18-2-0	Waldrop, L. (L 24-9)	0	1:45
May 19, 2013	vs #15 South Alabama-2	w 7-6	(8)	44-17-0	18-2-0	Perry, M. (W 19-8)	1076	
May 25, 2013	vs #7 Texas	L 2-3	7	44-18-0	18-2-0	Perry, M. (L 19-9)	1285	2:23
May 26, 2013	vs #7 Texas	L 0-4	7	44-19-0	18-2-0	Waldrop, L. (L 24-10)	1329	2:18

() extra inning game



2013 FINAL STATISTICS

Record: 44-19 Home: 26-8 Away: 12-3 Neutral: 6-8 Conference: 18-2

Player	avg	gp-gs	ab	r	h	2b	3b	hr	rbi	tb	slg%	bb	hp	so	gdp	ob%	sf	sh	sb-att	po	a	e	fld%	
Morgan Bullock	.346	63-63	182	35	63	7	4	0	23	78	.429	11	1	23	0	.387	0	7	13-16	32	1	5	.868	
Courtney Senas	.333	63-63	192	58	64	8	5	14	52	124	.646	27	0	20	0	.410	3	3	16-18	45	98	9	.941	
Kirstin Austin	.333	58-56	162	27	54	9	1	4	26	77	.475	15	1	21	0	.391	1	2	6-9	52	3	1	.982	
Victoria East	.320	63-63	206	50	66	16	2	5	33	101	.490	16	5	33	1	.378	3	0	13-16	418	14	10	.977	
Kelly Hensley	.315	63-63	178	36	56	13	1	13	54	110	.618	33	5	28	2	.427	4	0	1-1	70	38	6	.947	
Maddie O'Brien	.271	62-62	166	31	45	10	3	10	47	91	.548	38	4	31	1	.414	2	0	1-1	51	97	3	.980	
Celeste Gomez	.221	58-51	140	23	31	7	0	10	31	68	.486	18	0	37	3	.304	3	0	0-0	328	21	4	.989	

Courtney Adams	1.000	21-0	1	8	1	0	0	0	0	1	1.000	0	0	0	0	1.000	0	0	1-1	1	0	0	1.000	
Tiffani Brown	.486	11-11	37	13	18	0	2	0	4	22	.595	3	0	4	0	.525	0	1	4-4	9	8	0	1.000	
Stephanie Hartness	.462	4-4	13	5	6	2	0	0	8	8	.615	0	0	0	0	.429	1	0	1-1	2	0	0	1.000	
Briana Hamilton	.278	15-15	36	10	10	0	1	3	8	21	.583	8	1	11	0	.422	0	0	4-4	14	25	2	.951	
Bailey Schinella	.250	41-36	84	14	21	3	0	1	15	27	.321	21	0	13	0	.389	3	0	2-2	0	6	0	1.000	
Alex Kossoff	.247	50-30	81	14	20	0	1	0	6	22	.272	9	0	22	0	.322	0	0	3-5	8	0	2	.800	
Erika Hoffner	.163	45-10	43	7	7	0	0	0	0	7	.163	1	0	12	0	.182	0	1	2-2	11	2	0	1.000	
Macey Cheatham	.140	33-16	43	5	6	0	0	0	2	6	.140	7	2	16	0	.288	0	1	0-0	137	6	0	1.000	
Kaitlin Allen	.111	31-21	45	10	5	0	1	0	6	7	.156	19	1	17	0	.385	0	0	0-0	27	32	9	.868	
Monica Perry	.000	5-3	9	0	0	0	0	0	1	0	.000	1	0	2	0	.100	0	0	0-0	9	41	0	1.000	
Totals	.292	63	1618	346	473	75	21	60	316	770	.476	227	20	290	7	.382	20	15	67-80	1224	461	60	.966	
Opponents	.194	63	1528	146	297	55	4	20	123	420	.275	108	33	461	3	.262	4	23	52-56	1173	465	73	.957	

LOB - Team (381), Opp (326). DPs turned - Team (10), Opp (16). IBB - Team (0), Opp (1). Picked off - East, V. 2, Hamilton, B. 1, Hoffner, E. 1, Cheatham, M. 1, Austin, K. 1.

(All games Sorted by Earned run avg)

Player	era	w-l	app	gs	cg	sho	sv	ip	h	r	er	bb	so	2b	3b	hr	b/avg	wp	hp	bks	sfa	sha
Lacey Waldrop	1.53	24-10	47	41	17	5/4	2	219.1	159	76	48	55	259	30	2	6	.191	13	13	2	3	8
Monica Perry	1.95	19-9	38	22	11	7/4	2	165.1	119	54	46	35	195	21	2	13	.196	6	15	0	0	14

Jessica Nori	1.79	1-0	13	0	0	0/3	1	15.2	15	7	4	3	4	2	0	1	.234	1	1	0	1	1
Bailey Schinella	7.30	0-0	8	0	0	0/1	0	7.2	4	9	8	15	3	2	0	0	.167	1	4	0	0	0
Totals	1.82	44-19	63	63	28	18/6	5	408.0	297	146	106	108	461	55	4	20	.194	21	33	2	4	23
Opponents	4.98	19-44	63	63	38	8/1	3	391.0	473	346	278	227	290	75	21	60	.292	34	20	3	20	15

PB - Team (19), Gomez, C. 13, Cheatham, M. 6, Opp (12). Pickoffs - Team (0), Opp (6). SBA/ATT - Gomez, C. (41-45), Waldrop, L. (29-30), Perry, M. (23-26), Cheatham, M. (11-11).





2013 ACC CHAMPIONSHIP RESULTS

NC State - ACC Champion & NCAA Tournament Regionals Participant
Florida State - NCAA Tournament Super Regionals Participant
North Carolina - NCAA Tournament Regionals Participant
Virginia Tech - NCAA Tournament Regionals Participant

Team	Conference					Overall						
	W	L	Pct	Hm	Rd	W	L	T	Pct	Hm	Rd	Neu
Florida State	18	2	.900	8-1	10-1	44	19	0	.698	28-9	14-6	2-4
NC State	13	7	.650	4-5	10-2	35	20	1	.634	10-5	17-7	8-8
Maryland	13	8	.619	8-4	5-4	31	26	0	.544	18-8	6-5	7-13
North Carolina	13	8	.619	10-2	3-6	40	21	0	.656	23-2	6-14	11-5
Georgia Tech	10	10	.500	3-5	7-5	25	30	0	.455	13-10	10-11	2-9
Virginia Tech	9	11	.450	3-8	6-3	38	21	0	.644	6-10	14-7	15-4
Virginia	4	17	.190	4-8	0-9	21	28	0	.429	9-10	5-12	7-6
Boston College	2	19	.095	0-9	2-10	14	38	0	.269	3-13	5-14	6-11

Record vs. Non-ACC Opponents: 159-114, .582

ACC Tournament Results

Tallahassee, Fla., May 9-11

Friday

#6 Virginia Tech d. #3 Maryland	8-5
#2 NC State d. #7 Virginia	7-0
#1 Florida State d. #8 Boston College	6-0
#4 North Carolina d. #5 Georgia Tech	6-2

Saturday

NC State d. Virginia Tech	3-1
Florida State d. North Carolina	3-0

Sunday

NC State d. Florida State	1-0
---------------------------	-----

ACC All-Tournament Team

Maddie O'Brien, FSU	Caitlin Dent, NCS
Courtney Senas, FSU	Emily Weiman, NCS
Lacey Waldrop, FSU	Lauren Gaskill, VT
Haleigh Dickey, UNC	Courtney Liddle, VT
Constance Orr, UNC	Kylie McGoldrick, VT
Renada Davis, NCS	

Tournament Most Valuable Player

Emily Weiman, NCS

NCAA Tournament Regional Results, May 17-19

South Alabama Regional

Florida State d. Mississippi State	5-2
Florida State d. South Alabama	2-1
South Alabama d. Florida State	3-0
Florida State d. South Alabama	(8 inn.) 7-6

Oregon Regional

North Carolina d. Wisconsin	(8 inn.) 3-2
Oregon d. North Carolina	3-0
Wisconsin d. North Carolina	6-2

Tennessee Regional

NC State d. James Madison	2-0
Tennessee d. NC State	(11 inn.) 1-0
NC State d. James Madison	6-4
Tennessee d. NC State	7-0

Kentucky Regional

Virginia Tech d. Notre Dame	4-3
Kentucky d. Virginia Tech	6-2
Virginia Tech d. Marshall	(13 inn.) 3-2
Virginia Tech d. Kentucky	2-0
Kentucky d. Virginia Tech	1-0

Texas Super Regional

Texas d. Florida State	3-2
Texas d. Florida State	4-0

All-Atlantic Coast Conference Team

First Team

Courtney Senas, FSU	Ashley Thomas, GT
Lacey Waldrop, FSU	Lindsey Schmeiser, MD
Monica Perry, FSU	Emily Weiman, NCS
Victoria East, FSU	Renada Davis, NCS
Alysha Rudnik, GT	Kylie McGoldrick, VT

Second Team

Tory Speer, BC	Amber Parrish, UNC
Morgan Bullock, FSU	Constance Orr, UNC
Hope Rush, GT	Kristen Brown, UNC
Caitlin Dent, NCS	Lori Spingola, UNC
Kirsty Grant, NCS	Courtney Liddle, VT

ACC Player of the Year

Ashley Thomas, GT

ACC Pitcher of the Year

Emily Weiman, NCS

ACC Freshman of the Year

Lindsey Schmeiser, MD

ACC Coach of the Year

Lonni Alameda, FSU

NFCA All-American

P Lacey Waldrop, FSU3rd Tm

ACC Players of the Week

Feb. 12	Alysha Rudnik, GT
Feb. 19	Courtney Senas, FSU
Feb. 26	CJ Chirichigno, BC
March 5	Constance Orr, UNC
March 12	Courtney Senas, FSU
March 19	Tory Speer, BC
March 26	Kristy Grant, NCS
April 2	Alysha Rudnik, Georgia Tech
April 9	Kylie McGoldrick, VT
April 16	Caitlin Dent, NCS
April 23	Kristen Brown, UNC
April 30	Renada Davis, NCS
May 7	Katie Johnsky, GT

ACC Pitchers of the Week

Feb. 12	Kelly Heinz, VT
Feb. 19	Lori Spingola, UNC
Feb. 26	Lori Spingola, UNC
March 5	Emily Weiman, NCS
March 12	Lacey Waldrop, FSU
March 19	Maddie Martin, MD
March 26	Emily Weiman, NCS and Lacey Waldrop, FSU
April 2	Melanie Mitchell, UVa
April 9	Lori Spingola, UNC
April 16	Emily Weiman, NCS
April 23	Lacey Waldrop, FSU and Emily Weiman, NCS
April 30	Emily Weiman, NCS

All-ACC Academic Team

Boston College (4)	
Megan Cooley	Nicole Koszowski
Chelsea Dimon	Tory Speer
Florida State (4)	
Kelly Hensley	Monica Perry
Jessica Nori	Bailey Schinella
Georgia Tech (5)	
Hayley Downs	Alysha Rudnik
Karly Fullem	Chelsie Thomas
Katelyn Johnsky	
Maryland (3)	
Shannon Bustillos	Kaitlyn Schmeiser
Amanda McCann	

North Carolina (3)

Jenna Kelly
Erin Satterfield
Lori Spingola

NC State (2)

Kristy Grant
Emily Weiman

Virginia (5)

Marcy Bowdren
Megan Harris
Heidi Velk
Alexandra Skinkis
Taylor Williams

Virginia Tech (6)

Dani Anderson
Courtney Liddle
Kelsey Mericka
Betty Rose
Kylie McGoldrick
Bkaye Smith

ACC Softball Scholar-Athlete of the Year

Kelly Hensley, FSU

Final USA Today/NFCA Division I Poll

1. Oklahoma	14. Kentucky
2. Tennessee	15. Florida State
3. Texas	16. UAB
4. Washington	17. South Alabama
5. Florida	18. LSU
6. Michigan	19. Louisville
7. Arizona State	20. Baylor
8. Nebraska	21. UCLA
9. Oregon	22. Stanford
10. Alabama	23. California
11. Missouri	24. Hawaii
12. La-Lafayette	25. Hofstra
13. Texas A&M	

2013 Individual ACC Statistical Leaders

Batting Average

Ashley Thomas, GT417

Home Runs

Renada Davis, NCS26

Runs Batted In

Lindsey Schmeiser, MD59

Runs Scored

Courtney Senas, FSU58

Base Hits

Ashley Thomas, GT75

Doubles

Candice Beards, MD17

Triples

Courtney Senas, FSU5

Stolen Bases

Ashley Thomas, GT37

Slugging Percentage

Renada Davis, NCS768

Earned Run Average

Lacey Waldrop, FSU1.53

Victories

Emily Weiman, NCS33

Strikeouts

Lori Spingola, UNC304

Saves

Kelly Heinz, VT3
Hope Rush, GT3

2013 Team ACC Statistical Leaders

Batting Average

North Carolina300

Earned Run Average

Florida State1.82

Fielding Percentage

North Carolina971

NC State971

Scoring

Maryland6.11



2013 TEAM GAME HIGHS

Batting

At bats:	33	-	vs South Alabama (May 19, 2013 at Mobile, Ala.)
Runs scored:	20	-	vs Bethune-Cookman (Feb 10, 2013)
Hits:	19	-	vs Bethune-Cookman (Feb 10, 2013)
RBIs:	17	-	vs Bethune-Cookman (Feb 10, 2013)
Doubles:	5	-	at Maryland (Mar 31, 2013)
Triples:	2	-	vs LIU Brooklyn (Feb 22, 2013 at Palm Springs, Calif.)
	2	-	vs LSU (Apr 03, 2013)
	2	-	vs Boston College (Apr 07, 2013)
Home runs:	4	-	at UCF (Feb 20, 2013)
Total bases:	27	-	vs Bethune-Cookman (Feb 10, 2013)
Walks:	11	-	at Maryland (Mar 31, 2013)
Strikeouts:	13	-	vs Tulsa (Feb 15, 2013)
	13	-	vs Texas (May 26, 2013 at Austin, Texas)
Sac hits:	2	-	vs Hofstra (Feb 16, 2013)
	2	-	at UCF (Feb 20, 2013)
Sac flies:	4	-	at Maryland (Mar 31, 2013)
Stolen bases:	5	-	vs Georgia Southern (Mar 17, 2013)
Hit by pitch:	2	-	vs LIU Brooklyn (Feb 22, 2013 at Palm Springs, Calif.)
	2	-	vs Nebraska (Feb 24, 2013 at Palm Springs, Calif.)
	2	-	at Georgia Tech (Apr 27, 2013)
Caught stealing:	2	-	at Georgia Tech (Apr 27, 2013)
Runners LOB:	15	-	vs North Carolina (Mar 22, 2013)
Hit into DP:	2	-	vs Florida A&M (Feb 08, 2013)
	2	-	at Maryland (Mar 30, 2013)

Fielding

Putouts:	24	-	(4 times)
Assists:	16	-	vs Appalachian State (Mar 02, 2013)
Errors:	5	-	at Maryland (Mar 30, 2013)
Passed balls:	2	-	vs North Carolina (Mar 22, 2013)
	2	-	at Florida (Mar 27, 2013)
	2	-	at Maryland (Mar 31, 2013)
DPs turned:	2	-	at Maryland (Mar 31, 2013)

Pitching

Innings pitched:	8.0	-	(4 times)
Runs allowed:	9	-	at Maryland (Mar 31, 2013)
Earned runs:	8	-	vs Florida (Apr 17, 2013)
Walks allowed:	8	-	at Florida (Mar 27, 2013)
Strikeouts:	20	-	at Florida (Mar 27, 2013)
Hits allowed:	12	-	vs South Alabama (May 19, 2013 at Mobile, Ala.)
Doubles allowed:	3	-	vs Oklahoma (Feb 23, 2013 at Palm Springs, Calif.)
	3	-	at NC State (Mar 09, 2013)
	3	-	at Virginia Tech (Apr 21, 2013)
Triples allowed:	2	-	vs Southern Miss (Mar 01, 2013)
Homers allowed:	2	-	vs Boston College (Apr 07, 2013)
	2	-	vs South Alabama (May 19, 2013 at Mobile, Ala.)
	2	-	vs Texas (May 26, 2013 at Austin, Texas)



2013 INDIVIDUAL GAME HIGHS

Batting

At bats:	5	- Courtney Senas vs LIU Brooklyn (Feb 22, 2013 at Palm Springs, Calif.)
	5	- Morgan Bullock at Maryland (Mar 31, 2013)
Runs scored:	4	- Courtney Senas at NC State (Mar 09, 2013)
Hits:	4	- (5 times)
RBI:	6	- Kelly Hensley vs Georgia Southern (Mar 17, 2013)
Doubles:	2	- (5 times)
Triples:	1	- (21 times)
Home runs:	1	- (60 times)
Total bases:	8	- Kelly Hensley vs Georgia Southern (Mar 17, 2013)
Walks:	3	- Maddie O'Brien vs LIU Brooklyn (Feb 22, 2013 at Palm Springs, Calif.)
	3	- Maddie O'Brien vs Troy (Feb 28, 2013)
Strikeouts:	3	- (8 times)
Sac hits:	1	- (15 times)
Sac flies:	2	- Bailey Schinella vs Virginia (Apr 14, 2013)
Stolen bases:	2	- Morgan Bullock vs Georgia Southern (Mar 17, 2013)
	2	- Courtney Senas at Virginia Tech (Apr 20, 2013)
Hit by pitch:	1	- (20 times)
Caught stealing:	2	- Victoria East at Georgia Tech (Apr 27, 2013)
Runners LOB:	5	- Kirstin Austin vs North Carolina (Mar 22, 2013)

Fielding

Putouts:	19	- Celeste Gomez at Florida (Mar 27, 2013)
Assists:	6	- (5 times)
Errors:	2	- (6 times)
Passed balls:	2	- Celeste Gomez vs North Carolina (Mar 22, 2013)
	2	- Celeste Gomez at Florida (Mar 27, 2013)

Pitching

Innings pitched:	8.0	- Monica Perry vs Tulsa (Feb 15, 2013)
	8.0	- Lacey Waldrop at Georgia Tech (Apr 27, 2013)
Runs allowed:	7	- Monica Perry vs Florida (Apr 17, 2013)
Earned runs:	7	- Monica Perry vs Florida (Apr 17, 2013)
Walks allowed:	6	- Lacey Waldrop at Florida (Mar 27, 2013)
Strikeouts:	18	- Lacey Waldrop at Florida (Mar 27, 2013)
Hits allowed:	9	- Monica Perry vs Florida (Apr 17, 2013)
Doubles allowed:	3	- Monica Perry vs Oklahoma (Feb 23, 2013 at Palm Springs, Calif.)
	3	- Monica Perry at NC State (Mar 09, 2013)
	3	- Lacey Waldrop at Virginia Tech (Apr 21, 2013)
Triples allowed:	1	- (4 times)
Homers allowed:	2	- Lacey Waldrop vs South Alabama (May 19, 2013 at Mobile, Ala.)
Wild pitches:	2	- Monica Perry at NC State (Mar 09, 2013)
Hit batters:	2	- (7 times)



HALL OF FAME AND ALL-AMERICANS

THE FLORIDA STATE SOFTBALL PROGRAM BOASTS 25 ALL-AMERICANS, INCLUDING EIGHT WHO HAVE EARNED MULTIPLE ALL-AMERICA ACCOLADES



Serita Brooks
2nd Team, 2000



Susan Buttery
2nd Team, 1993




Myssi Calkins
2nd Team, 1996-97



Darby Cottle-Veazey
1981-82



Danielle Cox
1st Team, 1999



Tiffany Daniels
2nd Team, 1987



Lisa Davidson
1st Team, 1993



Natalie Drouin
1982



Renee Espinoza
2nd Team, 1996



Kristy Fuentes
3rd Team, 1997



Toni Gutierrez
2nd Team, 1992



Sarah Hamilton
3rd Team, 2009




Casey Hunter
2nd Team, 2004



Christy Larsen
3rd Team, 1991



Cindy Lawton
3rd Team, 1995



Marla Looper
3rd Team, 1994



Leslie Malerich
3rd Team, 2000
2nd Team, 2001



Susan Painter
1982



Toni Robinette
1982



Jan Sikes
1981-82



Brandi Stuart
1st Team, 2002
2nd Team, 2003



Jessica van der Linden
1st Team, 2003-04



Elisa Vasquez
3rd Team, 2003



Lacey Waldrop
3rd Team, 2013



Shamalene Wilson
2nd Team, 1994
3rd Team, 1995
1st Team, 1996



Veronica Wootson
2nd Team, 2004
1st Team, 2006
3rd Team, 2007

Florida State University Athletics Hall of Fame

DARBY COTTLE-VEAZEY
Inducted 1988

SUSAN PAINTER
Inducted 2000

LISA DAVIDSON
Inducted 2005

DANIELLE COX
Inducted 2009

JULIE LARSEN-BAKER
Inducted 1995

SHAMALENE WILSON
Inducted 2002

JAN SIKES
Inducted 2008

JOANNE GRAF
Inducted 2013



HONORS AND AWARDS

ALL-REGION

- 1982 Darby Cottle, Toney Donaldson, Natalie Drouin, Susan Painter, Toni Robinette, Kelly Shaw, Jan Sikes
- 1984 1st - Greta Bahn, Laurie Holler
Teresa Collins - 2nd team
- 1985 Greta Bahn, Laurie Holler, Tina Kyler, Julie Larsen - 1st team
- 1986 Carolyn Fiero, Julie Larsen - 1st team
Laurie Holler - 2nd team
- 1987 Tiffany Daniels, Carolyn Fiero, Julie Larsen - 1st team
- 1988 Tiffany Daniels, Christy Larsen - 1st team
Julie Larsen - 2nd team
- 1989 Debbie DeJohn, Christy Larsen, Lori Crouse - 1st team
- 1990 Christy Larsen, Penny Siqueiros - 1st team
Debbie DeJohn, Julie Rice - 2nd team
- 1991 Toni Gutierrez - 2nd team
- 1992 Susan Buttery, Toni Gutierrez - 1st team
Leslie Adams, Shannan Mitchem, Penny Siqueiros - 2nd team
- 1993 Leslie Barton - Honorable Mention
Lisa Davidson, Marla Looper, Leslie Adams, Susan Buttery - 1st team
Leslie Barton, Toni Gutierrez - 2nd team
- 1994 Marla Looper, Laurie Shepard, Shamalene Wilson - 1st team
Rebecca Aase, Lisa Davidson, Cindy Lawton - 2nd team
- 1995 Renee Espinoza, Kristy Hull, Shamalene Wilson - 1st team
- 1996 Myssi Calkins, Renee Espinoza, Shamalene Wilson - 1st team
Kristy Hull - 2nd team
- 1997 Myssi Calkins, Kristy Fuentes, Misty Molin - 1st team
Wendy Braye, Kristy Hull - 2nd team
- 1998 Dana Bailey, Corrie Williams - 1st team
Christy Cerecedes, Kristy Hull, Jennifer White - 2nd team
- 1999 Danielle Cox - 1st team
Christy Cerecedes 2nd team
- 2000 Staci Brandon, Serita Brooks - 1st team
Leslie Malerich - 2nd team
- 2001 Leslie Malerich, Jennifer White-Cody, Robyn Gauger - 1st team
Serita Brooks, Brandi Stuart, Kimmy Carter - 2nd team
- 2002 Brandi Stuart - 1st team
Jessica van der Linden, Kimmy Carter - 2nd team
- 2003 Elisa Vasquez, Brandi Stuart, Jessica van der Linden - 1st team
Casey Hunter - 2nd team
- 2004 Jessica van der Linden, Casey Hunter, Veronica Wootson, Elisa Vasquez - 1st team
Natasha Jacob, Lesley Palmer - 2nd team
- 2006 Yuruby Alicart, Natasha Jacob, Veronica Wootson - 1st team
- 2007 Veronica Wootson, Yuruby Alicart - 1st team
Whitney Buckmon, Carly Wynn - 2nd team
- 2009 Sarah Hamilton, Kaleigh Rafter - 1st team
- 2010 Sarah Hamilton, Carly Wynn - 2nd team
- 2012 Tiffani Brown, Shayla Jackson - 2nd team

ALL-ATLANTIC COAST CONFERENCE

- 1992 Rebecca Aase, Leslie Adams, Susan Buttery
- 1993 Rebecca Aase, Leslie Barton, Susan Buttery, Lisa Davidson, Toni Gutierrez, Marla Looper
- 1994 Lisa Davidson, Marla Looper, Shamalene Wilson
- 1995 Wendy Braye, Renee Espinoza, Kristy Fuentes, Cindy Lawton, Misty Molin,

- Laurie Shepard, Shamalene Wilson, Niki Zenger
- 1996 Myssi Calkins, Renee Espinoza, Shamalene Wilson
- 1997 Wendy Braye, Myssi Calkins, Kristy Fuentes, Kristy Hull, Misty Molin
- 1998 Dana Bailey, Kristy Hull, Jesse McGregor, Stacy Venable
- 1999 Danielle Cox, Stacy Venable
- 2000 Staci Brandon, Serita Brooks, Leslie Malerich, Brandi Stuart
- 2001 Serita Brooks, Robyn Gauger, Leslie Malerich, Brandi Stuart, Jessica van der Linden
- 2002 Kimmy Carter, Jessica van der Linden, Leslie Malerich, Brandi Stuart
- 2003 Brandi Stuart, Casey Hunter, Elisa Vasquez,
Jessica van der Linden, Tatiana George
- 2004 Casey Hunter, Natasha Jacob, Elisa Vasquez, Jessica van der Linden, Beth Wade, Veronica Wootson
- 2005 Natasha Jacob - 1st team
Casey Hunter, Melissa Wood - 2nd team
- 2006 Yuruby Alicart, Natasha Jacob, Veronica Wootson - 1st team
LaShaun Davis - 2nd team
- 2007 Yuruby Alicart - 1st team
Monica Montez, Whitney Buckmon, Tiffany McDonald, Veronica Wootson - 2nd team
- 2008 Carly Wynn - 1st team
Whitney Buckmon, Tiffany McDonald, Brittany Osmon - 2nd team
- 2009 Sarah Hamilton, Kaleigh Rafter - 1st team
Terese Gober, Carly Wynn - 2nd Team
- 2010 Carly Wynn - 1st Team
Sarah Hamilton, Terese Gober, Ashley Stager - 2nd team
- 2011 Sarah Hamilton, Shayla Jackson, Jen Lapicki - 2nd Team
- 2012 Briana Hamilton, Tiffani Brown, Monica Perry - 1st Team
Lacey Waldrop - 2nd Team
- 2013 Victoria East, Courtney Senas, Lacey Waldrop, Monica Perry - 1st team
Morgan Bullock - 2nd Team

ALL-TOURNAMENT TEAMS

- 1981 **AIAW NATIONAL CHAMPIONSHIPS**
Charlotte Cates, Darby Cottle, Natalie Drouin, Carol O'Domski, Susan Painter
- FLORIDA INVITATIONAL**
Charlotte Cates, Darby Cottle, Jan Sikes
- SOUTH FLORIDA INVITATIONAL**
Darby Cottle, Pat Mangan, Carol O'Domski, Venus Ross, Jan Sikes
- NORTH CAROLINA STATE INVITATIONAL**
Charlotte Cates, Darby Cottle, Toni Robinette, Venus Ross
- AIAW REGION III**
Darby Cottle, Natalie Drouin, Cathy Gooding, Carol O'Domski, Venus Ross
- 1982 **FLORIDA STATE INVITATIONAL**
Darby Cottle, Cathy Gooding, Susan Painter, Toni Robinette
- SOUTH FLORIDA INVITATIONAL**
Darby Cottle, Toney Donaldson, Cathy Gooding
- NORTH CAROLINA STATE INVITATIONAL**
Darby Cottle, Toney Donaldson, Natalie Drouin, Susan Painter, Jan Sikes, Sandie Williams
- AIAW REGIONAL CHAMPIONSHIPS**
Darby Cottle, Toney Donaldson, Cathy Gooding, Susan Painter, Toni

- Robinette, Kelly Shaw, Jan Sikes
- AIAW NATIONAL CHAMPIONSHIPS**
Darby Cottle, Susan Painter, Toni Robinette, Linda Tyrrell, Sandie Williams
- 1983 **FLORIDA INVITATIONAL**
Cathy Gooding, LeAnn Harrell, Kelly Tillman
- 1983 **SOUTH FLORIDA INVITATIONAL**
Darby Cottle, Toney Donaldson, LeAnn Harrell, Carla Long
- FLORIDA STATE INVITATIONAL**
Teresa Collins, Toney Donaldson, Cathy Gooding, LeAnn Harrell
- NORTH CAROLINA STATE INVITATIONAL**
Theresa Collins, Darby Cottle (MVP), LeAnn Harrell, Carla Long, Cricket Olafson, Sunnie O'Neal, Susan Painter
- AIAW STATE CHAMPIONSHIPS**
Darby Cottle, LeAnn Harrell, Susan Painter
- AIAW NATIONAL CHAMPIONSHIPS**
Darby Cottle, Toney Donaldson, LeAnn Harrell, Carla Long, Cricket Olafson, Susan Painter
- 1984 **LADY SEMINOLE INVITATIONAL**
Shelley Berube, Cathy Gooding, Tina Kyler (MVP), Leslie Miller, Susan Painter
- LADY FLAME INVITATIONAL**
Teresa Collins, Tina Kyler
- 1985 **LADY SEMINOLE INVITATIONAL**
Greta Bahn, Laurie Holler, Wendy Rogers
- SOUTH CAROLINA INVITATIONAL**
Amy Snider
- FLORIDA COLLEGIATE CHAMPIONSHIP**
Greta Bahn, Shelley Berube, Tina Kyler, Leslie Miller (MVP), Wendy Rogers
- 1986 **LADY SEMINOLE INVITATIONAL**
Carolyn Fiero, Julie Larsen
- SOUTH CAROLINA INVITATIONAL**
Barbara Gillespie, Julie Larsen (MVP)
- 1987 **SOUTH FLORIDA INVITATIONAL**
Tiffany Daniels, Judi Davison, Carolyn Fiero
- LADY SEMINOLE INVITATIONAL**
Kari Keith
- 1988 **SOUTH FLORIDA INVITATIONAL**
Tiffany Daniels
- LADY SEMINOLE INVITATIONAL**
Lori Crouse, Tiffany Daniels (MVP), Kari Keith, Christy Larsen, Julie Larsen
- NATIONAL INVITATIONAL CHAMPIONSHIP**
Tiffany Daniels, Christy Larsen
- 1989 **FROST CUTLERY INVITATIONAL**
Debbie DeJohn, Kelly Flaczinski, Christy Larsen
- LADY SEMINOLE INVITATIONAL**
Kelly Flaczinski
- 1990 **NCAA WOMEN'S COLLEGE WORLD SERIES**
Leslie Barton, Debbie DeJohn
- 1991 **LADY SEMINOLE INVITATIONAL**
Tina Getherall, Penny Siqueiros (MVP)
- 1992 **LADY SEMINOLE INVITATIONAL**
Leslie Barton, Toni Gutierrez (MVP)
- ACC CHAMPIONSHIP**
Rebecca Aase, Leslie Adams, Leslie Barton, Susan Buttery (MVP), Toni Gutierrez, Shannan Mitchem, Penny Siqueiros
- SOUTH FLORIDA INVITATIONAL**
Lisa Davidson
- TAR HEEL INVITATIONAL**
Toni Gutierrez (MVP)
- 1993 **TAR HEEL INVITATIONAL**
Lisa Davidson
- LADY SEMINOLE INVITATIONAL**
Marla Looper, Susan Buttery, Leslie Adams (MVP)
- ACC CHAMPIONSHIP**
Leslie Barton, Susan Buttery, Heather



HONORS AND AWARDS

- Conway, Lisa Davidson(MVP),
Toni Gutierrez, Marla Looper
1994 **SOUTH FLORIDA INVITATIONAL**
Cindy Lawton, Shamalene Wilson
ACC CHAMPIONSHIP
Marla Looper, Jennifer Olow, Windy Weltz,
Shamalene Wilson
LADY SEMINOLE INVITATIONAL
Shamalene Wilson
TAR HEEL INVITATIONAL
Jennifer Olow, Shamalene Wilson
1995 **ACC CHAMPIONSHIP**
Wendy Braye, Myssi Calkins, Renee
Espinoza, Heather Feltmann,
Kristy Fuentes, Kristy Hull
TAR HEEL INVITATIONAL
Renee Espinoza, Cindy Lawton,
Misty Molin
GLADSTONE'S/USF SOFTBALL CLASSIC
Wendy Braye, Renee Espinoza (MVP),
Cindy Lawton
LADY SEMINOLE INVITATIONAL
Kristy Hull, Cindy Lawton, Misty Molin,
Laurie Shepard
1996 **SPEEDLINE/USF SOFTBALL CLASSIC**
Renee Espinoza, Shamalene Wilson
LADY SEMINOLE INVITATIONAL
Kristy Hull, Shamalene Wilson
TAR HEEL INVITATIONAL
Myssi Calkins, Kristy Fuentes
ACC CHAMPIONSHIP
Renee Espinoza (MVP), Kristy Hull,
Windy Weltz, Shamalene Wilson
1997 **SPEEDLINE/USF SOFTBALL CLASSIC**
Wendy Braye
TAR HEEL INVITATIONAL
Myssi Calkins, Kristy Fuentes, Misty Molin,
Tami Post
ACC CHAMPIONSHIP
Myssi Calkins, Kristy Fuentes (MVP), Kristy
Hull, Tami Post
1998 **TALLAHASSEE DEMOCRAT /**
FLORIDA STATE INVITATIONAL
Dana Bailey, Kristy Hull,
Jennifer White (MVP)
GEORGIA BUZZ CLASSIC
Jesse McGregor, Stacy Venable (MVP),
Corrie Williams
1999 **TALLAHASSEE DEMOCRAT /**
FLORIDA STATE INVITATIONAL
Danielle Cox
ACC CHAMPIONSHIP
Danielle Cox (MVP), Teresa Edenfield, Tami
Post, Stacy Venable
2000 **NCAA LOS ANGELES REGIONAL**
Serita Brooks, Leslie Malerich, Staci
Brandon, Andi Lyons
UTC FROST CUTLERY CHALLENGE
Leslie Malerich (MVP), Becky Wallace,
Brandi Stuart, Teresa Edenfield
TALLAHASSEE DEMOCRAT /
FLORIDA STATE INVITATIONAL
Staci Brandon, Serita Brooks
ACC CHAMPIONSHIP
Leslie Malerich (MVP), Serita Brooks,
Natalie Bennett, Staci Brandon
2001 **ACC CHAMPIONSHIP**
Leslie Malerich, Natalie Bennett,
Serita Brooks, Monique Marier
NCAA TALLAHASSEE REGIONAL
Leslie Malerich, Robyn Gauger,
Jessica van der Linden, Jennifer
White-Cody, Monique Marier,
Serita Brooks
2002 **TROY COX CLASSIC**
Kimmy Carter, Brandi Stuart,
Jessica van der Linden(MVP)
BUZZ CLASSIC
Brandi Stuart
- ACC CHAMPIONSHIP**
Brandi Stuart, Jessica van der Linden
NCAA TALLAHASSEE REGIONAL
Brandi Stuart, Kimmy Carter, Shundra
Colzie, Leslie Malerich (MOP),
Jessica van der Linden
COLLEGE WORLD SERIES
Leslie Malerich
2003 **SEMINOLE INVITATIONAL**
Jessica van der Linden, Casey Hunter
2003 BUZZ CLASSIC
Beth Wade (MVP)
ACC CHAMPIONSHIP
Lesley Palmer (MVP), Shandra Colzie,
Elisa Vasquez, Casey Hunter
2004 **NFCA LEADOFF CLASSIC**
Jessica van der Linden, Natasha Jacob,
Tatiana George, Casey Hunter
SEMINOLE CHALLENGE
Jessica van der Linden, Natasha Jacob,
Tatiana George, Casey Hunter
FSU INVITATIONAL
Jessica van der Linden (MVP), Casey
Hunter, Lesley Palmer, Veronica Wootson,
Natasha Jacob
ACC CHAMPIONSHIP
Casey Hunter (MVP), Lesley Palmer,
Jessica van der Linden, Elisa Vasquez,
Beth Wade
NCAA REGION 4
Jessica van der Linden (MOP), Veronica
Wootson, Natasha Jacob
2005 **NFCA LEADOFF CLASSIC**
Tatiana George
SUNSHINE STATE TOURNAMENT
Tiffany McDonald, Brittany Osmon,
Veronica Wootson
FLORIDA STATE INVITATIONAL
Natasha Jacob (MVP), Kim Hoffer,
Casey Hunter, Melissa Wood
2006 **EARLY BIRD**
Carly Brieske, LaShaun Davis, Kim Hoffer,
Natasha Jacob, Michelle Snyder
SEMINOLE CLASSIC
Natasha Jacob (MVP), Yuruby Alicart,
Carly Brieske, Tiffany McDonald
SUNSHINE STATE
Yuruby Alicart, Whitney Buckmon,
Natasha Jacob
ACC CHAMPIONSHIP
Carly Brieske, Tiffany McDonald
2007 **NFCA LEADOFF CLASSIC**
Veronica Wootson, Yuruby Alicart
SUNSHINE STATE TOURNAMENT
Melissa May, LaShaun Davis, Brittany Krbec
SEMINOLE CLASSIC
Veronica Wootson (MVP), Robin Ahrberg,
Terese Gober, Brittany Krbec,
Tiffany McDonald
FSU INVITATIONAL
Veronica Wootson, Yuruby Alicart,
Carly Wynn
ACC CHAMPIONSHIP
Robin Ahrberg, Yuruby Alicart,
Veronica Wootson
2008 **NFCA LEADOFF CLASSIC**
Brittany Osmon
EARLY BIRD TOURNAMENT
Whitney Buckmon, Terese Gober,
Brittany Osmon (MVP)
SEMINOLE CLASSIC
Whitney Buckmon, Jessica Gilmore,
Allison Collins, Ashley Stager
ACC CHAMPIONSHIP
Brittany Osmon
2009 **ACC CHAMPIONSHIP**
Sarah Hamilton, Kaleigh Rafter, Carly Wynn
2010 **ACC CHAMPIONSHIP**
Robin Ahrberg, Tiffani Brown, Sarah
- Hamilton
2011 **ACC CHAMPIONSHIP**
Celeste Gomez, Sarah Hamilton (MVP),
Jen Lapicki, Courtney Senas
2012 **ACC CHAMPIONSHIP**
Maddie O'Brien
BANK OF HAWAII TOURNAMENT
Lacey Waldrop, Shayla Jackson,
Erika Leonard, Courtney Senas

OTHER ACCOMPLISHMENTS

- 1981 **ASA Outstanding Athlete**
Darby Cottle
USOC Best Amateur Softball Player
in the Nation
Darby Cottle
FAIAW Softball Coach of the Year
JoAnne Graf
1982 **Olympia Award**
Darby Cottle
Broderick Award
Darby Cottle
1992 **Most Valuable Pitcher in the South**
Florida Invitational
Toni Gutierrez
1998 **NFCA/Louisville Slugger Division 1**
Player of the Week
Jennifer White-Cody
1999 **ACC Weaver-James-Corrigan**
Postgraduate Scholarship
Stacy Venable
2001 **Verizon Academic All-District 3 Softball**
Team
Brandi Stuart
2001 **NFCA Academic All-American**
Becky Brock, Beth Wade
2001 **NFCA/Louisville Slugger Division 1**
Player of the Week
Brandi Stuart
2001 **MVP (Pitcher) FAU/Worth Invitational**
Leslie Malerich
2001 **NFCA Outstanding Performer**
Jennifer White-Cody
2001 **NFCA Southeast Region**
Coaching Staff of the Year
2002 **NFCA/Speedline Southeast Region**
Coaching Staff of the Year
2002 **Verizon Academic All-American**
Brandi Stuart
2003 **Verizon Academic All-Region**
Shandra Colzie (1st Team)
NFCA National D1 Player of the Week
Jessica van der Linden
USA Softball National Player Of The
Year Finalist
Jessica van der Linden (Top 10)
2004 **USA Softball National Player of the Year**
Jessica van der Linden
Honda Award Winner for Softball
Jessica van der Linden
ESPY AWARD "Best Collegiate Female"
Nominee
Jessica van der Linden
CoSIDA District III Academic All-Region
Natasha Jacob
Easton All-Americans
Casey Hunter (1st Team),
Jessica van der Linden (1st Team),
Veronica Wootson (2nd Team)
USA Softball National
Player Of The Week
Jessica van der Linden (March 16)
NFCA National Player Of The Week
Jessica van der Linden (March 16)
2005 **CoSIDA Academic All-District III**
Natasha Jacob
CoSIDA Second Team
Academic All-American



HONORS AND AWARDS

2006 **Natasha Jacob**
CoSIDA First Team
Academic All-American
 Natasha Jacob
CoSIDA First Team
Academic All-District 3
 Natasha Jacob
Easton/Bell Sports All-American
 Veronica Wootson (1st Team),
 Natasha Jacob (3rd Team)

2007 **ACC Freshman of the Year**
 Monica Montez
CoSIDA/ESPN The Magazine
Second-Team
 Melissa May
Academic All-District Third-Team
 Melissa May
Easton All-American
 Veronica Wootson
NFCA All-America
 Veronica Wootson

2008 **Lowe's Senior CLASS Award Candidate**
 Tiffany McDonald
All-ACC Academic
 Whitney Buckmon, Terese Gober,
 Tiffany McDonald, Brittany Osmon,
 Carly Wynn
CoSIDA/ESPN the Magazine
Academic All-District
 Carly Wynn (1st Team), Robin Ahrberg (1st
 Team), Melissa May (2nd Team)
ACC Player of the Week
 Brittany Osmon (twice), Ashley Stager
ACC Pitcher of the Week
 Tiffany McDonald (twice)

2009 **CoSIDA/ESPN the Magazine**
Academic All-American
 Carly Wynn (3rd Team)
CoSIDA/ESPN the Magazine
Academic All-District
 Carly Wynn (1st Team),
 Michelle Snyder (2nd Team)
ACC Pitcher of the Year
 Sarah Hamilton
ACC Player of the Week
 Kaleigh Rafter (twice), Ashley Stager
ACC Pitcher of the Week
 Sarah Hamilton (twice)
NCAA Postgraduate Scholarship
 Kaleigh Rafter

2010 **ACC Pitcher of the Week**
 Sarah Hamilton, Terese Gober
ACC Player of the Week
 Ashley Stager
NCAA Postgraduate Scholarship
 Terese Gober, Carly Wynn
CoSIDA/ESPN The Magazine
Academic All-District III Softball Team
 Carly Wynn
ESPN The Magazine
Academic All-America Third Team
 Carly Wynn

2011 **ACC Pitcher of the Week**
 Sarah Hamilton (twice)
ACC Player of the Week
 Tiffani Brown, Shayla Jackson
Softball Golden Nole Award
 Ashley Stager
ACC Top Six for Service Award
 Ashley Stager
SemiGnome Award
(Community Service)
 FSU Softball Team
Capital One Academic All-District
Second Team
 Jen Lapicki, Lauren Varsalona
All-ACC Academic Team
 Robin Ahrberg, Shayla Jackson, Jen Lapicki,
 Jessica Nori

2012 **Lowe's Senior CLASS Award candidate**
 Shayla Jackson
Louisville Slugger
National Player of the Week
 Monica Perry
ACC Player of the Week
 Briana Hamilton (twice)
ACC Pitcher of the Week
 Monica Perry (twice),
 Lacey Waldrop (twice)
Capital One Academic District Team
 Jessica Nori, Kirstin Austin
All-ACC Academic Team
 Bailey Schinella, Jessica Nori, Kirstin Austin,
 Kelly Hensley, Tiffani Brown

2013 **NFCA All-America Third Team**
 Lacey Waldrop
NFCA All-Southeast Region
Second Team
 Morgan Bullock, Lacey Waldrop
Capital One
Academic All-American Third Team
 Kelly Hensley
Capital One Academic All-District IV
 Kelly Hensley, Jessica Nori
ACC Pitcher of the Week
 Lacey Waldrop (three times)
ACC Player of the Week
 Courtney Senas (twice)
ACC Top Six for Service
 Kelly Hensley
ACC Softball Scholar-Athlete of the Year
 Kelly Hensley
All-ACC Academic Team
 Kelly Hensley, Monica Perry, Jessica Nori,
 Bailey Schinella

2011 Briana Hamilton
 2012 Courtney Senas
 2013 Lacey Waldrop

Most Improved

2009 Ashley Stager
 2010 Shayla Jackson
 2011 Jennifer Lapicki
 2012 Briana Hamilton
 Kirstin Austin
 2013 Kelly Hensley

Most Valuable Player

2009 Kaleigh Rafter
 2010 Carly Wynn
 2011 Sarah Hamilton
 2012 Tiffani Brown
 2013 Courtney Senas
 Kelly Hensley

Chief Abiaka Athletic Training Award

2009 Robin Ahrberg
 2010 Ashley Stager
 2011 Maddie O'Brien
 2012 Tiffani Brown

Batting Title

2009 Carly Wynn (.337)
 2010 Carly Wynn (.378)
 2011 Jen Lapicki (.343)
 2012 Shayla Jackson (.304)
 2013 Morgan Bullock (.346)

Circle Award

2009 Sarah Hamilton
 2010 Sarah Hamilton
 2011 Sarah Hamilton
 2012 Monica Perry
 2013 Lacey Waldrop

"Ah-Tah-Thi-Ki" Academic Excellence Award

2009 Amber Bryant
 Mallory Borden
 2010 Terese Gober
 Carly Wynn
 Ashley Stager
 2011 Kelly Hensley
 Monica Perry
 2012 Kelly Hensley
 2013 Kelly Hensley
 Jessica Nori

Rookie of the Year

2009 Shayla Jackson
 2010 Tiffani Brown
 2011 Celeste Gomez
 Jessica Nori
 2012 Maddie O'Brien
 Lacey Waldrop
 2013 Victoria East

Femina Perfecta Award

2009 Ashley Stager
 2010 Robin Ahrberg
 2011 Morgan Bullock
 2012 Monica Perry
 2013 Lindsey Peppers

Coaches Award

2009 Carly Wynn
 2010 Carly Wynn
 2011 Robin Ahrberg
 Ashley Stager
 2012 Mallory Borden
 Amber Bryant
 2013 Macey Cheatham

TEAM AWARDS

Golden 'Nole Award

2009 Carly Wynn
 2010 Carly Wynn
 2011 Ashley Stager
 2012 Kirstin Austin
 2013 Kelly Hensley

Golden Torch Award

2009 Kaleigh Rafter
 2010 Tory Haddad
 2011 Kelly Hensley
 2012 Kelly Hensley
 2013 Kelly Hensley

Seminole Warrior

2009 Ashley Stager
 Carly Wynn
 2010 Jen Lapicki
 2011 Briana Hamilton
 2012 Lindsey Peppers
 2013 Jessica Burroughs

Sniper Award

2010 Morgan Bullock
 2011 Robin Ahrberg
 2012 Assistant Coach Travis Wilson
 2013 Morgan Bullock

Golden Glove

2009 Kaleigh Rafter
 2010 Tory Haddad
 2011 Ashley Stager
 2012 Briana Hamilton
 2013 Maddie O'Brien

ESPY Award

2009 Ashley Stager
 Michelle Snyder
 2010 Tiffani Brown



ALL-TIME LETTERWINNERS

A	Rebecca Aase 1991-94	Jennifer Drawdy 1994	Christy Larsen 1988-91	S	Layne Salvador 1979-82
Courtney Adams 2013	Leslie Adams 1992-93	Natalie Drouin 1981-82	Julie Larsen 1985-88	Mary J.T. Sands 1980	Stacey Saunier 1979-82
Robin Ahrberg 2007-08, 10-11	Shannon Aiken 1989	E	Robyn Larson 2002-03	Bailey Schinella 2012-13	Kelly Schnute 1995-96
Yuruby Alicart 2006-07	Kaitlin Allen 2013	Victoria East 2013	Monica Lawfield 1984	Mary Schuehler 1978-79	Courtney Senas 2011-13
Nancy Anderson 1981	Leah Armstrong 2001	Teresa Edenfield 1997-00	Dianne Lawrence 1978	Kelly Shaw 1982-83	Laurie Shepard 1992-95
Kirstin Austin 2011-13	Kim Averill 1989	Stephanie Elowsky 2000-01	Cindy Lawton 1994-95	Lena Sifen 2004	Jan Sikes 1981-82
B	Greta Bahn 1984-86	Sherri Emetario 1986-87	Gayle Lee 1978	Terri Silviola 1980	Tracy Simmons 1987
Dana Bailey 1996-99	Jill Baker 1981-82	Renee Espinoza 1995-96	Erika Leonard 2012	Penny Siqueiros 1989-92	Debbie Smith 1986
Jill Barton 1990-93	Jill Bellamy 1986-88	Bonnie Evans 1988	Nicolette Levine 2012	Loren Smith 2012	Amy Snider 1983-86
Natalie Bennett 2000-01	Shelley Berube 1984	F	Bryttani Lindheim 2002-03	Michelle Snyder 2006-09	Sue Spangel 1978-79
Debbie Billington 1978-79	Carla Bingham 1982-83	Heather Feltmann 1993-95	Marla Looper 1993-94	Ashley Stager 2008-11	Courtney Stager 2009
Carla Bingham 1982-83	Michelle Bishop 1995	Stephanie Ferlita 1995-96	Andi Lyons 1999-00	Briar Stanley 2010-11	Lynn Steele 1985-87
Mallory Borden 2009-10, 12	Staci Brandon 2000-01	Carolyn Fiero 1986-87	M	Ronnie Stengel 1978	Brandi Stuart 2000-03
Wendy Braye 1994-97	Carly Brieske 2003-06	Kelly Flaczinski 1988-91	Leslie Malerich 1999-02	Stacie Symonds 1994	T
Becky Brock 1999-02	Becky Brock 1999-02	Katie Fricke 2004-05	Pat Mangan 1980-81	Windy Taff 1996-97	Tammi Terrell 1983
Serita Brooks 2000-01	Jennifer Brown 1998	Kristy Fuentes 1994-97	Monique Marier 2001-02	Cynthia Thomas 1972-73	Robin Thomas 1983
Tiffani Brown 2010-13	Amber Bryant 2009, 11-12	G	Diane Maroe 1979	Laurie Tiedt 1984-87	Julie Tiggis 2003-04
Colleen Buckley 1978-79	Whitney Buckmon 2005-08	Carey Galuppi 2003-06	Sandy Martinez 1988-89	Kelly Tillman 1981-84	Dale Townsend 2010-11
Morgan Bullock 2010-13	Jodie Bullock 1990	Camille Garcia 2007-09	Meggan Matson 1997	Rose Trezza 1978	Linda Tyrrell 1980-82
Jennifer Butler 1995	Susan Buttery 1990-93	Robyn Gauger 2000-01	Melissa May 2006-08	V	Jessica van der Linden 2001-04
C	Myssi Calkins 1994-97	BillieAnne Gay 2003-06	Kristie McConn 2008-11	Lauren Varsalona 2009-11	Elisa Vasquez 2001-04
Kimmy Carter 1999-02	Charlotte Cates 1981	Tatiana George 2002-05	Jesse McGregor 1996-99	Stacey Venable 1997-99	Dana Vickery 1999
Charlotte Cates 1981	Christy Cerecedas 1998-99	Tina Getherall 1990-92	Monica Montez 2007-10	W	Beth Wade 2001-04
Macey Cheatham 2013	Rosalind Chou 1996-97	Barbara Gillespie 1985-86	Lora Migliaccio 1988-91	Lacey Waldrop 2012-13	Becky Wallace 1997-00
Rosalind Chou 1996-97	Sharon Coats 1979-80	Jessica Gilmore 2007-09	Shannan Mitchem 1989-92	Becky Wallace 1997-00	Lita Weingart 1980
Shandra Colzie 2002-03	Shundra Colzie 2002-03	Terese Gober 2007-09-10	Kelly Miller 1998-00	Windy Weltz 1994-97	Jennifer White-Cody 1998-01
Allison Collins 2008-10	Jan Collins 1978	Celeste Gomez 2011-13	Leslie Miller 1984	Corrie Williams 1996-99	Felicia Williams 1999-00
Jan Collins 1978	Kayla Collins 2006-07	Cathy Gooding 1981-84	LaTanya Mitchell 1999-00	Sandie Williams 1982	Sandie Williams 1982
Kayla Collins 2006-07	Teresa Collins 1983-84	Kim Googe 1979-80	Misty Molin 1995-98	Debbie Willis 1978	Robin Willy 1978
Heather Conway 1992-93	Heather Conway 1992-93	Cindy Gordon 1992-93	Amanda Moore 2007	Shamalené Wilson 1993-96	Vicki Wilson 1978
Dina Cooper 1983-84	Suzanne Cooper 1987	Toni Gutierrez 1990-93	Evelyn Morgado 2012	Melissa Wood 2005-06	Tina Wood 1993-94
Suzanne Cooper 1987	Shawnda Corbin 1988	H	Bonnie Morgan 1978	Veronica Wootson 2004-07	Carly Wynn 2007-10
Shawnda Corbin 1988	Cheryl Cordes 1978	Tory Haddad 2010	Lauren Mullins 2010	Z	Niki Zenger 1995-96
Cheryl Cordes 1978	Darby Cottle 1980-82	Lisa Hall 1998	Marie Mygonik 1978	(Since 1978)	Active Players in Bold
Darby Cottle 1980-82	Danielle Cox 1998-99	Briana Hamilton 2011-13	N		
Danielle Cox 1998-99	Skyla Cox 2001-02	Sarah Hamilton 2008-11	Heidi Nelson 1984		
Skyla Cox 2001-02	Bonnie Craig 1978-79	Roxanne Hantelmann 1986	Jessica Nori 2011-13		
Bonnie Craig 1978-79	Lori Crouse 1986-89	Trisha Hardy 1978	Cathy Norton 1978-80		
Lori Crouse 1986-89	D	LeAnn Harrell 1982-84	O		
Tiffany Daniels 1986-89	Lisa Davidson 1991-94	Barb Harris 1978	Maddie O'Brien 2012-13		
Lisa Davidson 1991-94	Wendy Davis 1982-84	Amy Harrison 2004-05	Carol O'Domski 1980-81		
Wendy Davis 1982-84	LaShaun Davis 2004-07	Becky Harrison 1988-91	Cricket Olafson 1983		
LaShaun Davis 2004-07	Judi Davison 1985-87	Stephanie Hartness 2013	Jennifer Olow 1991-94		
Judi Davison 1985-87	Debbie DeJohn 1987-90	Kelly Hensley 2011-13	Sunnie O'Neal 1981-84		
Debbie DeJohn 1987-90	Jennie Dillmore 1992-93	Jackie Hirschfeld 1998-02	Brittany Osmon 2005-08		
Jennie Dillmore 1992-93	Tabitha Doka 1994	B.J. Hodges 1990-91	Sherri Owens 1988		
Tabitha Doka 1994	Toney Donaldson 1982-83	Cula Hodges 1980	P		
Toney Donaldson 1982-83		Kim Hoffer 2004-06	Robin Pace 1983-84		
		Erika Hoffner 2012-13	Susan Painter 1981-84		
		Laurie Holler 1985-86	Lesley Palmer 2003-05		
		Kristy Hull 1995-98	Adrienne Pearson 1994-95		
		Casey Hunter 2002-05	Lindsey Peppers 2012		
		J	Sandy Perkins 1979		
		Shayla Jackson 2009-12	Monica Perry 2012-13		
		Natasha Jacob 2003-06	Kim Petrovich 2006		
		Julie Jordan 2001-02	Robyn Petrovich 2005-08		
		Brittany Joseph 2008-10	Tami Post 1996-99		
		K	Chris Priester 1986		
		Kari Keith 1986-89	R		
		Sarah King 1997-98	Kaleigh Rafter 2009		
		Charlene Koski 1980	Julie Rice 1988-91		
		Alex Kossoff 2013	Brenda Richardson 1989		
		Brittany Krbec 2007	Toni Robinette 1981-82		
		Tina Kyler 1984-85	Courtney Rosen 2007, 09-10		
		L	Venus Ross 1980-81		
		Hunter LaFountain 1989-90	Daphne Russell 1987-88		
		Kelly Langston 2007-08			
		Jen Lapicki 2010-11			



PRO AND INTERNATIONAL PLAYERS



Brandi Stuart



Casey Hunter



Elisa Vasquez



Jessica van der Linden



Leslie Malerich



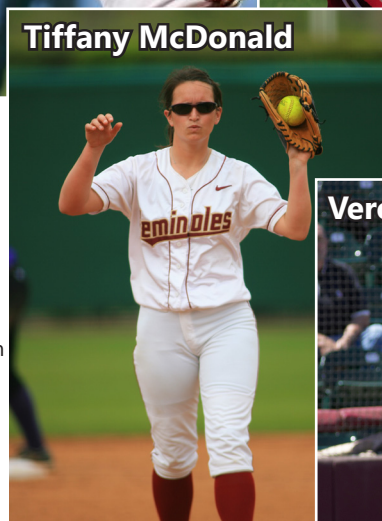
Mysii Calkins




Kaleigh Rafter



Tatiana George



Tiffany McDonald



Veronica Wootson

LAURIE SHEPARD
Silver Bullets
(1995-98)

CASEY HUNTER
Connecticut Brakettes
(2006)

RENEE ESPOINOZA
Georgia Pride
(1997)

JESSICA van der LINDEN
Arizona Heat
(2004)
Puerto Rico National Team

YURUBY ALICART
Venezuelan National Team
(2007-08)
2008 Beijing Olympics Participant

TATIANA GEORGE
Harlem Diamonds
(2005)

BRANDI STUART
Akron Racers
(2004)

MYSII CALKINS
Georgia Pride
(1999)

SHANNON MITCHEM
Silver Bullets
(1993-98)

SHAMALENE WILSON
Georgia Pride
(1997)

LESLIE MALERICH
Connecticut Brakettes
(2005-06)
Italian National Team

LESLIE ADAMS
Carolina Diamonds (1997-99)

TIFFANY MCDONALD
British National Team (2006)
Coached for Dutch National Team

ELISA VASQUEZ
Houston (2004)

KRISTY FUENTES
Georgia Pride (1998)

VERONICA WOOTSON
Akron Racers
(2007-08)

KALEIGH RAFTER
Canadian National Team (2007-08)
2008 Beijing Olympics Participant
WMLS International Japan
(2013-14)

CARLY WYNN
Tennessee Diamonds (2010)

TERESE GOBER
Mannheim Tornados (2010)

MONICA PERRY
Hotel Ambassador cc Terrasvogels
(2013)

COURTNEY ADAMS
Puertio Rico National Team (2013)

ELLIE COOPER
New Zealand Junior World
Championships (2011)



Yuruby Alicart



Monica Perry



1981 & 1982 NATIONAL CHAMPIONS

Before the games were televised on ESPN and before there were professional leagues, the main goal of collegiate softball was to go out, give your best and try to win, but mainly the student-athletes were there because they loved the game and they wanted to have fun. For two years in the early 1980's, the Florida State softball team not only had fun, but also dominated the competition and brought home a pair of national championships.

There was plenty of reason for optimism going into the 1981 season after FSU won 13 of its last 15 games the year before and was one game away from advancing to the AIAW National Tournament. Countering the momentum from 1980 was the inexperience of the 1981 roster which featured only six returnees but a host of talented newcomers.

"It was a lot of fun," former head coach Dr. JoAnne Graf said. "They had known each other from summer league ball so I think there was a lot of respect right away. Anytime you win it's a whole lot of fun. That team was in every game, they won, obviously, most of them, but it's always fun to coach people who win and they worked hard. They just had that confidence, that air that they were going to have to lose the game; no one was going to beat them."

Any concerns about the 1981 season were quickly erased as the Seminoles ran out to a 19-2 start with a trio of tournament titles. The only hiccup during the year came at the South Florida Invitational as FSU lost three of four but that also served as a wake up call as the Seminoles won 16-straight games to push their record to 38-5.

Just when the Seminoles had everything going in their favor, another bump in the road came. Winners of its last 16 games, FSU dropped a pair of games to East Carolina to finish second at the North Carolina State Invitational. But just like the losses at South Florida, the setback refocused the Seminoles when they needed it the most.

Few would have guessed that the 5-2 loss to the Pirates would be the Seminoles' last of the season. FSU took four-straight heading into the FAIAW State Tournament where it breezed to the state title with four more wins to match the most wins in school history. Up next was the AIAW Region III Tournament where the Seminoles took the next step, sweeping four more games to advance to the National Tournament.

Proving its versatility, FSU won every way possible, outscoring Western Carolina 13-9 in the first game before winning a defensive triumph 4-3 over North Carolina State. FSU disposed of the Pirates 12-3 then beat North Carolina 4-1 to capture the school's first national championship in women's athletics.

Postseason accolades came in for Darby Cottle as the shortstop collected All-America honors after hitting .428. Joining her on the All-America squad was second baseman Jan Sikes as she hit .477.

"Those teams were so full of life, heart, we had great camaraderie," former player Susan Painter said. "It started at the top with JoAnne. We had a great group of players, but she was the main component. She kept us on top and kept fighting for us and for the title. Every great team has a fit and that one certainly did. It was quite a group. We still keep in touch, but I miss that."

The pieces were in place for another run in 1982 and the Seminoles wasted no time as they won their first 12 games, highlighted by the title at the Florida Invitational - including eight shutouts. Ironically the "low point" of the season came at the Lady Seminole Invitational where FSU lost three in a row.

But just like they had done the previous year, the Seminoles bounced back to win 10-straight, including titles at the Friendly City and South Florida Invitationals. Twice during the middle half of the season the Seminoles scored 30 runs or more, including a 39-5 drubbing of Georgia Southern.

Despite all of FSU's success that year - the Seminoles won four of six regular season tournaments - there was one team it could not get past: rival Florida. Of the 10 losses that season, six came to the Gators, including back-to-back losses at the Montgomery Invitational where FSU finished second.



Similar to 1981, the losses refocused the Seminoles as they won their next 12 going into the FAIAW tournament. UF got the Tribe again 2-1 in the third game, but the Seminoles won a pair to claim the state title. Florida State had relatively little trouble in the regional tournament, only dropping a 2-1 decision to South Florida before beating the Bulls for the trophy.

The stage was set for a repeat and the Seminoles were on a mission having won 21 of their last 23 games. The first three games were a breeze as FSU outscored its opponents 46-6 with wins over Georgia Southern, South Florida and UNC-Charlotte. All that stood between FSU and its second national championships were the Florida Gators.

While Florida State held an 8-6 lead in the season series, Florida was the only team that had been close to FSU over the last five years and handed the Seminoles their worst loss in school history at the time, a 14-0 defeat during the middle of the season. With the championship on the line the Seminoles were at their best and they prevailed 9-4 to claim their second-straight national championship.

The accolades poured in for the Seminoles again, headed by Cottle who was named the Broderick Award winner as the AIAW Player of the Year. She was joined on the All-America squad by Natalie Drouin, Painter, Toni Robinette and Sikes.

"We were like a big family, I don't even remember anyone not getting along," Drouin said. "We had two great teams and I don't know which one was better. They were pretty equal. At the time none of us really knew what we had accomplished, we just wanted to do our best and have fun, but afterwards it was thrilling."

The Seminoles won 110 games those two years with a 54-7 record in 1981 and a 56-10 mark the year after. Florida State was an offensive juggernaut those two seasons, scoring an average of 9.2 runs per game. What might be even more impressive was the Seminoles' pitching and defense. Behind Painter, the team's lone pitcher, FSU gave up only 2.7 runs per game, a number that is unfathomable in slow pitch.

"I remember a lot of team unity and enthusiasm," Cottle said. "We were a group of winners, that's for sure, and we were a team that was willing to do whatever it took to get to the top. I'm just proud to have been part of the teams that started a tradition of winning."

While the AIAW was disbanded one year later and FSU went to NCAA competition in 1984, the players on those teams were the founders of a legacy that continues today.



DR. JOANNE GRAF

Dr. JoAnne Graf spent 30 successful seasons at the helm of the Florida State softball program. With 1,437 victories under her belt, Graf retired on June 15, 2008, with more wins than any other head coach in collegiate softball.

The first collegiate softball coach to earn 1,400 victories, Graf's numerous achievements with Florida State softball include AIAW slowpitch national championships in 1981 and 1982, seven trips to the Women's College World Series, with the first coming in 1986 (just four years after FSU went to NCAA fastpitch softball), 21 NCAA Regional appearances and 10 Atlantic Coast Conference titles.

On April 2, 2005, then-Florida State University President Dr. T.K. Wetherell officially renamed the softball stadium "JoAnne Graf Field at the Seminole



Softball Complex," making her among only two active softball coaches with fields named after them. On September 13, 2013, Graf was inducted into the Florida State Athletics Hall of Fame

One of the most prolific coaches in collegiate softball, Graf concluded her career having won 75 percent of her games (1,437-478-6), including a 1,218-425-6 (.740) mark in NCAA Division I play. Her NCAA career win total is currently second all-time. Florida State averaged 50.75 wins per year under her guidance since beginning NCAA play ranked No. 1 all-time.

Graf is a 1975 graduate of Florida State. In 1992, she earned her doctorate degree in athletic administration at FSU, and taught at her alma mater until her retirement in 2013.

The JoAnne Graf File

- 1,437 All-Time Victories at Florida State
- Back-to-Back AIAW National Championships (1981 & 1982)
- Six-Time ACC Coach of the Year
- 10 Atlantic Coast Conference Titles
- 21 NCAA Tournament Appearances
- 45 NCAA Tournament Victories
- Seven Women's College World Series Appearances
- 34 All-America Awards
- 74 All-ACC Selections



ALL-TIME POSTSEASON RESULTS

1986 SOUTH REGIONAL

Ruston, Louisiana

OPPONENT	FSU	OPP	W-L
Louisiana Tech	0	4	L
Louisiana Tech	0	1	L
National Finish - 9th			

1987 SOUTH REGIONAL

Tallahassee, Florida

OPPONENT	FSU	OPP	W-L
Adelphi	1	0	W
Adelphi	3	1	W
National Finish - 7th			

1987 COLLEGE WORLD SERIES

OPPONENT	FSU	OPP	W-L
Cal-State Fullerton	0	4	L
Central Michigan	0	1	L
National Finish - 7th			

1988 SOUTH REGIONAL

Ruston, Louisiana

OPPONENT	FSU	OPP	W-L
Texas A&M	0	1	L
Louisiana Tech	1	6	L
National Finish - 9th			

1989 SOUTH REGIONAL

Tallahassee, Florida

OPPONENT	FSU	OPP	W-L
South Carolina	1	2	L
Louisiana Tech	1	3	L
National Finish - 9th			

1990 SOUTH REGIONAL

Lafayette, Louisiana

OPPONENT	FSU	OPP	W-L
Texas A&M	5	0	W
SW Louisiana	4	3	W
SW Louisiana	2	1	W
National Finish - T3rd			

1990 COLLEGE WORLD SERIES

OPPONENT	FSU	OPP	W-L
Fresno State	1	0	W
Oklahoma State	1	4	L
Nevada-Las Vegas	4	1	W
UCLA	1	3	L
National Finish - T3rd			

1991 SOUTH REGIONAL

Lafayette, Louisiana

OPPONENT	FSU	OPP	W-L
SW Louisiana	1	0	W
Oklahoma State	2	0	W
Oklahoma State	4	3	W
National Finish - 5th			

1991 COLLEGE WORLD SERIES

OPPONENT	FSU	OPP	W-L
UCLA	0	1	L
UNLV	1	0	W
Fresno State	0	3	L
National Finish - 5th			

1992 SOUTH REGIONAL

Lafayette, Louisiana

OPPONENT	FSU	OPP	W-L
SW Louisiana	1	0	W
UNLV	4	0	W
SW Louisiana	1	0	W
National Finish - 7th			

1992 COLLEGE WORLD SERIES

OPPONENT	FSU	OPP	W-L
California	0	3	L
UMass	2	4	L
National Finish - 7th			

1993 SOUTH REGIONAL

Tallahassee, Florida

OPPONENT	FSU	OPP	W-L
Kansas	0	1	L
Iowa	5	3	W
Kansas	5	0	W
Kansas	2	1	W
National Finish - 7th			

1993 COLLEGE WORLD SERIES

OPPONENT	FSU	OPP	W-L
Oklahoma State	2	5	L
Connecticut	1	2	L
National Finish - 7th			

1994 SOUTH REGIONAL

Stillwater, Oklahoma

OPPONENT	FSU	OPP	W-L
Oklahoma	1	3	L
Providence	1	2	L
National Finish - 9th			

1995 WEST REGIONAL

Tucson, Arizona

OPPONENT	FSU	OPP	W-L
Nebraska	1	6	L
Ohio	2	0	W
Nebraska	6	2	W
Arizona	0	15	L
National Finish - 9th			
Final Ranking - 11th			

1996 SOUTH REGIONAL

Tallahassee, Florida

OPPONENT	FSU	OPP	W-L
South Florida	3	1	W
Arizona	6	9	L
South Florida	6	0	W
Arizona	3	10	L
National Finish - 9th			
Final Ranking - 13th			

1998 MIDWEST REGIONAL

Stillwater, Oklahoma

OPPONENT	FSU	OPP	W-L
Oklahoma State	0	4	L
Stanford	0	1	L
National Finish - 9th			
Final Ranking - 17th			

2000 WEST REGIONAL

Los Angeles, California

OPPONENT	FSU	OPP	W-L
Long Beach State	2	0	W
Iowa	4	1	W
UCLA	1	6	L
Iowa	4	2	W
UCLA	1	7	L
National Finish - 9th			
Final Ranking - 17th			

2001 TALLAHASSEE REGIONAL

Tallahassee, Florida

OPPONENT	FSU	OPP	W-L
Bethune-Cookman	6	2	W
Florida	6	2	W
California	0	1	L
Florida Atlantic	2	0	W
California	2	1	W
California	2	3	L
National Finish - 9th			
Final Ranking - 15th			

2002 TALLAHASSEE REGIONAL

Tallahassee, Florida

OPPONENT	FSU	OPP	W-L
Auburn	2	1	W
Georgia Tech	0	7	L
Chattanooga	1	0	W
Georgia Tech	3	2	W
Georgia Tech	6	1	W

2002 COLLEGE WORLD SERIES

OPPONENT	FSU	OPP	W-L
UCLA	2	1	W
California	0	1	L
Nebraska	4	3	W
Arizona	2	6	L
National Finish - T3rd			
Final Ranking - 4th			

2003 GAINESVILLE REGIONAL

Gainesville, Florida

OPPONENT	FSU	OPP	W-L
Texas-Arlington	0	1	L
Oregon State	1	2	L
Final Ranking - 19th			

2004 TALLAHASSEE REGIONAL

Tallahassee, Florida

OPPONENT	FSU	OPP	W-L
Long Island	4	0	W
Cal State Northridge	1	0	W
Oregon	5	4	W
Oregon	0	1	L
Oregon	2	0	W

2004 COLLEGE WORLD SERIES

OPPONENT	FSU	OPP	W-L
California	2	4	L
Washington	2	0	W
LSU	1	2	L
National Finish - 5th			
Final Ranking - 5th			

2005 AUBURN REGIONAL

Auburn, Alabama

OPPONENT	FSU	OPP	W-L
Auburn	5	0	W
Baylor	5	9	L
Auburn	2	0	W
Baylor	3	5	L

2006 ATHENS REGIONAL

Athens, Georgia

OPPONENT	FSU	OPP	W-L
Coastal Carolina	7	2	W
Georgia	3	2	W
Georgia	1	3	L
Georgia	2	0	W

2006 NCAA SUPER REGIONAL

Tempe, Arizona

OPPONENT	FSU	OPP	W-L
Arizona State	1	6	L
Arizona State	1	5	L
Final Ranking - 25			

2007 TUSCALOOSA REGIONAL

Tuscaloosa, Alabama

OPPONENT	FSU	OPP	W-L
California	6	13	L
Alabama	3	6	L

2008 TUSCALOOSA REGIONAL

Tuscaloosa, Alabama

OPPONENT	FSU	OPP	W-L
Jacksonville State	3	4	L
Chattanooga	5	3	W
Jacksonville State	1	10	L

2009 TALLAHASSEE REGIONAL

Tallahassee, Florida

OPPONENT	FSU	OPP	W-L
Oklahoma State	0	1	L
Mississippi State	5	0	W
Oklahoma State	0	1	L
Final Ranking - 22nd			

2010 ATHENS REGIONAL

Athens, Georgia

OPPONENT	FSU	OPP	W-L
Radford	10	1	W
Georgia	2	5	L
Radford	2	3	L

2011 ATHENS REGIONAL

Athens, Georgia

OPPONENT	FSU	OPP	W-L
UAB	0	2	L
Georgia State	6	1	W
UAB	13	1	W
Georgia	2	10	L

2012 LOS ANGELES REGIONAL

Los Angeles, California

OPPONENT	FSU	OPP	W-L
San Diego State	0	1	L
UCLA	2	1	W
San Diego State	0	1	L

2013 MOBILE REGIONAL

Mobile, Alabama

OPPONENT	FSU	OPP	W-L
Mississippi State	5	2	W
South Alabama	2	1	W
South Alabama	0	3	L
South Alabama	7	6	W

2013 NCAA SUPER REGIONAL

Austin, Texas

OPPONENT	FSU	OPP	W-L
Texas	2	3	L
Texas	0	4	L

FSU OVERALL IN NCAA TOURNAMENT

Overall: 53-57 (26 appearances)

NCAA Regional: 47-39

NCAA Super Regional: 0-4

Women's College World Series: 6-14



NCAA RECORDS

INDIVIDUAL LEADERS

SINGLE-GAME RECORDS

STOLEN BASES

5 Serita Brooks vs. Bethune-Cookman May 17, 2001 (T-6th)

CONSECUTIVE GAMES HITTING STREAK

28 Natasha Jacob, April 4, 2005-Feb. 14, 2006 (T-15th)

CONSECUTIVE STOLEN BASES

54 Serita Brooks, Feb. 9-May 19, 2001 (T-9th)

CONSECUTIVE VICTORIES

50 Rebecca Aase, Feb. 25, 1991-April 24, 1993 (2nd)

SEASON RECORDS

STOLEN BASES PER GAME (Minimum 20 stolen bases)

Player, Team	Year	Cl.	G	SB	Avg.
Danielle Cox	1999	Sr.	66	73	1.11 (T-21st)

STOLEN BASES

Player, Team	Year	Cl.	G	SB
Danielle Cox	1999	Sr.	66	73 (T-2nd)
Shamalene Wilson	1996	Sr.	72	69 (T-6th)
Myssi Calkins	1997	Sr.	65	61 (T-10th)

GAMES

Player, Team	Year	G
Leslie Malerich	2000	58 (T-18th)

WINNING PERCENTAGE

Player, Team	Year	Cl.	W	L	Pct.
Rebecca Aase	1992	So.	28	0	1.000 (T-1st)

EARNED-RUN AVERAGE

Player, Team	Year	E.R.A.
Shelly Berube	1984	0.22 (T-16th)

SHUTOUTS

Player, Team	Year	Cl.	SHO
Toni Gutierrez	1992	Jr.	23 (T-21st)

ASSISTS

Player, Team	Year	Cl.	G	Assists
Cindy Lawton	1995	Sr.	73	189 (T-19th)

CAREER RECORDS

GAMES PLAYED

No.	Player, Team	Years
295	Jessica van der Linden	2001-04 (3rd)
290	Brandi Stuart	2000-03 (T-7th)
281	Kristi Hull	1995-98 (19th)

AT BATS

No.	Player, Team	Years
875	Veronica Wootsen	2004-07 (T-14th)

STOLEN BASES

No.	Player, Team	Years
185	Myssi Calkins	1994-97 (7th)
162	Brandi Stuart	2000-03 (T-11th)
161	Shamalene Wilson	1993-96 (T-13th)

STOLEN-BASE PERCENTAGE (min. 50 attempts)

No.	Player, Team	Years
0.931	Shamalene Wilson	1993-96 (20th)

EARNED-RUN AVERAGE

No.	Player, Team	Years
0.47	Toni Gutierrez	1990-93 (T-19th)

ANNUAL NCAA INDIVIDUAL LEADERS

HOME RUNS

Year	Player, Team	Cl.	G	No.	Avg.
1987	Tiffany Daniels	So.	64	10	0.16

STOLEN BASES PER GAME

Year	Player, Team	Cl.	G	SB	SBA	Avg.
1999	Danielle Cox	Sr.	66	73	82	1.11

STOLEN BASES

Year	Player, Team	Cl.	G	SB
1996	Shamalene Wilson	Sr.	72	69
1999	Danielle Cox	Sr.	66	73

STRIKEOUT RATIO (Strikeouts per seven innings)

Year	Player, Team	Cl.	G	IP	SO	Avg.
1984	Tina Kyler	Jr.	20	135.1	224	11.6
1985	Julie Larsen	Fr.	21	122.0	175	10.0

TEAM RECORDS

PITCHING

CONSECUTIVE SCORELESS INNINGS

124 Florida State, February 20-March 19, 1993

STRIKEOUTS IN A GAME

28 Florida State vs. Southern Miss., March 10, 1984 (15 inn)

TEAM LEADERS

SINGLE-GAME RECORDS

BATTING - STRIKEOUTS

No.	Team vs. Opponent	Date
28	Florida State vs. Southern Miss. (15 innings)	March 10, 1984

LONGEST GAME

Inn.	Team (Score), Opponent (Score)	Date
15	Florida State (1), Southern Miss. (0)	March 10, 1984

LONGEST WINNING STREAK

No.	Team	Dates
32	Florida State	March 4-26, 1985

SEASON RECORDS

BATTING - HITS

Team	Year	G	Hits
Florida State	1995	73	628

PITCHING - EARNED RUN AVERAGE

Team	Year	W-L-T	IP	R	ER	ERA
Florida State	1984	40-5-2	341.0	30	18	0.37

PITCHING - SHUTOUTS

Team	Year	SHO
Florida State	1992	40

FIELDING - DOUBLE PLAYS

Team	Year	DP
Florida State	2007	33

MISCELLANEOUS - VICTORIES

Team	Year	W	L	T	Pct.
Florida State	1992	63	9	0	.875
Florida State	1991	62	12	0	.838



NCAA RECORDS

ANNUAL TEAM CHAMPIONS

HITS

Year	Team	G	W	L	T	AB	Hits	Avg.
1992	Florida State	72	63	9	0	1,842	580	.315

RUNS

Year	Team	G	W	L	T	R	Avg.
1992	Florida State	72	63	9	0	364	5.06

HOME RUNS PER GAME

Year	Team	G	W	L	T	HR	Avg.
2007	Florida State	69	44	25	0	49	0.71

STOLEN BASES


Year	Team	G	W	L	T	SB	SBA	Avg.
1996	Florida State	72	51	21	0	160	171	2.22

TOTAL BASES

Year	Team	G	W	L	T	AB	TB	Pct.
1992	Florida State	72	63	9	0	1,842	766	.416

EARNED RUN AVERAGE

Year	Team	G	W	L	T	IP	R	ER	ERA
2001	Florida State	70	58	12	0	474.3	75	48	0.71
2004	Florida State	74	62	12	0	498.3	76	44	0.62



Danielle Cox

DIVISION I SOFTBALL COACHING RECORDS

WINNINGEST COACHES ALL-TIME

BY VICTORIES

(Minimum 10 years as a Division I head coach; includes spring varsity fast-pitch record at four-year colleges only.)

Coach, Team	Yrs.	Won	Lost	Tied	Pct.
7. JoAnne Graf (Florida St. 1984-2008)	25	1,186	425	6	.735

BY PERCENTAGE

(Minimum 10 years as a Division I head coach; includes spring varsity fast-pitch record at four-year colleges only.)

Coach, Team	Yrs.	Won	Lost	Tied	Pct.
12. JoAnne Graf (Florida St. 1984-2008)	25	1,186	425	6	.735



JoAnne Graf



Toni Gutierrez



TEAM AND INDIVIDUAL RECORDS

TEAM SEASON RECORDS

Victories

Most in a Season..... 63 1992 (63-9)

Streaks

All-time winning streaks..... 32 Mar. 4-26, 1985
27 Mar. 22-May 11, 2003
*25 Feb. 9-Mar. 18, 1992
*21 Feb. 13-Mar. 19, 1993
20 Mar. 21-Apr. 9, 1991
18 Mar. 13-Mar. 28, 1998
18 Apr. 11-May 16, 1992
18 Mar. 10-23, 1986
17 ^ 1984
*16 Feb. 10-Mar. 2, 2012
16 Apr. 3-May 5, 1995
16 ^ 1981
16 ^ 1981

* - streak started the season; ^ - dates unknown for the streak

Longest Losing Streak..... 8 2000
(March 4th to March 11th)

Highest Winning Pct. in Season 875 1984 (41-5-2)
1992 (63-9)

Shutouts

Fewest Times Shutout in Season 2 1997 (65 Games)
2010 (62 games), 1995 (61 games)
Most Times Shutout in Season 10 1994
Most Recorded in Season 41 1992

Shutout Streaks

Without Being Shutout 46 1984
Most Consecutive 17 1993
Consecutive Scoreless Innings Pitched 124.2 1993

HITTING

Runs

Most in Game 18 vs. FAMU, 2002
Most Allowed in Game 16 vs. Auburn, 2000
Largest Winning Margin 17 vs. FAMU, 1987
Largest Losing Margin 15 vs. Arizona, 1995
Most in Season 364 1992
Most Allowed in a Season 256 2006

Hits

Most in Season 628 1995
Most Allowed in Season 442 1998

Doubles

Most in Season 93 2001
Most Allowed in Season 69 2006 & 1998

Triples

Most in Season 33 1994
Most Allowed in Season 23 1994

Home Runs

Most in Season 49 2007
Most Allowed in Season 47 2006

Runs Batted In

Most in Season 313 2004
Most Allowed in a Season 232 2006

Batting Average

Highest in Season 316 1995
Highest Allowed in Season 246 2011

Stolen Bases

Most in Season 160 1996 (72 games)
Most Allowed in Season 63 2002 (85 att.)
2007 (75 att.)

FIELDING

Putouts

Most in Season 1,604 2000 (78 games)

Assists

Most in Season 804 2000 (78 games)

Errors

Most in Season 108 2006 (74 games)
Most by Opponents in Season 155 1995

Fielding Percentage

Highest in Season 976 1993

PITCHING

Pitching Appearances

Most in Season 78 2000

Innings Pitched

Most in Season 534.2 2000 (78 games)

No Hitters

Most in Season 8 1986 (49 games)

Earned Run Average

Lowest in Season 0.37 1984 (18 ER-339.2 IP)
Highest in Season 2.71 2006 (192 ER-496.1 IP)

INDIVIDUAL SEASON RECORDS

BATTING

Most Games Played: 78
Kimmy Carter, 2000
Brandi Stuart, 2000
Serita Brooks, 2000
Natalie Bennett, 2000
At Bats: 252, Natasha Jacob, 2006
Runs: 72, Shamalene Wilson, 1996
Hits: 99, Serita Brooks, 2000
Doubles: 19, Yuruby Alicart, 2006
Triples: 11, Tiffany Daniels, 1987
11, Shamalene Wilson, 1995
Home Runs: 14, Courtney Senas, 2013
Yuruby Alicart, 2007
RBIs: 56, Yuruby Alicart, 2007
Walks: 52, Erika Leonard, 2012
Strikeouts: 55, LaShaun Davis, 2005
Batting Average:432, Danielle Cox, 1999
Stolen Bases: 73, Danielle Cox (73-of-82), 1999
Sacrifices: 25, Shannon Mitchem, 1992

FIELDING

Putouts: 498, Becky Wallace, 2000
Assists: 189, Cindy Lawton, 1995
Errors: 34, Jesse McGregor, 1996
Fielding Pct.: 1.000, Julie Rice (320 chances), 1990

PITCHING

Appearances: 58, Leslie Malerich, 2000
Games Started: 42, Leslie Malerich, 2002
Tiffany McDonald, 2006
Innings Pitched: 329.1, Tiffany McDonald, 2006
Wins: 35, Toni Gutierrez, 1992
Leslie Malerich, 2000 & 2002
Losses: 19, Tiffany McDonald, 2006
Sarah Hamilton, 2011
No Hitters: 4, Christy Larsen, 1990
Runs (Most): 148, Tiffany McDonald, 2006
Runs (Least): 10, Julie Larsen, 1985
Shelley Berube, 1984
Rebecca Aase, 1994
Earned Runs (Most): 107, Tiffany McDonald, 2006
Earned Runs (Least): 1, Toni Gutierrez, (50.0 innings), 1990
Hits (Most): 250, Tiffany McDonald, (in 329.1 innings), 2006
Walks (Most): 126, Casey Hunter, 2005
Walks (Least): 10, Toni Gutierrez, 1990
Strikeouts: 387, Jessica van der Linden, 2004
Hit Batsmen: 28, Tiffany McDonald, 2006
Earned Run Average: 0.14, Toni Gutierrez, (50.0 innings), 1990
Most Doubles Allowed: 40, Tiffany McDonald, 2006
Most Triples Allowed: 11, Rebecca Aase, 1994
Most Home Runs Allowed: 32, Tiffany McDonald, 2006
Most Consecutive Victories: 50, Rebecca Aase,
Feb. 15, 1991 - April 24, 1993
Best Win Percentage: 1.000, Rebecca Aase, (28-0), 1992
Combined Strikeouts by Starting Pitchers: 24
Tiffany McDonald (19) vs. Abbie Sims, NC State (5), April 15, 2006



ALL-TIME TOP 10

BATTING RECORDS

GAMES

1. Kristy Hull	281	1995-98
2. Brandi Stuart	280	2000-03
3. Tami Post	277	1996-99
4. Veronica Wootson	273	2004-07
5. Kimmy Carter	272	1999-02
Jessica van der Linden	272	2001-04
7. Myssi Calkins	271	1994-97
8. Jesse McGregor	267	1996-99
9. Natasha Jacob	264	2003-06
10. Shamalene Wilson	262	1993-96

BATTING AVERAGE

1. Shamalene Wilson	.366	1993-96
Danielle Cox	.366	1998-99
3. Jessica van der Linden	.361	2001-04
4. Cindy Lawton	.358	1994-95
5. Brandi Stuart	.357	2000-03
6. Tiffany Daniels	.356	1986-89
7. Carly Wynn	.355	2007-10
8. Staci Brandon	.351	2000-01
Serita Brooks	.351	2000-01
10. Natasha Jacob	.341	2003-06

RUNS

1. Shamalene Wilson	223	1993-96
2. Veronica Wootson	199	2004-07
3. Brandi Stuart	196	2000-03
4. Susan Buttery	170	1990-93
5. Myssi Calkins	166	1994-97
6. Carly Wynn	165	2007-10
7. Kristy Hull	155	1995-98
Jessica van der Linden	155	2001-04
9. Tiffany Daniels	148	1986-89
10. Natasha Jacob	147	2003-06

HITS

1. Shamalene Wilson	310	1993-96
2. Brandi Stuart	287	2000-03
3. Veronica Wootson	282	2004-07
4. Jessica van der Linden	277	2001-04
5. Natasha Jacob	271	2003-06
6. Kristy Hull	265	1995-98
7. Myssi Calkins	253	1994-97
8. Carly Wynn	247	2007-10
9. Susan Buttery	245	1990-93
10. Shayla Jackson	243	2009-12

DOUBLES

1. Jessica van der Linden	50	2001-04
2. Carly Wynn	45	2007-10
3. Veronica Wootson	41	2004-07
4. Brandi Stuart	39	2000-03
5. Corrie Williams	38	1996-99
6. Yuruby Alicart	36	2006-07
7. Wendy Braye	35	1994-97
8. Leslie Palmer	33	2003-05
9. Shayla Jackson	29	2009-12
10. Robin Ahrberg	28	2007-11

TRIPLES

1. Shamalene Wilson	30	1993-96
2. Veronica Wootson	22	2004-07
3. Tiffany Daniels	21	1986-89
4. Lisa Davidson	19	1991-94
5. Kimmy Carter	18	1999-02
6. Tiffani Brown	17	2010-Pr.
Leslie Barton	17	1990-93
Brandi Stuart	17	2000-03
Jessica van der Linden	17	2001-04
9. Susan Buttery	16	1990-93
10. Natasha Jacob	15	2003-06

HOME RUNS

1. Veronica Wootson	29	2004-07
2. Yuruby Alicart	26	2006-07
3. Brandi Stuart	25	2000-03
4. Tiffany Daniels	24	1986-89
5. Ashley Stager	23	2008-11
6. Courtney Senas	21	2011-Pr.
7. Carly Wynn	20	2007-10
8. Briana Hamilton	19	2011-Pr.
Lisa Davidson	19	1991-94
10. Maddie O'Brien	18	2012-Pr.

RBI

1. Jessica van der Linden	161	2001-04
2. Brandi Stuart	151	2000-03
3. Veronica Wootson	137	2004-07
4. Kimmy Carter	136	1999-02
5. Leslie Barton	131	1990-93
6. Robin Ahrberg	117	2007-11
Ashley Stager	117	2008-11
8. Lisa Davidson	114	1991-94
Kristy Hull	114	1995-98
10. Shamalene Wilson	112	1993-96

STOLEN BASES

1. Myssi Calkins	185	1994-97
2. Brandi Stuart	162	2000-03
3. Shamalene Wilson	161	1993-96
4. Serita Brooks	97	2000-01
5. Danielle Cox	93	1998-99
6. Tiffani Brown	84	2010-Pr.
7. Veronica Wootson	79	2004-07
8. Natasha Jacob	69	2003-06
9. Leslie Barton	66	1990-93
10. Carly Wynn	65	2007-10

WALKS

1. Jessica van der Linden	144	2001-04
2. Brandi Stuart	133	2000-03
3. Lisa Davidson	114	1991-94
4. Ashley Stager	113	2008-11
5. Carly Wynn	103	2007-10
6. Tiffany Daniels	92	1986-89
7. Kimmy Carter	88	1999-02
8. Tatiana George	87	2002-05
9. Lesley Palmer	86	2003-05
10. Robin Ahrberg	76	2007-11

SLUGGING PERCENTAGE

1. Yuruby Alicart	.622	2006-07
2. Tiffany Daniels	.592	1986-89
3. Carly Wynn	.543	2007-10
4. Brandi Stuart	.540	2000-03
5. Shamalene Wilson	.521	1993-96
6. Veronica Wootson	.519	2004-07
7. Lisa Davidson	.501	1991-94
8. Cindy Lawton	.496	1994-95
9. Monique Marier	.488	2001-02
10. Leslie Barton	.453	1990-93

ASSISTS

1. Tami Post	591	1996-99
2. Jesse McGregor	523	1996-99
3. Shannan Mitchem	451	1989-92
4. Brandi Stuart	444	2000-03
5. Veronica Wootson	422	2004-07
6. Penny Siqueiros	403	1989-92
7. Laurie Shepard	387	1992-95
8. Ashley Stager	334	2008-11
9. Becky Brock	331	1999-02
10. Natalie Bennett	329	2000-01

PUTOUTS

1. Lori Crouse	1260	1986-89
2. Wendy Braye	1209	1994-97
3. Brittany Osmon	1203	2005-08
4. Julie Rice	1169	1988-91
5. Corrie Williams	1149	1996-99
6. Beth Wade	1117	2001-04
7. Heather Feltman	1013	1993-95
8. Leslie Adams	798	1992-93
9. Elisa Vasquez	789	2001-04
10. Heather Conway	725	1992-93

PITCHING RECORDS

APPEARANCES

1. Leslie Malerich	179	1999-02
2. Tiffany McDonald	163	2005-08
3. Sarah Hamilton	149	2008-11
4. Terese Gober	141	2007-10
5. Casey Hunter	137	2002-05
6. Jen White-Cody	135	1998-01
7. Kristy Fuentes	125	1994-97
8. Debbie DeJohn	121	1987-90
9. Julie Larsen	113	1985-88
10. Jessica van der Linden	112	2001-04

INNINGS PITCHED

1. Leslie Malerich	988.2	1999-02
2. Tiffany McDonald	898.1	2005-08
3. Debbie DeJohn	798.0	1987-90
4. Casey Hunter	759.1	2002-05
5. Julie Larsen	759.0	1985-88
6. Jen White-Cody	756.1	1998-01
7. Sarah Hamilton	704.2	2008-11
8. Kristy Fuentes	698.1	1994-97
9. Jessica van der Linden	690.0	2001-04
10. Toni Gutierrez	651.0	1990-93

WINS

1. Leslie Malerich	107	1999-02
2. Debbie DeJohn	90	1987-90
3. Julie Larsen	85	1985-88
Casey Hunter	85	2002-05
5. Tiffany McDonald	79	2005-08
6. Christy Larsen	77	1988-91
7. Jessica van der Linden	76	2001-04
8. Toni Gutierrez	74	1990-93
Jen White-Cody	74	1998-01
10. Kristy Fuentes	71	1994-97

STRIKEOUTS

1. Sarah Hamilton	1,005	2008-11
2. Tiffany McDonald	939	2005-08
3. Jessica van der Linden	899	2001-04
4. Casey Hunter	893	2002-05
5. Julie Larsen	834	1985-88
6. Christy Larsen	758	1988-91
7. Leslie Malerich	751	1999-02
8. Terese Gober	692	2007-10
9. Toni Gutierrez	648	1990-93
10. Kristy Fuentes	501	1994-97

EARNED RUN AVERAGE (MINIMUM 300 IP)


1. Shelley Berube	0.38	1984-85
2. Toni Gutierrez	0.47	1990-93
3. Tina Kyler	0.50	1984-85
4. Julie Larsen	0.68	1985-88
5. Debbie DeJohn	0.69	1987-90
6. Marla Looper	0.78	1993-94
7. Rebecca Aase	0.84	1991-94
8. Jessica van der Linden	0.96	2001-04
9. Christy Larsen	0.98	1988-91
10. Renee Espinoza	1.06	1995-96

SHUTOUTS

1. Christy Larsen	52	1988-91
2. Toni Gutierrez	51	1990-93
3. Julie Larsen	50	1985-88
4. Leslie Malerich	45	1999-02
5. Debbie DeJohn	43	1987-90
Rebecca Aase	43	1991-94
7. Jessica van der Linden	39	2001-04
8. Casey Hunter	36	2002-05
9. Kristy Fuentes	35	1994-97
10. Tina Kyler	30	1984-85

SAVES

1. Sarah Hamilton	8	2008-11
Tiffany McDonald	8	2005-07
3. Casey Hunter	7	2002-05
4. Leslie Malerich	6	1999-02
5. Jessica Nori	5	2011-Pr.
6. Bailey Schinella	4	2012-Pr.
Jessica van der Linden	4	2001-04
Marla Looper	4	1993-94
9. Kristy Fuentes	3	1994-97
Toni Gutierrez	3	1990-93
Niki Zenger	3	1995-96





SINGLE SEASON TOP 10

BATTING RECORDS

HITS

1. Serita Brooks	99	2000
2. Danielle Cox	98	1999
3. Natasha Jacob	94	2006
4. Shamalene Wilson	91	1996
5. Kristy Hull	87	1995
6. Cindy Lawton	87	1995
7. Susan Buttery	84	1991
8. Veronica Wootson	83	2004
9. Myssi Calkins	82	1997
10. Brandi Stuart	81	2002
Shamalene Wilson	81	1994

RUNS

1. Shamalene Wilson	72	1996
2. Veronica Wootson	70	2004
3. Brandi Stuart	63	2002
Tiffany Daniels	63	1987
5. Veronica Wootson	61	2007
6. Susan Buttery	59	1991
7. Courtney Senas	58	2013
Serita Brooks	58	2001
Susan Buttery	58	1993
10. Myssi Calkins	55	1997
Shamalene Wilson	55	1995

STOLEN BASES

1. Danielle Cox	73	1999
2. Shamalene Wilson	69	1996
3. Myssi Calkins	61	1997
4. Serita Brooks	55	2001
5. Brandi Stuart	54	2002
Myssi Calkins	54	1996
7. Myssi Calkins	44	1994
8. Tiffani Brown	43	2012
Serita Brooks	42	2000
Brandi Stuart	42	2000

WALKS

1. Erika Leonard	52	2012
2. Brandi Stuart	49	2002
3. Jessica van der Linden	46	2003
4. Carly Wynn	42	2010
Jessica van der Linden	42	2004
6. Brandi Stuart	39	2003
Tiffany Daniels	39	1984
8. Maddie O'Brien	38	2013
Jessica van der Linden	37	2002
10. Tory Haddad	35	2010
Ashley Stager	35	2010

AT BATS

1. Natasha Jacob	252	2006
2. Veronica Wootson	248	2004
3. Serita Brooks	242	2000
4. Susan Buttery	240	1991
5. Brandi Stuart	233	2000
6. Kristy Hull	232	1995
7. Shamalene Wilson	229	1996
8. Danielle Cox	227	1999
Cindy Lawton	227	1995
10. Whitney Buckmon	222	2006

TRIPLES

1. Tiffany Daniels	11	1987
Shamalene Wilson	11	1995
3. Veronica Wootson	9	2006
Susan Buttery	9	1991
Lisa Davidson	9	1993
Shamalene Wilson	9	1994
7. Carly Wynn	8	2010
Serita Brooks	8	1996
9. Veronica Wootson	7	2004
Brandi Stuart	7	2002
Shamalene Wilson	7	1996
Lisa Donaldson	7	1991

HOME RUNS

1. Courtney Senas	14	2013
Yuruby Alicart	14	2007
3. Kelly Hensley	13	2013
4. Briana Hamilton	12	2012
Yuruby Alicart	12	2006
Kaleigh Rafter	11	2009
Veronica Wootson	11	2007
8. Celeste Gomez	10	2013
Maddie O'Brien	10	2013
Ashley Stager	10	2011
Brandi Stuart	10	2002
Tiffany Daniel	10	1987

DOUBLES

1. Yuruby Alicart	19	2006
2. Carly Wynn	18	2010
3. Yuruby Alicart	17	2007
4. Victoria East	16	2013
Cindy Lawton	16	1995
6. Shayla Jackson	15	2011
7. Veronica Wootson	14	2007
Jessica van der Linden	14	2002
Monique Marier	14	2001
Jessica van der Linden	14	2001
Corrie Williams	14	1998

RUNS BATTED IN

1. Yuruby Alicart	56	2005
2. Jessica van der Linden	55	2004
3. Kelly Hensley	54	2013
Yuruby Alicart	54	2006
5. Kimmy Carter	53	2002
6. Courtney Senas	52	2013
Veronica Wootson	49	2006
Penny Siquerious	49	1991
9. Maddie O'Brien	47	2013
Leslie Barton	47	1993

STRIKEOUTS

1. LaShaun Davis	55	2005
2. Brittany Osmon	50	2008
Michelle Snyder	50	2004
4. Teresa Edenfield	49	2000
5. Courtney Senas	48	2011
Michelle Snyder	47	2006
7. LaShaun Davis	45	2006
Tatiana George	45	2006
Natasha Jacob	45	2005
Beth Wade	45	2004
Kimmy Carter	45	2000

PITCHING RECORDS

APPEARANCES

1. Leslie Malerich	58	2000
2. Tiffany McDonald	57	2006
3. Leslie Malerich	55	2002
4. Kristy Fuentes	48	1997
5. Lacey Waldrop	47	2013
Casey Hunter	47	2005
7. Sarah Hamilton	45	2011
Sarah Hamilton	45	2010
9. Toni Gutierrez	44	1992
10. Christy Larsen	43	1991

INNINGS PITCHED

1. Tiffany McDonald	329.1	2006
2. Leslie Malerich	323.0	2000
3. Leslie Malerich	315.1	2002
4. Kristy Fuentes	310.0	1997
5. Toni Gutierrez	285.1	1992
6. Christy Larsen	275.0	1991
7. Casey Hunter	268.1	2005
8. Renee Espinoza	253.0	1996
9. Jessica van der Linden	246.1	2004
10. Casey Hunter	245.2	2004

WINS

1. Leslie Malerich	35	2002
Leslie Malerich	35	2000
Toni Gutierrez	35	1992
4. Casey Hunter	33	2004
5. Kristy Fuentes	32	1997
6. Tiffany McDonald	30	2006
Renee Espinoza	30	1996
8. Jessica van der Linden	29	2004
9. Rebecca Aase	28	1992
10. Casey Hunter	27	2003

STRIKEOUTS

1. Jessica van der Linden	378	2004
2. Casey Hunter	338	2005
3. Sarah Hamilton	326	2010
4. Tiffany McDonald	312	2006
5. Sarah Hamilton	311	2009
6. Christy Larson	307	1991
7. Sarah Hamilton	289	2011
8. Toni Gutierrez	295	1992
9. Casey Hunter	277	2004
10. Julie Larson	271	1986

SHUTOUTS

1. Toni Gutierrez	23	1992
2. Jessica van der Linden	20	2004
Julie Larsen	20	1986
4. Leslie Malerich	16	2000
Julie Larsen	16	1987
6. Rene Espinoza	15	1995
Christy Larsen	15	1990
8. Casey Hunter	14	2004
Toni Gutierrez	14	1991
Debbie DeJohn	14	1990
Tina Kyler	14	1985

EARNED RUN AVERAGE

(MINIMUM 100 INNINGS PITCHED)

1. Julie Larsen	0.29	1985
2. Christy Larsen	0.35	1990
3. Julie Larsen	0.37	1986
4. Marla Looper	0.42	1993
5. Toni Gutierrez	0.46	1993
Tina Kyler	0.46	1985
7. Toni Gutierrez	0.47	1992
8. Rebecca Aase	0.51	1993
Debbie DeJohn	0.51	1987
10. Debbie DeJohn	0.53	1989
Shelly Berube	0.53	1985

SAVES

1. Jessica Nori	4	2012
Bailey Schinella	4	2012
Tiffany McDonald	4	2006
Leslie Malerich	4	2002
4. Marla Looper	4	1994
6. Sarah Hamilton	3	2010
Tiffany McDonald	3	2007
Casey Hunter	3	2005
Niki Zenger	3	1995
10. Monica Perry	2	2013
Lacey Waldrop	2	2013
Lacey Waldrop	2	2012
Sarah Hamilton	2	2011
Sarah Hamilton	2	2009
Jessica van der Linden	2	2004
Casey Hunter	2	2003
Casey Hunter	2	2002
Leslie Malerich	2	2000
Jen White-Cody	2	2001

FIELDING RECORDS

ASSISTS

1. Cindy Lawton	189	1995
2. Natalie Bennett	173	2000
3. Tami Post	171	1998
4. Shannan Mitchem	165	1992
5. Natalie Bennett	156	2001
6. Jesse McGregor	153	1998
7. Veronica Wootson	149	2007
8. Shannan Mitchem	147	1991
9. Brandi Stuart	145	2000
10. Yuruby Alicart	144	2006
Tami Post	144	1999

PUTOUTS

1. Kaleigh Rafter	540	2009
2. Becky Wallace	498	2000
3. Jen Lapicki	489	2010
4. Heather Feltmann	480	1994
5. Heather Feltmann	463	1995
6. Leslie Adams	443	1992
7. Victoria East	418	2013
8. Robyn Gauger	409	2001
9. Beth Wade	407	2004
10. Heather Conway	403	1992



YEARLY LEADERS

YEARLY OFFENSIVE LEADERS (SINCE 1984)

BATTING AVERAGE

1984	Greta Bahn.....	331
1985	Greta Bahn.....	274
1986	Carolyn Fiero.....	352
1987	Tiffany Daniels.....	391
1988	Tiffany Daniels.....	340
1989	Tiffany Daniels.....	350
1990	Penny Siqueiros.....	313
	Leslie Barton.....	313
1991	Penny Siqueiros.....	329
1992	Penny Siqueiros.....	381
1993	Susan Buttery.....	377
1994	Shamalene Wilson.....	380
1995	Cindy Lawton.....	383
1996	Shamalene Wilson.....	402
1997	Myssi Calkins.....	374
1998	Dana Bailey.....	342
1999	Danielle Cox.....	432
2000	Serita Brooks.....	401
2001	Brandi Stuart.....	361
2002	Brandi Stuart.....	391
2003	Jessica van der Linden.....	412
2004	Jessica van der Linden.....	401
2005	Natasha Jacob.....	359
2006	Natasha Jacob.....	373
2007	Veronica Wootson.....	349
2008	Carly Wynn.....	368
2009	Carly Wynn.....	337
2010	Carly Wynn.....	378
2011	Jen Lapicki.....	343
2012	Shayla Jackson.....	304
2013	Morgan Bullock.....	346

RUNS

1984	Greta Bahn.....	36
1985	Greta Bahn.....	35
1986	Barbara Gillespie.....	24
1987	Tiffany Daniels.....	63
1988	Tiffany Daniels.....	39
1989	Tiffany Daniels.....	35
1990	Christy Larsen.....	30
1991	Susan Buttery.....	43
1992	Susan Buttery.....	59
1993	Susan Buttery.....	58
1994	Shamalene Wilson.....	55
1995	Shamalene Wilson.....	55
1996	Shamalene Wilson.....	72
1997	Myssi Calkins.....	55
1998	Kristy Hull.....	42
1999	Danielle Cox.....	52
2000	Serita Brooks.....	54
2001	Serita Brooks.....	58
2002	Brandi Stuart.....	63
2003	Brandi Stuart.....	41
2004	Veronica Wootson.....	70
2005	Natasha Jacob.....	29
2006	Yuruby Alicart.....	51
2007	Veronica Wootson.....	61
2008	Carly Wynn.....	38
2009	Carly Wynn.....	43
2010	Carly Wynn.....	52
2011	Tiffani Brown.....	50
2012	Tiffani Brown.....	44
2013	Courtney Senas.....	58

HITS

1984	Greta Bahn.....	39
1985	Greta Bahn.....	54
1986	Carolyn Fiero.....	42
1987	Tiffany Daniels.....	79
1988	Tiffany Daniels.....	55
1989	Tiffany Daniels.....	56
1990	Penny Siqueiros.....	56
1991	Penny Siqueiros.....	71
1992	Susan Buttery.....	84
1993	Susan Buttery.....	78
1994	Shamalene Wilson.....	81
1995	Cindy Lawton.....	87

1984	Kristy Hull.....	87
1996	Shamalene Wilson.....	92
1997	Myssi Calkins.....	82
1998	Dana Bailey.....	69
1999	Danielle Cox.....	98
2000	Serita Brooks.....	99
2001	Brandi Stuart.....	73
2002	Brandi Stuart.....	81
2003	Jessica van der Linden.....	63
2004	Veronica Wootson.....	83
2005	Natasha Jacob.....	71
2006	Natasha Jacob.....	94
2007	Veronica Wootson.....	76
2008	Whitney Buckmon.....	67
2009	Carly Wynn.....	68
2010	Carly Wynn.....	74
2011	Tiffani Brown.....	71
2012	Tiffani Brown.....	66
2013	Victoria East.....	66

DOUBLES

1984	Teresa Collins.....	7
1985	Greta Bahn.....	4
1986	Carolyn Fiero.....	5
1987	Carolyn Fiero.....	6
1988	Christy Larsen.....	5
1989	Tiffany Daniels.....	8
1990	Christy Larsen.....	7
1991	Penny Siqueiros.....	7
1992	Leslie Barton.....	11
1993	Leslie Barton.....	8
	Lisa Davidson.....	8
1994	Lisa Davidson.....	10
	Shamalene Wilson.....	10
1995	Cindy Lawton.....	16
1996	Jesse McGregor.....	9
1997	Wendy Braye.....	11
1998	Corrie Williams.....	14
1999	Christy Cerecedes.....	12
2000	Teresa Edenfield.....	11
	Natalie Bennett.....	11
2001	Monique Marier.....	14
	Jessica van der Linden.....	14
2002	Jessica van der Linden.....	14
2003	Jessica van der Linden.....	12
	Brandi Stuart.....	12
2004	Beth Wade.....	12
2005	Lesley Palmer.....	12
2006	Yuruby Alicart.....	19
2007	Yuruby Alicart.....	17
2008	Brittany Osmon.....	9
2009	Kaleigh Rafter.....	11
	Carly Wynn.....	11
2010	Carly Wynn.....	18
2011	Shayla Jackson.....	15
2012	Maddie O'Brien.....	11
2013	Victoria East.....	16

TRIPLES

1984	Greta Bahn.....	6
1985	Laurie Holler.....	9
1986	Carolyn Fiero.....	5
1987	Tiffany Daniels.....	11
1988	Tiffany Daniels.....	6
1989	Christy Larsen.....	4
1990	Leslie Barton.....	3
	Toni Gutierrez.....	3
	Julie Rice.....	3
1991	Penny Siqueiros.....	5
1992	Susan Buttery.....	9
1993	Lisa Davidson.....	9
1994	Shamalene Wilson.....	9
1995	Shamalene Wilson.....	11
1996	Shamalene Wilson.....	7
1997	Misty Molin.....	4
1998	Danielle Cox.....	4
1999	Christy Cerecedes.....	5
	Kimmy Carter.....	5
2000	Serita Brooks.....	8
2001	Serita Brooks.....	5
2002	Brandi Stuart.....	7

2003	Elisa Vasquez.....	4
	Jessica van der Linden.....	4
2004	Veronica Wootson.....	7
2005	Natasha Jacob.....	5
2006	Veronica Wootson.....	9
2007	Brittany Osmon.....	4
	Veronica Wootson.....	4
2008	Ashley Stager.....	3
2009	Carly Wynn.....	5
2010	Carly Wynn.....	8
2011	Tiffani Brown.....	6
2012	Shayla Jackson.....	5
2013	Courtney Senas.....	5

HOME RUNS

1984	Teresa Collins.....	7
1985	Wendy Rogers.....	5
1986	Carolyn Fiero.....	6
1987	Tiffany Daniels.....	10
1988	Tiffany Daniels.....	6
1989	Tiffany Daniels.....	6
1990	Leslie Barton.....	5
1991	Susan Buttery.....	3
1992	Lisa Davidson.....	6
1993	Leslie Barton.....	5
1994	Lisa Davidson.....	7
1995	Shamalene Wilson.....	5
1996	Shamalene Wilson.....	3
1997	Wendy Braye.....	4
1998	Corrie Williams.....	3
1999	Danielle Cox.....	2
2000	Teresa Edenfield.....	4
2001	Monique Marier.....	6
2002	Brandi Stuart.....	10
2003	Brandi Stuart.....	8
2004	Beth Wade.....	8
2005	Tatiana George.....	7
2006	Yuruby Alicart.....	12
2007	Yuruby Alicart.....	14
2008	Brittany Osmon.....	7
2009	Kaleigh Rafter.....	11
2010	Tory Haddad.....	7
2011	Ashley Stager.....	10
2012	Briana Hamilton.....	12
2013	Courtney Senas.....	14

SLUGGING PERCENTAGE

1984	Teresa Collins.....	628
1985	Laurie Holler.....	368
1986	Carolyn Fiero.....	630
1987	Tiffany Daniels.....	688
1988	Tiffany Daniels.....	543
1989	Tiffany Daniels.....	550
1990	Penny Siqueiros.....	397
1991	Penny Siqueiros.....	426
1992	Lisa Davidson.....	527
1993	Lisa Davidson.....	560
1994	Shamalene Wilson.....	582
1995	Shamalene Wilson.....	530
1996	Shamalene Wilson.....	524
1997	Wendy Braye.....	476
1998	Corrie Williams.....	460
1999	Danielle Cox.....	493
2000	Serita Brooks.....	510
2001	Monique Marier.....	543
2002	Brandi Stuart.....	647
2003	Brandi Stuart.....	577
2004	Jessica van der Linden.....	553
2005	Natasha Jacob.....	434
2006	Yuruby Alicart.....	621
2007	Yuruby Alicart.....	623
2008	Carly Wynn.....	500
2009	Kaleigh Rafter.....	585
2010	Carly Wynn.....	643
2011	Jen Lapicki.....	509
2012	Briana Hamilton.....	527
2013	Courtney Senas.....	646

RUNS BATTED IN

1984	Greta Bahn.....	25
	Teresa Collins.....	25
1985	Wendy Rogers.....	31
1986	Carolyn Fiero.....	25
1987	Tiffany Daniels.....	41
1988	Lori Crouse.....	33
1989	Tiffany Daniels.....	28
1990	Penny Siqueiros.....	23
1991	Penny Siqueiros.....	31
1992	Penny Siqueiros.....	49
1993	Leslie Barton.....	47
1994	Shamalene Wilson.....	36
1995	Cindy Lawton.....	46
1996	Shamalene Wilson.....	45
1997	Misty Molin.....	38
1998	Corrie Williams.....	40
1999	Kimmy Carter.....	21
2000	Teresa Edenfield.....	46
2001	Monique Marier.....	41
2002	Kimmy Carter.....	53
2003	Elisa Vasquez.....	46
2004	Jessica van der Linden.....	55
2005	Tatiana George.....	25
2006	Yuruby Alicart.....	54
2007	Yuruby Alicart.....	56
2008	Brittany Osmon.....	46
2009	Kaleigh Rafter.....	42
2010	Jen Lapicki.....	41
2011	Jen Lapicki.....	35
2012	Maddie O'Brien.....	43
2013	Kelly Hensley.....	54

STOLEN BASES

1984	Sunnie O'Neal.....	11
1985	Greta Bahn.....	15
	Barbara Gillespie.....	15
1986	Greta Bahn.....	20
1987	Tiffany Daniels.....	23
1988	Christy Larsen.....	12
1989	Tiffany Daniels.....	25
1990	Jodie Bullock.....	7
1991	Tina Getherall.....	11
1992	Leslie Barton.....	35
1993	Shamalene Wilson.....	25
1994	Myssi Calkins.....	44
1995	Shamalene Wilson.....	39
1996	Shamalene Wilson.....	69
1997	Myssi Calkins.....	61
1998	Dana Bailey.....	27
1999	Danielle Cox.....	73
2000	Serita Brooks.....	42
	Brandi Stuart.....	42
2001	Serita Brooks.....	55
2002	Brandi Stuart.....	54
2003	Brandi Stuart.....	36
2004	Natasha Jacob.....	18
2005	Natasha Jacob.....	14
2006	Natasha Jacob.....	25
2007	Veronica Wootson.....	35
2008	Whitney Buckmon.....	28
2009	Carly Wynn.....	21
2010	Carly Wynn.....	25
2011	Tiffani Brown.....	24
2012	Tiffani Brown.....	43
2013	Courtney Senas.....	16

WALKS

1984	Greta Bahn.....	21
1985	Greta Bahn.....	25
1986	Laurie Holler.....	24
1987	Tiffany Daniels.....	39
1988	Tiffany Daniels.....	26
1989	Tiffany Daniels.....	24
1990	Jodie Bullock.....	17
1991	Susan Buttery.....	23
1992	Leslie Barton.....	29
1993	Lisa Davidson.....	28
1994	Jen Olow.....	23
1995	Wendy Braye.....	22
1996	Kristy Hull.....	20



YEARLY LEADERS

1997	Windy Weltz.....	30
1998	Christy Cerecedes.....	30
1999	Christy Cerecedes.....	24
	Corrie Williams.....	24
2000	Kimmy Carter.....	29
2001	Serita Brooks.....	32
2002	Brandi Stuart.....	49
2003	Jessica van der Linden....	46
2004	Jessica van der Linden....	42
2005	Lesley Palmer.....	23
2006	Carly Brieske.....	20
2007	Veronica Wootson.....	26
2008	Ashley Stager.....	29
2009	Carly Wynn.....	25
	Ashley Stager.....	25
2010	Carly Wynn.....	42
2011	Ashley Stager.....	24
2012	Erika Leonard.....	52
2013	Maddie O'Brien.....	38

SACRIFICE HITS

1984	Tina Kyler.....	11
1985	Tina Kyler.....	17
1986	Karyn Palgut.....	13
1987	Lynn Steele.....	18
1988	Kari Keith.....	14
1989	Kelly Flaczinski.....	17
1990	Shannan Mitchem.....	18
1991	Kelly Flaczinski.....	15
	Tina Getherall.....	15
1992	Shannan Mitchem.....	25
1993	Shamalene Wilson.....	17
1994	Myssi Calkins.....	21
1995	Windy Weltz.....	16
1996	Kristy Hull.....	18
1997	Windy Weltz.....	25
1998	Kristy Hull.....	21
1999	Jesse McGregor.....	23
2000	Natalie Bennett.....	21
2001	Kimmy Carter.....	19
2002	Kimmy Carter.....	15
2003	Tatiana George.....	24
2004	Natasha Jacob.....	18
2005	Kim Hoffer.....	16
2006	Whitney Buckmon.....	18
2007	Robin Ahrberg.....	14
2008	Whitney Buckmon.....	8
2009	Monica Montez.....	8
	Shayla Jackson.....	8
2010	Ashley Stager.....	6
2011	Morgan Bullock.....	4
	Courtney Senas.....	4
2012	Morgan Bullock.....	4
2013	Morgan Bullock.....	7

YEARLY PITCHING LEADERS (SINCE 1984)

APPEARANCES

1984	Tina Kyler.....	23
1985	Tina Kyler.....	26
1986	Julie Larsen.....	33
1987	Julie Larsen.....	37
1988	Julie Larsen.....	24
1989	Debbie DeJohn.....	32
1990	Debbie DeJohn.....	35
1991	Christy Larsen.....	43
1992	Toni Gutierrez.....	44
1993	Marla Looper.....	25
1994	Marla Looper.....	36
1995	Renee Espinoza.....	39
1996	Renee Espinoza.....	40
1997	Kristy Fuentes.....	48
1998	Stacy Venable.....	36
1999	Jennifer White-Cody.....	37
2000	Leslie Malerich.....	58
2001	Leslie Malerich.....	34
	Jennifer White-Cody.....	34
2002	Leslie Malerich.....	55
2003	Casey Hunter.....	38
2004	Jessica van der Linden....	42

2005	Casey Hunter.....	47
2006	Tiffany McDonald.....	57
2007	Tiffany McDonald.....	42
2008	Tiffany McDonald.....	32
2009	Sarah Hamilton.....	42
2010	Sarah Hamilton.....	45
2011	Sarah Hamilton.....	45
2012	Monica Perry.....	35
2013	Lacey Waldrop.....	47

INNINGS PITCHED

1984	Tina Kyler.....	157
1985	Tina Kyler.....	182
1986	Julie Larsen.....	225
1987	Julie Larsen.....	237
1988	Julie Larsen.....	174
1989	Debbie DeJohn.....	223
1990	Debbie DeJohn.....	225
1991	Christy Larsen.....	275
1992	Toni Gutierrez.....	285
1993	Marla Looper.....	165.2
1994	Marla Looper.....	191.1
1995	Renee Espinoza.....	221.1
1996	Renee Espinoza.....	253.0
1997	Kristy Fuentes.....	310.0
1998	Jennifer White-Cody.....	215.1
1999	Jennifer White-Cody.....	214.2
2000	Leslie Malerich.....	323.0
2001	Leslie Malerich.....	205.1
2002	Leslie Malerich.....	315.1
2003	Casey Hunter.....	200.2
2004	Jessica van der Linden....	246.1
2005	Casey Hunter.....	268.1
2006	Tiffany McDonald.....	329.1
2007	Tiffany McDonald.....	211.0
2008	Tiffany McDonald.....	199.1
2009	Sarah Hamilton.....	201.2
2010	Sarah Hamilton.....	214.1
2011	Sarah Hamilton.....	231.0
2012	Monica Perry.....	191.0
2013	Lacey Waldrop.....	219.1

WINS

1984	Shelley Berube.....	18
1985	Julie Larsen.....	18
1986	Julie Larsen.....	25
1987	Julie Larsen.....	25
	Debbie DeJohn.....	25
1988	Debbie DeJohn.....	18
1989	Debbie DeJohn.....	22
1990	Debbie DeJohn.....	25
1991	Christy Larsen.....	33
1992	Toni Gutierrez.....	35
1993	Marla Looper.....	20
1994	Marla Looper.....	21
1995	Renee Espinoza.....	26
1996	Renee Espinoza.....	30
1997	Kristy Fuentes.....	32
1998	Jennifer White-Cody.....	26
1999	Jennifer White-Cody.....	16
2000	Leslie Malerich.....	35
2001	Leslie Malerich.....	26
2002	Leslie Malerich.....	35
2003	Casey Hunter.....	27
2004	Casey Hunter.....	33
2005	Casey Hunter.....	21
2006	Tiffany McDonald.....	30
2007	Tiffany McDonald.....	17
2008	Tiffany McDonald.....	18
2009	Terese Gober.....	24
2010	Sarah Hamilton.....	22
2011	Sarah Hamilton.....	19
2012	Monica Perry.....	22
2013	Lacey Waldrop.....	24

STRIKEOUTS

1984	Tina Kyler.....	248
1985	Tina Kyler.....	209
1986	Julie Larsen.....	271
1987	Julie Larsen.....	224
1988	Julie Larsen.....	164
1989	Christy Larsen.....	166
1990	Christy Larsen.....	201
1991	Christy Larsen.....	307
1992	Toni Gutierrez.....	295
1993	Marla Looper.....	143
1994	Marla Looper.....	167
1995	Renee Espinoza.....	212
1996	Renee Espinoza.....	220
1997	Kristy Fuentes.....	240
1998	Jennifer White-Cody.....	123
1999	Jennifer White-Cody.....	164
2000	Leslie Malerich.....	243
2001	Leslie Malerich.....	160
2002	Leslie Malerich.....	255
2003	Casey Hunter.....	246
2004	Jessica van der Linden....	387
2005	Casey Hunter.....	338
2006	Tiffany McDonald.....	312
2007	Tiffany McDonald.....	235
2008	Tiffany McDonald.....	244
2009	Sarah Hamilton.....	311
2010	Sarah Hamilton.....	326
2011	Sarah Hamilton.....	289
2012	Monica Perry.....	199
2013	Lacey Waldrop.....	259

EARNED RUN AVERAGE

1984	Shelley Berube.....	0.22
1985	Julie Larsen.....	0.29
1986	Julie Larsen.....	0.37
1987	Debbie DeJohn.....	0.51
1988	Christy Larsen.....	0.90
1989	Debbie DeJohn.....	0.53
1990	Toni Gutierrez.....	0.14
1991	Toni Gutierrez.....	0.59
1992	Toni Gutierrez.....	0.47
1993	Marla Looper.....	0.42
1994	Marla Looper.....	1.10
1995	Renee Espinoza.....	1.33
1996	Renee Espinoza.....	0.83
1997	Kristy Fuentes.....	1.15
1998	Jennifer White-Cody.....	1.37
1999	Stacy Venable.....	1.04
2000	Leslie Malerich.....	1.21
2001	Jennifer White-Cody.....	0.63
2002	Leslie Malerich.....	1.38
2003	Casey Hunter.....	0.67
2004	Jessica van der Linden....	0.60
2005	Casey Hunter.....	1.70
2006	Tiffany McDonald.....	2.27
2007	Melissa May.....	1.82
2008	Sarah Hamilton.....	1.46
2009	Sarah Hamilton.....	0.83
2010	Sarah Hamilton.....	1.50
2011	Sarah Hamilton.....	2.09
2012	Lacey Waldrop.....	1.33
2013	Lacey Waldrop.....	1.53

WALKS ALLOWED

1984	Shelley Berube.....	16
1985	Julie Larsen.....	30
1986	Roxanne Hantelmann.....	18
1987	Debbie DeJohn.....	56
1988	Debbie DeJohn.....	32
1989	Debbie DeJohn.....	35
1990	Christy Larsen.....	22
1991	Toni Gutierrez.....	38
1992	Toni Gutierrez.....	54
1993	Toni Gutierrez.....	28
1994	Marla Looper.....	39
1995	Kristy Fuentes.....	71
1996	Niki Zenger.....	47
1997	Kristy Fuentes.....	83
1998	Stacy Venable.....	65
1999	Jennifer White-Cody.....	51

2000	Leslie Malerich.....	72
2001	Jennifer White-Cody.....	40
2002	Jessica van der Linden....	69
2003	Jessica van der Linden....	48
2004	Jessica van der Linden....	51
2005	Tiffany McDonald.....	99
2006	Melissa May.....	33
2007	Melissa May.....	31
2008	Terese Gober.....	61
2009	Sarah Hamilton.....	43
2010	Terese Gober.....	50
2011	Jessica Nori.....	21
2012	Lacey Waldrop.....	36
2013	Monica Perry.....	35

HITS ALLOWED

1984	Shelley Berube.....	33
1985	Tina Kyler.....	63
1986	Roxanne Hantelmann.....	65
1987	Julie Larsen.....	114
	Debbie DeJohn.....	114
1988	Christy Larsen.....	54
1989	Christy Larsen.....	83
1990	Christy Larsen.....	57
1991	Toni Gutierrez.....	87
1992	Rebecca Aase.....	96
1993	Rebecca Aase.....	66
1994	Rebecca Aase.....	108
1995	Renee Espinoza.....	142
1996	Niki Zenger.....	124
1997	Kristy Fuentes.....	214
1998	Stacy Venable.....	179
1999	Jennifer White-Cody.....	177
2000	Leslie Malerich.....	222
2001	Leslie Malerich.....	119
2002	Jessica van der Linden....	128
2003	Jessica van der Linden....	93
2004	Jessica van der Linden....	106
2005	Tiffany McDonald.....	134
2006	Melissa May.....	89
2007	Terese Gober.....	81
2008	Tiffany McDonald.....	146
2009	Terese Gober.....	123
2010	Terese Gober.....	141
2011	Sarah Hamilton.....	160
2012	Lacey Waldrop.....	107
2013	Monica Perry.....	119

RUNS ALLOWED

1984	Shelley Berube.....	10
1985	Julie Larsen.....	10
1986	Roxanne Hantelmann.....	17
1987	Julie Larsen.....	41
	Debbie DeJohn.....	41
1988	Christy Larsen.....	25
1989	Debbie DeJohn.....	33
1990	Christy Larsen.....	17
1991	Toni Gutierrez.....	22
1992	Rebecca Aase.....	31
1993	Rebecca Aase.....	16
	Toni Gutierrez.....	16
1994	Rebecca Aase.....	43
1995	Renee Espinoza.....	55
1996	Renee Espinoza.....	51
1997	Kristy Fuentes.....	67
1998	Stacy Venable.....	68
1999	Leslie Malerich.....	62
2000	Leslie Malerich.....	84
2001	Jennifer White-Cody.....	27
2002	Jessica van der Linden....	65
2003	Casey Hunter.....	33
2004	Jessica van der Linden....	29
2005	Tiffany McDonald.....	59
2006	Melissa May.....	48
2007	Terese Gober.....	47
2008	Terese Gober.....	90
2009	Sarah Hamilton.....	31
2010	Terese Gober.....	73
2011	Sarah Hamilton.....	89
2012	Lacey Waldrop.....	44
2013	Monica Perry.....	54



YEARLY TEAM STATISTICS

BATTING

Year	G	AVG	AB	R	H	2B	3B	HR	RBI	BB	SO	SB	E
1984	48	.244	1151	249	281	30	15	21	149	150	142	46	42
1985	64	.243	1617	277	393	20	21	14	197	171	181	61	51
1986	49	.246	1242	188	305	17	12	15	134	127	146	55	62
1987	64	.268	1668	307	447	34	28	19	235	169	147	49	97
1988	58	.250	1509	211	381	20	26	16	169	102	126	36	72
1989	53	.247	1377	176	340	30	16	17	138	106	91	41	48
1990	63	.238	1595	182	482	27	18	13	140	123	159	38	56
1991	74	.261	1959	272	511	41	26	8	191	136	186	52	59
1992	72	.315	1842	364	580	53	32	23	288	167	170	102	59
1993	61	.309	1656	319	512	43	32	20	250	153	206	97	45
1994	69	.274	1798	278	492	58	33	20	222	126	255	109	72
1995	73	.316	1985	355	628	67	29	10	275	142	163	97	82
1996	72	.280	1866	299	522	47	21	5	240	143	177	160	89
1997	64	.290	1708	265	495	53	16	6	209	161	154	102	69
1998	72	.280	1853	283	519	61	16	4	213	192	217	111	66
1999	65	.276	1751	250	484	71	19	7	198	146	247	147	76
2000	78	.269	2014	301	542	66	32	17	253	162	357	117	86
2001	70	.297	1804	321	235	93	23	21	280	168	302	102	74
2002	75	.266	1928	312	512	58	23	33	254	237	368	89	94
2003	79	.297	1506	292	447	63	14	22	236	237	226	99	52
2004	74	.288	1877	369	541	69	27	44	313	252	372	64	78
2005	63	.247	1585	208	392	66	17	27	171	162	372	51	90
2006	74	.294	1944	314	571	79	29	34	263	156	391	79	108
2007	69	.288	1783	337	514	91	18	49	296	203	339	86	82
2008	66	.262	1676	261	439	64	10	26	235	158	357	68	80
2009	60	.262	1583	252	415	55	8	31	210	164	300	82	51
2010	62	.297	1678	302	499	76	23	29	276	212	226	81	57
2011	60	.289	1619	286	468	63	14	40	238	137	268	88	69
2012	63	.264	1596	282	422	61	19	32	230	230	270	85	63
2013	63	.292	1618	346	473	75	21	60	316	227	290	67	60



YEARLY TEAM STATISTICS

PITCHING

Year	W-L-T	SV	ERA	IP	H	R	ER	BB	SO	2B	3B	HR	AVG
1984	41-5-2	0	0.37	341.0	95	30	18	57	441	6	2	4	.091
1985	50-12-2	0	0.45	455.0	172	57	29	124	517	13	7	5	.125
1986	42-7	1	0.46	350.0	136	43	23	66	326	7	5	1	.127
1987	50-14	1	1.47	443.0	228	82	37	119	320	24	4	3	.150
1988	44-14	1	1.26	410.0	257	104	69	122	318	18	16	3	.177
1989	39-14	0	0.91	383.0	219	71	44	89	309	8	7	6	.168
1990	47-16	0	1.59	454.0	208	60	32	76	393	14	9	6	.136
1991	62-12	5	1.86	514.0	271	91	58	127	558	26	10	2	.162
1992	63-9	0	1.70	490.0	235	64	42	134	448	10	8	1	.141
1993	52-9	1	0.46	426.2	234	50	28	97	333	12	7	4	.159
1994	50-19	4	1.23	472.2	314	121	83	137	354	36	29	14	.187
1995	58-15	4	1.53	495.0	327	138	108	172	382	42	8	15	.199
1996	51-21	1	1.47	495.0	370	148	104	143	373	36	4	13	.204
1997	45-19	1	1.64	449.0	353	140	105	146	164	55	8	23	.203
1998	51-21	0	2.16	496.0	399	165	119	120	246	69	3	17	.214
1999	40-25-1	0	1.59	474.1	361	142	103	120	332	51	3	13	.212
2000	51-27	3	1.69	534.2	442	182	129	130	361	71	5	13	.216
2001	58-12	2	0.71	474.1	252	75	48	120	365	32	3	11	.156
2002	55-20	7	1.43	527.2	422	165	108	210	475	58	6	19	.206
2003	46-33	3	0.67	392.2	207	71	48	117	486	29	0	8	.155
2004	62-12	2	0.62	498.1	229	76	44	106	672	27	3	6	.131
2005	35-28	3	1.81	432.1	349	166	166	229	493	63	5	12	.218
2006	44-30	5	2.71	496.1	433	256	192	202	415	69	5	47	.230
2007	44-25	4	1.97	468.0	346	176	132	165	431	55	13	22	.204
2008	38-28	2	2.32	437.2	358	196	145	167	494	43	8	23	.218
2009	44-16	2	1.16	421.1	267	93	70	93	550	42	2	17	.243
2010	44-18	3	1.92	419.0	289	144	115	134	544	41	5	33	.189
2011	32-28	3	2.66	399.1	380	209	152	174	370	60	5	33	.246
2012	47-16	10	1.53	425.2	299	127	93	98	380	58	7	8	.192
2013	44-19	5	1.82	408.0	297	146	106	108	461	55	4	20	.194



YEAR-BY-YEAR RESULTS

1978 (46-9)

Date	Opponent	Result	Score
Mar. 10	Lake City CC	W	10-8
Mar. 11	Central CC	W	15-0
Mar. 11	Central CC	W	17-1
Mar. 15	Central CC	W	17-3
--	Florida A&M	W	11-1
--	Florida A&M	W	15-3
--	vs. Florida	W	6-2
--	vs. Miami	W	18-1
--	vs. FIU	W	5-2
--	vs. West Palm JC	W	8-3
--	vs. Florida	W	5-2
--	Florida Tech	L	3-8
--	Florida Tech	W	10-5
--	Florida	W	4-0
--	USF	L	4-5
--	Jacksonville	W	20-0
--	Jacksonville	W	6-0
--	vs. Florida	W	10-1
--	vs. Florida Tech	W	5-1
--	vs. Flagler College	L	0-5
--	vs. Florida Tech	L	0-4
--	Florida	W	1-0
--	Florida	W	4-0
--	Lake City CC	W	11-6
--	Lake City CC	W	10-2
--	vs. USF	W	10-4
--	vs. Lake City CC	W	1-0
--	at Flagler College	W	12-11
--	vs. Florida	W	8-2
--	Jacksonville	W	4-2
--	Jacksonville	W	2-1
--	vs. USF	L	2-3
--	vs. Stetson	W	9-1
--	vs. FIU	W	4-3
--	at Florida	W	8-1
--	vs. Florida Tech	L	1-7
--	Florida	W	4-1
--	Florida	W	6-4
--	vs. Stetson	W	11-0
--	vs. USF	W	3-2
--	vs. Florida Tech	W	10-9
--	vs. Florida Tech	W	7-4
--	Auburn	W	4-2
--	Auburn	W	6-1
--	vs. Armstrong St	W	4-0
--	vs. Southern Miss	W	9-1
--	vs. Delta State	L	4-5
--	vs. FIU	W	3-0
--	vs. Delta State	W	5-2
--	vs. USF	L	3-6
--	vs. Armstrong St	W	10-3
--	vs. Delta State	W	8-3
--	vs. USF	W	5-1
--	vs. Florida	W	1-0
--	vs. Florida	L	2-4

1979 (26-15)

Date	Opponent	Result	Score
--	Chipola CC	W	3-1
--	Florida A&M	W	11-1
--	Chipola CC	L	1-5
--	Chipola CC	L	6-7
--	Brevard CC	W	4-3
--	Brevard CC	W	14-0
--	vs. Broward No CC	W	15-2
--	vs. Dade South CC	L	1-2
--	vs. Miami	W	3-1
--	at Dade North CC	L	3-4
--	Jacksonville	W	10-0
--	Florida	L	0-2
--	vs. Florida A&M	W	7-2
--	at USF	W	6-2
--	vs. Florida	L	1-4
--	at USF	L	0-1
--	Lake City CC	W	3-1
--	Lake City CC	W	4-3
--	vs. Florida A&M	W	5-0
--	at Flagler College	L	8-10
--	vs. UCF	W	8-1
--	vs. Jacksonville	W	4-3
--	vs. Lake City CC	L	1-4
--	Lake City CC	W	5-3
--	Lake City CC	L	0-2
--	at Florida	L	0-5
--	vs. Dade North CC	W	15-0
--	vs. Lake City CC	L	0-7
--	Jacksonville	W	2-1
--	Jacksonville	W	10-3
--	Florida	W	2-0
--	Florida	L	1-2
--	vs. Flagler College	W	14-2
--	vs. Florida	W	3-2
--	vs. USF	W	6-5
--	vs. Florida	W	7-3


1980 (37-10)

Date	Opponent	Result	Score
--	N. Florida JC	L	1-2
--	N. Florida JC	W	5-4
--	UCF	W	5-1
--	Florida	L	0-2
--	Brevard CC	W	11-0
--	Brevard CC	W	4-1
--	vs. Florida A&M	W	10-2
--	vs. Florida JC	W	5-1
--	vs. Flagler College	W	11-0
--	vs. Lake City CC	W	6-5
--	at Florida	W	5-4
--	vs. Lake City CC	L	2-3
--	USF	W	1-0
--	USF	W	5-1
--	at UCF	W	7-3
--	vs. USF	L	8-9
--	vs. Fl. Southern	W	9-3
--	vs. Florida	L	3-5
--	Florida	W	5-4
--	Florida A&M	W	10-5
--	vs. Stetson	W	14-2
--	vs. FIU	W	11-1
--	vs. Florida	W	4-2
--	Flagler College	W	5-2
--	Flagler College	W	17-4
--	Chipola CC	W	10-0
--	Lake City CC	L	1-3
--	vs. Appalachian St	W	23-1
--	vs. N. Kentucky	W	15-4
--	vs. Florida	L	1-7
--	at NC State	W	7-4
--	vs. Florida	L	0-5
--	Chipola CC	W	11-3
--	Chipola CC	W	11-3
--	vs. Miami	W	22-4
--	vs. USF	W	11-1
--	vs. UCF	W	3-2
--	vs. Florida	W	3-2
--	N. Florida JC	W	4-2
--	N. Florida JC	W	2-1
--	Auburn	W	4-3
--	Auburn	W	4-3
--	vs. W. GA College	W	3-0
--	vs. Auburn	W	20-11
--	vs. Florida	L	0-1
--	vs. Auburn	W	10-3
--	vs. Florida	L	0-4

1981 (54-7)

AIAW National Champs

Date	Opponent	Result	Score
Mar. 4	Chipola JC	W	12-0
Mar. 4	Chipola JC	W	12-0
Mar. 6	vs. Auburn	W	5-1
Mar. 6	vs. East Carolina	W	9-2
Mar. 6	vs. Florida A&M	W	11-0
Mar. 7	at Florida	W	3-0
Mar. 7	at Florida	L	3-4
Mar. 7	at Florida	W	5-2
Mar. 11	vs. Lake City CC	W	4-3
Mar. 13	at Miami Dade N. JC	W	5-0
Mar. 13	vs. Miami	W	9-0
Mar. 13	vs. Broward Cen. CC	L	2-3
Mar. 14	vs. Palm Beach JC	W	4-0
Mar. 14	vs. Florida	W	5-0
Mar. 14	vs. USF	W	2-0
Mar. 23	FIU	W	7-0
Mar. 24	Flagler College	W	16-0
Mar. 24	Flagler College	W	13-0
Mar. 25	Edward Waters	W	21-2
Mar. 25	Edward Waters	W	10-0
Mar. 26	USF	W	7-5
Mar. 27	vs. Stetson	W	9-0
Mar. 27	vs. FIU	W	9-2
Mar. 27	vs. Florida	L	1-5
Mar. 28	at USF	W	5-1
Mar. 28	vs. Florida	L	2-5
Mar. 31	Florida	L	2-9
Mar. 31	Jacksonville	W	5-0
Apr. 3	vs. Georgia State	W	14-2
Apr. 3	vs. Georgia SW	W	9-1
Apr. 3	vs. Valdosta State	W	16-5
Apr. 4	vs. Georgia Southern	W	4-3
Apr. 4	vs. Georgia State	W	17-2
Apr. 4	at Georgia Tech	W	12-2
Apr. 4	vs. Armstrong State	W	17-4
Apr. 6	Lake City CC	W	16-2
Apr. 7	Flagler College	W	11-2
Apr. 7	Flagler College	W	5-0
Apr. 8	Edward Waters	W	15-0
Apr. 8	Edward Waters	W	8-0
Apr. 10	vs. Western Carolina	W	1-0
Apr. 10	at NC State	W	3-2
Apr. 10	vs. East Carolina	W	12-0
Apr. 11	vs. East Carolina	L	4-9
Apr. 11	vs. East Carolina	L	2-5
Apr. 16	Florida A&M	W	7-1
Apr. 16	Florida	W	5-1
Apr. 20	Chipola JC	W	14-1
Apr. 20	Chipola JC	W	15-1
--	vs. Eckerd College	W	14-3
--	vs. USF	W	5-1
--	vs. Florida	W	4-3
--	vs. USF	W	5-0
--	vs. Livingston St.	W	15-2
--	vs. Georgia Southern	W	16-0
--	vs. USF	W	9-5
--	vs. USF	W	8-4
May 14	vs. Western Carolina	W	13-9
May 15	vs. NC State	W	4-3
May 15	vs. East Carolina	W	12-3
May 16	vs. North Carolina	W	4-1





YEAR-BY-YEAR RESULTS

1982 (56-10)

AIAW National Champs

Date	Opponent	Result	Score
Mar. 2	Florida A&M	W	13-4
Mar. 5	Florida A&M	W	9-0
Mar. 5	vs. Chipola JC	W	15-0
Mar. 6	vs. Brevard JC	W	6-0
Mar. 6	vs. USF	W	3-0
Mar. 6	at Florida	W	3-0
Mar. 9	at Florida	W	6-5
Mar. 9	at Chipola JC	W	15-0
Mar. 9	at Chipola JC	W	8-2
Mar. 11	USF	W	3-0
Mar. 12	Mississippi	W	8-1
Mar. 12	Valencia CC	W	15-0
Mar. 13	Florida	L	2-4
Mar. 13	Lake City CC	L	5-7
Mar. 13	East Carolina	L	2-8
Mar. 16	vs. Florida A&M	W	12-11
Mar. 16	vs. Florida A&M	W	12-4
Mar. 18	Georgia State	W	15-0
Mar. 18	Georgia State	W	17-0
Mar. 19	vs. Wilmington Coll.	W	10-2
Mar. 19	vs. Jacksonville	W	11-8
Mar. 19	vs. Fort Valley St.	W	30-5
Mar. 20	vs. Pensacola JC	W	9-0
Mar. 20	vs. Jacksonville	W	11-3
Mar. 20	vs. Lake City CC	W	11-10
Mar. 25	at USF	L	0-6
Mar. 26	vs. FIU	W	8-7
Mar. 26	vs. Palm Beach JC	W	5-4
Mar. 26	vs. Florida	L	11-12
Mar. 27	at USF	W	16-9
Mar. 27	vs. Florida	W	8-1
Mar. 27	vs. Florida	W	6-1
Mar. 30	vs. Jacksonville	W	9-2
Mar. 30	at Florida	L	0-14
Apr. 3	vs. Georgia Southern	W	39-5
Apr. 3	vs. USF	W	16-14
Apr. 3	vs. Florida	W	15-4
Apr. 4	vs. Florida	L	2-3
Apr. 4	vs. Florida	L	2-11
Apr. 7	Pensacola JC	W	9-3
Apr. 7	Lake City CC	W	8-4
Apr. 9	vs. East Carolina	W	5-0
Apr. 9	vs. North Carolina	W	11-0
Apr. 9	vs. N. Kentucky	W	6-0
Apr. 10	at NC State	W	6-0
Apr. 14	Chipola JC	W	15-0
Apr. 14	Chipola JC	W	17-0
Apr. 15	Florida	W	4-3
Apr. 15	Florida A&M	W	19-5
Apr. 19	at Lake City CC	W	15-6
Apr. 19	at Lake City CC	W	7-6
Apr. 23	vs. Stetson	W	19-1
Apr. 23	vs. FIU	W	9-1
Apr. 24	vs. Florida	L	1-2
Apr. 24	at USF	W	6-5
Apr. 25	vs. Florida	W	5-1
Apr. 25	vs. Florida	W	9-8
Apr. 30	Columbus College	W	12-0
Apr. 30	Miss. U for W	W	10-1
Apr. 30	USF	W	9-1
May 1	USF	L	1-2
May 1	USF	W	5-2
May 13	vs. Georgia Southern	W	10-0
May 14	vs. USF	W	17-2
May 15	vs. UNC-Charlotte	W	19-4
May 15	vs. Florida	W	9-4

1983 (46-11)


Date	Opponent	Result	Score
Feb. 22	at West Florida	W	10-4
Feb. 22	at West Florida	W	10-9
Mar. 2	Lake City CC	W	2-1
Mar. 2	Lake City CC	L	3-4
Mar. 4	vs. West Florida	W	3-1
Mar. 4	vs. Jacksonville	W	5-2
Mar. 4	vs. Pensacola JC	W	3-2
Mar. 5	at Florida	W	5-1
Mar. 5	at Florida	W	5-0
Mar. 9	Florida Atlantic	W	16-0
Mar. 11	Florida Atlantic	W	10-4
Mar. 11	East Carolina	W	14-8
Mar. 11	Miami Dade N.	W	8-1
Mar. 12	West Florida	W	17-4
Mar. 12	Jacksonville	W	15-1
Mar. 12	vs. Lake City CC	W	3-1
Mar. 18	vs. Armstrong State	W	9-2
Mar. 18	vs. Edison	W	4-2
Mar. 19	vs. USF	L	0-2
Mar. 19	vs. Lake City CC	L	0-1
Mar. 21	Cleveland State	W	14-2
Mar. 21	Cleveland State	W	2-0
Mar. 22	Florida A&M	W	14-2
Mar. 22	Florida A&M	W	7-6
Mar. 24	at USF	W	2-0
Mar. 24	vs. Florida Southern	W	8-0
Mar. 25	vs. Palm Beach JC	W	6-5
Mar. 25	at USF	W	4-2
Mar. 25	vs. Florida	W	3-2
Mar. 26	at USF	L	4-7
Mar. 26	at USF	W	9-0
Mar. 30	vs. Jacksonville	W	2-0
Mar. 30	vs. Jacksonville	W	4-2
Apr. 1	Pensacola JC	W	2-1
Apr. 7	at East Carolina	L	0-2
Apr. 7	at East Carolina	W	5-4
Apr. 8	vs. UNC-Charlotte	W	12-0
Apr. 8	at NC State	W	7-1
Apr. 9	vs. Cleveland State	W	5-3
Apr. 9	vs. Northern KY	W	17-1
Apr. 11	Jacksonville	L	0-1
Apr. 11	Jacksonville	W	3-2
Apr. 13	at Florida A&M	W	10-0
Apr. 13	at Florida A&M	W	12-3
Apr. 14	at Lake City CC	L	0-2
Apr. 14	at Lake City CC	W	9-4
Apr. 21	vs. Stetson	W	14-0
Apr. 21	vs. West Florida	W	5-1
Apr. 22	vs. Florida	W	5-2
Apr. 22	vs. Florida	L	7-8
Apr. 23	vs. Florida	L	0-2
--	Campbell College	W	19-2
--	vs. Northern KY	W	13-4
--	vs. East Carolina	W	3-2
--	vs. Florida	W	8-3
--	vs. USF	L	2-11
--	vs. USF	L	3-4

1984 (41-5-2)

Date	Opponent	Result	Score
--	Florida A&M	W	12-0
--	Florida A&M	W	9-0
--	vs. Stephen F. Austin	L	0-2
--	vs. SW Louisiana	W	1-0
--	at Louisiana Tech	T	0-0
--	vs. Texas A&M	L	2-6
--	vs. Baylor	L	2-3
--	at NE Louisiana	T	0-0
--	at Grambling	W	7-0
--	at Grambling	W	4-0
--	at Mississippi State	W	1-0
--	at Mississippi State	W	6-2
--	at Miss. U for W	W	3-0
--	at Miss. U for W	W	6-2
--	at Southern Miss	W	1-0
--	at Southern Miss	W	1-0
--	St. Louis CC	W	11-1
--	East Central College	W	8-0
--	East Central College	W	10-0
--	St. Louis CC	W	15-0
--	Mississippi State	W	5-0
--	George Mason	W	5-0
--	Florida A&M	W	10-0
--	Onondaga JC	W	4-1
--	Onondaga JC	W	10-0
--	Western Illinois	L	1-3
--	Western Illinois	W	3-1
--	Rider College	W	10-0
--	Rider College	W	4-0
--	Saginaw Valley	W	1-0
--	Saginaw Valley	W	7-2
--	at East Carolina	W	2-0
--	at East Carolina	W	3-0
--	at North Carolina	W	1-0
--	at North Carolina	W	5-0
--	vs. Nicholls State	L	1-2
--	vs. Southern Miss	W	3-0
--	at Miss. U for W	W	2-1
--	at Liberty Baptist	W	9-0
--	vs. Davis & Elkins	W	9-0
--	vs. Radford	W	8-0
--	vs. Ohio State	W	5-2
--	vs. North Carolina	W	3-1
--	vs. Penn State	W	5-0
--	at Florida A&M	W	11-1
--	at Florida A&M	W	11-0
--	New Orleans	W	9-0
--	New Orleans	W	10-0

1985 (50-12-2)

Date	Opponent	Result	Score
Feb. 23	at USF	W	2-1
Feb. 23	at USF	L	3-4
Feb. 25	Florida A&M	W	3-0
Feb. 25	Florida A&M	W	5-0
Feb. 27	Susquehanna	W	11-0
Feb. 27	Susquehanna	W	8-2
Mar. 2	vs. Louisiana Tech	T	0-0
Mar. 2	vs. McNeese State	L	0-4
Mar. 2	vs. Ball State	T	0-0
Mar. 3	vs. Missouri	L	0-1
Mar. 4	Detroit	W	5-0
Mar. 4	Detroit	W	6-1
Mar. 5	Temple	W	2-0
Mar. 5	Temple	W	3-0
Mar. 7	Grambling	W	11-0
Mar. 7	Grambling	W	10-0
Mar. 8	vs. Signaw Valley	W	6-0
Mar. 9	vs. NE Louisiana	W	1-0
Mar. 10	vs. Grambling	W	7-0
Mar. 11	at Florida A&M	W	3-0
Mar. 12	Quincy College	W	4-2
Mar. 12	Quincy College	W	1-0
Mar. 15	Onondaga CC	W	10-0
Mar. 15	Onondaga CC	W	8-1
Mar. 19	Western Illinois	W	1-0
Mar. 19	Millikin	W	6-0
Mar. 20	Michigan State	W	2-0
Mar. 20	Michigan State	W	5-0
Mar. 21	Bradley	W	2-0
Mar. 21	Bradley	W	3-1
Mar. 22	Furman	W	13-0
Mar. 22	Stetson	W	2-1
Mar. 22	Rutgers	W	4-0
Mar. 23	Toledo	W	3-2
Mar. 23	SW Missouri St.	W	4-3
Mar. 23	Ohio State	W	3-2
Mar. 24	USF	W	2-1
Mar. 24	Bradley	W	1-0
Mar. 25	Ohio State	W	3-2
Mar. 25	Ohio State	W	11-1
Mar. 26	Brown	W	14-0
Mar. 26	Brown	W	14-2
Mar. 29	vs. SW Missouri St.	L	0-1
Mar. 29	vs. Stanford	W	9-1
Mar. 29	vs. Baylor	L	4-5
Mar. 30	vs. Utah State	L	0-2
Mar. 30	vs. New Mexico	W	3-2
Mar. 30	vs. Louisiana Tech	L	1-2
Mar. 31	vs. Texas A&M	L	1-2
Mar. 31	vs. NE Louisiana	W	10-1
Apr. 5	vs. Adelphi	L	0-2
Apr. 5	vs. Louisiana Tech	L	3-4
Apr. 5	vs. Georgia State	W	7-0
Apr. 6	vs. George Mason	W	5-0
Apr. 6	vs. Western Illinois	W	9-0
Apr. 10	at Florida A&M	W	1-0
Apr. 10	at Florida A&M	W	9-0
Apr. 12	USF	W	2-1
Apr. 13	USF	L	1-2
Apr. 14	South Carolina	L	0-2
Apr. 14	South Carolina	W	2-0
Apr. 19	Stetson	W	4-1
Apr. 19	at USF	W	1-0
Apr. 20	at USF	W	1-0



7 WCWS APPEARANCES ♦ 11 ACC TITLES



YEAR-BY-YEAR RESULTS

1986

(42-7)

NCAA Regional

Date	Opponent	Result	Score
--	West Florida	W	5-0
--	West Florida	W	6-0
--	at USF	W	1-0
--	at USF	W	2-1
--	Ball State	W	4-0
--	Ball State	W	3-2
Mar. 6	Valparaiso	W	5-0
Mar. 6	Valparaiso	W	2-0
Mar. 9	Virginia	W	4-0
Mar. 9	Virginia	L	1-2
Mar. 10	Temple	W	7-0
Mar. 10	Temple	W	2-0
Mar. 11	Limestone	W	4-0
Mar. 11	Limestone	W	1-0
Mar. 13	at Florida Southern	W	7-0
Mar. 13	at Florida Southern	W	2-0
Mar. 17	Maine	W	1-0
Mar. 17	Maine	W	10-0
Mar. 18	Michigan State	W	2-0
Mar. 19	Tennessee Tech	W	8-0
Mar. 19	Tennessee Tech	W	11-1
Mar. 19	Western Illinois	W	11-0
Mar. 21	Toledo	W	4-0
Mar. 21	Florida Southern	W	7-3
Mar. 21	Rutgers	W	3-0
Mar. 22	Nevada- Reno	W	8-1
Mar. 22	Furman	W	3-2
Mar. 23	Mississippi State	W	3-1
Mar. 23	Western Illinois	L	4-6
Mar. 24	Ohio	W	10-0
Mar. 24	Ohio	W	5-1
Mar. 25	Ohio State	W	8-0
Mar. 25	Ohio State	W	3-2
--	vs. Oklahoma State	W	3-2
--	vs. Utah	L	2-6
--	vs. Texas A&M	W	1-0
--	vs. St. Mary's	W	2-1
--	vs. Sam Houston	W	3-2
--	vs. Oklahoma State	W	2-1
--	vs. Arizona State	L	0-2
--	at West Florida	W	3-0
--	at West Florida	W	5-1
--	vs. Furman	L	0-1
--	vs. East Carolina	W	3-0
--	vs. North Carolina	W	1-0
--	at South Carolina	W	3-0
--	vs. USF	W	3-0

NCAA South Regional

--	at Louisiana Tech	L	0-4
--	at Louisiana Tech	L	0-1

1987

(50-14)

NCAA Regional
College World Series

Date	Opponent	Result	Score
Feb. 20	at Stetson	W	7-0
Feb. 20	at Stetson	L	3-4
Feb. 20	at Stetson	W	8-1
Feb. 24	at Florida A&M	W	8-1
Feb. 24	at Florida A&M	W	6-3
Mar. 5	UNC-Wilmington	W	3-1
Mar. 5	UNC-Wilmington	W	2-0
Mar. 8	Virginia	W	7-0
Mar. 8	Virginia	L	2-5
Mar. 9	Limestone	W	6-0
Mar. 9	Limestone	W	11-0
Mar. 10	Temple	L	0-1
Mar. 10	Temple	W	6-3
Mar. 11	East Carolina	W	10-0
Mar. 11	East Carolina	W	2-1
Mar. 13	vs. Eastern Michigan	W	8-1
Mar. 13	vs. Bradley	W	2-0
Mar. 13	vs. Stetson	W	16-0
Mar. 14	vs. Temple	W	5-0
Mar. 14	vs. South Carolina	L	0-4
Mar. 14	vs. Rutgers	W	4-0
Mar. 15	vs. Winthrop	W	8-0
Mar. 15	at USF	L	3-7
Mar. 15	vs. South Carolina	L	0-2
Mar. 17	Miami (OH)	W	3-0
Mar. 17	Miami (OH)	W	3-2
Mar. 19	Tennessee Tech	W	10-0
Mar. 20	Kent State	W	16-0
Mar. 20	Bowling Green	W	4-0
Mar. 21	Southern Miss	W	13-3
Mar. 21	Nicholls State	W	5-0
Mar. 22	Furman	W	1-0
Mar. 22	Toledo	L	0-3
Mar. 23	Toledo	W	9-6
Mar. 23	Toledo	W	8-1
Mar. 25	Bowling Green	W	12-2
Mar. 25	Bowling Green	W	3-1
Mar. 28	Ohio	W	3-0
Mar. 28	Ohio	W	6-2
Apr. 4	at West Florida	W	1-0
Apr. 4	at West Florida	W	4-0
Apr. 10	vs. Furman	W	8-2
Apr. 10	vs. USF	W	5-4
Apr. 10	vs. Nicholls	W	5-1
Apr. 11	vs. George Mason	W	3-0
Apr. 11	at South Carolina	W	1-0
Apr. 12	vs. Louisiana Tech	W	2-1
Apr. 12	vs. Georgia State	W	4-1
Apr. 17	USF	L	0-2
Apr. 17	USF	W	1-0
Apr. 18	South Carolina	W	1-3
Apr. 18	South Carolina	L	0-1
Apr. 19	South Carolina	W	2-1
Apr. 20	Florida A&M	W	17-0
Apr. 20	Florida A&M	W	7-1
Apr. 24	vs. Oklahoma	L	0-1
Apr. 25	at Oklahoma State	L	1-4
Apr. 25	vs. Baylor	W	10-0
Apr. 25	vs. Oklahoma	W	6-1
Apr. 26	vs. Baylor	W	8-1
Apr. 26	at Oklahoma State	W	2-0

NCAA South Regional

May 15	Adelphi	W	1-0
May 16	Adelphi	W	3-1

College World Series

May 20	vs. CS-Fullerton	L	0-3
May 21	vs. Central Michigan	L	0-1

1988

(44-14)

NCAA Regional

Date	Opponent	Result	Score
Feb. 20	West Florida	W	1-0
Feb. 20	West Florida	W	1-0
Feb. 25	at Florida A&M	W	14-3
Feb. 25	at Florida A&M	W	11-0
Mar. 5	Eastern Michigan	W	3-1
Mar. 5	Eastern Michigan	W	4-3
Mar. 6	Temple	W	3-0
Mar. 6	Temple	W	2-0
Mar. 7	North Carolina	W	4-2
Mar. 7	North Carolina	W	8-4
Mar. 7	vs. Louisiana Tech	L	0-7
Mar. 7	vs. North Carolina	W	2-1
Mar. 11	vs. Eastern Michigan	W	7-4
Mar. 11	at USF	W	2-1
Mar. 11	vs. Virginia	W	4-0
Mar. 12	vs. Temple	W	4-3
Mar. 12	vs. Okla. City College	W	5-0
Mar. 13	vs. South Carolina	L	1-5
Mar. 13	vs. Central Michigan	W	6-2
Mar. 16	Southern Illinois	W	5-1
Mar. 16	Southern Illinois	L	1-2
Mar. 17	Virginia	W	5-0
Mar. 17	Virginia	W	7-1
Mar. 18	Florida A&M	W	7-0
Mar. 18	NE Louisiana	W	5-1
Mar. 18	Maine	W	1-0
Mar. 19	Northern Illinois	L	3-4
Mar. 19	Miami (OH)	W	5-1
Mar. 19	Furman	W	2-0
Mar. 20	Eastern Illinois	W	2-1
Mar. 20	Northern Illinois	W	2-1
Mar. 21	Eastern Illinois	W	3-2
Mar. 21	Eastern Illinois	W	11-1
Mar. 22	Ohio State	W	6-1
Mar. 22	Ohio State	W	2-1
Mar. 22	Ohio State	W	2-1
Mar. 28	Nicholls State	W	1-0
Mar. 29	Nicholls State	W	2-1
Mar. 29	Nicholls State	W	8-3
Apr. 1	vs. Utah	W	3-0
Apr. 1	at South Carolina	L	0-1
Apr. 2	vs. Utah	L	4-8
Apr. 2	at South Carolina	L	1-3
Apr. 9	at USF	W	8-5
Apr. 9	at USF	W	8-1
Apr. 10	Florida A&M	W	3-0
Apr. 10	Florida A&M	W	2-1
Apr. 11	at West Florida	W	5-3
Apr. 11	at West Florida	L	1-2
Apr. 15	at Nebraska	L	0-3
Apr. 15	vs. Kansas	L	2-4
Apr. 16	vs. Kansas	W	2-1
Apr. 16	at Nebraska	L	0-5
Apr. 18	vs. Creighton	W	4-0
Apr. 18	vs. Creighton	L	0-2
Apr. 23	Georgia State	W	5-0
Apr. 23	Georgia State	W	2-1

NCAA South Regional

May 20	Texas A&M	L	0-1
May 21	Louisiana Tech	L	1-6

1989

(39-14)

NCAA Regional

Date	Opponent	Result	Score
Feb. 23	West Florida	W	3-2
Feb. 23	West Florida	L	1-5
Feb. 26	at Florida A&M	W	11-0
Feb. 26	at Florida A&M	W	4-0
Mar. 4	Eastern Michigan	W	2-0
Mar. 4	Eastern Michigan	W	5-1
Mar. 5	Temple	W	2-1
Mar. 5	Temple	W	8-2
Mar. 6	Virginia	L	4-2
Mar. 6	Virginia	W	5-1
Mar. 7	East Carolina	W	5-0
Mar. 7	East Carolina	W	5-0
Mar. 10	vs. Missouri	W	6-0
Mar. 10	vs. Western Illinois	W	5-2
Mar. 10	vs. New Mexico	W	3-2
Mar. 11	vs. Temple	W	3-1
Mar. 11	vs. Nicholls State	W	3-1
Mar. 11	vs. Arizona State	L	3-7
Mar. 12	vs. Miami (OH)	L	3-4
Mar. 12	vs. Miami (OH)	L	0-1
Mar. 15	Illinois State	W	2-0
Mar. 16	Connecticut	W	3-0
Mar. 17	Miami (OH)	W	5-0
Mar. 17	Southern Illinois	W	4-2
Mar. 18	SW Missouri St	W	14-0
Mar. 18	Stetson	W	6-0
Mar. 19	Northern Carolina	L	1-2
Mar. 20	Northern Illinois	L	0-3
Mar. 20	Northern Illinois	L	2-5
Mar. 22	USF	W	4-2
Mar. 22	USF	W	8-1
Apr. 11	Florida A&M	W	3-0
Apr. 11	Florida A&M	W	4-1
Apr. 14	at Nebraska	L	0-1
Apr. 14	vs. Kansas	W	3-2
Apr. 14	vs. Arizona State	W	3-2
Apr. 15	vs. Kansas	W	1-0
Apr. 15	at Nebraska	L	2-4
Apr. 21	vs. East Carolina	W	3-0
Apr. 21	vs. Furman	W	5-0
Apr. 21	vs. SW Louisiana	W	4-2
Apr. 21	vs. North Carolina	W	3-1
Apr. 22	vs. USF	W	2-0
Apr. 22	vs. Virginia	W	2-0
Apr. 22	vs. Nicholls State	W	2-0
May 3	at West Florida	W	3-2
May 3	at West Florida	W	3-0
May 5	vs. Louisiana Tech	L	0-1
May 5	at Nicholls State	W	1-0
May 6	at Nicholls State	L	0-2
May 6	vs. Louisiana Tech	L	0-1

NCAA South Regional

May 19	South Carolina	L	1-2
May 20	Louisiana Tech	L	1-3





YEAR-BY-YEAR RESULTS

1990 (47-16)

NCAA Regional
College World Series

Date	Opponent	Result	Score
Feb. 18	West Florida	W	1-0
Feb. 18	West Florida	W	1-0
Feb. 27	at Florida A&M	W	6-2
Feb. 27	at Florida A&M	W	4-0
Mar. 3	Eastern Michigan	W	1-0
Mar. 3	Eastern Michigan	W	1-0
Mar. 3	Michigan	W	1-0
Mar. 4	Michigan	L	2-3
Mar. 7	UNC-Wilmington	W	6-1
Mar. 7	UNC-Wilmington	W	5-0
Mar. 9	vs. Indiana	W	1-2
Mar. 9	vs. Iowa	L	0-5
Mar. 10	vs. Central Michigan	W	1-0
Mar. 10	at USF	W	2-1
Mar. 11	vs. Maine	W	7-0
Mar. 11	vs. Oklahoma	L	0-1
Mar. 12	Southern Illinois	W	4-0
Mar. 13	Virginia	W	1-0
Mar. 13	Virginia	W	5-0
Mar. 14	Indiana	W	1-0
Mar. 14	Indiana	W	2-0
Mar. 15	Connecticut	L	1-3
Mar. 16	Stetson	W	3-2
Mar. 16	SW Louisiana	L	1-2
Mar. 17	Oklahoma	W	3-2
Mar. 17	Adelphi	W	4-0
Mar. 18	Nebraska	W	2-1
Mar. 20	Missouri	L	1-2
Mar. 20	Missouri	L	1-2
Mar. 21	Northern Iowa	L	0-1
Mar. 21	Northern Iowa	W	4-2
Mar. 22	Princeton	W	5-0
Mar. 22	Princeton	W	6-0
Mar. 24	Georgia State	W	2-0
Mar. 24	Georgia State	W	8-0
Mar. 30	vs. Southern Miss	W	4-0
Mar. 30	vs. Georgia Tech	W	10-0
Mar. 30	vs. Wichita State	W	1-0
Mar. 31	vs. Austin Peay	W	5-1
Mar. 31	vs. Michigan State	W	2-0
Mar. 31	vs. Georgia State	L	0-1
Apr. 2	USF	W	4-1
Apr. 2	USF	W	2-0
Apr. 13	vs. Stephen F. Austin	W	5-2
Apr. 13	vs. Sam Houston	L	0-2
Apr. 14	at Oklahoma State	L	1-2
Apr. 14	vs. Texas A&M	W	3-1
Apr. 15	vs. Texas-Arlington	L	0-2
Apr. 20	vs. Southern Miss	W	11-0
Apr. 21	vs. North Carolina	W	1-0
Apr. 22	vs. East Carolina	W	7-2
Apr. 29	South Carolina	L	0-2
Apr. 29	South Carolina	W	3-0
Apr. 30	at Florida A&M	W	10-0
Apr. 30	at Florida A&M	W	2-0
May 2	at West Florida	W	2-0
May 2	at West Florida	W	6-0

NCAA South Regional

May 18	vs. Texas A&M	W	5-0
May 18	at SW Louisiana	W	4-3
May 19	at SW Louisiana	W	2-1

College World Series

May 23	vs. Fresno State	W	1-0
May 24	vs. Oklahoma State	L	1-4
May 24	vs. UNLV	W	4-1
May 25	vs. UCLA	L	0-3

1991 (62-12)

NCAA Regional
College World Series

Date	Opponent	Result	Score
Feb. 14	vs. California	L	0-4
Feb. 14	vs. New Mexico	W	9-1
Feb. 15	vs. UCLA	L	2-5
Feb. 15	vs. Sacramento State W	4-0	
Feb. 16	vs. Pacific	W	4-3
Feb. 16	at Arizona	L	0-8
Feb. 17	vs. CS-Northridge	L	0-1
Feb. 23	West Florida	W	4-3
Feb. 23	West Florida	L	0-5
Feb. 24	at Georgia Southern W	6-2	
Feb. 24	at Georgia Southern W	5-1	
Feb. 26	at Florida A&M	W	8-0
Feb. 26	at Florida A&M	W	4-0
Mar. 2	at USF	W	2-0
Mar. 2	at USF	L	0-2
Mar. 4	Ball State	W	5-0
Mar. 6	Samford	W	2-1
Mar. 6	Samford	W	6-0
Mar. 8	vs. Detroit	W	9-0
Mar. 8	vs. Western Illinois	W	2-1
Mar. 8	vs. Indiana	W	3-1
Mar. 9	vs. Winthrop	W	4-1
Mar. 9	vs. Eastern Michigan	W	1-0
Mar. 10	vs. Oklahoma	W	7-1
Mar. 10	vs. South Carolina	L	3-4
Mar. 12	Connecticut	W	2-1
Mar. 12	Connecticut	W	1-0
Mar. 13	Virginia	W	9-1
Mar. 13	Virginia	W	2-1
Mar. 14	Creighton	W	3-2
Mar. 15	Miami (OH)	W	2-0
Mar. 15	East Carolina	W	13-0
Mar. 16	Western Illinois	W	2-1
Mar. 16	Rhode Island	W	6-0
Mar. 17	Winthrop	W	2-0
Mar. 17	Indiana	W	6-2
Mar. 18	Bradley	W	2-0
Mar. 20	Northern Iowa	W	3-1
Mar. 20	Northern Iowa	W	2-1
Mar. 21	Miami (OH)	L	0-8
Mar. 21	Miami (OH)	W	5-1
Mar. 27	Drexel	W	2-0
Mar. 27	Drexel	W	7-1
Mar. 28	Bowling Green	W	2-0
Mar. 28	Bowling Green	W	9-0
Mar. 30	vs. Dayton	W	3-0
Mar. 30	vs. Toledo	W	1-0
Mar. 30	vs. Northwestern	W	2-0
Mar. 31	vs. USF	W	6-5
Mar. 31	vs. Samford	W	4-0
Mar. 31	vs. North Carolina	W	5-0
Mar. 31	South Carolina	W	4-1
Apr. 5	vs. Notre Dame	W	7-0
Apr. 5	vs. USF	W	2-0
Apr. 6	vs. Winthrop	W	4-1
Apr. 6	vs. SW Louisiana	W	3-0
Apr. 8	Georgia Southern	W	4-0
Apr. 8	Georgia Southern	W	9-1
Apr. 9	Florida A&M	W	7-1
Apr. 9	Florida A&M	W	11-1
Apr. 19	vs. Virginia	L	1-2
Apr. 20	vs. Eastern Michigan W	3-2	
Apr. 21	vs. Virginia	L	0-2
May 1	at West Florida	W	1-0
May 1	at West Florida	W	7-0
May 3	vs. Connecticut	W	2-0
May 4	vs. Princeton	W	4-3
May 5	at Massachusetts	W	2-0

NCAA South Regional

May 17	at SW Louisiana	W	1-0
May 17	vs. Oklahoma State	W	2-0
May 18	vs. Oklahoma State	W	4-3

College World Series

May 22	vs. UCLA	L	0-1
May 23	vs. UNLV	W	3-1
May 24	vs. Fresno State	L	0-3

1992 (63-9, 4-2 ACC)

ACC Champions
NCAA Regional
College World Series

Date	Opponent	Result	Score
Feb. 9	Samford	W	10-0
Feb. 9	Samford	W	7-0
Feb. 16	at Florida A&M	W	12-0
Feb. 16	at Florida A&M	W	10-0
Feb. 23	West Florida	W	2-0
Feb. 23	West Florida	W	2-0
Mar. 1	at Georgia Southern W	8-0	
Mar. 1	at Georgia Southern W	13-3	
Mar. 3	at Northwestern	W	10-0
Mar. 3	at Northwestern	W	1-0
Mar. 7	vs. Ball State	W	2-0
Mar. 7	vs. Ball State	W	9-0
Mar. 8	at USF	W	5-1
Mar. 8	at USF	W	3-0
Mar. 10	Robert Morris	W	1-0
Mar. 10	Robert Morris	W	14-1
Mar. 13	vs. Adelphi	W	12-2
Mar. 13	vs. Penn State	W	7-0
Mar. 13	vs. Virginia*	W	10-0
Mar. 14	vs. Samford	W	4-3
Mar. 14	vs. Hofstra	W	14-4
Mar. 15	vs. North Carolina*	W	12-1
Mar. 15	vs. Oklahoma City	W	2-1
Mar. 17	Rutgers	W	1-0
Mar. 17	Rutgers	W	8-4
Mar. 18	Virginia*	L	0-1
Mar. 18	Virginia*	W	5-2
Mar. 19	Miami (OH)	L	0-2
Mar. 19	Northern Iowa	W	2-0
Mar. 20	Bradley	W	3-2
Mar. 20	Princeton	W	7-0
Mar. 20	Bowling Green	W	4-0
Mar. 21	Adelphi	W	5-0
Mar. 21	USF	W	1-0
Mar. 22	Kent State	W	6-0
Mar. 22	Princeton	W	2-1
Mar. 23	Drexel	W	3-0
Mar. 23	Drexel	W	4-0
Mar. 24	Kent State	W	2-1
Mar. 24	Kent State	W	8-0
Mar. 26	at CS-Fullerton	L	4-5
Mar. 26	vs. Missouri	L	1-2
Mar. 27	vs. Ohio State	W	1-0
Mar. 27	vs. Arizona	L	0-2
Mar. 28	vs. Illinois State	W	7-2
Mar. 29	vs. Ohio State	L	0-3
Apr. 6	Georgia Southern	W	6-0
Apr. 6	Georgia Southern	W	2-0
Apr. 7	Florida A&M	L	7-0
Apr. 7	Florida A&M	W	6-0
Apr. 10	vs. UNC-Wilmington W	7-1	
Apr. 10	at North Carolina*	L	0-1
Apr. 11	vs. Winthrop	W	3-1
Apr. 11	vs. Georgia Tech*	W	10-0
Apr. 12	vs. East Carolina	W	5-2
Apr. 12	vs. South Carolina	W	3-2

ACC Championship

Apr. 17	Georgia Tech	W	6-0
Apr. 17	North Carolina	W	11-0
Apr. 18	Virginia	W	11-1

Apr. 25	South Carolina	W	2-0
Apr. 25	South Carolina	W	6-0
Apr. 26	South Carolina	W	2-0
Apr. 27	at West Florida	W	6-0
Apr. 27	at West Florida	W	11-2
May 2	vs. Connecticut	W	1-0
May 2	at Massachusetts	W	3-1
May 3	vs. Connecticut	W	4-3

NCAA Regional

May 15	at SW Louisiana	W	1-0
May 15	vs. UNLV	W	4-0
May 16	at SW Louisiana	W	1-0

College World Series

May 21	vs. California	L	0-3
May 22	vs. Massachusetts	L	2-4

1993 (52-9, 4-0 ACC)

ACC Champions
NCAA Regional
College World Series

Date	Opponent	Result	Score
Feb. 13	Samford	W	3-1
Feb. 13	Samford	W	3-1
Feb. 20	West Florida	W	6-1
Feb. 20	West Florida	W	3-1
Feb. 22	at Florida A&M	W	7-0
Feb. 27	Mercer	W	5-0
Feb. 27	Mercer	W	7-0
Feb. 28	USF	W	10-0
Feb. 28	USF	W	7-0
Mar. 6	at Georgia Tech*	W	3-0
Mar. 6	at Georgia Tech*	W	2-0
Mar. 9	at Florida A&M	W	10-0
Mar. 12	vs. Central Michigan W	5-0	
Mar. 12	vs. Georgia Southern W	6-0	
Mar. 13	vs. Hofstra	W	6-0
Mar. 14	vs. Iowa	W	3-0
Mar. 16	Connecticut	W	1-0
Mar. 16	Connecticut	W	8-0
Mar. 18	Northern Iowa	W	7-0
Mar. 19	Drake	W	6-0
Mar. 19	Georgia State	W	1-0
Mar. 19	SW Louisiana	L	1-2
Mar. 20	Rhode Island	W	10-0
Mar. 20	Eastern Illinois	W	7-2
Mar. 20	Virginia*	W	7-0
Mar. 21	Southern Illinois	W	1-0
Mar. 21	SW Louisiana	W	2-1
Mar. 22	Toledo	W	11-0
Mar. 22	Toledo	W	4-0
Mar. 25	vs. Fresno State	L	1-2
Mar. 25	vs. Cal Poly	W	1-0
Mar. 26	vs. Minnesota	W	3-1
Mar. 27	vs. Utah	L	2-3
Mar. 28	at CS-Fullerton	W	4-1
Apr. 6	Florida A&M	W	10-0
Apr. 6	at Florida A&M	W	4-1
Apr. 9	vs. UNC-Wilmington W	12-0	
Apr. 9	vs. Virginia*	W	3-2
Apr. 10	vs. Coastal Carolina	W	8-0
Apr. 10	vs. Hofstra	W	10-2
Apr. 11	vs. Coastal Carolina	W	9-1
Apr. 11	vs. East Carolina	W	13-0

ACC Championship

Apr. 16	Georgia Tech	W	12-0
Apr. 16	Virginia	L	0-1
Apr. 16	Georgia Tech	W	11-0
Apr. 17	Virginia	W	2-0
Apr. 17	Virginia	W	4-2

Apr. 24	at South Carolina	L	4-6
Apr. 24	at South Carolina	W	7-0
Apr. 25	at South Carolina	W	8-0
May 1	vs. Connecticut	L	1-4
May 1	vs. USF	W	1-0
May 2	at Massachusetts	W	5-0
May 4	at West Florida	W	5-0
May 4	at West Florida	W	7-0

NCAA Regional

May 21	Kansas	L	0-1
May 21	Iowa	W	5-3
May 22	Kansas	W	5-0
May 22	Kansas	W	2-1

College World Series

May 27	vs. Oklahoma State	L	2-5
May 28	vs. Connecticut	L	1-2



YEAR-BY-YEAR RESULTS

1994 (50-19, 9-2 ACC)

NCAA Regional			
Date	Opponent	Result	Score
Feb. 12	Mercer	W	9-3
Feb. 12	Mercer	W	6-0
Feb. 13	UNC-Charlotte	W	4-0
Feb. 13	UNC-Charlotte	W	7-1
Feb. 17	Georgia Southern	W	10-0
Feb. 17	Georgia Southern	W	8-0
Feb. 19	West Florida	W	10-0
Feb. 19	West Florida	W	5-0
Feb. 21	at Florida A&M	W	3-0
Feb. 26	Stetson	W	7-0
Feb. 26	Stetson	W	5-0
Feb. 28	at Mercer	W	6-0
Feb. 28	at Mercer	W	5-0
Mar. 2	Florida A&M	W	8-0
Mar. 5	South Carolina	L	2-3
Mar. 5	South Carolina	W	3-1
Mar. 6	Georgia Tech*	W	6-1
Mar. 6	Georgia Tech*	W	2-1
Mar. 11	vs. Robert Morris	L	0-1
Mar. 11	vs. Illinois-Chicago	W	3-0
Mar. 11	vs. Penn State	W	6-2
Mar. 12	vs. UCLA	L	0-3
Mar. 12	vs. Notre Dame	W	3-0
Mar. 12	vs. Virginia*	W	7-0
Mar. 13	vs. Oklahoma State	L	0-1
Mar. 15	Northern Illinois	W	3-0
Mar. 15	Northern Illinois	W	1-0
Mar. 16	Texas A&M	L	3-7
Mar. 16	Virginia*	W	4-3
Mar. 17	Princeton	W	2-1
Mar. 18	Indiana	W	3-2
Mar. 18	Louisiana Tech	W	2-0
Mar. 18	Iowa State	W	3-2
Mar. 19	Eastern Michigan	W	1-0
Mar. 19	Eastern Illinois	W	9-0
Mar. 19	Illinois State	L	2-3
Mar. 22	vs. Kansas	L	2-4
Mar. 23	vs. Northwestern	L	2-8
Mar. 23	at CS-Fullerton	L	0-7
Mar. 24	vs. SE Louisiana	L	3-12
Mar. 25	vs. Oklahoma State	L	0-1
Mar. 25	vs. Utah State	W	5-3
Mar. 30	Hofstra	W	3-2
Mar. 30	Hofstra	W	4-3
Apr. 4	at Florida A&M	W	7-0
Apr. 7	at North Carolina*	W	5-1
Apr. 7	at North Carolina*	W	6-2
Apr. 8	vs. UNC-Wilmington	W	5-0
Apr. 8	vs. UNC-Charlotte	W	8-1
Apr. 9	vs. East Carolina	L	0-1
Apr. 9	vs. Georgia Tech*	W	11-0
Apr. 10	vs. Virginia*	W	9-4
Apr. 10	vs. North Carolina*	L	0-1
Apr. 16	at Virginia*	W	8-0
Apr. 16	at Virginia*	L	4-5
Apr. 17	Florida A&M	W	8-0
ACC Championship			
Apr. 22	Georgia Tech	W	2-1
Apr. 22	Virginia	L	0-2
Apr. 23	North Carolina	W	6-5
Apr. 23	Virginia	W	1-0
Apr. 23	Virginia	L	0-3
May 3	at West Florida	L	1-4
May 3	at West Florida	W	8-0
May 7	at Connecticut	W	4-1
May 7	at USF	W	2-0
May 11	at USF	W	4-2
May 11	at USF	W	6-5
NCAA Regional			
May 20	vs. Oklahoma	L	1-3
May 21	vs. Providence	L	0-4

1995 (58-15, 6-0 ACC)

ACC Champions NCAA Regional			
Date	Opponent	Result	Score
Feb. 12	Stetson	W	8-0
Feb. 12	Stetson	W	2-0
Feb. 17	vs. Oklahoma St.	L	1-5
Feb. 17	vs. CS-Fullerton	L	5-9
Feb. 18	vs. Oregon	W	3-2
Feb. 18	vs. New Mexico St.	W	4-0
Feb. 18	vs. Illinois St.	W	10-2
Feb. 19	vs. Arizona	L	1-7
Feb. 22	Troy	W	3-1
Feb. 22	Troy	W	3-0
Feb. 25	at Georgia Tech*	W	9-4
Feb. 25	at Georgia Tech*	W	10-1
Feb. 26	at UNC-Charlotte	W	6-0
Feb. 26	at UNC-Charlotte	W	8-0
Mar. 4	Mercer	W	3-0
Mar. 4	Mercer	W	10-2
Mar. 5	North Carolina*	W	6-3
Mar. 5	North Carolina*	W	3-1
Mar. 6	Marshall	W	8-0
Mar. 6	Marshall	W	7-0
Mar. 10	vs. Indiana State	W	8-0
Mar. 10	vs. Illinois-Chicago	L	1-3
Mar. 10	vs. Iowa	L	0-4
Mar. 11	vs. Robert Morris	W	3-0
Mar. 11	vs. North Carolina	W	8-2
Mar. 11	vs. Yale	W	11-1
Mar. 12	vs. Virginia	W	2-1
Mar. 12	vs. Oklahoma State	W	7-4
Mar. 12	vs. Illinois-Chicago	W	1-0
Mar. 14	Virginia*	W	3-2
Mar. 14	Virginia*	W	3-0
Mar. 17	Samford	W	14-0
Mar. 17	Miami (OH)	W	9-1
Mar. 17	Michigan	L	1-2
Mar. 18	Northern Illinois	W	3-0
Mar. 18	Illinois-Chicago	W	3-0
Mar. 19	Iowa State	W	2-0
Mar. 19	Michigan	L	0-5
Mar. 21	Massachusetts	W	5-4
Mar. 21	Massachusetts	W	4-3
Mar. 24	at South Carolina	L	1-2
Mar. 24	at South Carolina	L	2-3
Mar. 25	vs. Hofstra	W	5-1
Mar. 25	at South Carolina	L	3-6
Mar. 25	vs. Hofstra	W	8-2
Mar. 28	Florida A&M	W	8-0
Apr. 2	USF	W	4-0
Apr. 2	USF	L	3-4
Apr. 3	at Florida A&M	W	9-0
Apr. 3	at Florida A&M	W	10-0
Apr. 7	vs. Campbell	W	4-0
Apr. 7	at North Carolina	W	15-0
Apr. 8	vs. East Carolina	W	10-2
Apr. 8	vs. Campbell	W	7-1
Apr. 9	vs. East Carolina	W	4-3
Apr. 9	at North Carolina	W	2-1
Apr. 12	Florida A&M	W	6-0
Apr. 15	at West Florida	W	8-0
Apr. 15	at West Florida	W	3-2
ACC Championship			
Apr. 21	North Carolina	W	4-0
Apr. 21	Georgia Tech	W	2-1
Apr. 22	Georgia Tech	W	5-2
NCAA Regional			
May 3	West Florida	W	9-3
May 3	West Florida	W	3-0
May 12	vs. USF	L	0-3
May 12	vs. South Carolina	W	5-4
May 13	at Massachusetts	L	0-8
May 13	vs. South Carolina	W	6-0
May 14	at Massachusetts	W	2-0
NCAA Regional			
May 19	vs. Nebraska	L	1-6
May 20	vs. Ohio	W	2-0
May 20	vs. Nebraska	W	6-2
May 21	at Arizona	L	0-15

1996 (51-21, 5-3 ACC)

ACC Champions NCAA Regional			
Date	Opponent	Result	Score
Feb. 7	at Mercer	W	4-1
Feb. 7	at Mercer	W	5-2
Feb. 9	West Florida	W	8-0
Feb. 9	West Florida	W	8-0
Feb. 11	Georgia Southern	W	2-1
Feb. 11	Georgia Southern	W	5-0
Feb. 16	vs. UNLV	L	2-3
Feb. 16	vs. Washington	L	6-13
Feb. 16	vs. Arizona	L	4-8
Feb. 17	vs. Illinois State	W	4-1
Feb. 17	vs. Utah State	W	6-5
Feb. 18	vs. CS-Fullerton	L	11-12
Feb. 24	Stetson	W	1-0
Feb. 24	Stetson	W	6-2
Feb. 27	Florida A&M	W	8-0
Mar. 1	vs. Washington	L	1-3
Mar. 1	vs. Massachusetts	W	4-1
Mar. 2	vs. Long Beach State	L	1-2
Mar. 2	vs. Oregon	W	1-0
Mar. 3	vs. CS-Northridge	L	1-2
Mar. 5	UNC-Charlotte	W	7-1
Mar. 5	UNC-Charlotte	W	6-0
Mar. 6	Troy	W	5-2
Mar. 6	Troy	L	1-2
Mar. 8	vs. East Carolina	W	2-1
Mar. 8	vs. UT-Chattanooga	W	5-2
Mar. 8	vs. Ball State	W	4-2
Mar. 9	vs. Penn State	W	4-3
Mar. 9	vs. Indiana	W	3-1
Mar. 10	vs. Michigan State	W	6-2
Mar. 10	vs. UCLA	L	0-4
Mar. 14	Notre Dame	L	0-1
Mar. 15	Drake	W	1-0
Mar. 15	Ohio State	L	0-1
Mar. 16	Southern Illinois	L	3-4
Mar. 16	Eastern Michigan	W	7-0
Mar. 16	Massachusetts	W	3-1
Mar. 17	Michigan	L	1-6
Mar. 19	Connecticut	W	3-0
Mar. 19	Connecticut	W	6-0
Mar. 21	Bradley	W	4-1
Mar. 21	Bradley	W	7-2
Mar. 23	Georgia Tech*	W	2-0
Mar. 23	Georgia Tech*	L	1-3
Mar. 28	at Florida A&M	W	7-2
Mar. 28	at Florida A&M	W	13-0
Apr. 1	Florida A&M	W	4-0
Apr. 6	at Virginia*	W	8-0
Apr. 6	at Virginia*	W	5-4
Apr. 7	at Maryland*	W	4-0
Apr. 7	at Maryland*	W	6-2
Apr. 11	at North Carolina*	L	2-3
Apr. 11	at North Carolina*	L	4-5
Apr. 12	vs. Campbell	W	6-1
Apr. 13	vs. Florida Atlantic	L	0-1
Apr. 13	vs. South Carolina	W	4-2
Apr. 13	at North Carolina	W	2-0
Apr. 14	vs. Maryland	W	8-0
ACC Championship			
Apr. 19	vs. Georgia Tech	W	5-4
Apr. 19	vs. Maryland	W	3-0
Apr. 20	vs. North Carolina	W	3-1
Apr. 30	at West Florida	W	6-0
Apr. 30	at West Florida	W	10-0
May 3	at USF	W	1-0
May 3	at USF	L	1-4
May 5	South Carolina	W	5-1
May 5	South Carolina	L	3-5
May 6	South Carolina	W	2-1
NCAA Regional			
May 18	vs. Arizona	L	6-9
May 18	vs. USF	W	6-0
May 19	vs. Arizona	L	3-10

1997 (45-19, 7-1 ACC)

ACC Champions			
Date	Opponent	Result	Score
Feb. 9	at Georgia Southern	W	8-0
Feb. 9	at Georgia Southern	W	5-3
Feb. 12	at Florida A&M	W	7-0
Feb. 14	vs. Nebraska	W	2-1
Feb. 14	vs. Fresno State	L	0-2
Feb. 15	vs. Oregon	L	1-6
Feb. 15	vs. Utah	L	2-6
Feb. 16	vs. Ohio State	W	7-2
Feb. 16	vs. CS-Fullerton	W	4-2
Feb. 19	at Florida	L	1-3
Feb. 19	at Florida	W	8-1
Feb. 22	Mercer	W	1-0
Feb. 22	Mercer	W	5-1
Feb. 23	Florida A&M	W	8-0
Feb. 28	vs. Northwestern	W	2-0
Mar. 1	vs. Washington	L	3-8
Mar. 1	vs. Oklahoma	W	2-1
Mar. 2	vs. UConn	W	10-3
Mar. 3	vs. Louisiana Tech	L	2-6
Mar. 7	vs. Ball State	W	4-0
Mar. 7	vs. East Carolina	W	10-0
Mar. 7	vs. Michigan State	L	2-6
Mar. 8	vs. Hofstra	L	1-2
Mar. 8	vs. Arkansas	W	4-0
Mar. 8	vs. Indiana	W	3-2
Mar. 9	vs. Iowa	L	1-7
Mar. 11	Miami (OH)	W	2-1
Mar. 13	Louisiana Tech	L	2-3
Mar. 14	Wisconsin	L	3-12
Mar. 14	UT-Chattanooga	W	3-1
Mar. 14	UConn	W	2-1
Mar. 15	Bradley	W	4-0
Mar. 15	Eastern Michigan	W	5-1
Mar. 18	UConn	L	0-1
Mar. 18	UConn	W	8-2
Mar. 23	at Georgia Tech*	W	5-1
Mar. 23	at Georgia Tech*	W	8-5
Mar. 25	Maryland*	W	1-0
Mar. 25	Maryland*	W	3-0
Mar. 27	Youngstown State	W	8-2
Mar. 27	Youngstown State	W	6-3
Apr. 2	at Troy	W	3-2
Apr. 2	at Troy	T	1-1
Apr. 4	at Florida A&M	L	1-2
Apr. 6	Virginia*	W	8-0
Apr. 6	Virginia*	L	3-6
Apr. 10	at North Carolina*	W	6-0
Apr. 10	at North Carolina*	W	12-4
Apr. 11	vs. Florida Atlantic	W	5-1
Apr. 11	vs. Campbell	W	4-1
Apr. 11	vs. Coastal Carolina	W	12-2
Apr. 13	vs. Coastal Carolina	W	2-1
Apr. 13	vs. Florida Atlantic	W	4-0
ACC Championship			
Apr. 18	vs. North Carolina	W	5-4
Apr. 18	vs. Maryland	W	4-3
Apr. 19	vs. Maryland	L	1-2
Apr. 27	Florida A&M	W	7-0
Apr. 29	at UNC Charlotte	W	6-1
Apr. 29	at UNC Charlotte	W	3-1
May 1	at Alabama	W	2-0
May 1	at Alabama	L	5-6
May 2	at Auburn	W	2-0
May 2	at Auburn	L	1-2
May 9	USF	L	3-4
May 9	USF	L	1-3



YEAR-BY-YEAR RESULTS

2002 (55-20, 6-0 ACC) NCAA Regional College World Series

Date	Opponent	Result	Score
Feb. 3	Georgia Southern	W	7-0
Feb. 3	Georgia Southern	W	4-0
Feb. 5	at Mercer	W	2-0
Feb. 5	at Mercer	W	2-1
Feb. 8	Florida Atlantic	L	2-4
Feb. 8	Washington	L	4-6
Feb. 9	South Carolina	L	0-4
Feb. 9	Louisville	W	4-1
Feb. 15	Georgia	L	2-3
Feb. 15	Syracuse	W	6-3
Feb. 16	Penn St	W	4-0
Feb. 16	Maryland	W	2-1
Feb. 17	St. Johns	W	8-3
Feb. 22	vs. Texas Tech	L	1-4
Feb. 22	at New Mexico St.	W	5-0
Feb. 23	vs. Dayton	W	5-0
Feb. 23	at New Mexico St.	W	1-0
Feb. 24	vs. Dayton	W	12-0
Feb. 24	vs. Texas Tech	L	7-8
Feb. 27	at Florida A&M	W	7-3
Mar. 1	Kansas	W	5-4
Mar. 3	Texas	W	1-0
Mar. 3	Mississippi St.	L	0-2
Mar. 6	Pittsburgh	W	7-0
Mar. 8	Middle Tenn. St.	W	2-1
Mar. 8	Iowa St	W	7-0
Mar. 9	Auburn	W	5-4
Mar. 9	Michigan	L	0-1
Mar. 9	Massachusetts	L	2-3
Mar. 11	Southern Illinois	W	2-1
Mar. 14	vs. Oklahoma	W	1-0
Mar. 14	vs. Rutgers	W	5-1
Mar. 15	at CS-Fullerton	L	1-8
Mar. 15	vs. Depaul	W	11-5
Mar. 16	vs. Washington	W	3-2
Mar. 17	vs. Texas	L	2-4
Mar. 20	Maine	W	6-2
Mar. 20	Maine	W	1-0
Mar. 22	vs. Campbell	W	8-0
Mar. 22	vs. UNC-Greensboro	W	3-1
Mar. 23	vs. Princeton	W	5-1
Mar. 23	vs. Ohio St.	L	1-2
Mar. 23	vs. UCF	W	10-2
Mar. 24	vs. Troy	L	2-4
Mar. 28	at Florida A&M	W	2-1
Apr. 6	Florida A&M	W	6-0
Apr. 6	Florida A&M	W	18-3
Apr. 11	UAB	W	9-0
Apr. 11	UAB	W	5-3
Apr. 13	Georgia Tech*	W	7-3
Apr. 13	Georgia Tech*	W	4-2
Apr. 17	Florida	L	1-7
Apr. 17	Florida	W	6-1
Apr. 20	North Carolina*	W	7-6
Apr. 20	North Carolina*	W	9-5
Apr. 28	Jacksonville State	W	3-0
Apr. 28	Jacksonville State	W	6-1
Apr. 30	at Virginia*	W	4-0
Apr. 30	at Virginia*	W	6-3
May 4	Troy	W	7-2
May 4	Troy	W	9-1
May 7	Florida Atlantic	W	3-2
May 7	Florida Atlantic	L	0-5
			-
ACC Championship			
May 10	North Carolina	W	3-2
May 11	Georgia Tech	L	0-2
May 11	North Carolina	L	2-5
NCAA Tallahassee Regional			
May 16	Auburn	W	2-1
May 17	Georgia Tech	L	0-7
May 19	UT-Chattanooga	W	1-0
May 19	Georgia Tech	W	3-2
May 19	Georgia Tech	W	6-1
College World Series			
May 23	vs. UCLA	W	2-1
May 24	vs. California	L	0-1
May 25	vs. Nebraska	W	4-3
May 26	vs. Arizona	L	2-6

2003 (46-11, 8-0 ACC) ACC Champions NCAA Regional

Date	Opponent	Result	Score
Feb. 1	at Georgia Southern	W	7-2
Feb. 1	at Georgia Southern	L	1-2
Feb. 4	Auburn	W	8-0
Feb. 4	Auburn	W	3-2
			(10)
Feb. 7	Oregon	L	1-3
Feb. 7	Florida A&M	W	13-2
Feb. 8	Georgia	L	4-5(8)
Feb. 8	SE Louisiana	W	4-1
Feb. 14	Middle Tenn. St.	W	11-0
Feb. 14	Iowa State	W	3-1
Feb. 15	Middle Tenn. St.	W	6-3
Feb. 15	Iowa State	W	6-2
Feb. 18	at Florida A&M	W	5-0
Feb. 22	vs. Pacific	W	8-1
Feb. 22	vs. Oregon State	L	0-2
Feb. 23	vs. UMass	L	1-2
Feb. 26	Mercer	W	11-0
Feb. 28	Mississippi State	L	1-3
Mar. 2	Syracuse	W	6-1
Mar. 2	Pittsburgh	W	7-1
Mar. 5	at Troy	W	8-3
Mar. 5	at Troy	W	7-1
Mar. 7	Rutgers	W	6-0
Mar. 8	Winthrop	W	1-0
Mar. 8	Penn State	L	3-4
			(11)
Mar. 12	vs. Long Beach State	W	4-0
Mar. 13	vs. Arizona	L	0-2
Mar. 14	vs. Louisiana	L	0-3
Mar. 22	vs. Princeton	W	5-1
Mar. 22	vs. Boston	W	2-1
			(10)
Mar. 22	vs. Middle Tenn. St.	W	5-0
Mar. 23	vs. Georgia	W	4-3 (8)
Mar. 25	Maryland*	W	6-2
Mar. 25	Maryland*	W	3-2(10)
Mar. 27	at Florida A&M	W	9-2
Apr. 4	at Elon	W	6-0
Apr. 4	at Elon	W	6-0
Apr. 5	at North Carolina*	W	1-0
Apr. 5	at North Carolina*	W	4-0
Apr. 9	UCF	W	2-1 (9)
Apr. 9	UCF	W	2-0
Apr. 12	at Furman	W	6-0
Apr. 12	at Furman	W	12-0
Apr. 15	Florida A&M	W	8-0
Apr. 19	Jacksonville	W	9-0
Apr. 19	Jacksonville	W	2-0
Apr. 23	at Florida	W	5-0
Apr. 23	at Florida	W	7-3
Apr. 26	Virginia*	W	5-0
Apr. 26	Virginia*	W	12-1
May 4	at Georgia Tech*	W	4-0
May 4	at Georgia Tech*	W	6-0
ACC Championship			
May 9	Virginia	W	10-1
May 10	Georgia Tech	W	5-3
May 11	Virginia	W	10-2
NCAA Gainesville Regional			
May 15	vs. Texas-Arlington	L	0-1
May 16	vs. Oregon State	L	1-2

2004 (62-12, 9-1 ACC) ACC Champions NCAA Regional College World Series

Date	Opponent	Result	Score
Feb. 7	Illinois State	W	11-3
Feb. 7	Louisville	W	8-0
Feb. 8	Minnesota	W	3-0
Feb. 8	Florida A&M	W	9-1
Feb. 11	at Mercer	W	5-1
Feb. 11	at Mercer	W	8-2
Feb. 15	Southern Miss	W	5-1
Feb. 15	Southern Miss	W	9-1
Feb. 17	Georgia Southern	W	8-1
Feb. 17	Georgia Southern	W	4-0
Feb. 20	at Jacksonville	W	3-2
Feb. 20	at Jacksonville	L	1-2
Feb. 22	Florida A&M	W	8-0
Feb. 27	vs. Army	W	10-0
Feb. 27	vs. Texas	W	2-1
Feb. 28	vs. Washington	W	7-1
Feb. 28	vs. Oklahoma	W	3-2
Feb. 29	vs. South Carolina	W	3-1
Feb. 29	vs. LSU	L	3-4
Mar. 5	Penn State	W	8-0
Mar. 5	Rhode Island	W	11-0
Mar. 6	Louisiana	L	0-1
Mar. 6	St. John's	W	7-4
Mar. 7	Connecticut	W	8-0
Mar. 9	Connecticut	W	7-4
Mar. 11	Notre Dame	W	4-3
Mar. 12	Texas A&M	W	8-0
Mar. 12	Robert Morris	W	9-1
Mar. 13	St. Joseph's	W	7-0
Mar. 13	Central Michigan	W	9-0
Mar. 13	St. Joseph's	W	14-0
Mar. 14	Michigan	W	1-0
Mar. 16	Troy	W	11-2
Mar. 16	Troy	W	6-2
Mar. 18	vs. Arizona State	W	1-0
Mar. 18	vs. Nebraska	L	0-1
Mar. 19	vs. UNLV	W	2-1
Mar. 20	vs. Fresno State	W	3-0
Mar. 20	at CS-Fullerton	W	3-0
Mar. 25	FIU	W	5-1
Mar. 25	FIU	W	11-0
Mar. 30	at Florida A&M	W	12-0
Apr. 3	Georgia Tech*	W	4-0
Apr. 3	Georgia Tech*	W	2-1
Apr. 5	at Florida A&M	W	12-0
Apr. 7	Florida	W	2-0
Apr. 10	at UCF	W	2-1
Apr. 10	at UCF	W	3-2
Apr. 14	Florida A&M	W	12-0
Apr. 17	at Virginia*	W	1-0
Apr. 17	at Virginia*	L	4-5
Apr. 18	Maryland*	W	7-0
Apr. 18	Maryland*	W	2-1
Apr. 24	North Carolina*	W	1-0
Apr. 24	North Carolina*	W	5-0
May 1	NC State*	W	8-0
May 1	NC State*	W	4-0
May 3	at Auburn	L	0-1
May 3	at Auburn	W	4-0
May 8	at Michigan	L	1-2
May 8	at Michigan	L	0-1
May 10	at Eastern Michigan	W	2-0
May 10	at Eastern Michigan	L	5-6
ACC Championship			
May 14	at Georgia Tech	W	3-2
May 15	at North Carolina	W	8-0
May 16	at Georgia Tech	W	3-1
NCAA Tallahassee Regional			
May 20	vs. Long Island	W	4-0
May 21	vs. CS-Northridge	W	1-0
May 22	vs. Oregon	W	5-4
May 23	vs. Oregon	L	0-1
May 23	vs. Oregon	W	2-0
College World Series			
May 27	vs. California	L	2-4
May 29	vs. Washington	W	2-0
May 30	vs. LSU	L	1-2

2005 (35-28, 11-6 ACC) NCAA Regional

Date	Opponent	Result	Score
Feb. 9	at Florida A&M	W	5-2
Feb. 9	at Florida A&M	L	7-10
Feb. 11	Missouri	L	2-3 (9)
Feb. 11	Nicholls State	W	2-0
Feb. 12	Nicholls State	W	7-3
Feb. 12	Missouri	L	3-6
Feb. 15	at Georgia Southern	L	0-1
Feb. 15	at Georgia Southern	W	3-0
Feb. 18	South Carolina	W	4-2
Feb. 18	Syracuse	W	5-4 (8)
Feb. 19	SE Louisiana	W	6-0
Feb. 19	Syracuse	L	1-2
Feb. 25	vs. Lehigh	W	5-1
Feb. 25	vs. Michigan State	W	4-1
Feb. 26	vs. Oklahoma	L	0-3
Feb. 26	vs. Fresno State	W	2-0
Mar. 2	Maine	W	1-0
Mar. 2	Maine	W	5-2
Mar. 4	at North Carolina*	W	2-0
Mar. 4	at North Carolina*	W	6-3
Mar. 5	at North Carolina*	L	2-3
Mar. 7	at NC State*	W	5-2
Mar. 7	at NC State*	L	1-2
Mar. 11	Iowa State	W	1-0
Mar. 11	Saint Joseph's	W	4-0
Mar. 12	Radford	W	4-0
Mar. 12	Eastern Kentucky	W	13-5
Mar. 13	Southern Illinois	L	0-4
Mar. 17	vs. Texas	L	2-7
Mar. 17	vs. Long Beach State	W	5-1
Mar. 18	vs. Arizona	L	0-6
Mar. 19	vs. Syracuse	L	3-4
Mar. 26	at Georgia Tech*	L	0-2
Mar. 26	at Georgia Tech*	L	1-3
Mar. 27	at Georgia Tech*	L	0-5
Mar. 30	Jacksonville	L	2-5
Mar. 30	Jacksonville	W	11-0
Apr. 2	Virginia Tech*	W	4-2
Apr. 2	Virginia Tech*	W	3-2
Apr. 3	Virginia Tech*	W	5-2
Apr. 13	UCF	L	1-2
Apr. 13	UCF	W	1-0
Apr. 16	Maryland*	W	1-0
Apr. 16	Maryland*	L	2-7
Apr. 17	Maryland*	W	2-0
Apr. 18	Florida A&M	W	4-1
Apr. 20	Florida A&M	W	5-1
Apr. 23	Virginia*	W	5-3
Apr. 23	Virginia*	W	4-0
Apr. 24	Virginia*	W	3-2
May 1	at Troy	L	3-5
May 1	at Troy	L	1-3
May 3	at Florida	L	4-7
May 3	at Florida	L	0-2
May 6	at BYU	W	12-3
May 6	at BYU	L	2-5
May 7	at Utah	L	5-8
ACC Championship			
May 12	vs. Virginia Tech	L	2-3
May 13	at Maryland	L	0-2
NCAA Auburn Regional			
May 20	at Auburn	W	5-0
May 21	vs. Baylor	L	5-8
May 22	at Auburn	W	2-0
May 27	vs. Baylor	L	3-5



YEAR-BY-YEAR RESULTS

2006

(44-30, 10-10 ACC)

NCAA Super Regional

Date	Opponent	Result	Score
Feb. 10	Louisville	L	3-12
Feb. 10	Samford	W	7-2
Feb. 11	Nicholls State	W	11-3
Feb. 14	Georgia Southern	W	3-2
Feb. 14	Georgia Southern	W	10-2
Feb. 17	South Carolina	W	4-3
Feb. 17	Iowa State	W	5-0
Feb. 18	South Carolina	L	2-4
Feb. 18	Iowa State	W	9-1
Feb. 22	at Jacksonville	W	8-1
Feb. 22	at Jacksonville	L	1-2
Feb. 24	vs. Louisiana	L	0-14
Feb. 24	vs. Tennessee	L	0-1
Feb. 28	at Florida A&M	W	5-2
Mar. 2	Michigan	L	0-9
Mar. 3	Michigan	L	3-6
Mar. 3	Western Michigan	W	2-1
Mar. 4	Maryland	W	6-5
Mar. 4	Michigan	L	0-5
Mar. 7	Connecticut	W	8-2
Mar. 7	Connecticut	W	1-0
Mar. 10	Connecticut	W	5-2(9)
Mar. 10	Kent State	L	2-4
Mar. 11	Western Illinois	W	11-6
Mar. 11	Georgia State	W	5-2
Mar. 12	Florida A&M	W	5-3
Mar. 12	St. John's	W	7-2
Mar. 13	North Carolina*	W	2-1
Mar. 14	North Carolina*	L	3-5
Mar. 14	North Carolina*	L	1-3
Mar. 16	at CS-Fullerton	L	1-6
Mar. 16	vs. Arizona State	W	1-0 (10)
Mar. 17	vs. Notre Dame	L	0-1
Mar. 18	vs. Michigan	L	3-11
Mar. 23	FIU	W	3-1
Mar. 23	FIU	W	8-0
Mar. 25	Boston College*	L	5-7
Mar. 25	Boston College*	W	8-0
Mar. 26	Boston College*	W	7-5
Mar. 29	Florida A&M	W	9-3
Mar. 30	Auburn	L	2-7
Apr. 1	Georgia Tech*	W	9-1
Apr. 1	Georgia Tech*	L	3-8
Apr. 2	Georgia Tech*	W	7-4
Apr. 3	at Florida A&M	L	0-4
Apr. 5	Florida	W	4-0
Apr. 5	Florida	W	6-5 (8)
Apr. 9	at Virginia*	L	0-1
Apr. 9	at Virginia*	W	8-5
Apr. 12	Florida A&M	W	9-3
Apr. 15	NC State*	L	0-2
Apr. 15	NC State*	L	5-6
Apr. 16	NC State*	W	2-0
Apr. 18	Troy	W	4-3
Apr. 18	Troy	L	2-4
Apr. 21	at Virginia Tech*	L	0-2
Apr. 22	at Virginia Tech*	L	2-10
Apr. 22	at Virginia Tech*	W	9-6
May 2	at UCF	W	2-0
May 2	at UCF	W	8-2
May 6	at Maryland*	L	4-6
May 6	at Maryland*	W	4-1
May 7	at Maryland*	W	8-4

ACC Championship

May 11	Georgia Tech	W	10-1
May 12	NC State	W	6-0
May 13	Georgia Tech	L	3-4
May 13	Georgia Tech	W	7-4
May 14	NC State	L	1-4

NCAA Athens Regional

May 19	vs. Coastal Carolina	W	7-1
May 20	at Georgia	W	3-2
May 21	at Georgia	L	1-3
May 21	at Georgia	W	2-0

NCAA Tempe Super Regional

May 26	at Arizona State	L	1-6
May 27	at Arizona State	L	5-1

2007

(44-25, 13-7 ACC)

NCAA Regional

Date	Opponent	Result	Score
Feb. 9	Samford	W	13-5
Feb. 9	Florida A&M	W	5-0
Feb. 10	Radford	W	2-1
Feb. 10	Samford	W	8-0
Feb. 13	at Georgia Southern	W	11-2
Feb. 16	Jacksonville	W	10-2
Feb. 16	Kansas	L	0-1
Feb. 17	South Carolina	W	8-3
Feb. 17	Memphis	W	8-0
Feb. 23	vs. Nebraska	W	2-1(9)
Feb. 23	vs. Mississippi State	W	4-2
Feb. 24	vs. Tennessee Tech	W	9-8(8)
Feb. 24	vs. Seton Hall	W	4-2
Feb. 25	Southern Illinois	L	1-4
Feb. 28	Michigan	L	3-4
Feb. 28	Michigan	L	2-3
Mar. 3	at NC State*	L	3-6
Mar. 3	at NC State*	W	4-0
Mar. 4	at NC State*	L	2-4
Mar. 9	Syracuse	W	8-0
Mar. 9	Georgia State	W	6-2
Mar. 10	Appalachian State	W	4-2
Mar. 10	Maine	W	9-1
Mar. 10	Florida A&M	W	9-4
Mar. 11	Southern Illinois	W	6-0
Mar. 11	Georgia	L	1-2
Mar. 13	Southern Miss	W	2-0
Mar. 13	Southern Miss	W	6-1
Mar. 15	vs. Washington	W	3-1
Mar. 15	vs. CS-Northridge	L	3-4
Mar. 16	vs. Michigan	L	2-4
Mar. 17	vs. NC State*	L	2-3
Mar. 17	at CS-Fullerton	L	3-4
Mar. 21	at Florida A&M	W	8-0
Mar. 24	Virginia Tech*	L	0-1
Mar. 24	Virginia Tech*	W	10-2
Mar. 25	Virginia Tech*	L	0-1
Mar. 28	UCF	L	0-1(12)
Mar. 28	UCF	W	8-3
Mar. 31	Maryland*	W	4-2(14)
Mar. 31	Maryland*	W	6-0
Apr. 1	Maryland*	W	8-0
Apr. 4	at Florida	L	1-5
Apr. 4	at Florida	L	3-4
Apr. 7	at Georgia Tech*	W	8-0
Apr. 7	at Georgia Tech*	L	1-9(8)
Apr. 8	at Georgia Tech*	L	6-7
Apr. 11	Florida A&M	W	9-1
Apr. 14	at Boston College*	W	9-0
Apr. 14	at Boston College*	W	6-3
Apr. 17	Jacksonville	W	8-0
Apr. 17	Jacksonville	W	3-0
Apr. 21	Virginia*	W	8-2
Apr. 21	Virginia*	W	4-2
Apr. 22	Virginia*	W	8-0
Apr. 28	at North Carolina*	L	3-4
Apr. 28	at North Carolina*	W	3-2
Apr. 29	at North Carolina*	W	6-3
May 2	at Troy	W	5-3
May 2	at Troy	W	4-2
May 3	North Florida	W	5-0
May 3	North Florida	W	2-1
May 6	at Auburn	L	2-7

ACC Championship

May 10	vs. North Carolina	W	8-0
May 11	vs. Virginia Tech	L	0-4
May 11	vs. Maryland	W	7-4
May 12	vs. Georgia Tech	L	3-6

NCAA Tuscaloosa Regional

May 18	vs. California	L	6-13
May 19	at Alabama	L	3-6

2008

(38-28, 12-9 ACC)

NCAA Regional

Date	Opponent	Result	Score
Feb. 8	Southern Miss	W	11-3
Feb. 8	Louisville	L	3-4
Feb. 9	Troy	L	1-3
Feb. 9	Louisville	W	6-4
Feb. 13	at Florida A&M	W	9-1
Feb. 15	Jacksonville	L	2-5
Feb. 16	Bethune-Cookman	W	14-3
Feb. 17	Michigan State	L	2-3
Feb. 17	UAB	W	4-1
Feb. 19	at Jacksonville	W	10-0
Feb. 19	at Jacksonville	W	3-1
Feb. 23	North Carolina*	W	2-0
Feb. 23	North Carolina*	L	1-5
Feb. 24	North Carolina*	L	4-7
Feb. 27	Troy	L	0-3
Feb. 27	Troy	W	3-2
Feb. 29	vs. Massachusetts	W	6-0
Feb. 29	vs. Hofstra	W	1-0
Mar. 1	vs. Tennessee	L	5-8
Mar. 1	vs. Texas A&M	L	0-7
Mar. 2	vs. Iowa	W	2-0
Mar. 8	Appalachian State	W	2-0
Mar. 8	Connecticut	W	7-0
Mar. 9	Georgia State	W	1-0
Mar. 9	Georgia State	W	3-0
Mar. 11	Connecticut	W	2-1
Mar. 11	Connecticut	W	2-1
Mar. 14	at Virginia*	W	9-1
Mar. 14	at Virginia*	W	8-3
Mar. 15	at Virginia*	W	5-1
Mar. 18	Lipscomb	W	5-1
Mar. 18	Lipscomb	W	11-3
Mar. 20	vs. Arizona State	W	3-2
Mar. 20	vs. Long Beach State	L	2-6
Mar. 21	vs. Arizona	L	2-13
Mar. 21	vs. Washington	L	3-4
Mar. 22	at CS-Fullerton	W	4-1
Mar. 26	Georgia Southern	W	8-0
Mar. 26	Georgia Southern	W	4-3
Mar. 29	Boston College*	W	1-0
Mar. 29	Boston College*	L	1-6
Mar. 30	Boston College*	W	6-0
Apr. 2	Florida A&M	W	18-0
Apr. 5	at Maryland*	L	1-3
Apr. 5	at Maryland*	W	3-0
Apr. 6	at Maryland*	L	3-4
Apr. 9	at UCF	L	0-2
Apr. 9	at UCF	L	1-4
Apr. 12	Georgia Tech*	L	2-5
Apr. 12	Georgia Tech*	W	10-2
Apr. 13	Georgia Tech*	L	2-6
Apr. 16	Florida	L	1-6
Apr. 16	Florida	L	4-14
Apr. 18	Virginia Tech*	L	0-3
Apr. 19	Virginia Tech*	L	1-3
Apr. 19	Virginia Tech*	W	2-0
Apr. 26	NC State*	W	1-0
Apr. 26	NC State*	W	4-3
Apr. 27	NC State*	W	10-1
Apr. 30	at Michigan	L	2-6
Apr. 30	at Michigan	L	4-8

ACC Championship

May 8	vs. Boston College	W	5-1
May 10	vs. Virginia Tech	L	0-2

NCAA Tuscaloosa Regional

May 15	vs. Jacksonville State	L	3-4
May 16	vs. UT-Chattanooga	W	5-3
May 16	vs. Jacksonville State	L	1-10

2009

(44-16, 17-4 ACC)

NCAA Regional

Date	Opponent	Result	Score
Feb. 6	vs. Iowa	W	6-0
Feb. 6	at Texas	L	2-3
Feb. 7	vs. Stephen F. Austin	W	4-3
Feb. 7	vs. Stephen F. Austin	W	10-5
Feb. 8	at Texas	W	6-4
Feb. 11	Florida A&M	W	5-0
Feb. 13	Appalachian State	W	6-0
Feb. 14	Miami (OH)	W	10-2
Feb. 15	Purdue	W	8-0
Feb. 15	Mississippi State	L	5-4
Feb. 18	South Alabama	W	6-1
Feb. 21	East Carolina	L	2-1
Feb. 21	Indiana	W	7-0
Feb. 22	UC-Riverside	W	13-2
Feb. 22	Michigan	W	6-5
Feb. 24	Michigan	L	0-1
Mar. 5	Bethune-Cookman	W	3-2
Mar. 6	Troy	W	2-0
Mar. 6	Liberty	W	11-3
Mar. 7	Middle Tenn. St.	W	6-1
Mar. 9	at North Carolina*	L	0-1
Mar. 10	at North Carolina*	W	6-2
Mar. 10	at North Carolina*	W	4-1
Mar. 12	vs. Washington	L	1-4
Mar. 12	vs. Oklahoma	L	1-3
Mar. 13	vs. Fresno State	L	0-1
Mar. 14	vs. Bowling Green	W	3-0
Mar. 15	vs. Texas	W	2-0
Mar. 18	Jacksonville	W	4-0
Mar. 18	Jacksonville	W	10-0
Mar. 23	at North Florida	W	7-0
Mar. 23	at North Florida	L	3-5
Mar. 24	at Florida A&M	W	5-1
Mar. 28	at Georgia Tech*	L	3-8
Mar. 28	at Georgia Tech*	L	0-3
Mar. 29	at Georgia Tech*	W	5-4
Apr. 4	Virginia Tech*	W	6-0
Apr. 4	Virginia Tech*	W	3-2
Apr. 5	Virginia Tech*	L	0-2
Apr. 7	Troy	W	8-0
Apr. 7	Troy	W	1-0
Apr. 8	at Florida	L	3-4
Apr. 11	Maryland*	W	1-0
Apr. 11	Maryland*	W	8-0
Apr. 12	Maryland*	W	1-0
Apr. 18	at NC State*	W	10-1
Apr. 18	at NC State*	W	1-0
Apr. 19	at NC State*	W	1-0
Apr. 25	Virginia*	W	3-1
Apr. 25	Virginia*	W	12-4
Apr. 26	Virginia*	W	5-1
May 2	at Boston College*	W	2-0
May 2	at Boston College*	W	1-0
May 3	at Boston College*	W	4-0

ACC Championship

May 8	vs. Boston College	W	2-0
May 9	vs. North Carolina	W	4-1
May 10	vs. Georgia Tech	L	1-3

NCAA Tallahassee Regional

May 15	vs. Oklahoma State	L	0-1
May 16	vs. Mississippi State	W	5-0
May 16	vs. Oklahoma State	L	0-1



YEAR-BY-YEAR RESULTS

2010 (44-18, 12-9 ACC) NCAA Regional

Date	Opponent	Result	Score
Feb. 11	Southern Miss	L	1-2
Feb. 13	Bowling Green	W	9-0
Feb. 13	Iona	W	9-1
Feb. 14	Mercer	W	2-1
Feb. 14	Bowling Green	W	8-1
Feb. 17	at Florida A&M	W	9-2
Feb. 19	Coastal Carolina	W	4-0
Feb. 20	South Dakota State	W	12-0
Feb. 20	Gardner-Webb	W	7-0
Feb. 20	Gardner-Webb	W	5-0
Feb. 21	South Dakota State	W	6-0
Feb. 24	at Jacksonville	W	8-0
Feb. 26	vs. Illinois	L	3-4
Feb. 26	vs. Southern Illinois	W	9-1
Feb. 27	vs. Miss. Valley State	W	8-3
Feb. 27	vs. Hofstra	W	8-0
Feb. 28	vs. Kent State	W	6-0
Mar. 5	vs. Eastern Michigan	W	8-0
Mar. 5	at Florida Atlantic	W	6-3
Mar. 6	vs. Connecticut	W	5-4
Mar. 6	vs. Michigan State	W	3-1
Mar. 7	vs. Miami (OH)	W	4-0
Mar. 9	vs. Michigan State	W	7-0
Mar. 13	North Carolina*	L	0-5
Mar. 13	North Carolina*	W	2-1
Mar. 14	North Carolina*	L	4-5
Mar. 16	FIU	W	8-3
Mar. 16	FIU	W	7-2
Mar. 18	Auburn	L	0-1
Mar. 19	vs. Texas Tech	L	1-2
Mar. 20	vs. Long Island	W	6-0
Mar. 20	vs. Northern Illinois	W	7-1
Mar. 21	vs. Syracuse	W	3-0
Mar. 24	at Georgia	W	4-3
Mar. 27	Boston College*	W	4-0
Mar. 27	Boston College*	W	6-0
Mar. 28	Boston College*	W	11-3
Apr. 3	at Maryland*	W	2-0
Apr. 3	at Maryland*	W	3-2
Apr. 4	at Maryland*	L	2-6
Apr. 7	at UCF	W	6-1
Apr. 10	NC State*	W	4-2
Apr. 10	NC State*	W	5-0
Apr. 11	NC State*	L	1-3
Apr. 14	Florida	L	4-8
Apr. 14	Florida	L	2-9
Apr. 17	at Virginia Tech*	L	7-8
Apr. 17	at Virginia Tech*	L	4-5
Apr. 18	at Virginia Tech*	W	3-1
Apr. 21	at South Alabama	W	2-0
Apr. 24	Georgia Tech*	L	1-14
Apr. 24	Georgia Tech*	W	6-2
Apr. 25	Georgia Tech*	L	2-5
May 1	at Virginia*	L	1-2
May 1	at Virginia*	W	9-6
May 2	at Virginia*	W	2-1
ACC Championship			
May 14	vs. Maryland	W	3-0
May 15	at Virginia Tech	W	5-3
May 16	vs. Georgia Tech	L	4-8
NCAA Athens Regional			
May 21	vs. Radford	W	10-1
May 22	at Georgia	L	2-5
May 22	vs. Radford	L	2-3

2011 (32-28, 9-11 ACC) ACC Champions NCAA Regional

Date	Opponent	Result	Score
Feb. 11	UNC-Greensboro	L	0-1
Feb. 11	St. John's	L	5-11
Feb. 12	Hofstra	W	5-1
Feb. 12	UNC-Greensboro	W	13-3
Feb. 13	Hofstra	L	0-2
Feb. 15	Florida A&M	W	8-5
Feb. 18	Georgia Southern	W	6-4
Feb. 18	Middle Tennessee	W	10-3
Feb. 19	Kentucky	W	2-0
Feb. 19	Middle Tennessee	W	11-1
Feb. 20	Kentucky	L	2-7
Feb. 24	vs. BYU	W	6-4
Feb. 24	vs. Oregon State	L	5-6
Feb. 25	vs. Northwestern	L	0-3
Feb. 26	vs. Long Beach State	W	4-1
Feb. 26	vs. San Diego State	L	2-10
Mar. 5	Wisconsin	W	7-1
Mar. 5	Utah	L	4-5
Mar. 6	Utah	W	7-3
Mar. 6	Wisconsin	W	9-0
Mar. 8	at Auburn	L	3-5
Mar. 11	vs. Mississippi State	L	8-9
Mar. 12	at Alabama	L	0-8
Mar. 12	vs. Mississippi State	L	7-8
Mar. 13	at Alabama	L	2-9
Mar. 16	South Alabama	W	6-0
Mar. 19	at NC State*	W	3-2
Mar. 19	at NC State*	L	2-4
Mar. 20	at NC State*	W	7-2
Mar. 23	at Florida A&M	W	9-2
Mar. 26	at North Carolina*	L	0-1
Mar. 26	at North Carolina*	L	2-3
Mar. 27	at North Carolina*	L	0-4
Apr. 2	Virginia Tech*	W	1-0
Apr. 2	Virginia Tech*	L	1-2
Apr. 3	Virginia Tech*	L	3-4
Apr. 6	at UCF	L	1-2
Apr. 9	Virginia*	W	8-0
Apr. 9	Virginia*	L	1-2
Apr. 10	Virginia*	W	6-1
Apr. 12	Mercer	W	5-4
Apr. 12	Mercer	W	3-0
Apr. 13	North Florida	W	9-7
Apr. 13	North Florida	W	6-1
Apr. 16	at Boston College*	W	7-1
Apr. 16	at Boston College*	W	11-4
Apr. 23	Maryland*	L	0-1
Apr. 23	Maryland*	L	4-7
Apr. 24	Maryland*	W	5-0
May 4	at Florida	L	0-1
May 7	at Georgia Tech*	L	3-11
May 7	at Georgia Tech*	L	2-7
May 8	at Georgia Tech*	W	9-4
ACC Championship			
May 13	vs. Virginia Tech	W	9-2
May 14	vs. Virginia	W	12-5
May 15	vs. North Carolina	W	4-1
NCAA Athens Regional			
May 20	vs. UAB	L	0-2
May 21	vs. Georgia State	W	6-1
May 21	vs. UAB	W	13-1
May 22	at Georgia	L	2-10

2012 (47-16, 16-5 ACC) NCAA Regional

Date	Opponent	Result	Score
Feb. 10	Stephen F. Austin	W	4-3 (8)
Feb. 10	Mississippi	W	10-6
Feb. 11	Tennessee Tech	W	5-2
Feb. 11	Tennessee Tech	W	8-0
Feb. 12	Mississippi	W	8-0
Feb. 17	Western Carolina	W	9-1
Feb. 18	Coastal Carolina	W	6-1
Feb. 18	North Dakota State	W	2-1
Feb. 19	Mercer	W	3-0
Feb. 22	UCF	W	6-2(9)
Feb. 24	vs. St. John's	W	5-1
Feb. 24	vs. Wisconsin	W	6-2
Feb. 25	vs. Southern Illinois	W	2-0
Feb. 25	vs. Marshall	W	4-1
Feb. 26	vs. Wisconsin	W	2-1
Mar. 2	vs. UC Santa Barbara	W	5-1
Mar. 3	vs. Radford	L	2-3
Mar. 3	at Hawaii	L	1-2
Mar. 4	vs. UC Santa Barbara	W	13-4
Mar. 4	at Hawaii	L	0-1
Mar. 10	NC State*	W	7-1
Mar. 10	NC State*	W	8-0
Mar. 11	NC State*	W	6-0
Mar. 13	UT-Chattanooga	W	1-0
Mar. 17	vs. Northwestern	W	1-0
Mar. 17	vs. Fairfield	W	2-0
Mar. 18	vs. Rutgers	L	0-1
Mar. 18	at USF	L	1-2
Mar. 20	Jacksonville	W	6-0
Mar. 20	Jacksonville	W	7-1
Mar. 21	at Florida A&M	W	10-1
Mar. 24	at Virginia*	W	5-0
Mar. 24	at Virginia*	W	2-0
Mar. 25	at Virginia*	W	3-1
Mar. 29	Florida Gulf Coast	W	5-0
Mar. 29	Florida Gulf Coast	W	7-1
Apr. 1	North Carolina*	L	2-4
Apr. 2	North Carolina*	W	3-1
Apr. 4	Florida	L	1-9
Apr. 6	at Virginia Tech*	L	5-11
Apr. 7	at Virginia Tech*	W	7-3
Apr. 7	at Virginia Tech*	W	3-1
Apr. 10	Florida A&M	W	5-3
Apr. 12	South Alabama	L	1-3
Apr. 15	Georgia Tech*	L	4-5
Apr. 15	Georgia Tech*	W	7-6
Apr. 16	Georgia Tech*	W	4-3
Apr. 18	at LSU	W	8-1
Apr. 19	at Troy	L	3-4
Apr. 21	Boston College*	W	12-4
Apr. 22	Boston College*	W	2-0
Apr. 22	Boston College*	W	5-0
May 1	at North Florida	W	8-1
May 1	at North Florida	W	5-0
May 5	at Maryland*	W	4-3
May 5	at Maryland*	L	1-4
May 6	at Maryland*	L	3-4 (10)
ACC Championship			
May 10	vs. NC State	W	6-2
May 11	vs. Georgia Tech	L	1-9
NCAA Los Angeles Regional			
May 18	vs. San Diego State	L	0-1
May 19	vs. UCLA	W	2-1
May 19	vs. San Diego State	L	0-1

2013 (44-19, 18-2 ACC) NCAA Super Regional

Date	Opponent	Result	Score
Feb. 8	Florida A&M	W	4-0
Feb. 9	North Florida	W	3-1
Feb. 10	Bethune-Cookman	W	20-0
Feb. 10	Jacksonville	W	8-0
Feb. 15	Tulsa	L	2-3(8)
Feb. 15	Arkansas	W	9-1
Feb. 16	Hofstra	W	9-1
Feb. 16	Hofstra	W	4-0
Feb. 17	Tulsa	L	1-4
Feb. 20	at UCF	W	10-3
Feb. 22	vs. LIU Brooklyn	W	15-1
Feb. 22	vs. Washington	L	0-2
Feb. 23	vs. Oklahoma	L	0-6
Feb. 24	vs. Nebraska	L	0-2
Feb. 24	vs. Stanford	L	1-3
Feb. 28	Troy	W	12-6
Mar. 1	Southern Miss	L	1-2
Mar. 1	Troy	L	3-6
Mar. 2	Appalachian State	W	8-7
Mar. 2	Appalachian State	W	3-0
Mar. 3	Troy	W	8-0
Mar. 9	at NC State*	W	4-0
Mar. 9	at NC State*	W	11-2
Mar. 10	at NC State	W	2-0
Mar. 12	FIU	W	11-2
Mar. 12	FIU	W	7-4
Mar. 13	Tennessee State	W	8-0
Mar. 15	Minnesota	L	2-3
Mar. 16	Georgia Southern	W	4-0
Mar. 17	Minnesota	W	4-3
Mar. 17	Georgia Southern	W	12-3
Mar. 19	at Auburn	W	6-3
Mar. 22	North Carolina*	L	4-5
Mar. 24	North Carolina*	W	9-1
Mar. 24	North Carolina*	W	3-1
Mar. 27	at Florida	L	3-7(8)
Mar. 30	at Maryland*	L	4-5
Mar. 30	at Maryland*	W	13-1
Mar. 31	at Maryland*	W	14-9
Apr. 3	LSU	L	4-5
Apr. 6	Boston College*	W	10-0
Apr. 6	Boston College*	W	4-0
Apr. 7	Boston College*	W	7-3
Apr. 10	at South Alabama	L	0-4
Apr. 14	Virginia*	W	3-2(8)
Apr. 14	Virginia*	W	10-2
Apr. 15	Virginia*	W	2-0
Apr. 17	Florida	L	0-8
Apr. 20	at Virginia Tech*	W	4-2
Apr. 20	at Virginia Tech*	W	11-0
Apr. 21	at Virginia Tech*	W	4-3
Apr. 27	at Georgia Tech*	W	4-1(8)
Apr. 27	at Georgia Tech*	W	8-0
ACC Championship			
May 9	vs. Boston College	W	6-0
May 10	vs. North Carolina	W	3-0
May 11	vs. NC State	L	0-1
NCAA Mobile Regional			
May 17	vs. Mississippi State	W	5-2
May 18	vs. South Alabama	W	2-1
May 19	vs. South Alabama	L	0-3
May 19	vs. South Alabama	W	7-6(8)
NCAA Austin Super Regional			
May 25	vs. Texas	L	2-3
May 26	vs. Texas	L	0-4

* - Conference Game



SERIES RECORDS

ACC SERIES RECORDS

BOSTON COLLEGE: (FSU LEADS 25-2)

Home: 16-2...Away: 7-0...Neutral: 2-0
ACC: 20-2

2001	W	1-0	H
	W	5-4	H
	L	5-7	H*
	W	8-0 (6)	H*
	W	7-5	H*
2007	W	9-0	A*
	W	6-3	A*
2008	W	1-0	H*
	L	1-6	H*
	W	6-0	H*
	W	5-1	N#
2009	W	2-0	A*
	W	1-0	A*
	W	4-0	A*
	W	2-0	N#
2010	W	4-0	H*
	W	6-0	H*
	W	11-3	H*
2011	W	7-1	A*
	W	11-4	A*
2012	W	12-4	H*
	W	2-0	H*
	W	5-0	H*
2013	W	10-0	H*
	W	4-0	H*
	W	7-3	H*
	W	6-0	H#

GEORGIA TECH: (FSU LEADS 48-26)

Home: 17-9...Away: 16-10...Neutral: 15-7
ACC: 37-16

1990	W	10-0	N
1992	W	10-0	N*
	W	6-0	N#
1993	W	3-0	A*
	W	2-0	A*
	W	12-0	N#
	W	11-0	N#
1994	W	6-1	H*
	W	2-1	H*
	W	11-0	N*
	W	2-1	N#
1995	W	9-4	A*
	W	10-1	A*
	W	2-1	N#
	W	5-2	N#
1996	W	2-0	H*
	L	1-3	H*
	W	5-4	N#
1997	W	5-1	A*
	W	8-5	A*
1998	W	3-2	H*
	W	4-1	H*
1999	W	7-0	A*
	W	8-5	A*
2000	L	1-2	H*
	L	2-8	H*
2001	W	7-0	A*
	L	1-2 (8)	A*
2002	W	7-3	H*
	W	4-2	H*
	L	0-2	N#
	L	0-7	N^
	W	3-2 (9)	N^
	W	6-1	N^
2003	W	4-0	A*
	W	6-0	A*
	W	5-3	N#
2004	W	4-0	H*
	W	2-1	H*
	W	3-2	H*
	W	4-0	H#
2005	L	0-2	A*
	L	1-3	A*
	L	0-5	A*
2006	W	9-1 (5)	H*
	L	3-8	H*
	W	7-4	H*
	W	10-1 (5)	N#
	L	3-4	N#
	W	7-4	N#
2007	W	8-0	A*
	L	9-1(6)	A*
	L	7-6	A*
	L	6-3	N#
2008	L	2-5	H*
	W	10-2	H*
	L	2-6	H*
2009	L	3-8	A*

	L	0-3	A*
	W	5-4	A*
	L	3-1	N#
2010	L	1-14	H*
	W	6-2	H*
	L	2-5	H*
	L	4-8	N#
2011	L	3-11	A*
	L	2-7	A*
	W	9-4	A*
2012	L	4-5	H*
	W	7-6	H*
	W	4-3	H*
	L	1-9	N#
2013	W	4-1 (8)	A*
	W	8-0	A*

MARYLAND: (FSU LEADS 45-14)

Home: 21-4...Away: 13-9...Neutral: 11-1
ACC: 31-14

1996	W	4-0	A*
	W	6-2	A*
	W	8-0	N
	W	3-0	N#
1997	W	1-0	H*
	W	3-0	H*
	W	4-3	N#
	L	1-2	N#
1998	L	3-5	A*
	W	9-1	A*
	W	1-0	N#
1999	W	2-0	H
	W	4-1	H*
	L	3-5	H*
2000	W	6-2	N#
	W	3-0	N#
	W	10-3	A*
	W	3-2	A*
2001	W	5-3	N*
	W	5-0	H*
	W	10-1	H*
	W	2-1 (11)	N#
	W	4-0	N#
2002	W	2-1	H
2003	W	6-2	H*
	W	3-2 (10)	H*
2004	W	7-0	H*
	W	2-1	H*
2005	W	1-0 (9)	H*
	L	2-7	H*
	W	2-0	H*
	L	0-2	A#
2006	W	6-5	H*
	L	4-6	A*
	W	4-1	A*
	W	8-4	A*
2007	W	4-2(14)	H*
	W	6-0	H*
	W	8-0(5)	H*
	W	7-4	N#
2008	L	1-3	A*
	W	3-0	A*
	L	3-4	A*
2009	W	1-0	H*
	W	8-0	H*
	W	1-0	H*
2010	W	2-0	A*
	W	3-2 (8)	A*
	L	2-6	A*
	W	3-0	N#
2011	L	0-1	H*
	L	4-7	H*
	W	5-0	H*
2012	W	4-3	A*
	L	1-4	A*
	L	3-4 (10)	A*
2013	L	4-5	A*
	W	13-1	A*
	W	14-9	A*

NORTH CAROLINA: (FSU LEADS 59-24)

Home: 21-9...Away: 20-11...Neutral: 18-4
ACC: 32-18

1984	W	1-0	A
	W	5-0	A
	W	3-1	N
1986	W	1-0	N
1988	W	4-2	H
	W	8-4	H
	W	2-1(8)	N
1989	L	1-2	H
	W	3-1	N
1990	W	1-0	N
1991	W	5-0	N
1992	W	12-1	N*
	L	0-1	A*

	W	11-0	N#
1994	W	5-1	A*
	W	6-2	A*
	L	0-1	A*
	W	6-5	N#
1995	W	6-3	H*
	W	3-1	H*
	W	8-2	N
	W	15-0	A
	W	2-1	A
	W	4-0	N#
1996	L	2-3	A*
	L	4-5	A*
	W	2-0	N
	W	3-1	N#
1997	W	6-0	A*
	W	12-4	A*
	W	5-4	N#
1998	W	3-2	H*
	W	7-6	H*
1999	L	0-6	A*
	W	8-3	A*
	W	2-1	N#
2000	W	10-9	H*
	W	5-4	H*
2001	W	2-0	A*
	W	5-0	A*
	L	2-3 (8)	N
	L	0-2	N#
	L	1-4	N#
2002	W	7-6 (8)	H*
	W	9-5	H*
	W	3-2	N#
	L	2-5	N#
2003	W	1-0	A*
	W	4-0	A*
2004	W	1-0	H*
	W	5-0	H
	W	8-0	H#
2005	W	2-0	A*
	W	6-3	A*
	L	2-3	A*
2006	W	2-1	H*
	L	3-5	H*
	L	1-3	H*
2007	L	4-3	A*
	W	3-2	A*
	W	6-3	A*
	W	8-0(5)	N#
2008	W	2-0	H*
	L	1-5	H*
	L	4-7	H*
2009	L	1-0	A*
	W	6-2	A*
	W	4-1	A*
	W	4-1	A#
2010	W	0-5 (8)	H*
	W	2-1	H*
2011	L	4-5 (11)	H*
	L	0-1	A*
	L	2-3	A*
	L	0-4	A*
	W	4-1	N#
2012	W	8-3	H*
	L	2-4	H*
	W	3-1	H*
2013	L	4-5	H*
	W	9-1	H*
	W	3-1	H*
	W	3-0	H#

NC STATE: (FSU LEADS 23-10)

Home: 11-4...Away: 10-4...Neutral: 2-2
ACC: 16-6

2004	W	8-0	H*
	W	4-0	H*
2005	W	5-2	A*
	L	1-2	A*
2006	L	0-2 (9)	H*
	L	5-6	H*
	W	2-0	H*
	W	6-0	N#
	L	1-4	N#
2007	L	6-3	N
	W	4-0	A*
	L	4-2	A*
	L	3-2	A*
2008	W	1-0	H*
	W	4-3	H*
	W	10-1	H*
2009	W	10-1	A*
	W	1-0	A*
	W	1-0	A*
2010	W	4-2	H*
	W	5-0	H*
	L	1-3	H*
2011	W	3-2	A*
	L	2-4	A*

	W	7-2	A*
2012	W	7-1	H*
	W	8-0	H*
	W	6-0	H*
	W	6-2	N#
2013	W	4-0	A*
	W	11-1	A*
	W	2-0	A*
	L	0-1	H#

NOTRE DAME: (FSU LEADS 3-2)

Home: 1-1...Away: 0-0...Neutral: 2-1

1991	W	7-0	N
1994	W	3-0	N
1996	L	0-1	H
2004	W	4-3	H
2006	L	0-1	N

PITT: (FSU LEADS 2-0)

Home: 2-0...Away: 0-0...Neutral: 0-0

2002	W	7-0	H
2003	W	7-1	H

SYRACUSE: (FSU LEADS 6-2)

Home: 4-1...Away: 0-0...Neutral: 2-1

2001	W	3-2	H
2002	W	6-3	N
2003	W	6-1	H
2005	W	5-4 (8)	H
	L	1-2	H
	L	3-4 (8)	N
2007	W	8-0	H
2010	W	3-0	N

VIRGINIA: (FSU LEADS 73-17)

Home: 38-5...Away: 17-6...Neutral: 18-6
ACC: 47-9

1986	W	4-0	H
	L	1-2	H
1987	W	7-0	H
	L	2-5	H
1988	W	4-0	N
	W	5-0	H
	W	7-1	H
1989	W	4-2	H
	W	5-1	H
	W	2-0	N
1990	W	1-0	H
	W	5-0	H
1991	W	9-1	H
	W	2-1	H
	L	1-2	N
	L	0-2	N
1992	W	10-0	N*
	L	0-1	H*
	W	5-2	H*
	W	11-1	N#
1993	W	7-0	H*
	W	3-2	N*
	L	0-1	N#
	W	2-0	N#
	W	4-2	N#
1994	W	7-0	N*
	W	4-3	H*
	W	9-4	N*
	W	8-0	A*
	L	4-5	A*
	L	0-2	N#
	W	1-0	N#
	L	0-3	N#
1995	W	2-1	N
	W	3-2	H*
	W	3-0	H*
1996	W	8-0	A*
	W	5-4	A*
1997	W	8-0	H*
	L	3-6	H*
1998	L	1-4	A*
	L	0-3	A*
	W	10-0	N#
	W	2-1	N#
1999	W	8-2	H*
	W	2-1	H*
	W	1-0	N#
	W	3-0	N#
2000	L	2-4	N#
	W	3-1	N#
	W	2-0	N#
	W	3-2	A*
	W	6-2	A*
2001	W	8-0	H*



SERIES RECORDS

.....W.....	10-2H*
2002.....W.....	4-0A*
.....W.....	6-3A*
2003.....W.....	5-0H*
.....W.....	12-1H*
.....W.....	10-1H#
.....W.....	10-2H#
2004.....W.....	1-0A*
.....L.....	4-5A*
2005.....W.....	5-3H*
.....W.....	4-0H*
.....W.....	3-2H*
2006.....L.....	0-1A*
.....W.....	8-5A*
2007.....W.....	8-2H*
.....W.....	4-2H*
.....W.....	8-0H*
2008.....W.....	9-1A*
.....W.....	8-3A*
.....W.....	5-1A*
2009.....W.....	3-1H*
.....W.....	12-4H*
.....W.....	5-1H*
2010.....L.....	1-2A*
.....W.....	9-6A*
.....W.....	2-1A*
2011.....W.....	8-0H*
.....L.....	1-2H*
.....W.....	6-1H*
.....W.....	12-5N#
2012.....W.....	5-0A*
.....W.....	2-0A*
.....W.....	3-1A*
2013.....W.....	3-2 (8)H*
.....W.....	10-2H*
.....W.....	2-0H*

VIRGINIA TECH: (FSU LEADS 17-15)

Home: 7-5...Away: 8-7...Neutral: 2-3
ACC: 15-12

2005.....W.....	4-2H*
.....W.....	3-2H*
.....W.....	5-2H*
.....L.....	2-3 (14)N#
2006.....L.....	0-2A*
.....L.....	2-10 (5)A*
.....W.....	9-6A*
2007.....L.....	0-1H*
.....W.....	10-2H*
.....L.....	0-1H*
.....L.....	0-4N#
2008.....L.....	0-3A*
.....L.....	1-3A*
.....W.....	2-0A*
.....L.....	0-2N#
2009.....W.....	6-0H*
.....W.....	3-2H*
.....L.....	0-2H*
2010.....L.....	7-8A*
.....L.....	4-5A*
.....W.....	3-1A*
.....W.....	5-3N#
2011.....W.....	1-0H*
.....L.....	1-2 (10)H*
.....L.....	3-4 (8)H*
.....W.....	9-2N#
2012.....L.....	5-11A*
.....W.....	7-3A*
.....W.....	3-1A*
2013.....W.....	4-2A*
.....W.....	11-0A*
.....W.....	4-3A*

NON-CONFERENCE

ADELPHI: (FSU LEADS 5-1)

Home: 2-0...Away: 0-0...Neutral: 3-1		
1985.....L.....	0-2N
1987.....W.....	1-0 (9)N^
.....W.....	3-1 (13)N^
1990.....W.....	4-0H
1992.....W.....	12-2N
.....W.....	5-0H

ALABAMA: (ALABAMA LEADS 4-2)

Home: 0-0...Away: 1-4...Neutral: 1-0		
1997.....W.....	2-0A
.....L.....	5-6A
1998.....W.....	4-1N
2007.....L.....	3-6A^
2011.....L.....	0-8A

APPALACHIAN STATE: (FSU LEADS 5-0)

Home: 4-0...Away: 0-0...Neutral: 1-0		
2007.....W.....	4-2N
2008.....W.....	2-0H
2009.....W.....	6-0H
2013.....W.....	8-7H
.....W.....	3-0H

ARIZONA: (ARIZONA LEADS 11-0)

Home: 0-0...Away: 0-2...Neutral: 0-9		
1991.....L.....	0-8A
1992.....L.....	0-2N
1995.....L.....	1-7A
.....L.....	0-15N^
1996.....L.....	4-8N
.....L.....	6-9N^
.....L.....	3-10N^
2002.....L.....	2-6 (11)N%
2003.....L.....	0-2N
2005.....L.....	0-6N
2008.....L.....	2-13N

ARIZONA STATE: (ASU LEADS 6-4)

Home: 0-0...Away: 0-2...Neutral: 4-4		
1986.....L.....	0-2N
1989.....L.....	3-7 (9)N
.....W.....	3-2N
1998.....L.....	1-6N
1999.....L.....	0-2N
2004.....W.....	1-0N
2006.....W.....	1-0 (10)N
.....L.....	1-6A^
.....L.....	1-5A^
2008.....W.....	3-2N

ARKANSAS: (FSU LEADS 2-0)

Home: 1-0...Away: 0-0...Neutral: 1-0		
1997.....W.....	4-0N
2013.....W.....	9-1H

ARMY: (FSU LEADS 1-0)

Home: 0-0...Away: 0-0...Neutral: 1-0		
2004.....W.....	10-0N

AUBURN: (FSU LEADS 13-7-1)

Home: 5-3...Away: 6-4-1...Neutral: 2-0		
1997.....W.....	2-0A
.....L.....	1-2A
1998.....W.....	5-1H
.....W.....	8-3H
1999.....W.....	4-2A
.....T.....	0-0A
2000.....W.....	7-0H
.....L.....	4-5H
2002.....W.....	5-4N
.....W.....	2-1N^
2003.....W.....	8-0H
.....W.....	3-2(10)H
2004.....L.....	1-0A
.....W.....	4-0A
2005.....W.....	5-0A^
.....W.....	2-0A^
2006.....L.....	2-7H
2007.....L.....	2-7A
2010.....L.....	0-1 (9)H
2011.....L.....	3-5A
2013.....W.....	6-3A

AUSTIN PEAY: (FSU LEADS 1-0)

Home: 0-0...Away: 0-0...Neutral: 1-0		
1990.....W.....	5-1N

BALL STATE: (FSU LEADS 8-0-1)

Home: 4-0...Away: 0-0...Neutral: 4-0-1		
1985.....T.....	0-0N
1986.....W.....	4-0H
.....W.....	3-2H
1991.....W.....	5-0H
1992.....W.....	2-0N

.....W.....	9-0N
1996.....W.....	4-2N
1997.....W.....	4-0N
2001.....W.....	1-0H

BAYLOR: (BAYLOR LEADS 2-4)

Home: 0-0...Away: 0-0...Neutral: 2-4		
1984.....L.....	2-3N
1985.....L.....	4-5N
1987.....W.....	10-0N
.....W.....	8-1N
2005.....L.....	5-9N^
.....L.....	3-5N^

BETHUNE-COOKMAN: (FSU LEADS 7-0)

Home: 4-0...Away: 2-0...Neutral: 1-0		
2000.....W.....	9-0A
.....W.....	1-0A
2001.....W.....	3-2H
.....W.....	6-2N^
2008.....W.....	14-3H
2009.....W.....	3-2H
2013.....W.....	20-0H

BOSTON UNIVERSITY: (FSU LEADS 1-0)

Home: 0-0...Away: 0-0...Neutral: 1-0		
2003.....W.....	2-1(9)N

BOWLING GREEN: (FSU LEADS 9-0)

Home: 8-0...Away: 0-0...Neutral: 1-0		
1987.....W.....	4-0H
.....W.....	12-2H
.....W.....	3-1H
1991.....W.....	2-0H
.....W.....	9-0H
1992.....W.....	4-0H
2009.....W.....	3-0N
2010.....W.....	9-0H
.....W.....	8-1H

BRADLEY: (FSU LEADS 9-0)

Home: 8-0...Away: 0-0...Neutral: 1-0		
1985.....W.....	2-0H
.....W.....	3-1H
.....W.....	1-0H
1987.....W.....	2-0N
1991.....W.....	2-0H
1992.....W.....	3-2H
1996.....W.....	4-1H
.....W.....	7-2H
1997.....W.....	4-0H

BRIGHAM YOUNG: (FSU LEADS 2-1)

Home: 0-0...Away: 1-1...Neutral: 1-0		
2005.....W.....	12-3A
.....L.....	2-5A
2011.....W.....	6-4N

BROWN: (FSU LEADS 2-0)

Home: 2-0...Away: 0-0...Neutral: 0-0		
1985.....W.....	14-0H
.....W.....	14-2H

CALIFORNIA: (CAL LEADS 11-1)

Home: 1-4...Away: 0-0...Neutral: 0-7		
1991.....L.....	0-4N
1992.....L.....	0-3N%
1998.....L.....	1-4N
1999.....L.....	0-4N
2000.....L.....	0-1H
.....L.....	0-1H
2001.....L.....	0-1H
.....W.....	2-1H
.....L.....	1-2 (10)H
2002.....L.....	0-1N%
2004.....L.....	4-2N%
2007.....L.....	6-13N

CAL POLY: (SERIES TIED 1-1)

Home: 0-0...Away: 0-0...Neutral: 1-1		
1993.....W.....	1-0N
2000.....L.....	4-5N

UC-RIVERSIDE: (FSU LEADS 2-0)

Home: 1-0...Away: 0-0...Neutral: 1-0		
2001.....W.....	8-0N
2009.....W.....	13-2H

UC-SANTA BARBARA: (FSU LEADS 2-0)

Home: 0-0...Away: 0-0...Neutral: 2-0		
2012.....W.....	5-1N
.....W.....	13-4N

CAL STATE FULLERTON: (FULLERTON LEADS 8-4)

Home: 0-0...Away: 2-5...Neutral: 2-3		
1987.....L.....	0-3N%
1992.....L.....	4-5A
1993.....W.....	4-1N
1994.....L.....	0-7A
1995.....L.....	5-9N
1996.....L.....	11-12N
1997.....W.....	4-2N
2002.....L.....	1-8A
2004.....W.....	3-0A
2006.....L.....	1-6A
2007.....L.....	3-4A
2008.....W.....	4-1A

CAL STATE NORTHRIDGE: (CSN LEADS 4-1)

Home: 1-0...Away: 0-0...Neutral: 0-4		
1991.....L.....	0-1N
1996.....L.....	1-2N
1998.....L.....	3-4N
2004.....W.....	1-0H^
2007.....L.....	3-4N

CAMPBELL: (FSU LEADS 9-0)

Home: 2-0...Away: 2-0...Neutral: 5-0		
1995.....W.....	4-0N
.....W.....	7-1N
1996.....W.....	6-1N
1997.....W.....	4-1N
1999.....W.....	5-0H
.....W.....	2-0H
2000.....W.....	7-1A
.....W.....	9-1A
2002.....W.....	8-0N

CENTRAL MICHIGAN: (FSU LEADS 8-2)

Home: 3-1...Away: 0-0...Neutral: 5-1		
1987.....L.....	0-1N%
1988.....W.....	6-2N
1990.....W.....	1-0N
1993.....W.....	5-0N
1998.....W.....	10-1N
.....W.....	11-4H
1999.....L.....	1-5H
2001.....W.....	3-1H
.....W.....	2-0H
2004.....W.....	9-0N

CHATTANOOGA: (FSU LEADS 1-0)

Home: 0-0...Away: 0-0...Neutral: 1-0

COASTAL CAROLINA: (FSU LEADS 7-0)

Home: 2-0...Away: 0-0...Neutral: 5-0		
1993.....W.....	8-0N
.....W.....	9-1N
1997.....W.....	12-2N
.....W.....	2-1N
2006.....W.....	7-2N^
2010.....W.....	4-0H
2012.....W.....	6-1H



SERIES RECORDS

COLLEGE OF CHARLESTON: (FSU LEADS 2-0)

Home: 2-0...Away: 0-0...Neutral: 0-0
2001.....W.....8-0.....H
.....W.....9-1.....H

COLORADO STATE: (SERIES TIED 1-1)

Home: 0-0...Away: 0-0...Neutral: 1-1
1999.....W.....3-2.....N
.....L.....4-5.....N

CONNECTICUT: (FSU LEADS 26-4)

Home: 20-2...Away: 3-0...Neutral: 3-2
1989.....W.....3-0.....H
1990.....L.....1-3.....H
1991.....W.....2-1.....H
.....W.....1-0.....H
.....W.....2-0.....N
1992.....W.....1-0.....A
.....W.....4-3.....A
1993.....W.....1-0.....H
.....W.....8-0.....H
.....L.....1-4.....N
.....L.....1-2.....N[^]
1994.....W.....4-1.....A
1996.....W.....3-0.....H
.....W.....6-0.....H
1997.....W.....10-3.....N
.....W.....2-1.....H
.....L.....0-1.....H
.....W.....8-2.....H
1998.....W.....6-4.....H
.....W.....9-0.....H
2001.....W.....8-0.....H
.....W.....3-0.....H
2004.....W.....8-0.....H
.....W.....7-4.....H
2006.....W.....8-2.....H
.....W.....1-0.....H
.....W.....5-3.....H
2008.....W.....2-1.....H
.....W.....2-1.....H
.....W.....7-0.....H
2010.....W.....5-4.....N

CREIGHTON: (FSU LEADS 2-1)

Home: 1-0...Away: 1-1...Neutral: 0-0
1988.....W.....4-0 (8).....A
.....L.....0-2.....A
1991.....W.....3-2.....H

DAVIS & ELKINS: (FSU LEADS 1-0)

Home: 0-0...Away: 0-0...Neutral: 1-0
1984.....W.....9-0.....N

DAYTON: (FSU LEADS 3-0)

Home: 0-0...Away: 0-0...Neutral: 3-0
1991.....W.....3-0.....N
2002.....W.....5-0.....N
.....W.....12-0.....N

DEPAUL: (SERIES TIED 1-1)

Home: 0-0...Away: 0-0...Neutral: 1-1
1999.....L.....3-5.....N
2002.....W.....11-5.....N

DETROIT: (FSU LEADS 3-0)

Home: 2-0...Away: 0-0...Neutral: 1-0
1985.....W.....5-0.....H
.....W.....6-1.....H
1991.....W.....9-0.....N

DRAKE: (FSU LEADS 2-0)

Home: 2-0...Away: 0-0...Neutral: 0-0
1993.....W.....6-0.....H
1996.....W.....1-0.....H

DREXEL: (FSU LEADS 4-0)

Home: 4-0...Away: 0-0...Neutral: 0-0
1991.....W.....2-0.....H
.....W.....7-1.....H
1992.....W.....3-0.....H
.....W.....4-0.....H

EAST CAROLINA: (FSU LEADS 21-2)

Home: 7-1...Away: 4-0...Neutral: 10-1
1984.....W.....2-0.....A
.....W.....3-0.....A
1986.....W.....3-0.....N
1987.....W.....10-0.....H
.....W.....2-1.....H
1989.....W.....5-0.....H
.....W.....5-0.....H
.....W.....3-0.....N
1990.....W.....7-2.....N
1991.....W.....13-0.....H
1992.....W.....5-2.....N
1993.....W.....13-0.....N
1994.....L.....0-1.....N
1995.....W.....10-2.....N
.....W.....4-3.....N
1996.....W.....2-1.....N
1997.....W.....10-0.....N
2000.....W.....1-0.....A
.....W.....7-0.....A
2001.....W.....2-0.....N
.....W.....9-2.....H
.....W.....9-0.....H
2009.....L.....2-1.....H

EAST CENTRAL COLLEGE: (FSU LEADS 2-0)

Home: 2-0...Away: 0-0...Neutral: 0-0
1984.....W.....8-0.....H
.....W.....10-0.....H

EASTERN ILLINOIS: (FSU LEADS 5-0)

Home: 5-0...Away: 0-0...Neutral: 0-0
1988.....W.....2-1.....H
.....W.....3-2.....H
.....W.....11-1.....H
1993.....W.....7-2.....H
1994.....W.....9-0.....H

EASTERN KENTUCKY: (FSU LEADS 1-0)

Home: 1-0...Away: 0-0...Neutral: 0-0
2005.....W.....13-5.....H

EASTERN MICHIGAN: (FSU LEADS 17-1)

Home: 10-0...Away: 1-1...Neutral: 6-0
1987.....W.....8-1.....N
1988.....W.....3-1.....H
.....W.....4-3.....H
.....W.....7-4.....N
1989.....W.....2-0.....H
.....W.....5-1.....H
1990.....W.....1-0.....H
.....W.....1-0.....H
1991.....W.....1-0.....N
.....W.....3-2.....N
1994.....W.....1-0.....H
1996.....W.....7-0.....H
1997.....W.....5-1.....H
1998.....W.....4-2.....H
2000.....W.....5-1.....N
2004.....W.....2-0.....A
.....L.....6-5.....A
2010.....W.....8-0.....N

ELON: (FSU LEADS 2-0)

Home: 0-0...Away: 2-0...Neutral: 0-0
2003.....W.....6-0.....A
.....W.....6-0.....A

FAIRFIELD: (FSU LEADS 1-0)

Home: 0-0...Away: 0-0...Neutral: 1-0
2012.....W.....2-0.....N

FIU: (FSU LEADS 12-2)

Home: 12-2...Away: 0-0...Neutral...0-0
1999.....W.....6-1.....H
.....W.....1-0.....H
2000.....L.....2-4.....H
.....W.....8-3.....H
2001.....L.....1-2.....H
.....W.....3-2.....H
2004.....W.....5-1.....H
.....W.....11-0.....H
2006.....W.....3-1.....H
.....W.....8-0.....H
2010.....W.....8-3.....H
.....W.....7-2.....H
2013.....W.....11-2.....H
.....W.....7-4.....H

FLORIDA: (FLORIDA LEADS 18-13)

Home: 6-9...Away: 6-9...Neutral: 1-0
1997.....L.....1-3.....A
.....W.....8-1.....A
1998.....L.....3-8.....H
.....W.....5-3.....H
1999.....L.....0-2.....A
.....W.....6-4.....A
2000.....W.....6-3.....H
.....L.....3-5.....H
2001.....W.....5-3.....A
.....W.....3-1.....A
.....W.....6-2.....N[^]
2002.....L.....1-7.....H
.....W.....6-1.....H
2003.....W.....5-0.....A
.....W.....7-3.....A
2004.....W.....2-0.....H
2005.....L.....4-7.....A
.....L.....0-2.....A
2006.....W.....4-0.....H
.....W.....6-5.....H
2007.....L.....1-5.....A
.....L.....3-4.....A
2008.....L.....1-6.....H
.....L.....4-14.....H
2009.....L.....3-4.....A
2010.....L.....4-8.....H
.....L.....2-9.....H
2011.....L.....0-1.....A
2012.....L.....1-9.....H
2013.....L.....3-7 (8).....A
.....L.....0-8.....H

FLORIDA A&M: (FSU LEADS 103-7)

Home: 55-2...Away: 47-5...Neutral: 1-0
1984.....W.....12-0.....H
.....W.....9-0.....H
.....W.....10-0.....H
.....W.....11-1.....A
.....W.....11-0.....A
1985.....W.....3-0.....A
.....W.....5-0.....A
.....W.....3-0.....A
.....W.....1-0.....H
.....W.....8-0.....H
1987.....W.....8-1.....H
.....W.....6-3.....H
.....W.....17-0.....A
.....W.....7-1.....A
1988.....W.....14-3.....A
.....W.....11-0.....A
.....W.....7-0.....H
.....W.....3-0.....H
.....W.....2-1.....H
1989.....W.....11-0.....A
.....W.....4-0.....A
.....W.....3-0.....H
.....W.....4-1.....H
1990.....W.....6-2.....A
.....W.....4-0.....A
.....W.....10-0.....H
.....W.....2-0.....H
1991.....W.....8-0.....A
.....W.....4-0.....A
.....W.....7-1.....H
.....W.....11-1.....H
1992.....W.....12-0.....A
.....W.....10-0.....A
.....W.....7-0.....H
1993.....W.....7-0.....A
.....W.....10-0.....A
.....W.....10-0.....H
.....W.....4-1.....H
1994.....W.....3-0.....A

.....W.....8-0.....H
.....W.....7-0.....A
.....W.....8-0.....H
1995.....W.....8-0.....H
.....W.....9-0.....A
.....W.....10-0.....A
.....W.....6-0.....H
1996.....W.....8-0.....H
.....W.....7-2.....A
.....W.....13-0.....A
.....W.....4-0.....H
1997.....W.....7-0.....A
.....W.....8-0.....H
.....L.....1-2.....A
.....W.....7-0.....H
1998.....W.....4-2.....A
.....W.....6-0.....H
.....L.....1-3.....H
.....W.....4-1.....A
1999.....L.....2-3.....A
.....W.....2-1.....A
.....W.....10-1.....H
.....L.....3-8.....H
2000.....W.....9-0.....A
.....W.....8-7.....H
.....W.....3-0.....H
.....W.....9-1.....H
.....W.....7-0.....A
2001.....W.....1-0.....H
.....W.....11-0.....N
.....L.....4-5.....A
.....W.....7-0.....H
.....W.....6-0.....A
.....W.....12-0.....H
2002.....W.....7-3.....A
.....W.....2-1.....A
.....W.....6-0.....H
.....W.....18-3.....H
2003.....W.....13-2.....H
.....W.....5-0.....A
.....W.....9-2.....A
.....W.....8-0.....H
2004.....W.....9-1.....H
.....W.....8-0.....H
.....W.....12-0.....A
.....W.....12-0.....A
.....W.....12-0.....H
2005.....W.....5-2.....A
.....L.....7-10.....A
.....W.....4-1.....H
.....W.....5-1.....H
2006.....W.....4-0.....H
.....W.....6-5.....H
.....W.....9-3.....H
.....L.....0-4.....A
.....W.....9-3.....H
2007.....W.....5-0.....H
.....W.....9-4.....H
.....W.....8-0.....A
.....W.....9-1(15).....H
2008.....W.....9-1.....A
.....W.....18-0.....H
2009.....W.....5-0.....A
.....W.....5-1.....A
2010.....W.....9-2.....A
2011.....W.....8-5.....H
.....W.....9-2.....A
2012.....W.....10-1.....A
.....W.....5-3.....H
2013.....W.....4-0.....H

FLORIDA ATLANTIC: (FSU LEADS 9-7)

Home: 2-3...Away: 3-1...Neutral: 4-3
1996.....L.....0-1.....N
1997.....W.....5-1.....N
.....W.....4-0.....N
1999.....L.....4-8.....N
.....L.....0-1.....N
2000.....L.....2-3.....H
.....W.....2-0.....H
.....W.....2-0.....A
2001.....L.....1-2 (10).....A
.....W.....1-0.....A
.....W.....5-4 (8).....N
.....W.....2-0.....N[^]
2002.....L.....2-4.....H
.....W.....3-2.....H
.....L.....0-5.....H
2010.....W.....6-3.....A

FLORIDA GULF COAST: (FSU LEADS 2-0)

Home: 2-0...Away: 0-0...Neutral: 0-0
2012.....W.....5-0.....H
.....W.....7-1.....H



SERIES RECORDS

FLORIDA SOUTHERN: (FSU LEADS 3-0)

Home: 1-0...Away: 0-0...Neutral: 2-0

1986	W	7-0	N
	W	2-0	N
	W	7-3	H

FRESNO STATE: (FRESNO STATE LEADS 6-4)

Home: 1-0...Away: 0-1...Neutral: 3-5

1990	W	1-0	N%
1991	L	0-3	N%
1993	L	1-2	N
1997	L	0-2	N
1998	W	2-1	N
2000	L	0-2	N
	L	1-2	A
2004	W	3-0	H
2005	W	2-0	N
2009	L	0-1	N

FURMAN: (FSU LEADS 10-1)

Home: 5-0...Away: 2-0...Neutral: 3-1

1985	W	13-0	H
1986	W	3-2	H
	L	0-1	N
1987	W	1-0 (8)	H
	W	8-2	N
1988	W	2-0	H
1989	W	5-0	N
1999	W	2-0	H
2000	W	8-0	N
2003	W	6-0	A
	W	12-0	A

GARDNER-WEBB: (FSU LEADS 2-0)

Home: 2-0...Away: 0-0...Neutral: 0-0

2010	W	7-0	H
	W	5-0	H

GEORGE MASON: (FSU LEADS 3-0)

Home: 1-0...Away: 0-0...Neutral: 2-0

1984	W	5-0	H
1985	W	5-0	N
1987	W	3-0	N

GEORGIA: (GEORGIA LEADS 7-6)

Home: 0-2...Away: 4-4...Neutral: 2-1

1998	W	6-5	N
1999	W	5-0	N
	L	0-5	A
	W	6-0	A
2002	L	2-3	N
2003	L	4-5(8)	H
2006	W	3-2	A^
	L	1-3	A^
	W	2-0	A^
2007	L	1-2	H
2010	W	4-3	A
	L	2-5	A^
2011	L	2-10	A^

GEORGIA SOUTHERN: (FSU LEADS 36-3)

Home: 23-0...Away: 12-3...Neutral: 1-0

1991	W	6-2	A
	W	5-1	A
	W	4-0	H
	W	9-1	H
1992	W	8-0	A
	W	13-3	A
	W	6-0	H
	W	2-0	H
1993	W	6-0	N
1994	W	10-1	H
	W	8-0	H
1996	W	2-1	H
	W	5-0	H
1997	W	8-0	A
	W	5-3	A
1998	W	6-2	H
	W	3-1	H
1999	L	1-3	A
	W	2-0	A
2000	W	8-0	H
	W	6-1	H

2001	W	8-0	A
	W	4-0	A
2002	W	7-0	H
	W	4-0	H
2003	W	7-2	A
	L	2-1	A
2004	W	8-0	H
	W	4-0	H
2005	L	0-1	A
	W	3-0	A
2006	W	3-2	H
	W	10-2 (5)	H
2007	W	11-2	A
2008	W	8-0	H
	W	4-3	H
2011	W	6-4	H
2013	W	4-0	H
	W	12-3	H

GEORGIA STATE: (FSU LEADS 16-1)

Home: 9-0...Away: 2-0...Neutral: 5-1

1985	W	7-0	N
1987	W	4-1	N
1988	W	5-0	H
	W	2-1	H
1990	W	2-0	H
	W	8-0	H
	L	0-1 (9)	N
1993	W	1-0	H
1998	W	8-0	N
2001	W	9-1	A
	W	10-0	A
2003	W	4-3 (8)	N
2006	W	5-2	H
2007	W	6-2	H
2008	W	1-0	H
	W	3-0	H
2011	W	6-1	N^

GRAMBLING: (FSU LEADS 5-0)

Home: 2-0...Away: 2-0...Neutral: 1-0

1984	W	7-0	A
	W	4-0	A
1985	W	11-0	H
	W	10-0	H
	W	7-0	N

HARVARD: (FSU LEADS 1-0)

Home: 0-0...Away: 0-0...Neutral: 1-0

2000	W	6-2	N
------	---	-----	---

HAWAII: (HAWAII LEADS 0-2)

Home: 0-0...Away: 0-2...Neutral: 0-0

2012	L	1-2	A
	L	0-1	A

HOFSTRA: (FSU LEADS 13-2)

Home: 5-1...Away: 0-0...Neutral: 8-1

1992	W	14-4	N
1993	W	6-0	N
	W	10-2	N
1994	W	3-2	H
	W	4-3	H
1995	W	5-1	N
	W	8-2	N
1997	L	1-2	N
1999	W	6-5	N
2008	W	1-0	N
2010	W	8-0	N
2011	W	5-1	H
	L	0-2	H
2013	W	9-1	H
	W	4-0	H

ILLINOIS: (ILLINOIS LEADS 2-1)

Home: 0-0...Away: 0-0...Neutral: 1-2

2001	L	0-1	N
	W	2-0	N
2010	L	3-4	N

ILLINOIS-CHICAGO: (FSU LEADS 3-2)

Home: 1-0...Away: 0-0...Neutral: 2-2

1994	W	3-0	N
1995	L	1-3	N
	W	1-0	N
	W	3-0	H
1998	L	1-3	N

ILLINOIS STATE: (FSU LEADS 6-1)

Home: 2-1...Away: 0-0...Neutral: 4-0

1989	W	2-0	H
1992	W	7-2	N
1994	L	2-3	H
1995	W	10-2	N
1996	W	4-1	N
2000	W	1-0	N
2004	W	11-3	H

INDIANA: (FSU LEADS 9-1)

Home: 5-0...Away: 0-0...Neutral: 4-1

1990	L	1-2	N
	W	1-0	H
	W	2-0	H
1991	W	3-1	N
	W	6-2	H
1994	W	3-2	H
1996	W	3-1	N
1997	W	3-2	N
1998	W	3-2	N
2009	W	7-0	H

INDIANA STATE: (FSU LEADS 2-0)

Home: 0-0...Away: 0-0...Neutral: 2-0

1995	W	8-0	N
1998	W	6-1	N

IONA: (FSU LEADS 1-0)

Home: 1-0...Away: 0-0...Neutral: 0-0

2010	W	9-1	H
------	---	-----	---

IOWA: (FSU LEADS 6-3)

Home: 0-0...Away: 0-0...Neutral: 6-3

1990	L	0-5	N
1993	W	3-0	N
	W	5-3	N^
1995	L	0-4	N
1997	L	1-7	N
2000	W	4-1	N^
	W	4-2	N^
2008	W	2-0	N
2009	W	6-0	N

IOWA STATE: (FSU LEADS 10-0)

Home: 9-0...Away: 0-0...Neutral: 1-0

1994	W	3-2	H
1995	W	2-0	H
2001	W	4-0	H
	W	6-0	H
2002	W	7-0	N
2003	W	3-1	H
	W	6-2	H
2005	W	1-0	H
2006	W	5-0	H
	W	9-1 (6)	H

JACKSONVILLE: (FSU LEADS 16-4)

Home: 11-2...Away: 5-2...Neutral: 0-0

2003	W	9-0	H
	W	2-0	H
2004	W	3-2	A
	L	1-2	A
2005	L	2-5	H
	W	11-0	H
2006	W	8-1	A
	L	1-2	A
2007	W	10-2(5)	H
	W	8-0(6)	H
	W	3-0	H
2008	L	2-5	H
	W	10-0	A
	W	3-1	A
2009	W	4-0	H

	W	10-0	H
2010	W	8-0	A
2012	W	6-0	H
	W	7-1	H
2013	W	8-0	H

JACKSONVILLE STATE: (FSU LEADS 4-2)

Home: 2-0...Away: 2-0...Neutral: 0-2

2001	W	4-1 (10)	A
	W	12-2	A
2002	W	3-0	H
	W	6-1	H
2008	L	3-4	N^
	L	1-10	N^

KANSAS: (FSU LEADS 6-5)

Home: 1-2...Away: 0-0...Neutral: 5-3

1988	W	2-1	N
	L	2-4	N
1989	W	3-2	N
	W	1-0	N
1993	L	0-1	N^
	W	5-0	N^
	W	2-1	N^
1994	L	2-4	N
2000	L	1-4	H
2002	W	5-4	H
2007	L	0-1	H

KENT STATE: (FSU LEADS 6-1)

Home: 5-1...Away: 0-0...Neutral: 1-0

1987	W	16-0	H
1992	W	6-0	H
	W	2-1	H
	W	8-0	H
2001	W	4-0	H
2006	L	2-4	H
2010	W	6-0	N

KENTUCKY: (SERIES TIED 1-1)

Home: 1-1...Away: 0-0...Neutral: 0-0

2011	W	2-0	H
	L	2-7	H

LEHIGH: (FSU LEADS 1-0)

Home: 0-0...Away: 0-0...Neutral: 1-0

2005	W	5-1	N
------	---	-----	---

LIBERTY: (FSU LEADS 2-0)

Home: 1-0...Away: 1-0...Neutral: 0-0

1984	W	9-0	A
2009	W	11-3	H

LIMESTONE: (FSU LEADS 4-0)

Home: 0-0...Away: 0-0...Neutral: 4-0

1986	W	4-0	N
	W	1-0	N
1987	W	6-0	N
	W	11-0	N

LIPSCOMB: (FSU LEADS 2-0)

Home: 2-0...Away: 0-0...Neutral: 0-0

2008	W	5-1	H
	W	11-3	H

LIU BROOKLYN: (FSU LEADS 1-0)

Home: 0-0...Away: 0-0...Neutral: 1-0

2013	W	15-1	N
------	---	------	---

LONG BEACH STATE: (FSU LEADS 4-2)

Home: 0-0...Away: 0-0...Neutral: 4-2

1996	L	1-2	N
2000	W	2-0	N^
2003	W	4-0	N
2005	W	5-1	N
2008	L	2-6	N



SERIES RECORDS

2011.....W.....4-1.....N

LONG ISLAND: (FSU LEADS 2-0)

Home: 1-0..Away: 0-0..Neutral: 1-0
2004.....W.....4-0.....H^
2010.....W.....6-0.....N

LOUISIANA: (SERIES TIED 9-9)

Home: 2-2..Away: 0-0..Neutral: 7-7
1984.....W.....1-0.....H
1989.....W.....4-2.....N
1990.....L.....1-2 (10).....H
.....W.....4-3.....N^
.....W.....2-1.....N^
1991.....W.....3-0.....N
.....W.....1-0.....N^
1992.....W.....1-0.....N^
.....L.....1-0.....N^
1993.....L.....1-2.....H
.....W.....2-1.....H
1994.....L.....3-12.....N
2000.....L.....1-9.....N
.....L.....1-2.....N
.....L.....2-6.....N
2003.....L.....0-3.....N
2004.....L.....1-0.....N
2006.....L.....0-14 (5).....N

LOUISIANA TECH: (LA. TECH LEADS 11-2-2)

Home: 1-1..Away: 0-0..Neutral: 1-10-2
1984.....T.....0-0.....N
1985.....T.....0-0.....N
.....L.....1-2.....N
.....L.....3-4.....N
1986.....L.....0-4.....N^
.....L.....0-1.....N^
1987.....W.....2-1.....N
1988.....L.....0-7.....N
.....L.....1-6.....N^
1989.....L.....0-1 (10).....N
.....L.....0-1 (10).....N
.....L.....1-3.....N^
1994.....W.....2-0.....H
1997.....L.....2-6.....N
.....L.....2-3.....H

LOUISVILLE: (FSU LEADS 3-2)

Home: 2-2..Away: 0-0..Neutral: 1-0
2002.....W.....4-1.....N
2004.....W.....8-0.....H
2006.....L.....3-12 (6).....H
2008.....L.....3-4.....H
.....W.....6-4.....H

LSU: (LSU LEADS 3-2)

Home: 1-1..Away: 1-0..Neutral: 0-2
1998.....W.....4-2.....H
2004.....L.....3-4.....N
.....L.....1-2.....N%
2012.....W.....8-1.....A
2013.....L.....4-5.....H

MAINE: (FSU LEADS 11-0)

Home: 10-0..Away: 0-0..Neutral: 1-0
1986.....W.....1-0.....H
.....W.....10-0.....H
1988.....W.....1-0.....H
1990.....W.....7-0.....H
2002.....W.....6-2.....N
.....W.....1-0.....H
2004.....W.....7-0.....H
.....W.....2-1.....H
2005.....W.....1-0.....H
.....W.....5-2.....H
2007.....W.....9-1 (5).....H

MARSHALL: (FSU LEADS 3-0)

Home: 2-0..Away: 0-0..Neutral: 1-0
1995.....W.....8-0.....H
.....W.....7-0.....H
2012.....W.....4-1.....N

MASSACHUSETTS: (FSU LEADS 12-5)

Home: 5-1..Away: 3-1..Neutral: 4-3
1991.....W.....2-0.....A
1992.....W.....3-1.....N
.....L.....2-4.....N%
1993.....W.....5-0.....A
1995.....W.....5-4.....H
.....W.....4-3.....H
.....L.....0-8.....A
.....W.....2-0.....A
1996.....W.....4-1.....N
.....W.....3-1.....H
1998.....W.....4-0.....N
.....W.....1-0.....H
1999.....L.....1-2.....H
.....L.....6-0.....H
2002.....L.....2-3.....N
2003.....L.....1-2.....N
2008.....W.....6-0.....N

MCNEESE ST: (MCNEESE ST LEADS 1-0)

Home: 0-0..Away: 0-0..Neutral: 0-1
1985.....L.....0-4.....N

MEMPHIS: (FSU LEADS 1-0)

Home: 1-0..Away: 0-0..Neutral: 0-0
2007.....W.....8-0 (6).....N

MERCER: (FSU LEADS 29-0)

Home: 17-0..Away: 12-0..Neutral: 0-0
1993.....W.....5-0.....H
.....W.....7-0.....H
1994.....W.....9-3.....H
.....W.....6-0.....H
.....W.....6-0.....A
.....W.....5-0.....A
1995.....W.....3-0.....H
.....W.....10-2.....H
1996.....W.....4-1.....A
.....W.....5-2.....A
1997.....W.....1-0.....H
.....W.....5-1.....H
1998.....W.....5-1.....A
.....W.....9-1.....A
1999.....W.....9-0.....H
.....W.....10-0.....H
2000.....W.....7-0.....A
.....W.....7-4.....A
2001.....W.....4-0.....H
.....W.....8-0.....H
2002.....W.....2-0.....A
.....W.....2-1.....A
2002.....W.....11-0.....H
2004.....W.....5-1.....A
.....W.....8-2.....A
2010.....W.....2-1.....H
2011.....W.....5-4.....H
.....W.....3-0.....H
2012.....W.....3-0.....H

MIAMI (OHIO): (FSU LEADS 13-6)

Home: 10-6..Away: 0-0..Neutral: 3-0
1987.....W.....3-0.....N
.....W.....3-2 (10).....N
1988.....W.....5-1.....H
1989.....L.....3-4.....H
.....L.....0-1.....H
.....W.....5-0.....H
1991.....W.....2-0.....H
.....L.....0-8.....H
.....W.....5-1.....H
1992.....L.....0-2.....H
1995.....W.....9-1.....H
1997.....W.....2-1.....H
1998.....L.....1-4.....H
.....L.....1-3.....H
1999.....W.....2-0.....H
.....W.....6-2.....H
2000.....W.....8-0.....H
2009.....W.....10-2.....H
2010.....W.....4-0.....N

MICHIGAN: (MICHIGAN LEADS 19-3)

Home: 3-12..Away: 0-4..Neutral: 0-3
1990.....W.....1-0.....H
.....L.....2-3.....H
1995.....L.....1-2.....H
.....L.....0-5.....H
1996.....L.....1-6.....H
1999.....L.....0-5.....N
2000.....L.....1-6.....H
2002.....L.....0-1.....H
2004.....W.....1-0.....H
.....L.....2-1.....A
.....L.....1-0.....A
2006.....L.....0-9 (6).....H
.....L.....3-6.....H
.....L.....0-5.....H
.....L.....3-11.....N
2007.....L.....4-3.....H
.....L.....3-2.....H
.....L.....4-2.....N
2008.....L.....2-6.....A
.....L.....4-8.....A
2009.....W.....6-5.....H
.....L.....1-0.....H

MICHIGAN STATE: (FSU LEADS 8-4)

Home: 2-2..Away: 0-1..Neutral: 6-1
1985.....W.....2-0.....H
.....W.....5-0.....H
1986.....W.....2-0.....N
1990.....W.....2-0.....N
1996.....W.....6-2.....N
1997.....L.....2-6.....N
1999.....L.....0-3.....H
.....L.....4-5.....A
2005.....W.....4-1.....N
2008.....L.....2-3.....H
2010.....W.....3-1.....N
.....W.....7-0.....N

MIDDLE TENNESSEE: (FSU LEADS 7-0)

Home: 6-0..Away: 0-0..Neutral: 1-0
2002.....W.....2-1 (10).....H
2003.....W.....11-0.....H
.....W.....6-3.....H
.....W.....5-0.....N
2009.....W.....6-1.....H
2011.....W.....10-3.....H
.....W.....11-1.....H

MILLIKIN: (FSU LEADS 1-0)

Home: 1-0..Away: 0-0..Neutral: 0-0
1985.....W.....6-0.....H

MINNESOTA: (FSU LEADS 5-1)

Home: 5-1..Away: 0-0..Neutral: 0-0
1993.....W.....3-1.....N
1999.....W.....5-0.....H
.....W.....5-2.....H
2004.....W.....3-0.....H
2013.....L.....2-3.....H
.....W.....4-3.....H

MISSISSIPPI: (FSU LEADS 3-1)

Home: 3-0..Away: 0-0..Neutral: 0-1
1998.....W.....4-2.....H
2000.....L.....2-3.....N
2012.....W.....10-6.....H
.....W.....8-0.....H

MISSISSIPPI STATE: (SERIES TIED 7-7)

Home: 3-3..Away: 2-0..Neutral: 2-4
1984.....W.....1-0.....A
.....W.....6-2.....A
.....W.....5-0.....H
1986.....W.....3-1.....H
1999.....L.....1-2.....N
2000.....L.....0-4.....N
2002.....L.....0-2.....H
2003.....L.....1-3.....H
2007.....W.....4-2.....N
2009.....L.....4-5.....H
.....W.....5-0.....H^

2011.....L.....8-9 (10).....N
.....L.....7-8.....N
2013.....W.....5-2.....N^

MISSISSIPPI VALLEY STATE: (FSU LEADS 1-0)

Home: 0-0..Away: 0-0..Neutral: 1-0
2010.....W.....8-3.....N

MISSISSIPPI U FOR WOMEN: (FSU LEADS 3-0)

Home: 0-0..Away: 3-0..Neutral: 0-0
1984.....W.....3-0.....A
.....W.....6-2.....A
.....W.....2-1.....A

MISSOURI: (MISSOURI LEADS 7-1)

Home: 0-2..Away: 0-2..Neutral: 1-3
1985.....L.....0-1.....N
1989.....W.....6-0.....N
1990.....L.....1-2.....H
.....L.....1-2 (10).....H
1992.....L.....1-2.....N
1998.....L.....1-3.....N
2005.....L.....2-3 (9).....A
.....L.....3-6.....A

NEBRASKA: (NEBRASKA LEADS 10-5)

Home: 1-1..Away: 0-4..Neutral: 4-5
1988.....L.....0-3.....A
.....L.....0-5.....A
1989.....L.....0-1.....A
.....L.....2-4.....A
1990.....W.....2-1.....H
1995.....L.....1-6.....N^
.....W.....6-2.....N^
1997.....W.....2-1.....N
1999.....L.....1-4.....N
.....L.....0-1.....N
2001.....L.....0-3.....H
2002.....W.....4-3.....N%
2004.....L.....1-0.....N
2007.....W.....2-1 (9).....N
2013.....L.....0-2.....N

NEVADA: (FSU LEADS 1-0)

Home: 1-0..Away: 0-0..Neutral: 0-0
1986.....W.....8-1.....H

NEW MEXICO: (FSU LEADS 3-0)

Home: 0-0..Away: 0-0..Neutral: 3-0
1985.....W.....3-2.....N
1989.....W.....3-2.....N
1991.....W.....9-1.....N

NEW MEXICO STATE: (FSU LEADS 3-0)

Home: 0-0..Away: 1-0..Neutral: 2-0
1995.....W.....4-0.....N
2002.....W.....5-0.....N
.....W.....1-0.....A

NEW ORLEANS: (FSU LEADS 2-0)

Home: 0-0..Away: 2-0..Neutral: 0-0
1984.....W.....9-0.....A
.....W.....10-0.....A

NICHOLLS STATE: (FSU LEADS 11-2)

Home: 7-0..Away: 1-1..Neutral: 3-1
1984.....L.....1-2.....N
1987.....W.....5-0.....H
.....W.....5-1.....N
1988.....W.....1-0.....H
.....W.....2-1 (10).....H
.....W.....8-3.....H
1989.....W.....3-1 (10).....N
.....W.....2-0.....N
.....W.....1-0 (10).....A
.....L.....0-2.....A



SERIES RECORDS

2005.....W.....2-0.....H
.....W.....7-3.....H
2006.....W.....11-3 (5).....H

UNC-CHARLOTTE: (FSU LEADS 16-0)

Home: 9-0...Away: 6-0...Neutral: 1-0
1994.....W.....4-0.....H
.....W.....7-1.....H
.....W.....8-1.....N
1995.....W.....6-0.....A
.....W.....8-0.....A
1996.....W.....7-1.....H
.....W.....6-0.....H
1997.....W.....6-1.....A
.....W.....3-1.....A
1998.....W.....4-1.....H
.....W.....4-1.....H
1999.....W.....10-1.....A
.....W.....12-5.....A
1999.....W.....1-0.....H
.....W.....5-0.....H
.....W.....8-0.....H

UNC-GREENSBORO: (FSU LEADS 2-1)

Home: 1-1...Away: 0-0...Neutral: 1-0
2002.....W.....3-1.....N
2011.....L.....0-1 (9).....H
.....W.....13-3.....H

UNC-WILMINGTON: (FSU LEADS 7-0)

Home: 2-0...Away: 0-0...Neutral: 5-0
1987.....W.....3-1.....N
.....W.....2-0.....N
1990.....W.....6-1.....H
.....W.....5-0.....H
1992.....W.....7-1.....N
1993.....W.....12-0.....N
1994.....W.....5-0.....N

NORTH DAKOTA STATE: (FSU LEADS 1-0)

Home: 1-0...Away: 0-0...Neutral: 0-0
2012.....W.....2-1.....H

NORTH FLORIDA: (FSU LEADS 8-1)

Home: 5-0...Away: 3-1...Neutral: 0-0
2007.....W.....5-0.....H
.....W.....2-1.....H
2009.....W.....7-0.....A
.....L.....3-5.....A
2011.....W.....9-7.....H
.....W.....6-1.....H
2012.....W.....8-1.....A
.....W.....5-0.....A
2013.....W.....3-1.....H

NORTHERN ILLINOIS: (FSU LEADS 5-3)

Home: 4-3...Away: 0-0...Neutral: 1-0
1988.....L.....3-4.....H
.....W.....2-1.....H
1989.....L.....0-3.....H
.....L.....2-5.....H
1994.....L.....3-0.....H
.....W.....1-0.....H
1995.....W.....3-0.....H
2010.....W.....7-1.....N

NORTHERN IOWA: (FSU LEADS 7-1)

Home: 7-1...Away: 0-0...Neutral: 0-0
1990.....L.....0-1.....H
.....W.....4-2.....H
1991.....W.....3-1.....H
.....W.....2-1.....H
1992.....W.....2-0.....H
1993.....W.....7-0.....H
1998.....W.....3-0.....H
2000.....W.....6-2.....H

NORTHWESTERN: (FSU LEADS 7-2)

Home: 4-0...Away: 0-0...Neutral: 3-2
1991.....W.....2-0.....N
1992.....W.....10-0.....H

.....W.....1-0.....H
1994.....L.....2-8.....N
1997.....W.....2-0.....N
2001.....W.....2-1.....H
.....W.....8-2.....H
2011.....L.....0-3.....N
2012.....W.....1-0.....N

OHIO: (FSU LEADS 7-0)

Home: 2-0...Away: 0-0...Neutral: 5-0
1986.....W.....10-0.....N
.....W.....5-1.....N
1987.....W.....3-0.....N
.....W.....6-2.....N
1995.....W.....2-0.....N^
2000.....W.....8-1.....H
.....W.....6-1.....H

OHIO STATE: (FSU LEADS 10-3)

Home: 5-1...Away: 0-0...Neutral: 5-2
1984.....W.....5-2.....N
1985.....W.....6-0.....H
.....W.....3-2.....H
.....W.....11-1.....H
1986.....W.....8-0.....N
.....W.....3-2.....N
1988.....W.....6-1.....H
.....W.....2-1 (10).....H
1992.....W.....1-0.....N
.....L.....0-3.....N
1996.....L.....0-1.....H
1997.....W.....7-2.....N
2002.....L.....1-2 (11).....N

OKLAHOMA: (SERIES TIED 6-6)

Home: 1-0...Away: 0-0...Neutral: 5-6
1987.....L.....0-1.....N
.....W.....6-1.....N
1990.....L.....0-1 (8).....N
.....W.....3-2.....H
1991.....W.....7-1.....N
1994.....L.....1-3.....N^
1997.....W.....2-1.....N
2002.....W.....1-0.....N
2004.....W.....3-2.....N
2005.....L.....0-3.....N
2009.....L.....1-3.....N
2013.....L.....0-6.....N

OKLAHOMA CITY COLLEGE: (FSU LEADS 2-0)

Home: 0-0...Away: 0-0...Neutral: 2-0
1988.....W.....5-0.....N
1992.....W.....2-1.....N

OKLAHOMA STATE: (OSU LEADS 10-6)

Home: 0-2...Away: 1-2...Neutral: 5-6
1986.....W.....3-2.....N
.....W.....2-1.....N
1987.....L.....1-4.....A
.....W.....2-0.....A
1990.....L.....1-2(8).....A
.....L.....1-4.....N%
1991.....W.....2-0.....N^
.....W.....4-3.....N^
1993.....L.....2-5.....N%
1994.....L.....0-1.....N
.....L.....0-1.....N
1995.....L.....1-5.....N
.....W.....7-4.....N
1998.....L.....0-4.....N^
2009.....L.....0-1.....H^
.....L.....0-1.....H^

ONONDAGA JC: (FSU LEADS 4-0)

Home: 4-0...Away: 0-0...Neutral: 0-0
1984.....W.....4-1.....H
.....W.....10-0.....H
1985.....W.....10-0.....H
.....W.....8-1.....H

OREGON: (SERIES TIED 4-4)

Home: 2-2...Away: 0-0...Neutral: 2-2
1995.....W.....3-2.....N
1996.....W.....1-0.....N
1997.....L.....1-6.....N
1998.....L.....0-2.....N
2003.....L.....3-1.....H
2004.....W.....5-4.....H^
.....L.....1-0.....H^
.....W.....2-0.....H^

OREGON STATE: (OREGON STATE LEADS 3-0)

Home: 0-0...Away: 0-0...Neutral: 0-3
2003.....L.....0-2.....N
.....L.....1-2.....N^
2011.....L.....5-6.....N

PACIFIC: (FSU LEADS 2-1)

Home: 0-0...Away: 0-1...Neutral: 2-0
1991.....W.....4-3.....N
2000.....L.....2-5.....A
2003.....W.....8-1.....N

PENN STATE: (FSU LEADS 8-1)

Home: 4-1...Away: 0-0...Neutral: 4-0
1984.....W.....5-0.....N
1992.....W.....7-0.....N
1994.....W.....6-2.....N
1996.....W.....4-3.....N
1998.....W.....3-0.....H
2002.....W.....4-0.....H
2003.....L.....3-4 (11).....H
2004.....W.....8-0.....H

PRESBYTERIAN: (FSU LEADS 1-0)

Home: 1-0...Away: 0-0...Neutral: 0-0
2013.....W.....8-0.....H

PRINCETON: (FSU LEADS 10-0)

Home: 7-0...Away: 0-0...Neutral: 3-0
1990.....W.....5-0.....H
.....W.....6-0.....H
1991.....W.....4-3.....N
1992.....W.....7-0.....H
.....W.....2-1.....H
1994.....W.....2-1.....H
2000.....W.....4-3.....H
.....W.....2-0.....H
2002.....W.....5-1.....N
2003.....W.....5-1.....N

PROVIDENCE: (PROVIDENCE LEADS 1-0)

Home: 0-0...Away: 0-0...Neutral: 0-1
1994.....L.....0-4.....N^

PURDUE: (FSU LEADS 3-1)

Home: 1-1...Away: 0-0...Neutral: 2-0
1998.....W.....8-1.....N
.....W.....5-4.....N
.....L.....0-1.....H
2009.....W.....8-0.....H

QUINCY COLLEGE: (FSU LEADS 2-0)

Home: 2-0...Away: 0-0...Neutral: 0-0
1985.....W.....4-2.....H
.....W.....1-0.....H

RADFORD: (FSU LEADS 4-2)

Home: 2-0...Away: 0-0...Neutral: 2-2
1984.....W.....8-0.....N
2005.....W.....4-0.....H
2007.....W.....2-1.....H
2010.....W.....10-1.....N^
.....L.....2-3.....N^
2012.....L.....2-3.....N

RHODE ISLAND: (FSU LEADS 3-0)

Home: 3-0...Away: 0-0...Neutral: 0-0
1991.....W.....6-0.....H
1993.....W.....10-0.....H
2004.....W.....11-0.....H

RIDER COLLEGE: (FSU LEADS 2-0)

Home: 2-0...Away: 0-0...Neutral: 0-0
1984.....W.....10-0.....H
.....W.....4-0.....H

ROBERT MORRIS: (FSU LEADS 5-1)

Home: 4-0...Away: 0-0...Neutral: 1-1
1992.....W.....1-0.....H
.....W.....14-1.....H
1994.....L.....0-1.....N
1995.....W.....3-0.....N
1998.....W.....4-1.....H
2004.....W.....9-1.....H

RUTGERS: (FSU LEADS 7-1)

Home: 5-0...Away: 0-0...Neutral: 2-1
1985.....W.....4-0.....H
1986.....W.....3-0.....H
1987.....W.....4-0.....N
1992.....W.....1-0.....H
.....W.....8-4.....H
2002.....W.....5-1.....N
2003.....W.....6-0.....H
2012.....L.....0-1.....N

SACRAMENTO STATE: (FSU LEADS 1-0)

Home: 0-0...Away: 0-0...Neutral: 1-0
1991.....W.....4-0.....N

SAGINAW VALLEY STATE: (FSU LEADS 3-0)

Home: 2-0...Away: 0-0...Neutral: 1-0
1984.....W.....1-0.....H
.....W.....7-2.....H
1985.....W.....6-0.....N

ST. JOHN'S: (FSU LEADS 4-1)

Home: 4-1...Away: 0-0...Neutral: 0-0
2002.....W.....8-3.....H
2004.....W.....7-4.....H
2006.....W.....7-2.....H
2011.....L.....5-11.....H
2012.....W.....5-1.....H

ST. JOSEPH'S: (FSU LEADS 3-0)

Home: 3-0...Away: 0-0...Neutral: 0-0
2004.....W.....7-0.....H
.....W.....14-0.....H
2005.....W.....4-0.....H

ST. LOUIS CC: (FSU LEADS 2-0)

Home: 2-0...Away: 0-0...Neutral: 0-0
1984.....W.....15-0.....H
.....W.....11-1.....H

ST. MARY'S (TEXAS): (FSU LEADS 1-0)

Home: 0-0...Away: 0-0...Neutral: 1-0
1986.....W.....2-1.....N

SAM HOUSTON: (SERIES TIED 1-1)

Home: 0-0...Away: 0-0...Neutral: 1-1
1986.....W.....3-2.....N
1990.....L.....0-2.....N



SERIES RECORDS

SAMFORD: (FSU LEADS 12-0)

Home: 10-0...Away: 0-0...Neutral: 2-0

1991	W	2-1	H
	W	6-0	H
	W	4-0	N
1992	W	10-0	H
	W	7-0	H
	W	4-3	N
1993	W	3-1	H
	W	8-4	H
1995	W	14-0	H
2006	W	7-2	H
2007	W	13-5	H
	W	8-0(6)	H

SAN DIEGO STATE: (SAN DIEGO STATE LEADS 3-1)

Home: 0-0...Away: 0-0...Neutral: 1-3

2001	W	2-1 (8)	N
2011	L	2-10	N
2012	L	0-1	N^
	L	0-1	N^

SETON HALL: (FSU LEADS 1-0)

Home: 0-0...Away: 0-0...Neutral: 1-0

2007	W	4-2	N
------	---	-----	---

SOUTH ALABAMA: (FSU LEADS 5-3)

Home: 2-1...Away: 3-2...Neutral: 0-0

2009	W	6-1	H
2010	W	2-0	A
2011	W	6-0	H
2012	L	1-3	H
2013	L	0-4	A
	W	2-1	A^
	L	0-3	A^
	W	7-6 (8)	A^

SOUTH CAROLINA: (FSU LEADS 22-20)

Home: 11-6...Away: 5-8...Neutral: 6-6

1985	L	0-2	H
	W	2-0	H
1986	W	3-0	A
1987	L	0-4	N
	L	0-2	N
	W	1-0 (9)	A
	L	1-3	A
	L	0-1	A
	W	2-1	A
1988	L	1-5	N
	L	0-1 (9)	A
	L	1-3	A
1989	L	1-2 (10)	N^
1990	L	0-2 (9)	H
	W	3-0	H
1991	L	3-4	N
	W	4-1	N
1992	W	3-2	H
	W	2-0	H
	W	6-0	H
	W	2-0	H
1993	L	4-6	A
	W	7-0	A
	W	8-0	A
1994	L	2-3	H
	W	3-1	H
1995	L	1-2	A
	L	2-3	A
	L	3-6	A
	W	5-4	N
	W	6-0	N
1996	W	4-2	N
	W	5-1	H
	L	3-5	H
	W	2-1	H
1998	L	0-3	N
2002	L	0-4	H
2004	W	3-1	N
2005	W	4-2	H
2006	W	4-3	H
	L	2-4	H
2007	W	8-3	H

SOUTH DAKOTA STATE: (FSU LEADS 2-0)

Home: 2-0...Away: 0-0...Neutral: 0-0

2010	W	12-0	H
	W	6-0	H

SE LOUISIANA: (FSU LEADS 2-0)

Home: 2-0...Away: 0-0...Neutral: 0-0

2003	W	4-1	H
2005	W	6-0	H

SW MISSOURI STATE: (FSU LEADS 2-1)

Home: 2-0...Away: 0-0...Neutral: 0-1

1985	W	4-3	H
	L	0-1	N
1989	W	14-0	H

SOUTHERN ILLINOIS: (FSU LEADS 8-4)

Home: 6-3...Away: 0-0...Neutral: 2-1

1988	W	5-1	H
	L	1-2	H
1989	W	4-2	H
1990	W	4-0	H
1993	W	1-0	H
1996	L	3-4	H
2002	W	2-1	H
2005	L	0-4	H
2007	L	4-1	N
	W	6-0	H
2010	W	9-1	N
2012	W	2-0	N

SOUTHERN MISS: (FSU LEADS 11-5)

Home: 6-4...Away: 2-0...Neutral: 3-1

1984	W	1-0	A
	W	1-0	A
	W	3-0	N
1987	W	13-3	H
1990	W	4-0	N
	W	11-0	N
1999	L	0-1	N
2000	L	0-9	H
	L	1-4	H
2004	W	5-1	H
	W	9-1	H
2007	W	2-0	H
	W	6-1	H
2008	W	11-3	H
2010	L	1-2	H
2013	L	1-2	H

STANFORD: (STANFORD LEADS 2-1)

Home: 0-0...Away: 0-0...Neutral: 1-2

1985	W	9-1	N
1998	L	0-1	N^
2013	L	1-3	N

STEPHEN F. AUSTIN: (FSU LEADS 4-1)

Home: 1-0...Away: 0-0...Neutral: 3-1

1984	L	0-2	N
1990	W	5-2	N
2009	W	4-3	N
	W	10-5	N
2012	W	4-3 (8)	H

STETSON: (FSU LEADS 14-1)

Home: 9-0...Away: 2-0...Neutral: 3-1

1985	W	2-1	H
	W	4-1	N
1987	W	7-0	N
	L	3-4	N
	W	16-0	N
1989	W	6-0	H
1990	W	3-2	H
1994	W	7-0	H
	W	5-0	H
1995	W	8-0	H
	W	2-0	H
1996	W	1-0	H
	W	6-2	H
2000	W	2-0	A
	W	8-2	A

SUSQUEHANNA: (FSU LEADS 2-0)

Home: 2-0...Away: 0-0...Neutral: 0-0

1985	W	11-0	H
	W	8-2	H

TEMPLE: (FSU LEADS 12-1)

Home: 6-0...Away: 0-0...Neutral: 6-1

1985	W	2-0	H
	W	3-0	H
1986	W	7-0	N
	W	2-0	N
1987	L	0-1 (8)	N
	W	6-3	N
	W	5-0	N
1988	W	3-0	H
	W	2-0	H
	W	4-3	N
1989	W	2-1	H
	W	8-2	H
	W	3-1	N

TENNESSEE: (UT LEADS 2-0)

Home: 0-0...Away: 0-0...Neutral: 0-2

2006	L	0-1	N
2008	L	5-8	N

UT-CHATTANOOGA: (FSU LEADS 9-0)

Home: 4-0...Away: 2-0...Neutral: 3-0

1996	W	5-2	N
1997	W	3-1	H
2000	W	1-0	A
	W	2-1	A
2001	W	4-1	H
	W	3-2 (10)	H
2002	W	1-0 (8)	N^
2008	W	5-3	N^
2012	W	1-0	H

TENNESSEE STATE: (FSU LEADS 1-0)

Home: 1-0...Away: 0-0...Neutral: 0-0

2013	W	8-0	H
------	---	-----	---

TENNESSEE TECH: (FSU LEADS 5-1)

Home: 2-0...Away: 0-0...Neutral: 3-1

1986	W	8-0	N
	W	11-1	N
1987	W	10-0	N
2007	L	9-8 (8)	N
2012	W	5-2	H
	W	8-0	H

TEXAS: (UT LEADS 7-4)

Home: 1-0...Away: 1-3...Neutral: 2-4

1998	L	1-9	N
2000	L	0-1	N
2002	W	1-0	H
	L	2-4	N
2004	W	2-1	N
2005	L	2-7	N
2009	L	2-3	A
	W	6-4	A
	W	2-0	N
2013	L	2-3	A^
	L	0-4	A^

TEXAS A&M: (A&M LEADS 5-4)

Home: 1-1...Away: 0-1...Neutral: 3-3

1984	L	2-6	N
1985	L	1-2	A
1986	W	1-0	N
1988	L	0-1	N^
1990	W	3-1	N
	W	5-0	N^
1994	L	3-7	H
2004	W	8-0	H
2008	L	0-7	N

TEXAS-ARLINGTON: (UTA LEADS 1-0)

Home: 0-0...Away: 0-0...Neutral: 0-1

1990	L	0-2	N
------	---	-----	---

TEXAS TECH: (TEXAS TECH LEADS 4-1)

Home: 0-0...Away: 0-0...Neutral: 1-4

2000	W	3-0	N
2002	L	1-4 (8)	N
	L	7-8 (9)	N
2003	L	0-1	N^
2010	L	1-2	N

TOLEDO: (FSU LEADS 8-1)

Home: 7-1...Away: 0-0...Neutral: 1-0

1985	W	3-2	H
1986	W	4-0	H
1987	L	0-3	H
	W	9-6	H
	W	8-1	H
1991	W	1-0	N
1993	W	11-0	H
	W	4-0	H
1999	W	9-1	H

TROY: (FSU LEADS 25-11-1)

Home: 19-6...Away: 6-4-1...Neutral: 0-1

1995	W	3-1	H
	W	3-0	H
1996	W	5-2	H
	L	1-2	H
1997	W	3-2	A
	L	1-1	A
1998	L	0-5	H
	W	5-4	H
1999	W	6-1	H
	W	7-0	H
2000	W	2-1	H
2001	W	11-0	H
	W	1-0	A
	L	1-2	A
2002	L	2-4	N
	W	7-2	H
	W	9-1	H
2003	W	8-3	A
	W	7-1	A
2004	W	11-2	H
	W	6-2	H
2005	L	3-5	A
	L	1-3	A
2006	W	4-3	H
	L	2-4	H
2007	W	5-3	A
	W	4-2	A
2008	L	1-3	H
	L	0-3	H
	W	3-2	H
2009	W	2-0	H
	W	8-0	H
	W	1-0	H
2012	L	3-4	A
2013	W	12-6	H
	L	3-6	H
	W	8-0	H

TULSA: (TULSA LEADS 2-0)

Home: 0-2...Away: 0-0...Neutral: 0-0

2013	L	2-3 (8)	H
	L	1-4	H

UAB: (FSU LEADS 4-1)

Home: 3-0...Away: 0-0...Neutral: 0-0

2002	W	9-0	H
	W	5-3	H
	W	4-1	H
2011	L	0-2	N^
	W	13-1	N^

UCF: (FSU LEADS 12-5)

Home: 5-2...Away: 6-3...Neutral: 1-0

2002	W	10-2	N
2003	W	2-1(9)	H
	W	2-0	H
2004	W	2-1	A



SERIES RECORDS

.....W.....	3-2.....	A
2005.....L.....	1-2.....	H
.....W.....	1-0.....	H
2006.....W.....	2-0.....	A
.....W.....	8-2.....	A
2007.....L.....	0-1(12).....	H
.....W.....	8-3.....	H
2008.....L.....	0-2.....	A
.....L.....	1-4.....	A
2010.....W.....	6-1.....	A
2011.....L.....	1-2.....	A
2012.....W.....	6-2 (9).....	H
2013.....W.....	10-3.....	A

UCLA: (UCLA LEADS 8-2)

Home: 0-0...Away: 0-0...Neutral: 2-8		
1990.....L.....	1-3.....	N%
1991.....L.....	2-5.....	N
.....L.....	0-1.....	N%
1994.....L.....	0-3.....	N
1996.....L.....	0-4.....	N
2000.....L.....	0-3.....	N
.....L.....	1-6.....	N^
.....L.....	1-7.....	N^
2002.....W.....	2-1 (9).....	N%
2012.....W.....	2-1.....	N^

ULM: (FSU LEADS 3-0-1)

Home: 1-0...Away: 0-0-1...Neutral: 2-0		
1984.....T.....	0-0.....	A
1985.....W.....	1-0.....	N
.....W.....	10-1.....	N
1988.....W.....	5-1.....	H

UNLV: (FSU LEADS 5-1)

Home: 0-0...Away: 0-0...Neutral: 5-1		
1990.....W.....	4-1.....	N%
1991.....W.....	3-1.....	N%
1992.....W.....	4-0.....	N^
1996.....L.....	2-3.....	N
1999.....W.....	9-6.....	N
2004.....W.....	2-1.....	N

USF: FSU LEADS (38-13)

Home: 12-4...Away: 16-7... Neutral: 10-2		
1985.....W.....	2-1.....	A
.....L.....	3-4.....	A
.....W.....	2-1.....	H
.....W.....	2-1.....	H
.....L.....	1-2.....	H
.....W.....	1-0.....	A
.....W.....	1-0.....	A
1986.....W.....	1-0.....	H
.....W.....	2-1.....	H
.....W.....	3-0.....	N
1987.....L.....	3-7.....	A
.....W.....	5-4.....	N
.....L.....	0-2.....	N
.....W.....	1-0.....	N
1988.....W.....	2-1.....	A
.....W.....	8-5 (11).....	A
.....W.....	8-1.....	A
1989.....W.....	4-2.....	H
.....W.....	8-1.....	H
.....W.....	2-0.....	N
1990.....W.....	2-1.....	A
.....W.....	4-1.....	A
.....W.....	2-0.....	A
1991.....W.....	2-0.....	A
.....L.....	0-2.....	A
.....W.....	6-5.....	N
.....W.....	2-0.....	N
1992.....W.....	5-1.....	A
.....W.....	3-0.....	A
.....W.....	1-0.....	H
1993.....W.....	10-0.....	H
.....W.....	7-0.....	H
.....W.....	1-0.....	N
1994.....W.....	2-0.....	N
.....W.....	4-2.....	A
.....W.....	6-5.....	A
1995.....W.....	4-0.....	H
.....L.....	3-4.....	H
.....L.....	0-3.....	N
1996.....W.....	1-0.....	A
.....L.....	1-4.....	A
.....W.....	3-1.....	N^
.....W.....	6-0.....	N^
1997.....L.....	3-4.....	H
.....L.....	1-3.....	H

1998.....W.....	2-1.....	A
.....L.....	2-3.....	A
1999.....L.....	1-2.....	A
.....W.....	2-1.....	H
.....W.....	5-1.....	H
2012.....L.....	1-2.....	A

UTAH: (UTAH LEADS 8-3)

Home: 1-1...Away: 0-1...Neutral: 2-6		
1986.....L.....	2-6.....	N
1988.....W.....	3-0.....	N
.....L.....	4-8.....	N
1993.....L.....	2-3.....	N
1997.....L.....	2-6.....	N
1998.....W.....	2-1.....	N
.....L.....	1-4.....	N
1999.....L.....	1-5.....	N
2005.....L.....	5-8.....	A
2011.....L.....	4-5.....	H
.....W.....	7-3.....	H

UTAH STATE: (FSU LEADS 3-1)

Home: 0-0...Away: 0-0...Neutral: 3-1		
1985.....L.....	0-2.....	N
1994.....W.....	5-3.....	N
1996.....W.....	6-5.....	N
1999.....W.....	12-3.....	N

VALPARAISO: (FSU LEADS 2-0)

Home: 2-0...Away: 0-0...Neutral: 0-0		
1986.....W.....	5-0.....	H
.....W.....	2-0.....	H

VILLANOVA: (VILLANOVA LEADS 1-0)

Home: 0-0...Away: 0-0...Neutral: 0-1		
2000.....L.....	2-3.....	N

WASHINGTON (WASHINGTON LEADS 7-5)

Home: 0-1...Away: 0-0...Neutral: 5-6		
1996.....L.....	6-13.....	N
.....L.....	1-3.....	N
1997.....L.....	3-8.....	N
1998.....W.....	1-0.....	N
2002.....L.....	4-6.....	H
.....W.....	3-2.....	N
2004.....W.....	7-1.....	N
.....W.....	2-0.....	N%
2007.....W.....	3-1.....	N
2008.....L.....	3-4.....	N
2009.....L.....	1-4.....	N
2013.....L.....	0-2.....	N

WEST FLORIDA: (FSU LEADS 47-4)

Home: 21-2...Away: 24-2...Neutral: 2-0		
1983.....W.....	10-4.....	A
.....W.....	10-9.....	A
.....W.....	3-1.....	N
.....W.....	17-4.....	H
.....W.....	5-1.....	N
1986.....W.....	5-0.....	H
.....W.....	6-0.....	H
.....W.....	3-0.....	A
.....W.....	5-1.....	A
1987.....W.....	1-0.....	A
.....W.....	4-0.....	A
1988.....W.....	1-0 (8).....	H
.....W.....	1-0.....	H
.....W.....	5-3.....	A
.....L.....	1-2.....	A
1989.....W.....	3-2 (10).....	H
.....L.....	1-5.....	H
.....W.....	3-2.....	A
.....W.....	3-0.....	A
1990.....W.....	1-0.....	H
.....W.....	1-0.....	H
.....W.....	2-0 (11).....	A
.....W.....	6-0.....	A
1991.....W.....	4-3.....	H
.....L.....	0-5.....	H
.....W.....	1-0.....	A
.....W.....	7-0.....	A
1992.....W.....	2-0.....	H
.....W.....	2-0.....	H
.....W.....	6-0.....	A
.....W.....	11-2.....	A
1993.....W.....	6-1.....	H

.....W.....	3-1.....	H
.....W.....	5-0.....	A
.....W.....	7-0.....	A

1994.....W.....	10-0.....	H
.....W.....	5-0.....	H
.....L.....	1-4.....	A
.....W.....	8-0.....	A
1995.....W.....	8-0.....	A
.....W.....	3-2.....	A
.....W.....	9-3.....	H
.....W.....	3-0.....	H
1996.....W.....	8-0.....	H
.....W.....	8-0.....	H
.....W.....	6-0.....	A
.....W.....	10-0.....	A
1998.....W.....	9-3.....	A
.....W.....	10-6.....	A
.....W.....	2-1.....	H
.....W.....	5-3.....	H

WESTERN CAROLINA: (FSU LEADS 3-0)

Home: 1-0...Away: 0-0...Neutral: 2-0		
1981.....W.....	1-0.....	N
.....W.....	13-9.....	N
2012.....W.....	9-1.....	H

WESTERN ILLINOIS: (FSU LEADS 8-3)

Home: 5-2...Away: 0-0...Neutral: 3-1		
1984.....L.....	1-3.....	H
.....W.....	3-1.....	H
1985.....W.....	1-0.....	H
.....W.....	9-0.....	N
1986.....W.....	11-0.....	H
.....L.....	4-6.....	H
1989.....W.....	5-2.....	N
1991.....W.....	2-1.....	N
.....W.....	2-1.....	H
1999.....L.....	0-1.....	N
2006.....W.....	11-6.....	H

WESTERN MICHIGAN (FSU LEADS 1-0)

Home: 1-0...Away: 0-0...Neutral: 0-0		
2006.....W.....	2-1.....	H

WICHITA STATE: (FSU LEADS 1-0)

Home: 0-0...Away: 0-0...Neutral: 1-0		
1990.....W.....	1-0.....	N

WINTHROP: (FSU LEADS 6-0)

Home: 2-0...Away: 0-0...Neutral: 4-0		
1987.....W.....	8-0.....	N
1991.....W.....	4-1.....	N
.....W.....	2-0.....	H
.....W.....	4-1.....	N
1992.....W.....	3-1.....	N
2003.....W.....	1-0.....	H

WISCONSIN: (FSU LEADS 6-1)

Home: 2-1...Away: 0-0...Neutral: 4-0		
1997.....L.....	3-12.....	H
2000.....W.....	3-0.....	N
.....W.....	6-5.....	N
2011.....W.....	7-1.....	H
.....W.....	9-0.....	H
2012.....W.....	6-2.....	N
.....W.....	2-1.....	N

WRIGHT STATE: (FSU LEADS 1-0)

Home: 0-0...Away: 0-0...Neutral: 1-0		
1998.....W.....	8-3.....	N


YALE: (FSU LEADS 1-0)

Home: 0-0...Away: 0-0...Neutral: 1-0		
1995.....W.....	11-1.....	N

YOUNGSTOWN STATE: (FSU LEADS 4-0)

Home: 4-0...Away: 0-0...Neutral: 0-0		
1997.....W.....	8-2.....	H
.....W.....	6-3.....	H
1998.....W.....	1-0.....	H
.....W.....	10-2.....	H

* - ACC Conference game
- ACC Championship game
^ - NCAA Tournament game
% - NCAA Women's College World Series





UNIVERSITY ADMINISTRATION



DR. ERIC J. BARRON
PRESIDENT



STAN WILCOX
ATHLETICS DIRECTOR



PAMELA L. PERREWE'
FACULTY ATHLETICS
REPRESENTATIVE

2013-14 FLORIDA STATE BOARD OF TRUSTEES



Allan
Bense, Chair



Kathryn
Ballard



Edward E. "Ed"
Burr



Joseph L.
Camps



Rosalia
Contreras



Emily
Fleming Duda



Joseph
Gruters



Wm. Andrew
Haggard



Mark
Hillis



Leslie
Pantin




Margaret A. "Peggy"
Rolando



Brent W.
Semblar



Gary
Tyson



VANESSA FUCHS
SENIOR ASSOCIATE
ATHLETICS DIRECTOR/SWA



MONK BONASORTE
SENIOR ASSOCIATE
ATHLETICS DIRECTOR



MATT BEHNKE
ASSOCIATE ATHLETICS
DIRECTOR/CFO



DR. GREG BEAUMONT
SENIOR ASSOCIATE
ATHLETICS DIRECTOR/
ASSOCIATE DEAN



BERNIE WAXMAN
ASSOCIATE ATHLETICS
DIRECTOR/SOFTBALL
OVERSIGHT



MEDIA INFORMATION

A NOTE TO THE MEDIA, FANS AND OPPONENTS

Florida State SID Assistant Scott Moriak is ready to assist you with any questions or requests you may have about the 2014 Seminole softball program, almanac, coaches and student-athletes. Please do not hesitate to contact the FSU Sports Information office if we can further assist you.

PLAYERS & COACHES INTERVIEWS

All players and coaches interviews should be arranged through the sports information office by contacting Scott Moriak at (850) 644-1403 at least 24 hours in advance. Student-athlete's phone numbers will not be released. Media may not contact any student-athlete through the use of social media, including Facebook and Twitter.

HOW TO COVER THE SEMINOLES

Members of the media are supplied with weekly press releases, including updated statistics, as well as conference and national rankings and information on upcoming games. This information may be obtained in the sports information office and will be updated after every game at www.seminoles.com.

WHERE THE HOME GAMES WILL BE

All of the 2014 softball home games take place on JoAnne Graf Field at the Seminole Softball Complex (capacity 1,000). Media should notify the sports information office prior to home games if they plan to attend. Any accredited photographer wishing to shoot the matches must check in with Scott Moriak prior to game day.

FSU ON THE WEB

All the game stories, updated stats, weekly releases and Seminole softball news you could ever ask for is available 24 hours a day, 365 days a year at Seminoles.com. The official FSU athletics Web site is your first stop for all the information you could ever need on the Seminole softball team and is updated immediately following each match.

FOLLOW SEMINOLE SOFTBALL ON TWITTER

Media and fans are encouraged to follow @FSU_Softball on the team's official Twitter page and Facebook (Facebook.com/FSUSoftball) for instantaneous information surrounding the squad. Throughout the 2014 regular season, in-game tweeting will be provided in addition to CBS Game Tracker.



SCOTT MORIAK
SID Assistant
850-644-1403 (O)
715-641-0365 (C)
smoriak@gmail.com

CONTACT US

850-644-1403 | FAX 850-644-3820

Mailing Address
PO Box 2195
Tallahassee, FL 32316

Shipping Address
403 Stadium Drive, West
Room D-107
Tallahassee, FL 32306



ELLIOTT FINEBLOOM
Asst. AD/SID
850-644-1065 (O)
850-445-6952 (C)
efinebloom@fsu.edu



KERWIN LONZO
Associate SID
850-644-5656 (O)
850-544-4630 (C)
klonzo@fsu.edu



BOB THOMAS
Associate SID
850-644-0615 (O)
850-694-1768 (C)
bthomas2@fsu.edu



CHUCK WALSH
Deputy SID
850-644-1077 (O)
850-694-2540 (C)
cwalsh@fsu.edu



JASON LETURMY
Assistant SID
850-644-3920 (O)
850-228-7568 (C)
jleturmy@fsu.edu



STEVE STONE
Assistant SID
850-644-4836 (O)
850-363-0990 (C)
sstone@fsu.edu



ZACH STIPE
Assistant SID
850-645-7683 (O)
850-228-7583 (C)
zstipe@fsu.edu



MARYJANE GARDNER
Assistant SID
850-644-2016 (O)
850-443-2148 (C)
mgardner2@fsu.edu

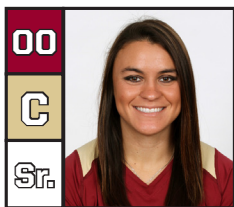


CHRISTA SALERNO
SID Assistant
412-952-1162 (O)
850-644-3920 (C)
csalerno@fsu.edu

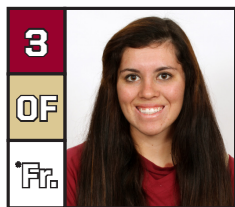
SENIOR SID INTERNS
Aaron Brecheisen
Caneka Hammonds



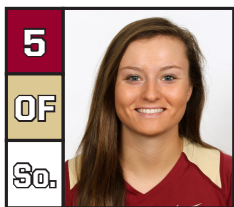
2014 TEAM PHOTO ROSTER



Celeste Gomez
Lake City, Fla. – Columbia HS




Stephanie Hartness
Niceville, Fla. – Niceville HS



Alex Kossoff
Redondo Beach, Calif. – South Torrance HS



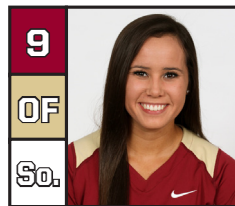
Tiffani Brown
Tallahassee, Fla. – Godby HS



Maddie O'Brien
Palm Harbor, Fla. – Palm Harbor University HS




Courtney Senas
Wahiawa, Hawaii – Milliani HS



Courtney Adams
Crestview, Fla. – Niceville HS



Alex Powers
Melbourne, Fla. – Eau Gallie HS



Victoria Daddis
St. Johns, Fla. – Creekside HS




Lacey Waldrop
Colonial Heights, Va. – Thomas Dale HS



Ellie Cooper
Fenton, Mo. – Rockwood Summit HS



Jessica Burroughs
Warner Robins, Ga. – Houston County HS



Victoria East
Pensacola, Fla. – Escambia HS



Kelly Hensley
Niceville, Fla. – Niceville HS



Briana Hamilton
Woodruff, S.C. – James F. Byrnes HS
South Carolina



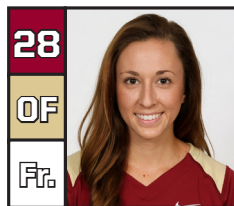
Macey Cheatham
Wellington, Fla. – Wellington HS



Jessica Nori
Weston, Fla. – St. Thomas Aquinas HS



Bailey Schinella
Valrico, Fla. – Newsome HS



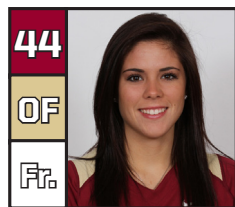
Bella D'Errico
Ponte Vedra Beach, Fla. – Ponte Vedra HS



Rylan Harvey
Mont Belvieu, Texas – Barbers Hill HS



Corey Hendrickson
Arvada, Colo. – Arvada West HS



Lauren Harris
St. Cloud, Fla. – Harmony HS



Ryann Day
Phoenix, Ariz. – Sandra Day O'Connor HS



Lonni Alameda
Head Coach



Travis Wilson
Assistant Coach



Craig Snider
Assistant Coach

Pronunciation guide

00 Celeste Gomezsuh-LEST
5 Alex KossoffKOSS-off
8 Courtney SenasSEE-ness
25 Macey CheathamCHEAT-um
26 Jessica NoriNOR-ee
28 Bella D'ErricoDa-REE-co
77 Ryann DayRyan
Head Coach Lonni AlamedaAl-uh-mee-duh

* - Redshirt



2014 FLORIDA STATE SOFTBALL SCHEDULE

Day	Date	Opponent	Location	Time (EST)
HOTEL ENCANTO INVITATIONAL				
Fri	Feb. 7	Nebraska	Las Cruces, N.M.	4:00 p.m.
Fri	Feb. 7	New Mexico State	Las Cruces, N.M.	6:00 p.m.
Sat	Feb. 8	UTEP	Las Cruces, N.M.	11:30 a.m.
Sat	Feb. 8	St. Mary's	Las Cruces, N.M.	1:30 p.m.
Sun	Feb. 9	Nebraska	Las Cruces, N.M.	11:00 a.m.
RENEGADE CLASSIC				
Fri	Feb. 14	North Dakota State	Tallahassee, Fla.	4:00 p.m.
Fri	Feb. 14	Southern Miss	Tallahassee, Fla.	6:00 p.m.
Sat	Feb. 15	Hofstra	Tallahassee, Fla.	2:00 p.m.
Sat	Feb. 15	Semifinals	Tallahassee, Fla.	TBA
Sun	Feb. 16	Final/Consolation	Tallahassee, Fla.	TBA
Wed	Feb. 19	UCF (ESPN3)	Tallahassee, Fla.	6:00 p.m.
UNCONQUERED CLASSIC				
Fri	Feb. 21	Charleston Southern	Tallahassee, Fla.	4:00 p.m.
Sat	Feb. 22	UC Santa Barbara	Tallahassee, Fla.	11:00 a.m.
Sat	Feb. 22	Wichita State	Tallahassee, Fla.	1:30 p.m.
Sun	Feb. 23	Northern Iowa	Tallahassee, Fla.	1:00 p.m.
Wed	Feb. 26	Auburn	Auburn, Ala.	6:00 p.m.
EASTON CRIMSON CLASSIC				
Fri	Feb. 28	Houston	Tuscaloosa, Ala.	12:00 p.m.
Fri	Feb. 28	Purdue	Tuscaloosa, Ala.	2:30 p.m.
Sat	Mar. 1	Purdue	Tuscaloosa, Ala.	12:00 p.m.
Sat	Mar. 1	Alabama	Tuscaloosa, Ala.	2:30 p.m.
Sun	Mar. 2	Alabama	Tuscaloosa, Ala.	2:30 p.m.
Sat	Mar. 8	Virginia*	Charlottesville, Va.	1:00 p.m.
Sat	Mar. 8	Virginia*	Charlottesville, Va.	3:00 p.m.
Sun	Mar. 9	Virginia*	Charlottesville, Va.	11:00 a.m.
Tues	Mar. 11	Virginia Tech*	Fort Myers, Fla.	5:00 p.m.
Tues	Mar. 11	Virginia Tech*	Fort Myers, Fla.	7:00 p.m.
Wed	Mar. 12	Florida Gulf Coast	Fort Myers, Fla.	7:00 p.m.
Sat	Mar. 15	NC State*	Tallahassee, Fla.	5:00 p.m.
Sat	Mar. 15	NC State*	Tallahassee, Fla.	7:00 p.m.
Sun	Mar. 16	NC State*	Tallahassee, Fla.	12:00 p.m.
Wed	Mar. 19	UNF	Jacksonville, Fla.	4:00 p.m.
Wed	Mar. 19	UNF	Jacksonville, Fla.	6:00 p.m.
Sat	Mar. 22	Boston College*	Chestnut Hill, Mass.	1:00 p.m.
Sat	Mar. 22	Boston College*	Chestnut Hill, Mass.	3:00 p.m.
Sun	Mar. 23	Boston College*	Chestnut Hill, Mass.	12:00 p.m.
Wed	Mar. 26	Florida A&M	Tallahassee, Fla.	6:00 p.m.
Sun	Mar. 30	North Carolina* (ESPN3)	Chapel Hill, N.C.	1:00 p.m.
Sun	Mar. 30	North Carolina* (ESPN3)	Chapel Hill, N.C.	3:00 p.m.
Mon	Mar. 31	North Carolina* (ESPNU)	Chapel Hill, N.C.	7:00 p.m.
Wed	Apr. 2	Florida (ESPN3)	Gainesville, Fla.	6:00 p.m.
Sat	Apr. 5	Maryland*	Tallahassee, Fla.	5:00 p.m.
Sat	Apr. 5	Maryland*	Tallahassee, Fla.	7:00 p.m.
Sun	Apr. 6	Maryland*	Tallahassee, Fla.	11:00 a.m.
Wed	Apr. 9	Florida	Tallahassee, Fla.	6:00 p.m.
Sun	Apr. 13	Notre Dame*	South Bend, Ind.	12:00 p.m.
Sun	Apr. 13	Notre Dame*	South Bend, Ind.	2:00 p.m.
Mon	Apr. 14	Notre Dame* (ESPNU)	South Bend, Ind.	7:00 p.m.
Wed	Apr. 16	Pitt* (ESPN3)	Pittsburgh, Pa.	2:00 p.m.
Wed	Apr. 16	Pitt* (ESPN3)	Pittsburgh, Pa.	4:00 p.m.
Sat	Apr. 19	Syracuse* (ESPN3)	Tallahassee, Fla.	5:00 p.m.
Sat	Apr. 19	Syracuse* (ESPN3)	Tallahassee, Fla.	7:00 p.m.
Sun	Apr. 20	Syracuse* (ESPNU)	Tallahassee, Fla.	3:00 p.m.
Sat	Apr. 26	Georgia Tech*	Tallahassee, Fla.	5:00 p.m.
Sat	Apr. 26	Georgia Tech*	Tallahassee, Fla.	7:00 p.m.
Sun	Apr. 27	Georgia Tech*	Tallahassee, Fla.	12:00 p.m.
Thur-Sat	May 8-10	ACC Tournament (RSN/ESPN2)	College Park, Md.	
Thur-Sun	May 15-18	NCAA Regional	16 Campus Sites	
Thur-Sun	May 22-25	NCAA Super Regional	8 Campus Sites	
Wed-Wed	May 28-June 4	Women's College World Series	Oklahoma City, Okla.	

Home games are in bold; * denotes ACC Game