



TWO THOUSAND SEVENTEEN FLORIDA STATE BASEBALL

21 COLLEGE WORLD SERIES APPEARANCES • 22 FIRST ROUND DRAFT PICKS • 43 1ST TEAM ALL-AMERICANS

2017 SCHEDULE

#3 FLORIDA STATE (6-2, 0-0 ACC)

Date	Ranking (FSU/Opp)	Opponent	Result/Time
2/17	3/-	VCU	L, 0-3
2/18	3/-	VCU	W, 12-3
2/19	3/-	VCU	W, 11-3
2/21	3/-	USF	L, 4-2
2/24	3/-	Samford	W, 16-3
2/25	3/-	Samford	W, 8-0
2/26	3/-	Samford	W, 13-4
2/28	3/-	at Jacksonville	W, 6-5
3/3	3/-	Oakland	4:00 PM
3/4	3/-	Oakland	1:00 PM
3/5	3/-	Oakland	1:00 PM
3/7		at UCF	6:30 PM
3/8		at UCF	4:00 PM
3/10		Boston College*	6:00 PM
3/11		Boston College*	6:00 PM
3/12		Boston College*	1:00 PM
3/14		at Florida	6:30 PM
3/15		at FGCU	6:30 PM
3/17		at Virginia Tech*	5:30 PM
3/18		at Virginia Tech*	1:00 PM
3/19		at Virginia Tech*	1:00 PM
3/21		Jacksonville	6:00 PM
3/24		at Notre Dame*	6:05 PM
3/25		at Notre Dame*	4:05 PM
3/26		at Notre Dame*	1:05 PM
3/28		vs. Florida (Jax)	6:00 PM
3/31		North Carolina*	6:00 PM
4/1		North Carolina*	6:00 PM
4/2		North Carolina*	12:30 PM
4/4		FGCU	6:00 PM
4/5		FGCU	4:00 PM
4/7		at NC State*	6:30 PM
4/8		at NC State*	6:30 PM
4/9		at NC State*	1:00 PM
4/11		Florida	6:00 PM
4/15		Clemson*	6:00 PM
4/16		Clemson*	2:00 PM
4/17		Clemson*	7:00 PM
4/18		Stetson	6:00 PM
4/19		Stetson	4:00 PM
4/21		at Miami*	7:00 PM
4/22		at Miami*	7:00 PM
4/23		at Miami*	1:00 PM
4/25		at Stetson	5:00 PM
4/28		Virginia*	6:00 PM
4/29		Virginia*	1:00 PM
4/30		Virginia*	1:00 PM
5/5		Pacific	6:00 PM
5/6		Pacific	6:00 PM
5/7		Pacific	12:00 PM
5/9		Jacksonville	6:00 PM
5/12		Wake Forest*	6:00 PM
5/13		Wake Forest*	6:00 PM
5/14		Wake Forest*	1:00 PM
5/18		at Louisville*	6:00 PM
5/19		at Louisville*	6:00 PM
5/20		at Louisville*	7:30 PM
5/23-28		ACC Tournament - Louisville, Ky.	
6/2-4		NCAA Regionals	
6/9-11		NCAA Super Regionals	
6/18-29		NCAA College World Series	

*ACC Game; Home Game

Rankings listed are from the USA Today Coaches Poll

FLORIDA STATE SEMINOLES



Head Coach

Mike Martin (Florida State '66)
Career: 1904-673-4 (.738) | 38th Season
At FSU: Same

BY THE NUMBERS

OVERALL	6-2	PROBABLE	
CURRENT	W4	STARTERS	
ACC	0-0		
CURRENT	-	FRI Cole Sands	
HOME	5-2	(2-0, 1.69 ERA)	
AWAY	1-0	SAT Tyler Holton	
NEUTRAL	0-0	(2-0, 0.69 ERA)	
LAST 5	4-1	SUN Drew Parrish	
LAST 10	6-2	(1-0, 2.45 ERA)	

TV/RADIO

Watch: ACC Network Extra
Listen: 106.1 FM or the FSU GameDay App

VS

6-2
0-0 ACC

1-7
0-0 Horizon

OAKLAND GOLDEN GRIZZLIES



Co-Head Coaches

Jacke Healey (Youngstown, '12)
Colin Kaline (Florida Southern, '11)
Career: 1-7 (.125) | 1st Season

BY THE NUMBERS

OVERALL	1-7	PROBABLE	
CURRENT	L5	STARTERS	
Horizon	0-0		
CURRENT	-	FRI Jake Lee	
HOME	0-0	(0-2, 3.46 ERA)	
AWAY	1-7	SAT Tyler Palm	
NEUTRAL	0-0	(0-1, 3.00 ERA)	
LAST 5	0-5	SUN Nick Parr	
LAST 10	1-7	(1-1, 10.80 ERA)	

March 3-5, 2017

TEAM COMPARISON

.262	BATTING AVG.	.218
.408	ON-BASE PCT.	.314
.392	SLUGGING PCT.	.349
7	HOME RUNS	6
8-8	STOLEN BASES	6-11
2.62	ERA	6.59
4.53	K-BB RATIO	1.42
.971	FIELDING PCT.	.972

ALL-TIME RESULTS

FSU leads, 7-0
Last meeting (2015): FSU def. Oakland, 7-3, 15-2, & 5-1 in Tallahassee

STARTING 9: NOLES WELCOME OAKLAND FOR THREE GAMES

- This Weekend:** Florida State (6-2) takes on Oakland (1-7) for a three-game series on Mike Martin Field at Dick Howser Stadium Friday-Sunday (4:00 FRI, 1:00 SAT & SUN). The Seminoles are 5-2 at home this season, while all eight of Oakland's games this season have come on the road.
- Last time against Oakland:** In 2015, the Seminoles hosted the Golden Grizzlies to open the season, beating OU 7-3, 15-2 and 5-1. Four current Seminoles made the first starts of their FSU careers in the season opener - Dylan Busby (0-4, BB), Quincy Nieporte (1-3), Taylor Walls (0-3, BB) and Hank Truluck (1-3).
- Last time out:** The Seminoles won at JU for the first time since 2014 with a 6-5, come-from-behind win against the Dolphins. FSU trailed 5-3 in the 8th, but three JU errors allowed FSU to score three runs. Tyler Daughtry's game-winning single was the only hit in the frame, and Drew Carlton was perfect in earning the six-out save.
- In the Polls:** Florida State remains in the Top 10 across all six polls this week, peaking at No. 2 in the Baseball America poll, where they began the season.
- NCAA Stats:** Florida State leads the nation in walks, with 61 in eight games (7.6 per game)...FSU also ranks in the Top 10 nationally with 7 sac flies on the year (7th)...on the mound, FSU is fifth with a 4.53 K-to-BB ratio, fifth in WHIP (0.97) and ninth in BB/9 IP (2.13). Taylor Walls' 14 walks are the most in the country.
- FSU Newcomers:** Three newcomers rank among the top four on the team in batting average: Nick Derr (.476 - 1), Rhett Aplin (.333 - 3) and J.C. Flowers (.320 - 4). Tyler Daughtry had the first RBI of his career on his second career hit when his single in the eighth inning gave FSU a 6-5 lead in Jacksonville on Tuesday.
- FSU Newcomers:** On the mound, four freshman have played this season. Drew Parrish threw 6.0 innings against Samford in his first start, allowing just one run. Clayton Kwiatkowski and Grant Stewart allowed no runs in their first FSU action against Samford, and Brandon Reitz allowed one run against the Bulldogs.
- Top in the ACC:** FSU leads the ACC in walks (61, also No. 1 nationally) and WHIP (0.97). Individually, Taylor Walls (14 walks, 1.75 BB per game), Jackson Lueck (2 sac flies) and Andrew Karp (17.00 K-to-BB ratio) lead their respective categories.
- ACC Player of the Week:** With his 11-strikeout performance last week against Samford, Tyler Holton earned ACC Pitcher of the Week honors on Monday. Holton allowed just two hits in seven innings in FSU's 8-0 win. He is the first Seminole to earn Pitcher of the Week honors since 2015 (Boomer Biegalski).

ROSTER

NUMERICAL ROSTER

No.	Name	B-T	Pos.	Ht.	Wt	Cl	Hometown / Previous School
1	Tyler Daughtry	L/R	INF	5-10	180	Fr.	Warner Robins, Ga. / Veterans
2	Jackson Lueck	S/R	OF	6-1	190	So.	Orlando, Fla. / Orangewood Christian
3	Nick Derr	R/R	INF	6-0	190	Fr.	Lakewood Ranch, Fla. / Sarasota
5	Justin Sorokowski	R/R	RHP/INF	6-2	205	Fr.	Mechanicsville, Va. / Lee Davis
6	Cobi Johnson	R/R	RHP	6-4	210	Jr.	Holiday, Fla. / J.W. Mitchell
7	Steven Wells, Jr.	R/R	RHP/OF	6-2	175	Jr.	Key West, Fla. / Key West
8	J.C. Flowers	R/R	RHP/OF	6-2	185	Fr.	Orange Park, Fla. / Trinity Christian Academy
10	Taylor Walls	S/R	INF	5-10	180	Jr.	Cordele, Ga. / Crisp County
12	Brandon Reitz	R/R	RHP	6-1	175	Fr.	Ocala, Fla. / Trinity Catholic
13	Donovan Petrey	L/L	OF	5-10	195	So.	Arcadia, Fla. / Port Charlotte
14	Tyler Holton	L/L	LHP/OF	6-2	200	So.	Tallahassee, Fla. / Lincoln
15	Hank Truluck	R/R	INF/OF	6-1	190	Sr.	Ocala, Fla. / Forest
16	Jared Herron	R/R	C	6-1	210	Fr.	Orlando, Fla. / Trinity Prep
17	Clayton Kwiatkowski	L/L	LHP	6-2	215	Fr.	Tampa, Fla. / Jesuit
18	Ed Voyles	R/R	RHP	6-7	205	RJr.	Atlanta, Ga. / Holy Innocents Episcopal
19	Andrew Karp	R/R	RHP	6-3	210	RSO.	Winter Garden, Fla. / West Orange
20	Kyle Cavanaugh	R/R	1B	6-5	230	RJr.	Winter Park, Fla. / Trinity Prep / Tallahassee CC
21	Alex Carpenter	R/R	RHP	6-1	195	RFr.	Satellite Beach, Fla./Melbourne Central Cath./Eastern Fla.
22	Drew Mendoza	L/R	INF	6-4	210	Fr.	Minneola, Fla. / Lake Minneola
23	Ryan Mejia	R/R	OF	6-1	190	Fr.	Tampa, Fla. / Alonso
24	Matt Henderson	S/R	INF	5-9	165	Sr.	Chico, Calif. / Pleasant Valley / Santa Barbara CC
25	Ronnie Ramirez	R/R	RHP	5-9	180	So.	Tampa, Fla. / Jesuit
26	Cole Sands	R/R	RHP	6-3	210	So.	Tallahassee, Fla. / North Florida Christian
28	Dylan Busby	R/R	INF	6-3	190	Jr.	Sarasota, Fla. / Sarasota
29	Quincy Nieporte	R/R	1B	6-1	223	Sr.	Atlanta, Ga. / St. Pius X Catholic / Tallahassee CC
30	Will Zirzow	R/R	RHP	6-5	220	RJr.	Fleming Island, Fla. / The Bolles School
31	Alec Byrd	L/L	LHP	6-3	175	Sr.	Miami Shores, Fla. / St. Thomas Aquinas
32	Grant Stewart	L/L	LHP	5-10	170	Fr.	Paxton, Fla. / Paxton
33	Chase Haney	R/R	RHP	6-6	225	So.	Winter Garden, Fla. / Windermere Prep
35	Cal Raleigh	S/R	C	6-3	205	So.	Cullowhee, N.C. / Smoky Mountain
36	Dillon Brown	R/R	RHP	6-0	170	RFr.	Lynn Haven, Fla. / Mosley
38	Rhett Aplin	L/L	LHP	6-2	220	Jr.	Fleming Island, Fla. / Fleming Island / Seminole State
42	Jim Voyles	R/R	RHP	6-7	205	Sr.	Atlanta, Ga. / Holy Innocents Episcopal
43	Drew Parrish	L/L	LHP/OF	5-11	180	Fr.	Rockledge, Fla. / Rockledge
46	Drew Carlton	R/R	RHP	6-1	207	Jr.	Lakeland, Fla. / George Jenkins
53	Bryan Bussey	R/R	C	6-2	220	Sr.	Weaverville, N.C. / North Buncombe / Walters State CC

COACHING STAFF

- 11 Head Coach: Mike Martin - 38th Season/Florida State (1966)
- 44 Associate Head Coach: Mike Bell - 6th Season/Florida State (1996)
- 4 Assistant Coach: Mike Martin, Jr. - 20th Season/Florida State (1995)
- 41 Volunteer Assistant Coach: Clyde Keller - 2nd Season/Florida State (1990)

PRONUNCIATION GUIDE

Jackson LUECK	Luke
Justin SOROKOWSKI	Sore-o-cow-ski
Brandon REITZ	Rights
Donovan PETREY	Pee-tree
Jared HERRON	Hair-in
Clayton KWIAKOWSKI	Quit-cow-ski
Ryan MEJIA	Muh-he-uh
Quincy NIEPORTE	Knee-port-e
Will ZIRZOW	Zeer-zow
Chase HANEY	Hay-knee
Rhett APLIN	App-lin
Bryan BUSSEY	Bus-E

2017 INFORMATION

Average (3.00 plate app/game)

Nick Derr	.476
Jackson Lueck	.357
Rhett Aplin	.333
J.C. Flowers	.320

Hits

Nick Derr	10
Jackson Lueck	10
J.C. Flowers	8
Quincy Nieporte	8

RBI's

Quincy Nieporte	11
Jackson Lueck	10
Rhett Aplin	8
J.C. Flowers	7
Taylor Walls	7

ERA

Tyler Holton (13.0 IP)	0.69
Cole Sands (10.2 IP)	1.69
Andrew Karp (14.2 IP)	1.84
Drew Carlton (8.2 IP)	2.08

2017 QUICK FACTS

Location	Tallahassee, FL
Nickname	Seminoles
Colors	Garnet & Gold
Enrollment	41,773
President	John Thrasher
Athletics Director	Stan Wilcox
Conference	Atlantic Coast
Home Field	Dick Howser Stadium
Capacity	6,700
Surface	Natural Grass
Dimensions	LF-340, CF-400, RF-320
Alleys	365-LC; 360-RC
Ht of Wall - 10'; Ht of RF Screen - 30'	
Letterwinners R/L	22/11
Position Starters R/L	10/4
Pitcher R/L	12/7
All-Time Record (Yrs)	2804-1044-10 (70)
All-Time ACC Record (Yrs)	459-197-0 (25)
All-Time NCAA Record (Yrs)	184-121-0 (54)
Years in NCAA Regional (Last)	54 (2016)
All-Time CWS Record (Yrs)	28-42-0 (21)
Last CWS Appearance	2012

MEDIA INFORMATION

Baseball SID	Steven McCartney
Phone Number	850.644.3920
Fax Number	850.644.3820
Cell Phone	850.322.6711
Press Box Number	850.644.1553
Email Address	smccartney@fsu.edu
Athletic Website	seminoles.com

INTERVIEW POLICY

All player and coach interviews must be arranged through the FSU Sports Information Office. On game days, coach Martin and requested players will be available to the media after the game and following a 10-minute cooling off period. Interviews will take place in the Tradition Room at Dick Howser Stadium.



HEAD COACH MIKE MARTIN

38th season as Head Coach | 43rd season coaching at FSU | 45th season at Florida State

- » **Born:** February 12, 1944, in Charlotte, N.C.
- » **High School:** Garinger HS, Charlotte, N.C.
- » **Playing Experience:**
Wingate Junior College - 1963-64
Florida State - 1965-66
- » **Family:**
Wife - Carol; **Children** - Mary Beth, Mike Jr., Melanie
Grandchildren - Hannah Elizabeth, Tyler,
Thomas Joseph (T.J.), Lexi

THE WINNINGEST ACTIVE COACH IN COLLEGE BASEBALL, MARTIN...

- » was inducted into the American Baseball Coaches Association Hall of Fame January 5, 2007
- » was inducted into the Florida Sports Hall of Fame in 2005
- » has 24 50-win seasons (no other coach at FSU has one)
- » owns the highest career winning percentage among active DI collegiate coaches (.738)
- » owns the second-most wins all-time in NCAA Division I baseball history and most among active coaches (1,904)
- » has led Florida State to 37 consecutive NCAA Regional appearances
- » has taken the Noles on 15 trips to the College World Series
- » has overseen 17 conference championships (11 Metro Conference, 6 Atlantic Coast Conference - 95, 97, 02, 04, 10, 15)
- » coached eight consecutive ACC Atlantic Division Championships (2007-2014) including setting the school record for the most conference wins in a season with a 24-6 mark in 2008 & 2012
- » produced 19 first round draft picks with 17 coming since 1990. Overall, Martin has coached 49 of FSU's 69 players that have reached the Major Leagues
- » coached 89 All-Americans, 125 All-ACC selections and a record four Golden Spikes winners
- » is a seven-time ACC Coach of the Year - 1996, 1998, 1999, 2001, 2007, 2009, 2012
- » is a six-time Metro Conference Coach of the Year
- » garnered Baseball America College Coach of the Year honors for the first time in his career in 2012
- » has led FSU to a top 15 final national ranking 32 times in 37 years as FSU head coach
- » was named to FSU's list of 100 distinguished graduates in celebration of the FSU Alumni Association centennial

WINNINGEST ACTIVE COACHES...[as of March 1, 2017]

(Minimum five years as a Division I head coach; includes record at four-year colleges only.)

		by PERCENTAGE				
COACH, TEAM	YRS.	WON	LOST	TIED	PCT.	
1. Mike Martin, Florida St.	38	1,904	673	4	.738	
2. Mike Fox, North Carolina	34	1,344	488	5	.733	
3. Brian O'Connor, Virginia	14	604	223	2	.729	
4. Dan McDonnell, Louisville	11	464	191	0	.708	
5. Wayne Graham, Rice	26	1,117	472	0	.703	
6. Jim Morris, Miami (FL)	36	1,538	667	4	.697	
7. Jim Schlossnagle, TCU	16	649	302	0	.682	
8. Kevin O'Sullivan, Florida	10	403	191	0	.679	
9. Gary Gilmore, Coastal Carolina	28	1,105	545	2	.670	

		by VICTORIES			
COACH, TEAM	YRS.	WON	LOST	TIED	
1. Mike Martin, Florida St.	38	1,904	673	4	
2. Mark Marquess, Stanford	41	1,591	864	7	
3. Jim Morris, Miami (FL)	36	1,538	667	4	
4. Mike Fox, North Carolina	34	1,344	488	5	
5. Paul Mainieri, LSU	35	1,334	675	7	
6. John Anderson, Minnesota	36	1,212	826	3	
7. Keith Guttin, Missouri St.	35	1,183	740	0	
8. Danny Hall, Georgia Tech	30	1,176	595	1	
9. Wayne Graham, Rice	26	1,117	472	0	

MARTIN AT FSU

PLAYER

Year	W-L-T	Pct.	Postseason
1965	32-11-1	.739	College World Series
1966	39-13	.750	NCAA Regionals
Total	71-24-1	.745	

ASST. COACH

Year	W-L-T	Pct.	Postseason
1975	49-10	.831	College World Series
1976	40-16	.714	NCAA Regionals
1977	37-13	.740	--
1978	44-18	.710	NCAA Regionals
1979	43-17-1	.713	NCAA Regionals
Total	213-74-1	.741	

HEAD COACH

Year	W-L-T	Pct.	Postseason
1980	51-12	.809	College World Series
1981	56-23	.709	NCAA Regionals
1982	56-17-1	.764	NCAA Regionals
1983	55-18-1	.750	NCAA Regionals
1984	55-29	.655	NCAA Regionals
1985	59-23	.720	NCAA Regionals
1986	61-13	.824	College World Series
1987	55-18	.753	College World Series
1988	50-18-1	.732	NCAA Regionals
1989	54-18	.750	College World Series
1990	57-15	.792	NCAA Regionals
1991	57-14	.789	College World Series
1992	49-21	.700	College World Series
1993	46-19	.708	NCAA Regionals
1994	53-22	.706	College World Series
1995	53-16	.768	College World Series
1996	52-17	.754	College World Series
1997	50-17	.746	NCAA Regionals
1998	53-20	.726	College World Series
1999	57-14	.800	College World Series
2000	53-19	.736	College World Series
2001	47-19	.712	NCAA Super Regionals
2002	60-14	.811	NCAA Super Regionals
2003	54-13-1	.801	NCAA Super Regionals
2004	45-23	.662	NCAA Super Regionals
2005	53-20	.726	NCAA Super Regionals
2006	44-21-0	.676	NCAA Regionals
2007	45-13	.776	NCAA Regionals
2008	54-14	.794	College World Series
2009	45-18	.714	NCAA Super Regionals
2010	48-20	.706	College World Series
2011	46-19	.708	NCAA Super Regionals
2012	50-17	.746	College World Series
2013	47-17	.734	NCAA Super Regionals
2014	43-17	.717	NCAA Regionals
2015	44-21	.677	NCAA Super Regionals
2016	41-22	.651	NCAA Super Regionals
2017	6-2	.750	--
Total	1904-673-4	.738	
FSU Totals	2188-771-6	.739	

MARTIN (CONT.)

11 GETS WIN NO. 1,900

- » Florida State head coach Mike Martin won the 1,900th game of his 38-year career in FSU's 11-3 win over VCU on February 19.
- » For perspective, if a head coach started coaching today and went 56-0 each season (the maximum number of regular season games a team can play under current NCAA rules), it would take almost 34 seasons for a coach to get 1,900 career wins.
- » Martin becomes just the second coach in NCAA history to reach 1,900 career wins and the first to do so at one program. In fact, Martin is just 36 games away from participating in his 3,000th FSU baseball game - 96 as a player (1965-66), 288 as assistant coach (1975-79) and 2,581 as head coach (1980-present).
- » Here is a look at the other milestone wins of Martin's illustrious career:

Win	Score	Date
1	FSU 9, Miami 8	2/24/80
100	FSU 5, Valdosta St. 3	4/27/81
200	FSU 8, Georgia Southern 1	4/20/83
300	FSU 17, Southern Miss 6	3/23/85
400	FSU 8, Samford 7	2/18/87
500	FSU 8, Arizona State 3	2/5/89
600	FSU 4, Cincinnati 1	5/13/90
700	FSU 3, Miami 2	4/26/92
800	FSU 15, Furman 0	4/24/94
900	FSU 4, Jacksonville 1	4/10/96
1000	FSU 4, Jacksonville 3	4/8/98
1100	FSU 17, Duke 0	3/10/00
1200	FSU 4, Appalachian State 2	3/13/02
1300	FSU 4, Oral Roberts 3	2/22/04
1400	FSU 12, Minneosta 4	2/25/06
1500	FSU 17, Georgia Tech 8	3/16/08
1600	FSU 9, Virginia Tech 6	4/4/10
1700	FSU 8, Georgia Tech 4	4/8/12
1800	FSU 4, Wake Forest 3 (13 inn)	4/21/14
1900	FSU 11, VCU 3	2/19/17

MARTIN VS. 2017 OPPONENTS

Opponent	Record	in 2017
VCU	2-1	2-1
USF	48-15	0-1
Samford	21-1	3-0
Jacksonville	85-24	1-0
Oakland	3-0	0-0
UCF	32-6	0-0
Boston College	28-4	0-0
Florida	76-68	0-0
Florida Gulf Coast	7-3	0-0
Virginia Tech	41-12	0-0
Notre Dame	8-7	0-0
North Carolina	53-25	0-0
NC State	65-25	0-0
Clemson	53-52-1	0-0
Stetson	28-4	0-0
Miami	97-101-3	0-0
Virginia	51-27	0-0
Pacific	0-0	0-0
Wake Forest	70-19	0-0
Louisville	20-4	0-0

GAME NOTES VS. OU

AGAINST THE GOLDEN GRIZZLIES

- » Florida State and Oakland have played just seven times, most recently in 2015.
- » The Seminoles are 7-0 against the Golden Grizzlies all-time, including a 3-0 record under head coach Mike Martin.
- » The teams first played in 1978, a doubleheader that FSU swept 15-6 and 6-2 in Tallahassee.
- » The next season, in 1979, FSU against swept a doubleheader by scores of 13-4 and 13-6.
- » In 2015, FSU and Oakland opened the season with a three-game set in Tallahassee. The Seminoles won all three games by scores of 7-3 (Friday), 15-2 (Saturday) and 5-1 (Sunday).
- » Four current Seminoles made the first starts of their career in the season opener against Oakland - Dylan Busby, Taylor Walls, Hank Truluck and Quincy Nieporte.
- » It was the first time FSU head coach Mike Martin had faced the Golden Grizzlies.

AGAINST THE HORIZON LEAGUE

- » Florida State has played just 13 games against teams currently in the Horizon League, and, other than Oakland, has not played a league team since 1982 (Valparaiso).
- » FSU is 12-1 against the Horizon League all-time, with the lone loss coming to Wright State in the second game of a doubleheader in 1980.

Opponent	Record
Illinois-Chicago	0-0
Milwaukee	0-0
Northern Kentucky	1-0
Oakland	7-0
Valparaiso	1-0
Wright State	3-1
Youngstown State	0-0

OAKLAND TEAM LEADERS

Category	Player	Value
Average.....	Zach Sterry.....	.375
Runs.....	Tyler Janish.....	7
Hits.....	Zach Sterry.....	12
Doubles.....	(5 players).....	2
Triples.....	Myles Zilinsky.....	1
Home runs.....	Zach Sterry.....	4
RBI.....	Zach Sterry.....	10
Walks.....	Myles Zilinsky.....	5
ERA.....	Tyler Palm.....	3.00
Innings Pitched.....	Jake Lee.....	13.0
Hits Allowed.....	Nick Parr.....	15
Walks.....	Tyler Palm.....	9
Strikeouts.....	Jake Lee.....	19
Saves.....	None.....	
Appearances.....	Jared Burkert.....	3
.....	Nate Schweers.....	3

ACC/NCAA

Standings - 3/1

Atlantic	ACC	Overall
Louisville.....	0-0.....	8-0
Florida State.....	0-0.....	6-2
Clemson.....	0-0.....	6-2
NC State.....	0-0.....	5-3
Wake Forest.....	0-0.....	5-4
Boston College.....	0-0.....	2-4
Notre Dame.....	0-0.....	1-6

Coastal	ACC	Overall
Virginia.....	0-0.....	8-0
North Carolina.....	0-0.....	8-1
Virginia Tech.....	0-0.....	8-1
Georgia Tech.....	0-0.....	7-1
Pitt.....	0-0.....	6-1
Miami.....	0-0.....	3-4
Duke.....	0-0.....	3-6

ACC Player of the Week

Tyler Holton.....	Pitcher.....	2/27
-------------------	--------------	------

Team Statistics - 3/1

Category	NCAA	ACC	Value
Base on Balls	1	1	61
Batting Average	.152	.10	.262
Complete Games	-	-	-
Double Plays	35	5	8
Double Plays per game	38	4	1.00
Doubles	123	12	13
Doubles per game	157	12	1.63
Earned Run Average	23	4	2.63
Fielding Pct.	.111	.9	.971
Hit Batters	29	1	12
Hit by Pitch	111	7	8
Hits	139	10	68
Hits Allowed per nine innings	20	2	6.63
Home Runs	71	6	7
Home Runs per game	82	6	.88
On-Base Pct.	.41	.5	.408
Runs	38	6	68
Sacrifice Bunts	179	8	2
Sacrifice Flies	7	2	7
Scoring	31	6	8.5
Shutouts	25	4	1
Slugging Pct.	.138	.10	.392
Stolen Bases	87	9	8
Stolen Bases per game	100	9	1.00
K-to-BB Ratio	5	2	4.53
Strikeouts per nine innings	46	4	9.6
Triple Plays	-	-	-
Triples	-	-	-
Triples per game	-	-	-
WHIP	5	1	.97
WL Pct.	.43	.7	.750
Walks Allowed per nine innings	9	2	2.13

Individual - Top 50 Nationally

Category	Name	NCAA/ACC	Value
Base on Balls	Taylor Walls	1/1	14
Base on Balls per game	Taylor Walls	2/1	1.75
Batting Average	Nick Derr	46/5	.476
Games Started	Tyler Holton	13/1	2
	Andrew Karp	13/1	2
	Cole Sands	13/1	2
Hit Batters	Tyler Holton	42/3	3
Sacrifice Flies	Jackson Lueck	14/1	2
K-to-BB Ratio	Andrew Karp	7/1	17.00
Strikeouts	Tyler Holton	22/3	19
	Andrew Karp	40/4	17
Wins	Tyler Holton	6/2	2
	Cole Sands	6/2	2

GAME NOTES vs. OAKLAND

CARLTON MOVES TO BULLPEN, RECORDS FIRST SAVE

- » Florida State's Opening Day starter, junior Drew Carlton, was named the team's closer after four games in 2017.
- » Carlton made his first relief appearance of the year against Samford (2/26) in a non-save situation.
- » Against Jacksonville (2/28), the Lakeland native was perfect for the final two innings in picking up his first career save in FSU's 6-5 win over the Dolphins.
- » The game against Jacksonville was Carlton's 38th career appearance, but just his eighth out of the bullpen.
- » In 2016, Carlton started all 17 of his appearances, finishing with an 8-3 record and 3.94 ERA.

WALLS NATIONAL LEADER IN BB

- » Florida State junior Taylor Walls has reached base in 22 consecutive games, and had a hit and walk on Tuesday against Jacksonville (2/28).
- » The Cordele, Ga., native has walked 14 times in eight games this season. His 14 walks are the most in the country, while FSU's 61 walks as a team also rank as the most nationally.

PARRISH SHINES IN FIRST START

- » Freshman Drew Parrish allowed just two hits and a run while striking out six in six innings in his first career start vs. Samford (2/26).
- » He is the ninth current Seminole to start a game. Here is a look at how other Noles fared in their first career start:

Pitcher	Year	Opponent	IP	H	R	ER	2B	3B	HR	BB	K
A Byrd (L vs. UCF)	2014	at UCF	2.1	4	4	4	0	0	0	2	2
D Carlton (W vs. USF)	2015	at USF	5.0	5	5	0	0	0	0	5	0
C Johnson (W vs. Dak)	2015	at Dak	5.0	2	2	0	0	0	0	6	2
E Voyles (L vs. Wake)	2015	at Wake	1.2	3	3	0	0	0	0	2	0
J Voyles (ND vs. USF)	2015	at USF	1.1	2	3	0	0	0	0	2	3
T Holton (L vs. JU)	2016	at JU	3.0	9	4	4	0	0	0	2	2
A Karp (W vs. Stetson)	2016	at Stetson	5.0	3	1	0	0	0	0	1	0
C Sands (W vs. RTU)	2016	at RTU	5.0	2	0	0	0	0	0	6	1
D Parrish (W vs. Sam)	2017	at Sam	6.0	2	1	0	0	0	0	6	0

PITCHING SHINES TO BEGIN YEAR

- » Before allowing three runs in six innings at Jacksonville (3.00 ERA), FSU's starting pitching had a remarkable 1.28 ERA between five pitchers - Cole Sands, Tyler Holton, Drew Parrish, Andrew Karp, and Drew Carlton.
- » Sands and Holton are both 2-0 on the year, and Parrish picked up the first win of his career against Samford (2/26).
- » Tyler Holton struck out a career-high 11 Bulldogs on Saturday (2/25), becoming the first Seminole to reach 10+ strikeouts since Mike Compton had 11 against Coastal Carolina in 2015. Holton was named ACC Pitcher of the Week for his efforts.
- » Drew Carlton, a hard luck loser in the season opener against VCU (2/17), allowed just two earned runs in 5.2 innings. He struck out four and walked zero. It was the second consecutive start that Carlton has not walked a batter after last season's 3-0 win in the Super Regionals at Florida.
- » In that game against Florida last season, Carlton threw a complete-game shutout, FSU's first shutout in 15 appearances in the Super Regionals.
- » Andrew Karp, the Noles midweek starter, allowed no runs and struck out nine against USF (2/21). It was the most strikeouts for Karp in his career and the longest outing (7.0). Karp retired the final 12 Bulls he faced.
- » Against Jacksonville (2/28), Karp allowed three runs in the first two innings, but sat down the final 13 batters he faced.
- » For just the fourth time in school history, the Seminoles allowed no more than four runs in any of the first seven games of a season.
- » The four times FSU has allowed four or fewer runs in each of the first seven games:

Year	Streak	Runs allowed in streak
2017	7 games	20
2011	8 games	14
1992	10 games	20
1975	11 games	18

NEWCOMERS IMPRESS

- » Seven Seminoles made the first appearances of their careers in the opening series against VCU, and 10 have played this season.
- » Six players - Nick Derr (LF), Rhett Aplin (LF), J.C. Flowers (CF), Kyle Cavanaugh (DH), Tyler Daughtry (DH) and Drew Parrish (P) made the first starts of their career.
- » A breakdown of each newcomer:

Newcomer	Thru 7 games
Nick Derr	476*, 5 R, 3 RBI, 5 BB
Rhett Aplin	.333, 2 HR*, 7 R, 8 RBI, 4 BB
J.C. Flowers	.320, HR, 8 R, 7 RBI, 4 BB
Ryan Mejia	.500 (1-for-2), RBI, BB
Kyle Cavanaugh	.250 (2-for-8), R, BB
Tyler Daughtry	.167 (2-for-12); winning RBI at JU
Drew Parrish	1-0, 2.45 ERA, 7.1 IP, 3 H, 2 ER, 7/1 K/BB
Clayton Kwiatkowski	0.00 ERA, 1.0 IP, 1 H
Grant Stewart	0.00 ERA, 1.0 IP, 1 H, 2 K
Brandon Reitz	9.00 ERA, 1.0 IP, 1 H, 1 ER, 2/1 K/BB

NOLES ON THE ROAD

- » The Seminoles won at Jacksonville, 6-5, in its first road game of the season.
- » FSU is 9-2 since 2007 in the first road game of a season, including a 3-1 mark against Jacksonville:

Year	Opponent	Score
2017	at Jacksonville	W, 6-5
2016	at USF	W, 12-4
2015	at Jacksonville	L, 3-5
2014	at Jacksonville	W, 12-6
2013	at Florida	W, 4-1
2012	at UCF	W, 7-6
2011	at Georgia	W, 6-5
2010	at Jacksonville	W, 2-0
2009	at Auburn	L, 9-10
2008	at Auburn	W, 7-5
2007	at Florida	W, 14-6

HOLTON K'S 11 vs. SAMFORD

- » Sophomore Tyler Holton set a career-high with 11 strikeouts against Samford (2/25), the first time a Seminole has hit 10+ K's in a game since Mike Compton had 11 against Coastal Carolina in 2015.
- » A look at the last five times a Seminole reached double-digit strikeouts:

Date	Pitcher	K's	Opponent
2/25/17	Tyler Holton	11	Samford
5/2/15	Mike Compton	11	Coastal Carolina
5/1/15	Boomer Biegalski	12	Coastal Carolina
3/7/15	Boomer Biegalski	10	Boston College
3/9/14	Mike Compton	10	Maryland

WALLS NAMED 2016 ALL-AMERICAN

- » Taylor Walls, one of the top shortstops in the country, was named the 43rd first team All-American in school history after earning the honor by Baseball America.
- » The Cordele, Ga., native started all 63 games for Florida State in 2016 and became just the third first team All-American shortstop at FSU, joining Dick Howser (1957-58) and Stephen Cardullo (2009).
- » Walls also earned third team marks from NCBWA and D1Baseball.com. Walls led FSU with 72 runs scored (No. 2 in the country) and had a .355 average on 88 hits.
- » Over the past summer, Walls played for the USA Collegiate National Team, leading the team with a .405 on-base percentage in 19 games.
- » To begin 2017, Walls has a .217 average with three of his five hits going for doubles. He leads FSU with 11 runs scored and has 7 RBI and 14 walks. His 14 walks are the most in the country.

NOLES SPREAD OUT TO PLAY SUMMER BALL

- » Thirteen current Seminoles played summer ball throughout the country this season, including shortstop Taylor Walls and pitcher Cole Sands on the Team USA Collegiate National Team. Sands joined the team during the trip to Taiwan, while Walls played in 19 games in Cuba, Taiwan, Japan, and California.

Player	Team
Dillon Brown	Winchester Royals
Chase Haney	Amsterdam Mohawks
Tyler Holton	Falmouth Commodores
Cal Raleigh	Harwich Mariners
Cole Sands	Falmouth Commodores
Dylan Busby	Hyannis Harbor Hawks
Andrew Karp	Chattam Anglers
Taylor Walls	Team USA
Steven Wells	Santa Barbara Foresters
Brian Bussey	Santa Barbara Foresters
Alec Byrd	Cotuit Kettleers
Matt Henderson	Santa Barbara Foresters
Quincy Nieporte	Green Bay Bullfrogs

MLB SPRING TRAINING BEGINS

- » With major league rosters reporting for spring training in Florida and Arizona, a number of former Seminole stars are trying to make major league rosters.
- » At the end of 2016, 10 Seminoles were playing in the major leagues, including three who made their first appearance in 2016: P Luke Weaver for the Cardinals, P Robby Scott for the Red Sox, and OF Stephen Cardullo for the Rockies.
- » In the minor leagues, 20 former Seminoles were on active rosters at the end of 2016, including John Sansone, an eighth round pick in last year's draft by the Cincinnati Reds.
- » Free agent Ben DeLuzio is with the Arizona Diamondbacks organization.
- » In total, 69 players in Florida State history have played in the Major League's, including 49 under head coach Mike Martin.
- » The first player to reach the major's from Florida State was Dick Howser, the 1961 American League Rookie of the Year.

PRESEASON ACCOLADES

- » Florida State enters the 2017 season as a consensus Top 5 program, ranking anywhere from second (Baseball America) to ninth (Collegiate Baseball). Collegiate Baseball is the only poll of the six where FSU is not ranked in the top five.
- » Individually, four different Seminoles earned All-America honors, led by shortstop Taylor Walls. Walls earned honors from four different organizations, including first team honors from Collegiate Baseball and the NCBWA.
- » Collegiate Baseball: FIRST TEAM - Taylor Walls and Dylan Busby
- » Perfect Game: THIRD TEAM - Taylor Walls and Cal Raleigh
- » Baseball America: SECOND TEAM - Dylan Busby; THIRD TEAM - Taylor Walls
- » NCBWA: FIRST TEAM - Taylor Walls and Dylan Busby; THIRD TEAM - Cal Raleigh and Jackson Lueck
- » D1Baseball.com: SECOND TEAM - Taylor Walls and Cal Raleigh

GAME NOTES

PLAYER RANKINGS

» In D1Baseball.com's list of the top position players in the country, Florida State placed five different players in the Top 15 at their respective position. FSU also had players on a number of other lists from the organization, including top sophomore prospects and top freshmen.

Player	List	Ranking
Dylan Busby	First Basemen*	#5
Drew Carlton	Starting Pitchers	#73
J.C. Flowers	Outfielders	#150
	Freshmen	#70
Tyler Holton	Starting Pitchers	#101
Jackson Lueck	Outfielders	#11
	2018 Prospects	#27
Drew Mendoza	Third Basemen	#5
	Freshmen	#2
Quincy Nieporte	First Basemen*	#41
Cal Raleigh	Catchers	#2
	2018 Prospects	#9
Cole Sands	Starting Pitchers	#63
	2018 Prospects	#14
Taylor Walls	Shortstops	#2

*FSU is the only school with multiple first basemen among the Top 50 in the country

PRESEASON WATCH LISTS

- » STOPPER OF THE YEAR - Chase Haney
- » GOLDEN SPIKES AWARD - Dylan Busby & Taylor Walls

PRESEASON HONORS

- » Baseball America's Top 100 draft prospects: Taylor Walls (#24) and Dylan Busby (#25)
- » College Sports Madness Freshman of the Year: Drew Mendoza

ACC PRESEASON #1

- » Ranked a preseason consensus Top 5 program, Florida State was also picked to win the ACC in 2017.
- » The annual preseason coaches poll had FSU ranked first, receiving 10 of 14 votes to win the conference. FSU has reached the ACC Tournament championship each of the past two seasons.
- » North Carolina was picked to win the Coastal Division.

Overall Champion
 Florida State (10)
 Clemson (1)
 Louisville (1)
 North Carolina (1)
 NC State (1)

Atlantic Division

Florida State (10) - 93
 Louisville (2) - 79
 Clemson (1) - 66
 NC State (1) - 64
 Wake Forest - 38
 Boston College - 26
 Notre Dame - 26

Coastal Division

N. Carolina (6) - 86
 Virginia (4) - 84
 Miami (3) - 77
 Georgia Tech (1) - 59
 Duke - 40
 Virginia Tech - 26
 Pitt - 20

HOME RUN WATCH

Player	Career	'17	'16	'15
Dylan Busby	(1) 24	1	14	9
Quincy Nieporte	(2) 14	2	5	7
Cal Raleigh	11	1	10	--
Taylor Walls	(1) 6	--	6	--
Jackson Lueck	4	--	4	--
Rhett Aplin	2	2	--	--
Tyler Holton	2	--	2	--
Steven Wells, Jr.	2	--	1	1
Donovan Petrey	1	--	1	--
Hank Truluck	1	--	1	--

(#) Grand Slam included in the total

2017 HOME RUNS

1. Rhett Aplin	VCU (2/18)	4th	2-run
2. Quincy Nieporte	VCU (2/19)	6th	Solo
3. Dylan Busby	Samford (2/24)	1st	3-run
4. J.C. Flowers	Samford (2/24)	2nd	Solo
5. Rhett Aplin	Samford (2/24)	4th	2-run
6. Quincy Nieporte	Samford (2/25)	5th	GS
7. Cal Raleigh	Jacksonville (2/28)	4th	Solo

RECORD BROKEN DOWN...

	2017	2016
Overall	6-2	41-22
Home	5-2	30-9
Away	1-0	8-11
Neutral	0-0	3-2
vs. Ranked Teams	0-0	12-9
On TV	0-0	1-5
On Internet	6-2	39-14
ACC	0-0	16-10
ACC Home	0-0	10-3
ACC Away	0-0	6-7
vs. ACC (non-conference)	0-0	3-1
vs. Atlantic-10	2-1	3-0
vs. American	0-1	3-0
vs. Atlantic Sun	1-0	2-2
vs. Big East	0-0	3-1
vs. Big XII	0-0	1-1
vs. Colonial Athletic	0-0	2-1
vs. Conference USA	0-0	1-0
vs. MAAC	0-0	4-0
vs. SEC	0-0	1-5
vs. SoCon	3-0	0-0
vs. SWAC	0-0	1-0
vs. Sun Belt	0-0	1-0
Extra Innings	0-0	3-0
Morning Start	0-0	1-2
Afternoon Start	6-2	19-10
Evening Start	0-0	20-11
In Florida	6-2	32-13
In Massachusetts	0-0	1-0
In North Carolina	0-0	5-5
In Pennsylvania	0-0	2-1
In South Carolina	0-0	1-2
On Monday	0-0	0-2
On Tuesday	1-1	4-5
On Wednesday	0-0	5-2
On Thursday	0-0	1-1
On Friday	1-1	10-3
On Saturday	2-0	12-4
On Sunday	2-0	10-7
In February	6-2	5-1
In March	0-0	13-5
In April	0-0	9-4
In May	0-0	9-8
In June	0-0	4-2
FSU scores 0-3 runs	0-2	4-16
FSU scores 4-7 runs	1-0	10-3
FSU scores 8+ runs	5-0	27-2
Opp scores 0-3 runs	4-1	21-4
Opp scores 4-7 runs	2-1	17-10
Opp scores 8+	0-0	4-7
FSU homers	5-0	29-8
Opponent homers	1-0	14-11
FSU has more hits	6-0	36-6
Opp has more hits	0-2	2-16
Hits are tied	0-0	2-1
versus LHP (Starter)	5-0	7-7
versus RHP (Starter)	1-2	34-15
when a reliever pitches	6-2	40-22
In one-run games	0-0	7-3
In two-run games	0-0	1-3
As the No. 1 team	0-0	0-0
Against the No. 1 team	0-0	0-1

PROJECTED STARTERS: vs. OAKLAND

C 35 

CAL RALEIGH • 6-3, 205, SO.

- » Named a preseason All-American by D1Baseball.com, Perfect Game and NCBWA.
- » First home run of season last game against Jacksonville.
- » Last week: 4-for-11, 2 doubles, 3 RBI, 3 runs scored

1B 29 

QUINCY NIEPORTE • 6-1, 223, SR.

- » Named the No. 41 first baseman entering 2017 by D1Baseball.com.
- » Has a pair of home runs in 2017, against VCU and Samford.
- » Had 6 RBI against Samford, including five in FSU's 8-0 win on Saturday.

2B 24 

MATT HENDERSON • 5-9, 165, SR.

- » 2016: All-Regional Team, ACC Academic Honor Roll.
- » Started 58 games at second base in his first season at FSU.
- » Had a pair of great bunts against Samford - hit .333 against the Bulldogs with 3 runs.

3B 28 


DYLAN BUSBY • 6-3, 190, JR.

- » Was planning to play first base before Drew Mendoza's injury moved him to third.
- » No. 25 draft prospect by Baseball America; Golden Spikes Award watch list.
- » Hit career home run No. 24 against Samford; 4 RBI in Friday's 16-3 win.

SS 10 


TAYLOR WALLS • 5-10, 180, JR.

- » Golden Spikes Award watch list.
- » Preseason All-American; 2016 First Team All-American.
- » Walked 7 times against Samford; has 14 walks in eight games in 2017.

LF 2 

JACKSON LUECK • 6-1, 190, SO.

- » Had FSU's lone hit in season opener; recorded hits in all three games against VCU.
- » Two doubles at Jacksonville (2/28).
- » Career-high five RBI in FSU's 13-4 win over Samford (2/26).

CF 8 

J.C. FLOWERS • 6-2, 185, FR.


- » Has gone 4-for-9 each of his first two weekend series against VCU and Samford.
- » Against the Bulldogs, scored 4 runs, had 4 RBI and his first career home run.
- » Fourth on the team with a .320 batting average through eight games.

RF 38 

RHETT APLIN • 6-2, 220, JR.

- » Four of six hits in 2017 have gone for extra bases (2 doubles, 2 HR).
- » Has home runs against Samford and VCU; hitting .333 with a .458 on-base percentage.
- » Aplin's .778 slugging pct. is one of just two above .500 on the team.

OR

RF 3 

NICK DERR • 6-0, 190, FR.

- » Leads FSU with a .476 batting average and .556 on-base percentage in 2017.
- » Team-high 10 hits to go along with 5 R, 3 RBI, and 5 walks.
- » Ranked the sixth-best shortstop by Perfect Game - hit .405 with 31 SB in 2016.

DH 1 

TYLER DAUGHTRY • 5-10, 180, FR.

- » Game-winning RBI single at Jacksonville (2/28); two hits on the season.
- » Notched four walks against VCU (2/18); one shy of tying the school record of five (Last: Stephen Drew vs. Siena, 2003) - also had three walks vs. Samford (2/26).

OR

DH 20 

KYLE CAVANAUGH • 6-5, 230, R-JR.

- » Played in six games with two starts on the season.
- » Hitting .250 (2-for-8) on the year; both hits came against Samford (2/24).
- » Played freshman season at NC State (2014); at Tallahassee CC in 2016.

CL 46 

DREW CARLTON • 6-1, 207, JR.

- » Threw a scoreless ninth in non-save situation against Samford (2/26).
- » Threw 5.2 innings of two-run baseball in the season opener against VCU as starter; career-high nine strikeouts in two-hit shutout at Florida in 2016 Super Regionals.

TRACKING THE BATS

HITTING STREAK

	Career	Season	Current
Rhett Aplin	2	2	-
Dylan Busby	10	1	-
Bryan Bussey	1	-	-
Kyle Cavanaugh	1	1	-
Tyler Daughtry	1	1	1
Nick Derr	2	2	1
J.C. Flowers	3	3	-
Matt Henderson	4	3	-
Tyler Holton	4	-	-
Jackson Lueck	10	4	4
Ryan Mejia	1	1	-
Quincy Nieporte	8	4	4
Donovan Petrey	3	-	-
Cal Raleigh	7	3	3
Hank Truluck	2	2	-
Taylor Walls	16	2	1
Steven Wells, Jr.	2	-	-

REACHING BASE

	Career	Season	Current
Rhett Aplin	4	4	-
Dylan Busby	19	3	-
Bryan Bussey	3	-	1
Kyle Cavanaugh	2	2	-
Tyler Daughtry	3	3	3
Nick Derr	2	2	1
J.C. Flowers	4	4	4
Matt Henderson	16	6	6
Tyler Holton	6	-	-
Jackson Lueck	12	4	4
Ryan Mejia	2	2	-
Quincy Nieporte	17	7	7
Donovan Petrey	12	1	-
Cal Raleigh	14	4	4
Hank Truluck	5	3	-
Taylor Walls	22	8	22
Steven Wells, Jr.	6	1	1

MULTI-HIT GAMES

	2	3	4	5+	Total
Rhett Aplin	-	-	1	-	1
Dylan Busby	1	-	-	-	1
Kyle Cavanaugh	1	-	-	-	1
Nick Derr	2	2	-	-	4
J.C. Flowers	3	-	-	-	3
Jackson Lueck	1	1	-	-	2
Quincy Nieporte	2	-	-	-	2
Cal Raleigh	3	-	-	-	3
Taylor Walls	2	-	-	-	2
Totals	15	3	1	0	19

MULTI-RBI GAMES

	2	3	4	5+	Total
Rhett Aplin	1	-	1	-	2
Dylan Busby	-	-	1	-	1
Nick Derr	1	-	-	-	1
J.C. Flowers	3	-	-	-	3
Jackson Lueck	-	1	-	1	2
Quincy Nieporte	2	-	-	1	3
Cal Raleigh	1	-	-	-	1
Taylor Walls	-	2	-	-	2
Totals	8	3	2	2	15

WALKOFFS: (FSU SINCE 2003)

Name, Date	Walk-off Description
Dylan Busby, May 28, 2016 (ACC Tournament)	RBI Single to Left Field vs. Miami (9th)
Jackson Lueck, May 21, 2016	Solo HR vs. Miami (12th)
Jackson Lueck, April 23, 2016	RBI Single to Left Field vs. Notre Dame (12th)
Taylor Walls, March 23, 2016	RBI Single to Left Field vs. UCF (11th)
Matt Henderson, March 9, 2016	Squeeze Bunt Down First Base Line vs. Toledo (9th)
Cal Raleigh, March 2, 2016	Sacrifice Fly to Right Field vs. Villanova (14th)
Josh Delph, May 29, 2015 (NCAA Tallahassee Regional)	RBI Single vs. Mercer (10th)
Quincy Nieporte, April 14, 2015	Solo HR vs. Florida (12th)
Josh Delph, March 29, 2015	RBI Single/2B Throwing Error vs. Virginia Tech
John Nogowski, May 3, 2014 (Game 1)	RBI Single vs. Minnesota
Casey Smit, April 4, 2014	RBI Single vs. Notre Dame (12th)
Jose Brizuela, March 15, 2014 (Game 2)	RBI Single vs. NC State (13th)
Stephen McGee, May 5, 2013	RBI Single vs. UCF
DJ Stewart, February 17, 2013	2-Run HR vs. Rhode Island (10th)
Jayce Boyd, April 29, 2012	2-Run Double vs. Rhode Island
Sherman Johnson, April 22, 2012	RBI Single vs. Miami (10th)
Rafael Lopez, March 13th, 2011	RBI Sac-Fly vs. Boston College
Mike McGee, June 11th, 2010 (NCAA Tallahassee Super Regional)	Solo HR vs. Vanderbilt
Mike McGee, May 4th, 2010	RBI Single vs. Jacksonville (13th)
Mike McGee, April 25th, 2010	2-Run HR vs. Miami
Stuart Tapley, April 24th, 2010	2-Run Double vs. Miami
Ohmed Danesh, May 15th, 2009	2-Run HR vs. Grambling State
Tommy Oravetz, April 22th, 2009	Solo HR vs. UNC-Asheville (11th)
Jason Stidham, April 15th, 2009	RBI Single vs. North Florida
Jason Stidham, April 12th, 2009	2-Run Single vs. North Carolina
Rafael Lopez, April 10th, 2009	RBI Sac-Fly vs. North Carolina
Mike McGee, March 22th, 2009	3-Run HR vs. Clemson
Mike Meschke, February 26th, 2009	RBI Single vs. Auburn
Tyler Holt, April 6, 2008	RBI Single vs. Virginia (10th)
Jack Rye, April 6th, 2008	RBI Single vs. Virginia (10th)
Ohmed Danesh, March 14, 2008	2-Run Single vs. Georgia Tech
Stuart Tapley, March 9th, 2008	RBI Single vs. Maryland
Jack Rye, March 16th, 2007	RBI Single vs. Wake Forest (11th)
Shane Robinson, May 25, 2006 (ACC Tournament)	RBI Single vs. North Carolina
Dennis Guinn, May 18, 2006	RBI Single vs. NC State (10th)
Aaron Cheesman, May 25, 2005 (ACC Tournament)	Sac-bunt vs. North Carolina (12th)
	(to move runner from second to third, pitcher threw ball into left field)
Aaron Cheesman, May 15, 2005	RBI Single vs. North Carolina (11th)
Ryne Malone, May 14, 2005	3-Run HR vs. North Carolina
Aaron Cheesman, April 3, 2005	Safety squeeze vs. Clemson
Jack Rye, February 12, 2005	Swinging bunt vs. Auburn
Bryan Henry, February 5, 2005	RBI Single vs. VMI
Matt Sauls, May 29, 2004 (ACC Tourney in Salem, Va.)	Safety squeeze vs. UNC (11th)
Stephen Drew, May 26, 2004 (ACC Tourney in Salem, Va.)	RBI Single vs. NC State
Matt Sauls, April 3, 2004	RBI Single vs. NC State (11th)
Danny Wardell, March 12, 2004	3-Run HR vs. Michigan State
Matt Sauls, February 22, 2004	RBI Single vs. Oral Roberts
Derrick Smith, January 31, 2004	RBI Double vs. VMI
Chris Hart, March 16, 2003	Sac-bunt vs. Virginia (12th)
	(to move runner to third, 1B throws ball away)

SERIES STATS VS. OPPONENTS

	AVG	AB	R	BATTING			2B	3B	HR	BB	K
				H	RBI						
VCU	.265	98	23	26	21	5	0	2	19	16	
USF	.214	28	2	1	2	1	0	0	4	9	
Samford	.327	98	37	32	32	5	0	4	32	19	
Jacksonville	.262	36	6	9	5	2	0	1	6	13	
Oakland											
UCF											
Boston College											
Florida											

	W-L	ERA	IP	H	PITCHING			2B	3B	HR	BB	K
					R	ER						
VCU	2-1	2.00	27.0	23	9	6	3	0	0	5	23	
USF	0-1	3.00	9.0	4	4	3	0	0	0	3	11	
Samford	3-0	2.33	27.0	18	7	7	3	0	2	8	34	
Jacksonville	1-0	5.00	9.0	8	5	5	2	0	0	1	9	
Oakland												
UCF												
Boston College												
Florida												

GOLDEN PERFORMANCES

Here is a look at how Florida State has fared when wearing the gold uniforms dating back to 2009:

^denotes walk-off win; *NCAA Tourney

2009 (6-1)

2010 (10-0)

2011 (8-2)

Feb. 20	VMI	W, 15-0
Feb. 27	Hofstra	W, 7-0
Mar. 13	Boston College^	W, 4-3
Mar. 27	Wake Forest	W, 11-2
Apr. 10	North Carolina, 6-7	
Apr. 24	Duke	W, 13-9
May 8	UCF	W, 6-1
June 5	Alabama*	W, 11-1
June 12	Texas A&M*	W, 23-9
June 13	Texas A&M*	L, 2-11

2012 (12-0)

Feb. 19	Hofstra	W, 13-6
Feb. 26	FIU	W, 2-1
Mar. 4	Maine	W, 18-2
Mar. 4	Maine	W, 10-0
Mar. 18	Virginia	W, 4-3
Apr. 1	Virginia Tech	W, 11-4
Apr. 22	Miami^ (10)	W, 8-7
Apr. 29	Rhode Island^W, 6-5	
May 6	Maryland	W, 9-2
June 3	Samford*	W, 5-2
June 10	Stanford*	W, 18-7
June 17	Stony Brook*	W, 12-2

2013 (9-1)

Feb. 17	Rhode Island^ (10)	W, 8-6
Feb. 24	USF	W, 8-0
Feb. 24	USF	W, 5-2
Mar. 3	Villanova	W, 2-1
Mar. 10	Boston CollegeW, 9-1	
Mar. 24	Georgia Tech	W, 8-6
Apr. 28	Wake Forest	W, 11-2
May 5	UCF^	W, 5-4
June 2	Troy*	W, 11-4
June 9	Indiana*	L, 6-11

2014 (6-1)

Feb. 16	Niagara (8)	W, 13-0
Mar. 2	Miami	W, 13-6
Mar. 9	Maryland	W, 7-0
Apr. 6	Notre Dame - GM 1	W, 11-2
Apr. 6	Notre Dame - GM 2	W, 4-3
Apr. 27	Virginia	L, 3-4
May 4	Minnesota	W, 7-1

2015 (5-1)

Feb. 15	Oakland	W, 5-1
Mar. 1	UNC Wilmington	W, 9-8
Mar. 8	Boston College	W, 8-4
Mar. 15	Wake Forest	W, 9-6
Mar. 29	Virginia Tech^	W, 6-5
May 3	Coastal Carolina	L, 2-4

2016 (7-1)

Feb. 21	Rhode Island	W, 23-4
Feb. 28	College of Charleston	W, 11-2
Mar. 6	St. John's	L, 1-5
Mar. 13	Georgia Tech	W, 8-3
Apr. 10	Louisville	W, 16-5
Apr. 24	Notre Dame	W, 11-6
May 9	Bowling Green	W, 6-1
June 5	South Alabama	W, 18-6

2017 (1-0)

Feb. 19	VCU	W, 11-3
Feb. 26	Samford	W, 13-4

THE LAST TIME IT HAPPENED

HITTING

A Seminole Hit A Grand Slam: Quincy Nieporte vs. Samford, February 25, 2017
Final Score: FSU 8, Samford 0
 Florida State Hit Two Grand Slams: DJ Stewart & Chris Marconcini, April 17, 2015;
 Final Score: FSU 15 Pitt 2
 Hit A Walk Off Home Run: Jackson Lueck vs. Miami, May 21, 2016, Solo (10th);
 Final Score: FSU 3 Miami 2 (10)
 Had A Walk Off Hit: Dylan Busby vs. Miami; May 28, 2016 - RBI single to LF (9th);
 Final Score: FSU 5 Miami 4
 Had A Walk Off Bunt: Matt Henderson vs. Toledo, March 9, 2016 - Bunt down first base line (9th), scoring Darren Miller from third; Final Score: FSU 3 Toledo 2
 Had A Walk Off Sacrifice Hit: Cal Raleigh vs. Villanova, March 3, 2016 - Sacrifice to right field (14th); Final Score: FSU 11 Villanova 10 (14)
 Florida State Hit 2 Home Runs In An Inning: Tyler Holton & Dylan Busby, 4th Inning vs. Clemson, May 29, 2016;
 Final Score: Clemson 18 FSU 13 (3rd time in 2016)
 Florida State Hit 3 Home Runs In An Inning: Cal Raleigh, Dylan Busby, Tyler Holton, 3rd Inning vs. South Alabama, June 5, 2016; Final Score: FSU 18 South Alabama 6
 Florida State Hit 4 Home Runs In An Inning: Ryne Malone (2), Jack Rye, Dennis Guinn, 5th Inning, Brown, March 4, 2006; Final Score: FSU 21 Brown 5
 Florida State Hit 5 Home Runs In A Game: 5 - Stephen Cardullo (3) & Mike McGee (2) vs. Virginia, May 27, 2010;
 Final Score: FSU 11 Virginia 4
 Florida State Hit 6 Home Runs In A Game: 6 - Dylan Busby (2), Cal Raleigh, Tyler Holton, Jackson Lueck, Hayden Kelly vs. Alabama State, June 5, 2016; Final Score: FSU 18 South Alabama 6
 Florida State Hit 7+ Home Runs In A Game: 7 - T. Holt (2), M. McGee (2), S. Cardullo, S.Tapley, J. Stidham vs. Miami, April 3, 2009; Final Score: FSU 14 Miami 4
 A Seminole Hit An Inside-The-Park Home Run: James Ramsey vs. Hofstra, 2nd Inning, Feb. 25, 2011; Final Score: FSU 14 Hofstra 3
 A Seminole Hit Two Or More Home Runs In An Inning: Ryne Malone (2) vs. Brown, 5th Inning, March 4, 2006;
 Final Score: FSU 21 Brown 5
 A Seminole Led Off The Game With A Home Run: Sherman Johnson vs. Samford - NCAA Regional, June 2, 2012;
 Final Score: FSU 8 Samford 1
 A Seminole Hit Back-To-Back Home Runs In Consecutive At-Bats: Dylan Busby vs. South Alabama, June 5, 2016;
 Final Score: FSU 18, South Alabama 6
 Florida State Hit Back-To-Back Home Runs: Cal Raleigh & Dylan Busby , 3rd Inning vs. South Alabama, June 5, 2016; Final Score: FSU 18, South Alabama 6 (2nd time in 2016)
 Florida State Hit Back-To-Back-To-Back Home Runs: T. Holt, S. Cardullo, M. McGee, 4th Inning, vs. Boston College, May 9, 2010; Final Score: FSU 11 BC 6
 A Seminole Hit Two Home Runs In One Game: Dylan Busby vs. South Alabama, June 5, 2016;
 Final Score: FSU 18, South Alabama 6 (3rd time in 2016)
 A Seminole Hit Three Home Runs In One Game: Stephen Cardullo (3) vs. Virginia, May 27, 2010; Final Score: FSU 11 Virginia 4
 A Seminole Hit For The Cycle: Tyler Holt vs. Maryland, March 28, 2010 (In order - 1B(1), 2B(2), 3B(3), HR(5);
 Final Score: FSU 9 Maryland 5
 A Seminole Had 5 Hits In One Game: Josh Delph (5-for-7) at Miami, April 24, 2015;
 Final Score: FSU 8, Miami 7 (17 innings)
 A Seminole Had 6 + Consecutive Hits: John Nogowski vs. Minnesota - 5/3/14 - 5/4/14 (1B, 1B, 1B, 1B, 1B, 2B) [seven straight hits]
 A Seminole Had 7 Hits In One Game: Stephen Cardullo (7-for-9) vs. Ohio State, May 31, 2009; Final Score: FSU 37 OSU 6
 A Seminole Had 3 Doubles In One Game: John Sansone, (3) at Duke, May 15, 2016;
 Final Score: FSU 4 Duke 3
 A Seminole Had 6 RBIs In One Game: Chris Marconcini (6) vs Pitt, April 17, 2015;
 Final Score: FSU 15 Pitt 2
 A Seminole Had 7 RBIs In One Game: Quincy Nieporte (7) vs. UCF, March 11, 2015;
 Final Score: FSU 15 UCF 11
 A Seminole Had 8+ RBIs In One Game: Marshall McDougall (16) at Maryland, May 9, 1999; Final Score: FSU 26 Maryland 2
 Florida State Had Multiple Players With 4+ RBI: Chris Marconcini (4) & Dylan Busby (4) at Miami, April 25, 2015;
 Final Score: FSU 15 Miami 5 (4th time in 2015)
 A Seminole Stole 5 Bases In One Game: Chip Bifano (6) vs. Kearney State, April 7, 1977;
 Final Score: FSU 11 Kearney St. 1
 A Seminole Stole Home: Donovan Petrey at Clemson, May 1, 2016; 5th Inning
 Final Score: FSU 11 Clemson 2
 A Seminole Struck Out Four Or More Times In A Game: Dylan Busby (4) vs. Miami, May 21, 2016; Final Score: Miami 8, FSU 5
 A Seminole Recorded 12 Total Bases: Stephen Cardullo (12: 1 3B, 3 2B, 3 1B) vs. Ohio State, May 31, 2009;
 Final Score: FSU 37 OSU 6
 A Seminole Scored 5 Runs In A Game: Jayce Boyd (5) vs. Texas A&M, June 12, 2011;
 Final Score: FSU 23, Texas A&M 9
 Florida State Left 15 Or More Runners On: 16 at USF, March 8, 2016;
 Final Score: FSU 12, South Florida 4 (2nd time in 2016)
An Opposing Player Hit Two Home Runs In A Game: Kevin Williams, Jr. (2), Samford, February 24, 2017
Final Score: FSU 16, Samford 3
 An Opponent Hit Back-To-Back Home Runs: AJ Murray & Mott Hyde - Georgia Tech, ACC Tournament, 9th Inning, May 22, 2013; Final Score: Georgia Tech 4, FSU 3
 An Opponent Hit Back-To-Back-To-Back Home Runs: Jeroloman, McArthur and Leclerc at Florida, June 10, 2005; Final Score: UF 8 FSU 1

PITCHING

A Seminole Pitcher Threw A No-Hitter: Chris Chavez vs. Charleston Southern, February 18, 1998; Final Score: FSU 13 CSU 0
 Florida State Combined to Throw A No-Hitter: Cole Sands/Cobi Johnson/Jim Voyes vs. Toledo, March 9, 2016;
 Final Score: FSU 3 Toledo 2
 Florida State Was No-Hit: Terry Harvey, NC State, March 26, 1993
 Final Score: NC State 8 FSU 0
 A Seminole Pitcher Threw A Complete Game: Drew Carlton vs. Florida, June 11, 2016; Final Score: FSU 3 Florida 0 (1st FSU CG in 2016)
 A Seminole Pitcher Threw A Complete Game Shutout: Drew Carlton vs. Florida, June 11, 2016; Final Score: FSU 3 Florida 0 (1st FSU CG in 2016)
 A Seminole Pitcher Threw A Complete Game (7 INN or <): Sean Gilmartin vs. Grambling State, May 14, 2009;
 Final Score: FSU 9 GSU 1 (6 Inn, Rain)
 A Seminole Pitcher Threw A Complete Game Shutout (7 INN): Mike Hyde vs. Virginia, May 26, 2006; Final Score: FSU 11 UVA 0
 An Opposing Pitcher Threw A Complete Game: Brandon Glazer (8.0), College of Charleston, May 30, 2015; Final Score: FSU 3, College of Charleston 2
Florida State Shut Out An Opponent vs. Samford, February 25, 2017;
Final Score: FSU 8, Samford 0
Florida State Was Shut Out: vs. VCU, February 17, 2017;
Final Score: VCU 3 FSU 0 (1st shutout in 2017)
 A Seminole Pitcher Gave Up Three HR In a Game: Dylan Silva at NC State, April 4, 2015;
 Final Score: NC State 11 FSU 7
 A Seminole Pitcher Gave Up Four HR in a Game: Bryan Henry vs. Florida, June 10, 2005;
 Final Score: Florida 8 FSU 1
 A Seminole Pitcher Gave Up A Grand Slam: Andrew Karp, April 15, to Ben Brezeale, Wake Forest, 8th Inning; Final Score: Wake Forest 9 FSU 0
A Seminole Struck Out 10 Or More Batters: Tyler Holton (11) vs. Samford, February 25, 2017
Final Score: FSU 8, Samford 0
 A Seminole Struck Out 10 Or More Batters In Consecutive Games: Sean Gilmartin - 11 at Georgia, March 4, 2011; 11 vs. Boston College March 11, 2011
 A Seminole Struck Out 15 Or More Batters: Tyler Chambliss (15) vs. Maryland, March 11, 2006; Final Score: FSU 6 Maryland 2
 Florida State Walked 10 or More Batters: 10 - vs. Texas Tech, April 5, 2016
 Final Score: FSU 10, Texas Tech 1 (4th time in 2016 season with 10+ walks)
Florida State Did Not Walk A Batter: vs. VCU, February 17, 2017;
Final Score: VCU 3, FSU 0 (1st time in 2017)
 A Seminole Pitcher Won 13+ Games In A Season: Bryan Henry, 2007, 14-2
 A Seminole Pitcher Won 20 Games In A Season: Mike Loynd, 1986, 20-1

SCORING & MISCELLANEOUS

 Florida State Recorded 20 Or More Hits: 24 vs. Rhode Island, February 21, 2016;
 Final Score: FSU 23, Rhode Island 4
 Florida State Scored 20 Or More Runs: 23 vs. Rhode Island, February 21, 2016 ;
 Final Score: FSU 23, Rhode Island 4
 Florida State Scored 30 Or More Runs: 37 vs. Ohio State, May 31, 2009;
 Final Score: FSU 37, Ohio State 6
 Florida State Scored 10 Or More Runs In An Inning: 10 (5th Inn) vs. St. John's, March 4, 2016; Final Score: FSU 16, St. John's 4 (second time in 2016 season)
 An Opponent Scored 10 Or More Runs In An Inning: 11 (9th Inn) vs Stanford, June 14, 2008; Final Score: Stanford 16 FSU 5
 Florida State Swept A Three-Game ACC Series At Home: Notre Dame, April 22-24, 2016;
 Scores: 12-6, 7-6 (12), 11-6 (Second time in 2016)
 Florida State Swept A Three-Game ACC Series On The Road: Boston College, March 28-29, 2014 - played at URI; Scores: 6-0, 11-7, 10-1
 Florida State Was Swept In An ACC Series At Home: Clemson, May 14-16, 2015;
 Scores: 4-1, 7-0, 9-6
 Florida State Was Swept In An ACC Series On The Road: at Notre Dame, April 10-12, 2015;
 Scores: 2-5, 1-4, 1-2
 Florida State Lost An ACC Series At Home: Miami, May 19-21, 2016;
 Scores: 2-4, 5-8, 3-2
 Florida State Was Swept At Home: Clemson, May 14-16, 2015
 Scores: 1-4, 0-7, 6-9
 Florida State Was Swept In A Non-ACC Series: Florida, March 15 & 29, April 12, 2016
 Scores: 0-6, 2-3, 2-8
 Florida State Played 20 or more innings: Wake Forest, May 6, 2006
 Final Score: FSU 4 Wake Forest 3 (20)
 Florida State Turned a Triple Play: Virginia Tech, May 3, 2009; 3rd Inning (9-2-4) RF - Ruairi O'Connor to C - Parker Brunelle to 2B - Jason Stidham
 Florida State Recorded A Walk-Off Win: Miami, May 28, 2016 (fifth of 2016 season)
 Final Score: FSU 5 Miami 4 (9 innings; Dylan Busby single to left, 1 out)
 A Florida State Opponent Recorded A Walk-Off Win: vs. Virginia, May 25, 2013;
 Final Score: UVA 7, FSU 4 - Kenny Towns 3-run HR bottom 12th (ACC Tournament)
 Committed 5+ Errors In One Game: 5 at NCS, Apr. 2, 2015; Final Score: FSU 3 NC State 2

POLLS: BASEBALL AMERICA

	PS	W-1	W-2	W-3	W-4	W-5	W-6	W-7	W-8	W-9	W-10	W-11	W-12	F
TCU.....	1	1	1											
Florida State.....	2	2	2											
Florida.....	3	3	3											
LSU.....	4	4	4											
South Carolina.....	5	5	5											
Louisville.....	7	6	6											
Cal State Fullerton.....	8	7	7											
Oregon State.....	9	8	8											
East Carolina.....	6	11	9											
North Carolina State.....	14	12	10											
Washington.....	12	10	11											
Virginia.....	16	13	12											
North Carolina.....	17	14	13											
Vanderbilt.....	11	9	14											
Clemson.....	10	15	15											
Louisiana-Lafayette.....	13	16	16											
Georgia Tech.....	21	17	17											
Coastal Carolina.....	15	18	18											
Arizona.....	22	19	19											
Ole Miss.....	22	20	20											
Texas Tech.....	25	21	21											
Stanford.....	23	23	22											
UC Santa Barbara.....	19	24	23											
Oklahoma State.....	18	20	24											
Texas A&M.....	25	25	25											
Wright State.....	25	25	25											
Long Beach State.....	20	20	20											
Maryland.....	24	24	24											

POLLS: COLL. BASEBALL

	PS	W-1	W-2	W-3	W-4	W-5	W-6	W-7	W-8	W-9	W-10	W-11	W-12	F
TCU.....	1	1	1											
Florida.....	3	3	2											
LSU.....	2	2	3											
Oregon State.....	5	5	4											
Arizona.....	7	7	5											
Louisville.....	11	11	6											
North Carolina.....	15	12	7											
Virginia.....	16	13	8											
Ole Miss.....	22	14	9											
Florida State.....	9	9	10											
Texas A&M.....	20	15	11											
Texas Tech.....	29	20	12											
South Carolina.....	4	4	13											
Vanderbilt.....	6	6	14											
Cal State Fullerton.....	10	10	15											
St. John's.....	16	16	16											
Baylor.....	17	17	17											
Oklahoma.....	18	18	18											
Virginia Tech.....	19	19	19											
UCLA.....	20	20	20											
Miami.....	8	8	21											
Clemson.....	12	22	22											
Dallas Baptist.....	26	23	23											
Texas.....	30	25	24											
Stanford.....	24	28	25											
Oklahoma State.....	28	29	26											
Arizona State.....	25	19	27											
Louisiana-Lafayette.....	14	16	28											
Washington.....	21	17	29											
North Carolina State.....	31	30	30											
Sam Houston State.....	23	18	18											
Long Beach State.....	17	21	21											
Rice.....	27	24	24											
UC Santa Barbara.....	18	26	26											
Coastal Carolina.....	19	27	27											
East Carolina.....	13	13	13											

POLLS: D1BASEBALL.COM

	PS	W-1	W-2	W-3	W-4	W-5	W-6	W-7	W-8	W-9	W-10	W-11	W-12	F
TCU.....	1	1	1											
Florida.....	2	2	2											
Florida State.....	3	3	3											
LSU.....	5	5	4											
South Carolina.....	4	4	5											
North Carolina State.....	6	6	6											
Oregon State.....	8	8	7											
North Carolina.....	9	9	8											
Louisville.....	12	10	9											
Texas Tech.....	14	11	10											
Ole Miss.....	17	17	11											
Cal State Fullerton.....	16	12	12											
Virginia.....	17	14	13											
Arizona.....	19	15	14											
Texas AGM.....	20	16	15											
Louisiana-Lafayette.....	13	13	16											
Vanderbilt.....	7	7	17											
East Carolina.....	10	18	18											
Stanford.....	18	20	19											
Clemson.....	15	22	20											
Texas.....			21											
St. John's.....			22											
Coastal Carolina.....	11	19	23											
Arkansas.....			24											
Houston.....		25	25											
Miami.....	21	21												
Rice.....	23	23												
UNC Wilmington.....	24	24												
Maryland.....	22													
UC Santa Barbara.....	25													

POLLS: NCBWA

	PS	W-1	W-2	W-3	W-4	W-5	W-6	W-7	W-8	W-9	W-10	W-11	W-12	F
TCU.....	1	1	1											
Florida.....	2	2	2											
LSU.....	3	3	3											
Oregon State.....	7	5	4											
Florida State.....	4	4	5											
Louisville.....	8	8	6											
South Carolina.....	5	6	7											
North Carolina.....	12	9	8											
Arizona.....	16	12	9											
Virginia.....	19	13	10											
Texas Tech.....	17	18	11											
Texas AGM.....	20	15	12											
Ole Miss.....	27	21	13											
Cal State Fullerton.....	14	11	14											
Vanderbilt.....	6	7	15											
Stanford.....	23	22	16											
Clemson.....	13	20	17											
St. John's.....			18											
Georgia Tech.....	29	25	19											
Arkansas.....			20											
Coastal Carolina.....	11	19	21											
Houston.....	34	29	22											
Oklahoma.....			23											
Utah.....			24											
Mississippi State.....	32	27	25											
UCF.....			26											
Texas.....			27											
Washington.....	26	24	28											
UC Santa Barbara.....	21		29											
Oklahoma State.....	22	30	30											
North Carolina State.....	10	10												
Alabama.....			14											
Louisiana-Lafayette.....	15	16												
Miami.....	18	17												
UNC Wilmington.....	30	23												
Rice.....	24	26												
UCLA.....			28											
East Carolina.....	9													
Maryland.....	25													
Long Beach State.....	28													
Dallas Baptist.....	31													
Tulane.....	33													
Arizona State.....	35													

POLLS: PERFECT GAME

	PS	W-1	W-2	W-3	W-4	W-5	W-6	W-7	W-8	W-9	W-10	W-11	W-12	F
TCU.....	1	1	1											
LSU.....	2	2	2											
Florida.....	4	3	3											
Florida State.....	3	4	4											
South Carolina.....	5	5	5											
Louisville.....	6	6	6											
Oregon State.....	7	7	7											
Ole Miss.....	8	8	8											
North Carolina.....	12	10	9											
Vanderbilt.....	9	9	10											
Louisiana-Lafayette.....	13	13	11											
North Carolina State.....	14	14	12											
East Carolina.....	10	15	13											
Oklahoma State.....	11	11	14											
Cal State Fullerton.....	15	12	15											
Texas.....	17	16	16											
Stanford.....	16	18	17											
Clemson.....	19	20	18											
Washington.....	18	17	19											
Houston.....	20	19	20											
Arizona.....	25	22	21											
Texas AGM.....	23	22	22											
Virginia.....	24	23	23											
Texas Tech.....	24	24	24											
Dallas Baptist.....	25	25	25											
Rice.....	21	21	21											
Maryland.....	23	23	25											
Cal Poly.....	22	22	22											
Coastal Carolina.....	24	24	24											

POLLS: USA TODAY COACHES

	PS	W-1	W-2	W-3	W-4	W-5	W-6	W-7	W-8	W-9	W-10	W-11	W-12	F
TCU.....	1	1	1											
Florida.....	2	2	2											
LSU.....	3	3	3											
South Carolina.....	4	4	4											
Florida State.....	5	5	5											
Vanderbilt.....	6	6	6											
Oregon State.....	7	7	7											
Louisville.....	8	8	8											
Coastal Carolina.....	9	9	9											
East Carolina.....	10	10	10											
Cal State Fullerton.....	11	11	11											
Clemson.....	12	12	12											
North Carolina.....	13	13	13											
North Carolina State.....	14	14	14											
Arizona.....	15	15	15											
Louisiana-Lafayette.....	16	16	16											
Miami.....	17	17	17											
Virginia.....	18	18	18											
Texas Tech.....	19	19	19											
Texas AGM.....	20	20	20											
Stanford.....	21	21	21											
Oklahoma State.....	22	22	22											
UC Santa Barbara.....	23	23	23											
Ole Miss.....	24	24	24											
Rice.....	25	25	25											

2017 BATTING ORDER: GAME-BY-GAME

<i>Date</i>	<i>Opponent</i>	<i>1</i>	<i>2</i>	<i>3</i>	<i>4</i>	<i>5</i>	<i>6</i>	<i>7</i>	<i>8</i>	<i>9</i>	<i>SP</i>
2/17	VCU	Walls	Lueck	Nieporte	Raleigh	Busby	Aplin	Henderson	Flowers	Daughtry	Carlton
2/18	VCU	Walls	Lueck	Raleigh	Busby	Nieporte	Aplin	Henderson	Daughtry	Flowers	Sands
2/19	VCU	Walls	Lueck	Raleigh	Busby	Nieporte	Henderson	Derr	Cavanaugh	Flowers	Holton
2/21	USF	Walls	Lueck	Nieporte	Raleigh	Aplin	Busby	Daughtry	Henderson	Flowers	Karp
2/24	Samford	Walls	Lueck	Raleigh	Nieporte	Aplin	Busby	Derr	Henderson	Flowers	Sands
2/25	Samford	Walls	Lueck	Raleigh	Aplin	Nieporte	Derr	Flowers	Henderson	Truluck	Holton
2/26	Samford	Walls	Lueck	Raleigh	Aplin	Nieporte	Busby	Daughtry	Flowers	Henderson	Parrish
2/28	at Jacksonville	Walls	Lueck	Busby	Nieporte	Raleigh	Flowers	Derr	Cavanaugh	Henderson	Karp

2017 BY POSITION: GAME-BY-GAME

<i>Date</i>	<i>Opponent</i>	<i>Times (Record)</i>	<i>C</i>	<i>1B</i>	<i>2B</i>	<i>3B</i>	<i>SS</i>	<i>LF</i>	<i>CF</i>	<i>RF</i>	<i>DH</i>
2/17	VCU	1 (0-1)	Raleigh	Nieporte	Henderson	Busby	Walls	Lueck	Flowers	Aplin	Daughtry
2/18	VCU	2 (1-1)	Raleigh	Nieporte	Henderson	Busby	Walls	Lueck	Flowers	Aplin	Daughtry
2/19	VCU	1 (1-0)	Raleigh	Nieporte	Henderson	Busby	Walls	Lueck	Flowers	Derr	Cavanaugh
2/21	USF	3 (1-2)	Raleigh	Nieporte	Henderson	Busby	Walls	Lueck	Flowers	Aplin	Daughtry
2/24	Samford	1 (1-0)	Raleigh	Nieporte	Henderson	Busby	Walls	Lueck	Flowers	Derr	Aplin
2/25	Samford	1 (1-0)	Raleigh	Nieporte	Henderson	Truluck	Walls	Lueck	Flowers	Derr	Aplin
2/26	Samford	4 (2-2)	Raleigh	Nieporte	Henderson	Busby	Walls	Lueck	Flowers	Aplin	Daughtry
2/28	at Jacksonville	2 (2-0)	Raleigh	Nieporte	Henderson	Busby	Walls	Lueck	Flowers	Derr	Cavanaugh

PITCHING (STARTERS)

<i>Date</i>	<i>Opp. (W-L-ND)</i>	<i>IP</i>	<i>H</i>	<i>R</i>	<i>ER</i>	<i>BB</i>	<i>K</i>
2/17	VCU (L)	5.2	9	2	2	0	4
2/18	VCU (W)	5.2	4	2	0	2	2
2/19	VCU (W)	6.0	3	2	1	1	8
2/21	USF (ND)	7.0	3	0	0	0	9
2/24	Samford (W)	5.0	3	2	2	2	6
2/25	Samford (W)	7.0	2	0	0	3	11
2/26	Samford (W)	6.0	2	1	1	0	6
2/28	at Jacksonville (ND)	6.0	5	3	3	1	7
Totals		48.1	31	12	9	9	53

PITCHING (BULLPEN)

<i>Date</i>	<i>Opp. (W-L-ND)</i>	<i>IP</i>	<i>H</i>	<i>R</i>	<i>ER</i>	<i>BB</i>	<i>K</i>
2/17	VCU (ND)	3.1	3	1	1	0	3
2/18	VCU (ND)	3.1	1	1	1	1	4
2/19	VCU (ND)	3.0	3	1	1	1	2
2/21	USF (L)	2.0	1	4	3	3	2
2/24	Samford (ND)	4.0	3	1	1	1	6
2/25	Samford (ND)	2.0	3	0	0	0	2
2/26	Samford (ND)	3.0	5	3	3	2	3
2/28	at Jacksonville (W)	3.0	3	2	2	0	1
Totals		23.2	22	13	12	8	23

SEASON & CAREER HIGHS

1 • TYLER DAUGHTRY

DAUGHTRY SEASON & CAREER HIGHS

At-Bats	3 vs. USF (2/21/17)
Runs	3 vs. VCU (2/18/17)
Hits	1 (two times), last at Jacksonville (2/28/17)
RBI	1 at Jacksonville (2/28/17)
Walks	4 vs. VCU (2/18/17)
Hit by Pitch	-
Stolen Bases	1 vs. Samford (2/26/17)

2 • JACKSON LUECK

LUECK SEASON HIGHS

At-Bats	4 (five times), last vs. Samford (2/24/17)
Runs	1 (four times), last at Jacksonville (2/28/17)
Hits	3 vs. VCU (2/18/17)
RBI	5 vs. Samford (2/26/17)
Walks	1 (four times), last at Jacksonville (2/28/17)
Hit by Pitch	1 vs. Samford (2/26/17)
Stolen Bases	1 (two times), last at Jacksonville (2/28/17)

LUECK CAREER HIGHS

At-Bats	6 vs. Notre Dame (4/23/16)
Runs	2 (eight times), last vs. South Alabama - NCAA Regional (6/5/16)
Hits	3 (five times), last vs. VCU (2/18/17)
RBI	5 (two times), last vs. Samford (2/26/17)
Walks	3 vs. College of Charleston (2/27/16)
Hit by Pitch	1 (11 times), last vs. Samford (2/26/17)
Stolen Bases	1 (four times), last at Jacksonville (2/28/17)

3 • NICK DERR

DERR SEASON & CAREER HIGHS

At-Bats	5 vs. Samford (2/24/17)
Runs	3 vs. VCU (2/19/17)
Hits	3 (two times), last vs. Samford (2/24/17)
RBI	2 vs. Samford (2/24/17)
Walks	2 vs. Samford (2/25/17)
Hit by Pitch	-
Stolen Bases	-

6 • COBI JOHNSON

JOHNSON CAREER HIGHS

Innings Pitched	7.0 at Virginia (3/22/15)
Hits Allowed	7 (two times), last vs. Wake Forest (3/15/15)
Runs Allowed	6 (two times), last at NC State (4/4/15)
Earned Runs Allowed	6 vs. UNC Wilmington (3/1/15)
Walks Allowed	3 (three times), last vs. Villanova (3/2/16)
Strikeouts	6 (three times), last at Miami (4/24/15)

7 • STEVEN WELLS

WELLS SEASON HIGHS - BATTING

At-Bats	1 vs. Samford (2/24/17)
Runs	-
Hits	-
RBI	-
Walks	1 vs. Samford (2/24/17)
Hit by Pitch	-
Stolen Bases	-

WELLS SEASON HIGHS - PITCHING

Innings Pitched	0.2 vs. VCU (2/17/17)
Hits Allowed	2 vs. VCU (2/17/17)
Runs Allowed	1 vs. VCU (2/17/17)
Earned Runs Allowed	1 vs. VCU (2/17/17)
Walks Allowed	-
Strikeouts	-

WELLS CAREER HIGHS - BATTING

At-Bats	6 vs. Notre Dame (4/23/16)
Runs	2 (eight times), last vs. South Alabama - NCAA Regional (6/5/16)
Hits	3 (four times), last vs. Georgia Tech - ACC Tournament (5/26/16)
RBI	5 at Wake Forest (4/16/16)
Walks	3 vs. College of Charleston (2/27/16)
Hit by Pitch	1 vs. Wake Forest (3/15/15)
Stolen Bases	1 (two times), last vs. Miami (5/21/16)

WELLS CAREER HIGHS - PITCHING

Innings Pitched	1.0 at Miami (4/26/15)
Hits Allowed	2 vs. VCU (2/17/17)
Runs Allowed	1 vs. VCU (2/17/17)
Earned Runs Allowed	1 vs. VCU (2/17/17)
Walks Allowed	-
Strikeouts	2 at Miami (4/26/15)

8 • J.C. FLOWERS

FLOWERS SEASON & CAREER HIGHS

At-Bats	4 (three times), last at Jacksonville (2/28/17)
Runs	3 vs. Samford (2/26/17)
Hits	2 (three times), last vs. Samford (2/26/17)
RBI	2 (three times), last vs. Samford (2/26/17)
Walks	1 (four times), last at Jacksonville (2/28/17)
Hit by Pitch	1 vs. Samford (2/24/17)
Stolen Bases	1 at Jacksonville (2/28/17)

10 • TAYLOR WALLS

WALLS SEASON HIGHS

At-Bats	4 (three times), last at Jacksonville (2/28/17)
Runs	3 vs. VCU (2/18/17)
Hits	2 (two times), last vs. VCU (2/19/17)
RBI	3 (two times), last vs. VCU (2/19/17)
Walks	3 (two times), last vs. Samford (2/26/17)
Hit by Pitch	-
Stolen Bases	1 vs. VCU (2/19/17)

WALLS CAREER HIGHS

At-Bats	6 (five times), last vs. Louisville (4/10/16)
Runs	4 at Pittsburgh (3/18/16)
Hits	4 (two times), last at Duke (5/13/16)
RBI	4 (two times), last vs. Florida Gulf Coast (5/11/16)
Walks	4 vs. Clemson - ACC Tournament (5/29/16)
Hit by Pitch	1 (seven times), last vs. Notre Dame (4/22/16)
Stolen Bases	3 vs. Villanova (3/2/16)

12 • BRANDON REITZ

REITZ SEASON & CAREER HIGHS

Innings Pitched	1.0 vs. Samford (2/24/17)
Hits Allowed	1 vs. Samford (2/24/17)
Runs Allowed	1 vs. Samford (2/24/17)
Earned Runs Allowed	1 vs. Samford (2/24/17)
Walks Allowed	1 vs. Samford (2/24/17)
Strikeouts	2 vs. Samford (2/24/17)

13 • DONOVAN PETREY

PETREY SEASON HIGHS

At-Bats	2 vs. Samford (2/24/17)
Runs	1 vs. Samford (2/25/17)
Hits	-
RBI	-
Walks	1 vs. Samford (2/25/17)
Hit by Pitch	1 vs. VCU (2/19/17)
Stolen Bases	-

PETREY CAREER HIGHS

At-Bats	5 vs. Rhode Island (2/21/16)
Runs	2 (two times), last at Wake Forest (4/16/16)
Hits	3 vs. Rhode Island (2/21/16)
RBI	3 vs. Rhode Island (2/21/16)
Walks	1 (14 times), last vs. Samford (2/25/17)
Hit by Pitch	1 (six times), last vs. VCU (2/19/17)
Stolen Bases	1 (two times), last at Clemson (5/1/16)

14 • TYLER HOLTON

HOLTON SEASON HIGHS - PITCHING

Innings Pitched	7.0 vs. Samford (2/25/17)
Hits Allowed	3 vs. VCU (2/19/17)
Runs Allowed	2 vs. VCU (2/19/17)
Earned Runs Allowed	1 vs. VCU (2/19/17)
Walks Allowed	3 vs. Samford (2/25/17)
Strikeouts	11 vs. Samford (2/25/17)

HOLTON CAREER HIGHS - BATTING

At-Bats	4 (two times), last vs. South Alabama - NCAA Tournament (6/5/16)
Runs	2 vs. Villanova (3/2/16)
Hits	1 (six times), last vs. South Alabama - NCAA Tournament (6/5/16)
RBI	2 (two times), last vs. South Alabama - NCAA Tournament (6/5/16)
Walks	1 (four times), last at Florida - NCAA Tournament (6/11/16)
Hit by Pitch	2 vs. Rhode Island (2/21/16)
Stolen Bases	-

HOLTON CAREER HIGHS - PITCHING

Innings Pitched	7.0 (two times), last vs. Samford (2/25/17)
Hits Allowed	9 vs. Jacksonville (3/1/16)
Runs Allowed	6 vs. Florida Gulf Coast (5/11/16)
Earned Runs Allowed	4 (two times), last vs. Florida Gulf Coast (5/11/16)
Walks Allowed	3 (four times), last vs. Samford (2/25/17)
Strikeouts	11 vs. Samford (2/25/17)

15 • HANK TRULUCK

TRULUCK SEASON HIGHS

At-Bats	1 (seven times), last at Jacksonville (2/28/17)
Runs	-
Hits	1 (two times), last vs. Samford (2/26/17)
RBI	-
Walks	1 vs. Samford (2/24/17)
Hit by Pitch	-
Stolen Bases	-

TRULUCK CAREER HIGHS

At-Bats	4 (six times), last vs. Clemson - ACC Tournament (5/29/16)
Runs	2 (five times), last at USF (3/8/16)
Hits	2 (six times), last vs. Bowling Green State (5/7/16)
RBI	4 vs. USF (3/3/15)
Walks	4 at Virginia (3/22/15)
Hit by Pitch	2 at Clemson (4/30/16)
Stolen Bases	1 (five times), last vs. Coastal Carolina (5/21/15)

17 • CLAYTON KWIATKOWSKI

KWIATKOWSKI SEASON & CAREER HIGHS

Innings Pitched	1.0 vs. Samford (2/24/17)
Hits Allowed	1 vs. Samford (2/24/17)
Runs Allowed	-
Earned Runs Allowed	-
Walks Allowed	-
Strikeouts	-

18 • ED VOYLES

E. VOYLES SEASON HIGHS

Innings Pitched	1.0 vs. VCU (2/19/17)
Hits Allowed	1 vs. VCU (2/19/17)
Runs Allowed	1 vs. VCU (2/19/17)
Earned Runs Allowed	1 vs. VCU (2/19/17)
Walks Allowed	-
Strikeouts	1 vs. VCU (2/19/17)

E. VOYLES CAREER HIGHS

Innings Pitched	4.0 (two times), last at Wake Forest (4/17/16)
Hits Allowed	5 (four times), last at Duke (5/15/16)
Runs Allowed	6 vs. Clemson - ACC Tournament (5/29/16)
Earned Runs Allowed	3 (two times), last at Jacksonville (5/10/16)
Walks Allowed	2 (five times), last vs. Clemson - ACC Tournament (5/29/16)
Strikeouts	6 vs. Villanova (3/2/16)

19 • ANDREW KARP

KARP SEASON HIGHS

Innings Pitched	7.0 vs. USF (2/21/17)
Hits Allowed	5 at Jacksonville (2/28/17)
Runs Allowed	3 at Jacksonville (2/28/17)
Earned Runs Allowed	3 at Jacksonville (2/28/17)
Walks Allowed	1 at Jacksonville (2/28/17)
Strikeouts	9 vs. USF (2/21/17)

KARP CAREER HIGHS

Innings Pitched	7.0 vs. USF (2/21/17)
Hits Allowed	5 at Jacksonville (2/28/17)
Runs Allowed	4 at Wake Forest (4/15/16)
Earned Runs Allowed	4 at Wake Forest (4/15/16)
Walks Allowed	3 at Jacksonville (5/10/16)
Strikeouts	9 vs. USF (2/21/17)

SEASON & CAREER HIGHS

20 • KYLE CAVANAUGH

CAVANAUGH SEASON & CAREER HIGHS

At-Bats	2 (two times), last at Jacksonville (2/28/17)
Runs	1 vs. Samford (2/24/17)
Hits	2 vs. Samford (2/24/17)
RBI	-
Walks	1 vs. VCU (2/19/17)
Hit by Pitch	-
Stolen Bases	-

23 • RYAN MEJIA

MEJIA SEASON & CAREER HIGHS

At-Bats	1 (two times), last vs. Samford (2/25/17)
Runs	-
Hits	1 vs. VCU (2/18/17)
RBI	1 vs. VCU (2/18/17)
Walks	1 vs. Samford (2/24/17)
Hit by Pitch	-
Stolen Bases	-

24 • MATT HENDERSON

HENDERSON SEASON HIGHS

At-Bats	4 (two times), last vs. Samford (2/25/17)
Runs	2 (two times), last vs. Samford (2/26/17)
Hits	1 (four times), last vs. Samford (2/26/17)
RBI	1 (three times), last at Jacksonville (2/28/17)
Walks	2 vs. VCU (2/19/17)
Hit by Pitch	1 (two times), last vs. Samford (2/24/17)
Stolen Bases	1 vs. USF (2/21/17)

HENDERSON CAREER HIGHS

At-Bats	5 (two times), last vs. Villanova (3/2/16)
Runs	3 (four times), last vs. South Alabama - NCAA Tournament (6/5/16)
Hits	4 vs. Louisville (4/8/16)
RBI	2 (three times), last vs. Southern Miss - NCAA Tournament (6/4/16)
Walks	3 (three times), last vs. Florida (4/12/16)
Hit by Pitch	2 vs. Miami (5/21/16)
Stolen Bases	2 at Pittsburgh (3/19/16)

25 • RONNIE RAMIREZ

RAMIREZ CAREER HIGHS

Innings Pitched	1.1 vs. St. John's (3/4/16)
Hits Allowed	4 vs. Georgia Tech (3/12/16)
Runs Allowed	4 vs. Georgia Tech (3/12/16)
Earned Runs Allowed	3 vs. Georgia Tech (3/12/16)
Walks Allowed	1 vs. Georgia Tech (3/12/16)
Strikeouts	1 (two times), last vs. Georgia Tech (3/12/16)

26 • COLE SANDS

SANDS SEASON HIGHS

Innings Pitched	5.2 vs. VCU (2/18/17)
Hits Allowed	4 vs. VCU (2/18/17)
Runs Allowed	2 (two times), last vs. Samford (2/24/17)
Earned Runs Allowed	2 vs. Samford (2/24/17)
Walks Allowed	2 (two times), last vs. Samford (2/24/17)
Strikeouts	6 vs. Samford (2/24/17)

SANDS CAREER HIGHS

Innings Pitched	6.0 (two times), last at Duke (5/14/16)
Hits Allowed	8 at Wake Forest (4/17/16)
Runs Allowed	5 (three times), last vs. Miami (5/21/16)
Earned Runs Allowed	5 (two times), last vs. Miami (5/21/16)
Walks Allowed	5 at Pittsburgh (3/20/16)
Strikeouts	6 (three times), last vs. Villanova (3/2/16)

28 • DYLAN BUSBY

BUSBY SEASON HIGHS

At-Bats	5 (two times), last vs. VCU (2/19/17)
Runs	2 vs. Samford (2/24/17)
Hits	2 vs. Samford (2/24/17)
RBI	4 vs. Samford (2/24/17)
Walks	1 (two times), last vs. Samford (2/26/17)
Hit by Pitch	1 vs. Samford (2/24/17)
Stolen Bases	2 vs. Samford (2/26/17)

BUSBY CAREER HIGHS

At-Bats	8 at Miami (4/24/15)
Runs	3 (five times), last vs. South Alabama - NCAA Tournament (6/5/16)
Hits	4 vs. Miami - ACC Tournament (5/28/16)
RBI	5 (two times), last vs. Alabama State (6/3/16)
Walks	4 vs. Villanova (3/2/16)
Hit by Pitch	2 (two times), last vs. Coastal Carolina (5/3/15)
Stolen Bases	2 (four times), last vs. Samford (2/26/17)

29 • QUINCY NIEPORTE

NIEPORTE SEASON HIGHS

At-Bats	5 (two times), last at Jacksonville (2/28/17)
Runs	3 vs. Samford (2/24/17)
Hits	2 (two times), last vs. Samford (2/25/17)
RBI	5 vs. Samford (2/25/17)
Walks	2 vs. Samford (2/24/17)
Hit by Pitch	-
Stolen Bases	-

NIEPORTE CAREER HIGHS

At-Bats	6 (two times), last vs. Notre Dame (4/23/16)
Runs	3 (four times), last vs. Notre Dame (2/24/17)
Hits	4 (two times), last vs. Notre Dame (4/23/16)
RBI	7 vs. UCF (3/11/15)
Walks	2 (two times), last vs. Samford (2/24/17)
Hit by Pitch	2 at Notre Dame (4/10/15)
Stolen Bases	1 (three times), last at Pittsburgh (3/19/16)

30 • WILL ZIRZOW

ZIRZOW SEASON HIGHS

Innings Pitched	2.1 vs. VCU (2/18/17)
Hits Allowed	-
Runs Allowed	1 vs. USF (2/21/17)
Earned Runs Allowed	-
Walks Allowed	1 vs. USF (2/21/17)
Strikeouts	3 vs. VCU (2/18/17)

ZIRZOW CAREER HIGHS

Innings Pitched	4.1 vs. Clemson - ACC Tournament (5/29/16)
Hits Allowed	4 vs. Clemson - ACC Tournament (5/29/16)
Runs Allowed	4 at NC State (4/4/15)
Earned Runs Allowed	4 at NC State (4/4/15)
Walks Allowed	2 (three times), last vs. Clemson - ACC Tournament (5/29/16)
Strikeouts	6 vs. Clemson - ACC Tournament (5/29/16)

31 • ALEC BYRD

BYRD SEASON HIGHS

Innings Pitched	1.0 (two times), last vs. Samford (2/26/17)
Hits Allowed	5 vs. Samford (2/26/17)
Runs Allowed	3 vs. Samford (2/26/17)
Earned Runs Allowed	3 vs. Samford (2/26/17)
Walks Allowed	1 vs. USF (2/21/17)
Strikeouts	2 vs. Samford (2/26/17)

BYRD CAREER HIGHS

Innings Pitched	5.2 vs. USF (3/4/15)
Hits Allowed	6 vs. UCF (3/10/15)
Runs Allowed	6 at Florida (3/17/15)
Earned Runs Allowed	6 at Florida (3/17/15)
Walks Allowed	3 (two times), last at Miami (4/16/15)
Strikeouts	8 vs. UNC Wilmington (2/27/15)

32 • GRANT STEWART

STEWART SEASON & CAREER HIGHS

Innings Pitched	1.0 vs. Samford (2/24/17)
Hits Allowed	1 vs. Samford (2/24/17)
Runs Allowed	-
Earned Runs Allowed	-
Walks Allowed	-
Strikeouts	2 vs. Samford (2/24/17)

33 • CHASE HANEY

HANEY SEASON HIGHS

Innings Pitched	1.0 (two times), last vs. Samford (2/26/17)
Hits Allowed	-
Runs Allowed	1 vs. USF (2/21/17)
Earned Runs Allowed	1 vs. USF (2/21/17)
Walks Allowed	1 vs. Samford (2/26/17)
Strikeouts	1 (two times), last vs. USF (2/21/17)

HANEY CAREER HIGHS

Innings Pitched	3.2 vs. Georgia Tech (3/12/16)
Hits Allowed	4 (two times), last vs. So. Alabama - NCAA Tournament (6/5/16)
Runs Allowed	3 vs. South Alabama - NCAA Tournament (6/5/16)
Earned Runs Allowed	2 (five times), last at Florida - NCAA Tournament (6/12/16)
Walks Allowed	3 (two times), last at USF (3/8/16)
Strikeouts	4 at USF (3/8/16)

35 • CAL RALEIGH

RALEIGH SEASON HIGHS

At-Bats	5 vs. Samford (2/26/17)
Runs	1 (six times), last at Jacksonville (2/28/17)
Hits	2 (three times), last at Jacksonville (2/28/17)
RBI	2 vs. Samford (2/26/17)
Walks	2 vs. VCU (2/18/17)
Hit by Pitch	1 vs. Samford (2/25/17)
Stolen Bases	-

RALEIGH CAREER HIGHS

At-Bats	5 (13 times), last vs. Samford (2/26/17)
Runs	3 vs. Alabama State - NCAA Tournament (6/3/16)
Hits	3 (three times), last vs. Miami (5/21/16)
RBI	4 at Pittsburgh (3/19/16)
Walks	3 at Florida - NCAA Tournament (6/11/16)
Hit by Pitch	1 (five times), last vs. Samford (2/25/17)
Stolen Bases	1 vs. Villanova (3/2/16)

38 • RHETT APLIN

APLIN SEASON & CAREER HIGHS

At-Bats	5 vs. Samford (2/24/17)
Runs	4 vs. Samford (2/24/17)
Hits	4 vs. Samford (2/24/17)
RBI	4 vs. Samford (2/24/17)
Walks	2 vs. Samford (2/25/17)
Hit by Pitch	1 vs. Samford (2/26/17)
Stolen Bases	-

42 • JIM VOYLES

J. VOYLES SEASON HIGHS

Innings Pitched	2.0 vs. Samford (2/25/17)
Hits Allowed	3 (two times), last at Jacksonville (2/28/17)
Runs Allowed	2 at Jacksonville (2/28/17)
Earned Runs Allowed	2 at Jacksonville (2/28/17)
Walks Allowed	1 (two times), last vs. USF (2/21/17)
Strikeouts	2 vs. Samford (2/25/17)

J. VOYLES CAREER HIGHS

Innings Pitched	5.0 vs. UCF (3/22/16)
Hits Allowed	6 vs. Florida Gulf Coast (4/8/15)
Runs Allowed	7 vs. Clemson - ACC Tournament (5/29/16)
Earned Runs Allowed	7 vs. Clemson - ACC Tournament (5/29/16)
Walks Allowed	3 (three times), last vs. Clemson - ACC Tournament (5/29/16)
Strikeouts	6 at Pittsburgh (3/19/16)

43 • DREW PARRISH

PARRISH SEASON & CAREER HIGHS

Innings Pitched	6.0 vs. Samford (2/26/17)
Hits Allowed	2 vs. Samford (2/26/17)
Runs Allowed	1 (two times), last vs. Samford (2/26/17)
Earned Runs Allowed	1 (two times), last vs. Samford (2/26/17)
Walks Allowed	1 vs. VCU (2/18/17)
Strikeouts	6 vs. Samford (2/26/17)

SEASON & CAREER HIGHS

46 • DREW CARLTON

CARLTON SEASON HIGHS

Innings Pitched	5.2 vs. VCU (2/17/17)
Hits Allowed	9 vs. VCU (2/17/17)
Runs Allowed	2 vs. VCU (2/17/17)
Earned Runs Allowed	2 vs. VCU (2/17/17)
Walks Allowed	1 vs. Samford (2/26/17)
Strikeouts	4 vs. VCU (2/17/17)

CARLTON CAREER HIGHS

Innings Pitched	9.0 at Florida - NCAA Tournament (6/11/16)
Hits Allowed	11 at Wake Forest (4/16/16)
Runs Allowed	8 at Wake Forest (4/16/16)
Earned Runs Allowed	7 (three times), last at Wake Forest (4/16/16)
Walks Allowed	4 at Clemson (5/1/16)
Strikeouts	9 (three times), last vs. Bowling Green State (5/7/16)

53 • BRYAN BUSSEY

BUSSEY SEASON HIGHS

At-Bats	2 vs. Samford (2/24/17)
Runs	-
Hits	-
RBI	-
Walks	-
Hit by Pitch	-
Stolen Bases	-

BUSSEY CAREER HIGHS

At-Bats	3 (two times), last vs. Villanova (3/2/16)
Runs	1 (two times), last vs. Clemson - ACC Tournament (5/29/16)
Hits	1 (four times), last vs. Clemson - ACC Tournament (5/29/16)
RBI	2 vs. Villanova (3/2/16)
Walks	1 vs. Miami (5/21/16)
Hit by Pitch	1 (two times), last vs. South Alabama - NCAA Tournament (6/5/16)
Stolen Bases	-

FSU SEASON STATS



2017 Florida State Baseball
Overall Statistics for Florida State (as of Feb 28, 2017)
(All games Sorted by Batting avg)

Record: 6-2 Home: 5-2 Away: 1-0 ACC: 0-0

Player	avg	gp-gs	ab	r	h	2b	3b	hr	rbi	tb	slg%	bb	hp	so	gdp	ob%	sf	sh	sb-att	po	a	e	fld%
3 DERR,Nick	.476	8-4	21	5	10	1	0	0	3	11	.524	5	0	4	0	.556	1	0	0-0	3	2	1	.833
2 LUECK,Jackson	.357	8-8	28	4	10	3	0	0	10	13	.464	4	1	5	1	.429	2	0	2-2	5	0	0	1.000
38 APLIN,Rhett	.333	8-6	18	7	6	2	0	2	8	14	.778	4	1	5	0	.458	1	0	0-0	4	0	0	1.000
8 FLOWERS,JC	.320	8-8	25	8	8	1	0	1	7	12	.480	4	1	3	1	.433	0	0	1-1	8	0	0	1.000
29 NIEPORTE,Quincy	.267	8-8	30	8	8	0	0	2	11	14	.467	4	0	6	0	.343	1	0	0-0	71	5	2	.974
35 RALEIGH,Cal	.241	8-8	29	6	7	2	0	1	4	12	.414	6	1	3	1	.389	0	0	0-0	66	5	0	1.000
10 WALLS,Taylor	.217	8-8	23	11	5	3	0	0	7	8	.348	14	0	5	0	.500	1	0	1-1	15	21	0	1.000
24 HENDERSON,Matt	.190	8-8	21	7	4	0	0	0	3	4	.190	6	2	6	1	.400	1	1	1-1	10	15	0	1.000
28 BUSBY,Dylan	.111	8-7	27	5	3	1	0	1	5	7	.259	2	1	9	1	.200	0	1	2-2	4	19	4	.852

23 MEJIA,Ryan	.500	4-0	2	0	1	0	0	0	1	1	.500	1	0	0	0	.667	0	0	0-0	0	0	0	.000
15 TRULUCK,Hank	.286	7-1	7	0	2	0	0	0	0	2	.286	1	0	3	1	.375	0	0	0-0	1	1	0	1.000
20 CAVANAUGH,Kyle	.250	6-2	8	1	2	0	0	0	0	2	.250	1	0	3	0	.333	0	0	0-0	4	1	0	1.000
1 DAUGHTRY,Tyler	.167	8-4	12	5	2	0	0	0	1	2	.167	7	0	2	1	.474	0	0	1-1	4	2	1	.857
53 BUSSEY,Bryan	.000	5-0	4	0	0	0	0	0	0	0	.000	0	0	0	0	.000	0	0	0-0	11	2	0	1.000
13 PETREY,Donovan	.000	5-0	4	1	0	0	0	0	0	0	.000	1	1	2	0	.333	0	0	0-0	1	0	0	1.000
7 WELLS,Steven	.000	2-0	1	0	0	0	0	0	0	0	.000	1	0	1	0	.500	0	0	0-0	3	2	0	1.000
Totals	.262	8	260	68	68	13	0	7	60	102	.392	61	8	57	7	.408	7	2	8-8	216	88	9	.971
Opponents	.205	8	258	25	53	8	0	2	21	67	.260	17	12	77	7	.283	3	3	1-4	201	66	20	.930

LOB - Team (69), Opp (52). DPs turned - Team (8), Opp (8).

(All games Sorted by Earned run avg)

Player	era	w-l	app	gs	cg	sho	sv	ip	h	r	er	bb	so	2b	3b	hr	b/avg	wp	hp	bk	sfa	sha	
14 HOLTON,Tyler	0.69	2-0	2	2	0	0/1	0	13.0	5	2	1	4	19	1	0	0	.122	1	3	0	0	1	
26 SANDS,Cole	1.69	2-0	2	2	0	0/0	0	10.2	7	4	2	4	8	1	0	1	.179	1	1	0	0	0	
19 KARP,Andrew	1.84	0-0	3	2	0	0/0	0	14.2	9	3	3	1	17	0	0	0	.180	0	0	0	0	1	
46 CARLTON,Drew	2.08	0-1	3	1	0	0/0	1	8.2	9	2	2	1	6	1	0	0	.281	0	1	0	1	0	

30 ZIRZOW,Will	0.00	0-0	3	0	0	0/0	0	3.1	0	1	0	1	5	0	0	0	.000	0	2	0	0	0	
32 STEWART,Grant	0.00	0-0	1	0	0	0/0	0	1.0	1	0	0	0	2	1	0	0	.250	0	0	0	0	0	
17 KWIATKOWSKI,Clayton	0.00	0-0	1	0	0	0/0	0	1.0	1	0	0	0	0	0	0	0	.250	0	0	0	0	0	
43 PARRISH,Drew	2.45	1-0	3	1	0	0/0	0	7.1	3	2	2	1	7	1	0	0	.130	0	1	0	1	0	
33 HANEY,Chase	3.00	1-0	4	0	0	0/0	0	3.0	0	1	1	1	2	0	0	0	.000	0	1	1	0	0	
42 VOYLES,Jim	6.75	0-0	4	0	0	0/1	0	4.0	8	3	3	2	4	2	0	0	.400	2	0	0	0	0	
12 REITZ,Brandon	9.00	0-0	1	0	0	0/0	0	1.0	1	1	1	1	2	0	0	1	.250	0	0	0	0	0	
7 WELLS,Steven	9.00	0-0	2	0	0	0/0	0	1.0	3	1	1	0	0	0	0	0	.600	1	1	0	1	0	
18 VOYLES,Ed	9.00	0-0	1	0	0	0/0	0	1.0	1	1	1	0	1	0	0	0	.333	0	1	0	0	1	
31 BYRD,Alec	15.43	0-1	4	0	0	0/0	0	2.1	5	4	4	1	4	1	0	0	.385	0	1	0	0	0	
Totals	2.62	6-2	8	8	0	1/1	1	72.0	53	25	21	17	77	8	0	2	.205	5	12	1	3	3	
Opponents	7.79	2-6	8	8	0	1/1	2	67.0	68	68	58	61	57	13	0	7	.262	5	8	2	7	2	

PB - Team (1), RALEIGH,C 1, Opp (4). Pickoffs - Team (2), RALEIGH,C 1, HOLTON, T. 1.