



TWO THOUSAND SEVENTEEN FLORIDA STATE BASEBALL

21 COLLEGE WORLD SERIES APPEARANCES • 22 FIRST ROUND DRAFT PICKS • 43 1ST TEAM ALL-AMERICANS

2017 SCHEDULE

FLORIDA STATE (21-13, 7-8 ACC)

Date	Ranking (FSU/Opp)	Opponent	Result/Time
2/17	3/-	VCU	L, 0-3
2/18	3/-	VCU	W, 12-3
2/19	3/-	VCU	W, 11-3
2/21	3/-	USF	L, 4-2
2/24	3/-	Samford	W, 16-3
2/25	3/-	Samford	W, 8-0
2/26	3/-	Samford	W, 13-4
2/28	3/-	at Jacksonville	W, 6-5
3/3	3/-	Oakland	W, 18-10
3/4	3/-	Oakland	W, 12-1
3/5	3/-	Oakland	W, 14-6
3/7	3/-	at UCF	W, 5-2
3/8	3/-	at UCF	W, 5-0
3/10	3/-	Boston College*	L, 5-8
3/11	3/-	Boston College*	W, 11-1
3/11	3/-	Boston College*	W, 13-0
3/14	1/5	at Florida	L, 0-1
3/15	1/22	at FGCU	L, 2-5
3/17	1/-	at Virginia Tech*	W, 9-2
3/18	1/-	at Virginia Tech*	L, 12-13
3/19	1/-	at Virginia Tech*	L, 0-17
3/21	13/-	Jacksonville	W, 10-9
3/24	13/-	at Notre Dame*	W, 8-2
3/24	13/-	at Notre Dame*	W, 8-3 (13)
3/25	13/-	at Notre Dame*	W, 5-1
3/28	12/9	vs. Florida (Jax)	L, 1-4
3/31	12/8	North Carolina*	L, 1-3
4/1	12/8	North Carolina*	L, 2-5 (11)
4/2	12/8	North Carolina*	L, 7-9
4/4	22/20	FGCU	W, 7-6
4/5	22/20	FGCU	W, 3-2 (5)
4/7	22/-	at NC State*	W, 16-7
4/8	22/-	at NC State*	L, 3-4
4/9	22/-	at NC State*	L, 4-8
4/11	-/12	Florida	6:00 PM
4/15		Clemson*	6:00 PM
4/16		Clemson*	2:00 PM
4/17		Clemson*	7:00 PM
4/19		Stetson	6:00 PM
4/21		at Miami*	7:00 PM
4/22		at Miami*	7:00 PM
4/23		at Miami*	1:00 PM
4/25		at Stetson	5:00 PM
4/28		Virginia*	6:00 PM
4/29		Virginia*	1:00 PM
4/30		Virginia*	1:00 PM
5/5		Pacific	6:00 PM
5/6		Pacific	6:00 PM
5/7		Pacific	12:00 PM
5/9		Jacksonville	6:00 PM
5/12		Wake Forest*	6:00 PM
5/13		Wake Forest*	6:00 PM
5/14		Wake Forest*	1:00 PM
5/18		at Louisville*	6:00 PM
5/19		at Louisville*	6:00 PM
5/20		at Louisville*	7:30 PM
5/23-28		ACC Tournament - Louisville, Ky.	
6/2-4		NCAA Regionals	
6/9-11		NCAA Super Regionals	
6/18-29		NCAA College World Series	

*ACC Game; Home Game

Rankings listed are from D1Baseball.com

FLORIDA STATE SEMINOLES

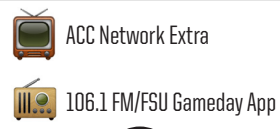


Head Coach

Mike Martin (Florida State '66)
Career: 1919-684-4 (.737) | 38th Season
At FSU: Same

BY THE NUMBERS

OVERALL	21-13	PROBABLE
CURRENT	L2	STARTER
ACC	7-8	
CURRENT	L2	TUE Andrew Karp
HOME	13-6	(0-2, 4.84 ERA)
AWAY	8-6	
NEUTRAL	0-1	
LAST 5	3-2	
LAST 10	4-6	



VS

21-13
7-8 ACC

21-11
6-6 SEC

April 11, 2017

TEAM COMPARISON

.259	BATTING AVG.	.245
.393	ON-BASE PCT.	.335
.407	SLUGGING PCT.	.360
31	HOME RUNS	22
34-40	STOLEN BASES	43-54
3.67	ERA	2.98
3.26	K-BB RATIO	3.11
.967	FIELDING PCT.	.980

ALL-TIME RESULTS

FSU leads, 128-114-1
2017: @ UF, 0-1; @ Jax, 1-4
Last in Tallahassee (2016): UF, 8-2

#12 FLORIDA GATORS



Head Coach

Kevin O'Sullivan (Virginia '91)
Career: 417-200 (.676) | 10th Season
At Florida: Same

BY THE NUMBERS

OVERALL	21-11	PROBABLE
CURRENT	W1	STARTER
SEC	6-6	
CURRENT	W1	TUE Tyler Dyson
HOME	16-5	(1-0, 3.55 ERA)
AWAY	4-6	
NEUTRAL	1-0	
LAST 5	3-2	
LAST 10	7-3	

STARTING 9: WHAT TO KNOW

- Last time out:** Florida State was 3-2 last week, beating No. 20 Florida Gulf Coast twice in Tallahassee before dropping two of three at NC State. Freshman **Drew Mendoza** was 6-for-12 at NC State with two doubles, his first career home run and three runs scored. He enters Tuesday's game with a five-game hitting streak.
- J.D. Drew jersey to be retired:** Florida State announced that former outfielder **J.D. Drew** (1995-97) will have his No. 39 jersey retired prior to the game against Clemson on Saturday, April 15. He will join **Dick Howser** (No. 34) as the only Seminoles to have a jersey retired.
- Noles record second seven-run comeback win:** On March 21, FSU trailed Jacksonville 7-0 before having an at-bat, and slowly chipped away at the JU lead until freshman **J.C. Flowers'** walk-off, two-run single with two outs in the ninth inning. Against Oakland (3/3), FSU also trailed 7-0 before winning 18-10.
- Walls leads country in walks:** After notching seven walks in the final two games at Notre Dame, junior Taylor Walls leads the country with 37 on the season. As a team, the Seminoles have been walked 215 times, 11 more than the next closest school, Mercer.
- Q among nation's leaders:** Senior first baseman/designated hitter Quincy Nieporte is 11th in the country with 41 RBI. He hit his third and fourth grand slams of the year at Virginia Tech, and he is now the single-season record holder for grand slams in a season at FSU. His four grand slams are the most in the country.
- Parrish shines at Notre Dame:** On March 25, freshman Drew Parrish threw a complete game, three-hitter in Florida State's 5-1 win over Notre Dame. Only twice, in the 4th and 9th innings, did Parrish face more than one batter, and the Irish's lone run came on an error in the 4th inning. It is FSU's only complete game of the season.
- Noles on the basepaths:** Florida State opened the season a perfect 27-for-27 in stolen bases and is currently 34-40 on the year. The Seminoles had the most stolen bases without being caught in the country. Dylan Busby leads the team with six stolen bases on the season.
- Martin active leader in wins:** Head coach Mike Martin, now in his 38th year as head coach at Florida State, is the active wins leader with 1,919. He also is the all-time winningest coach by percentage, with a .737 mark. He needs just 57 wins to pass Augie Garrido's all-time wins record (1,975).
- Holton among nation's best:** Tyler Holton is the fourth FSU pitcher to earn three ACC Pitcher of the Week honors in one season after throwing seven innings of no-hit ball against No. 7 North Carolina. He was previously honored as the league's top pitcher after games against Samford (11 K) and Oakland (13 K).

ROSTER

No.	Name	B-T	Pos.	Ht.	Wt	Cl	Hometown / Previous School
1	Tyler Daughtry	L/R	INF	5-10	180	Fr.	Warner Robins, Ga. / Veterans
2	Jackson Lueck	S/R	OF	6-1	190	So.	Orlando, Fla. / Orangewood Christian
3	Nick Derr	R/R	INF	6-0	190	Fr.	Lakewood Ranch, Fla. / Sarasota
5	Justin Sorokowski	R/R	RHP/INF	6-2	205	Fr.	Mechanicsville, Va. / Lee Davis
6	Cobi Johnson	R/R	RHP	6-4	210	Jr.	Holiday, Fla. / J.W. Mitchell
7	Steven Wells, Jr.	R/R	RHP/OF	6-2	175	Jr.	Key West, Fla. / Key West
8	J.C. Flowers	R/R	RHP/OF	6-2	185	Fr.	Orange Park, Fla. / Trinity Christian Academy
10	Taylor Walls	S/R	INF	5-10	180	Jr.	Cordele, Ga. / Crisp County
12	Brandon Reitz	R/R	RHP	6-1	175	Fr.	Ocala, Fla. / Trinity Catholic
13	Donovan Petrey	L/L	OF	5-10	195	So.	Arcadia, Fla. / Port Charlotte
14	Tyler Holton	L/L	LHP/OF	6-2	200	So.	Tallahassee, Fla. / Lincoln
15	Hank Truluck	R/R	INF/OF	6-1	190	Sr.	Ocala, Fla. / Forest
16	Jared Herron	R/R	C	6-1	210	Fr.	Orlando, Fla. / Trinity Prep
17	Clayton Kwiatkowski	L/L	LHP	6-2	215	Fr.	Tampa, Fla. / Jesuit
18	Ed Voyles	R/R	RHP	6-7	205	RJr.	Atlanta, Ga. / Holy Innocents Episcopal
19	Andrew Karp	R/R	RHP	6-3	210	RSO.	Winter Garden, Fla. / West Orange
20	Kyle Cavanaugh	R/R	1B	6-5	230	RJr.	Winter Park, Fla. / Trinity Prep / Tallahassee CC
21	Alex Carpenter	R/R	RHP	6-1	195	RFr.	Satellite Beach, Fla./Melbourne Central Cath./Eastern Fla.
22	Drew Mendoza	L/R	INF	6-4	210	Fr.	Minneola, Fla. / Lake Minneola
23	Ryan Mejia	R/R	OF	6-1	190	Fr.	Tampa, Fla. / Alonso
24	Matt Henderson	S/R	INF	5-9	165	Sr.	Chico, Calif. / Pleasant Valley / Santa Barbara CC
25	Ronnie Ramirez	R/R	RHP	5-9	180	So.	Tampa, Fla. / Jesuit
26	Cole Sands	R/R	RHP	6-3	210	So.	Tallahassee, Fla. / North Florida Christian
28	Dylan Busby	R/R	INF	6-3	190	Jr.	Sarasota, Fla. / Sarasota
29	Quincy Nieporte	R/R	1B	6-1	223	Sr.	Atlanta, Ga. / St. Pius X Catholic / Tallahassee CC
30	Will Zirzow	R/R	RHP	6-5	220	RJr.	Fleming Island, Fla. / The Bolles School
31	Alec Byrd	L/L	LHP	6-3	175	Sr.	Miami Shores, Fla. / St. Thomas Aquinas
32	Grant Stewart	L/L	LHP	5-10	170	Fr.	Paxton, Fla. / Paxton
33	Chase Haney	R/R	RHP	6-6	225	So.	Winter Garden, Fla. / Windermere Prep
35	Cal Raleigh	S/R	C	6-3	205	So.	Cullowhee, N.C. / Smoky Mountain
36	Dillon Brown	R/R	RHP	6-0	170	RFr.	Lynn Haven, Fla. / Mosley
38	Rhett Aplin	L/L	LHP	6-2	220	Jr.	Fleming Island, Fla. / Fleming Island / Seminole State
42	Jim Voyles	R/R	RHP	6-7	205	Sr.	Atlanta, Ga. / Holy Innocents Episcopal
43	Drew Parrish	L/L	LHP/OF	5-11	180	Fr.	Rockledge, Fla. / Rockledge
46	Drew Carlton	R/R	RHP	6-1	207	Jr.	Lakeland, Fla. / George Jenkins
53	Bryan Bussey	R/R	C	6-2	220	Sr.	Weaverville, N.C. / North Buncombe / Walters State CC

COACHING STAFF

11	Head Coach: Mike Martin - 38th Season/Florida State (1966)
44	Associate Head Coach: Mike Bell - 6th Season/Florida State (1996)
4	Assistant Coach: Mike Martin, Jr. - 20th Season/Florida State (1995)
41	Volunteer Assistant Coach: Clyde Keller - 2nd Season/Florida State (1990)

PRONUNCIATION GUIDE

Jackson LUECK	Luke
Justin SOROKOWSKI	Sore-o-cow-ski
Brandon REITZ	Rights
Donovan PETREY	Pee-tree
Jared HERRON	Hair-in
Clayton KWIATKOWSKI	Quit-cow-ski
Ryan MEJIA	Muh-he-uh
Quincy NIEPORTE	Knee-port-e
Will ZIRZOW	Zeer-zow
Chase HANEY	Hay-knee
Rhett APLIN	App-lin
Bryan BUSSEY	Bus-E

2017 INFORMATION

Average (3.00 plate app/game)

Rhett Aplin	.318
Quincy Nieporte	.300
J.C. Flowers	.284
Dylan Busby	.270

Hits

Quincy Nieporte	36
Rhett Aplin	35
Dylan Busby	31
J.C. Flowers	31

RBI

Quincy Nieporte	41
Jackson Lueck	25
Dylan Busby	24
Rhett Aplin	23
Taylor Walls	23

ERA (min. 1 IP/game)

Tyler Holton (47.1 IP)	2.47
Cole Sands (43.1 IP)	3.53
Andrew Karp (35.1 IP)	4.84
Drew Parrish (39.0 IP)	5.08

2017 QUICK FACTS

Location	Tallahassee, FL
Nickname	Seminoles
Colors	Garnet & Gold
Enrollment	41,773
President	John Thrasher
Athletics Director	Stan Wilcox
Conference	Atlantic Coast
Home Field	Dick Howser Stadium
Capacity	6,700
Surface	Natural Grass
Dimensions	LF-340, CF-400, RF-320
Alleys	365-LC; 360-RC
Ht of Wall - 10'; Ht of RF Screen - 30'	
Letterwinners R/L	22/11
Position Starters R/L	10/4
Pitcher R/L	12/7
All-Time Record (Yrs)	2819-1055-10 (70)
All-Time ACC Record (Yrs)	466-205-0 (26)
All-Time NCAA Record (Yrs)	184-121-0 (54)
Years in NCAA Regional (Last)	54 (2016)
All-Time CWS Record (Yrs)	28-42-0 (21)
Last CWS Appearance	2012

MEDIA INFORMATION

Baseball SID	Steven McCartney
Phone Number	850.644.3920
Fax Number	850.644.3820
Cell Phone	850.322.6711
Press Box Number	850.644.1553
Email Address	smccartney@fsu.edu
Athletic Website	seminoles.com

INTERVIEW POLICY

All player and coach interviews must be arranged through the FSU Sports Information Office. On game days, coach Martin and requested players will be available to the media after the game and following a 10-minute cooling off period. Interviews will take place in the Tradition Room at Dick Howser Stadium.



HEAD COACH MIKE MARTIN

38th season as Head Coach | 43rd season coaching at FSU | 45th season at Florida State

- » **Born:** February 12, 1944, in Charlotte, N.C.
- » **High School:** Garinger HS, Charlotte, N.C.
- » **Playing Experience:**
Wingate Junior College - 1963-64
Florida State - 1965-66
- » **Family:**
Wife - Carol; **Children** - Mary Beth, Mike Jr., Melanie
Grandchildren - Hannah Elizabeth, Tyler,
Thomas Joseph (T.J.), Lexi

THE WINNINGEST ACTIVE COACH IN COLLEGE BASEBALL, MARTIN...

- » was inducted into the American Baseball Coaches Association Hall of Fame January 5, 2007
- » was inducted into the Florida Sports Hall of Fame in 2005
- » has 24 50-win seasons (no other coach at FSU has one)
- » owns the highest career winning percentage among active DI collegiate coaches (.737)
- » owns the second-most wins all-time in NCAA Division I baseball history and most among active coaches (1,919)
- » has led Florida State to 37 consecutive NCAA Regional appearances
- » has taken the Noles on 15 trips to the College World Series
- » has overseen 17 conference championships (11 Metro Conference, 6 Atlantic Coast Conference - 95, 97, 02, 04, 10, 15)
- » coached eight consecutive ACC Atlantic Division Championships (2007-2014) including setting the school record for the most conference wins in a season with a 24-6 mark in 2008 & 2012
- » produced 19 first round draft picks with 17 coming since 1990. Overall, Martin has coached 49 of FSU's 69 players that have reached the Major Leagues
- » coached 89 All-Americans, 125 All-ACC selections and a record four Golden Spikes winners
- » is a seven-time ACC Coach of the Year - 1996, 1998, 1999, 2001, 2007, 2009, 2012
- » is a six-time Metro Conference Coach of the Year
- » garnered Baseball America College Coach of the Year honors for the first time in his career in 2012
- » has led FSU to a top 15 final national ranking 32 times in 37 years as FSU head coach
- » was named to FSU's list of 100 distinguished graduates in celebration of the FSU Alumni Association centennial

WINNINGEST ACTIVE COACHES...[as of April 10, 2017]

(Minimum five years as a Division I head coach; includes record at four-year colleges only.)

		by PERCENTAGE				
COACH, TEAM	YRS.	WON	LOST	TIED	PCT.	
1. Mike Martin, Florida St.	38	1,919	684	4	.737	
2. Mike Fox, North Carolina	34	1,362	493	5	.733	
3. Brian O'Connor, Virginia	14	622	231	2	.727	
4. Dan McDonnell, Louisville	11	483	195	0	.712	
5. Wayne Graham, Rice	26	1,125	489	0	.698	
6. Jim Morris, Miami (FL)	36	1,550	680	4	.695	
7. Jim Schlossnagle, TCU	16	668	306	0	.685	
8. Kevin O'Sullivan, Florida	10	417	200	0	.678	
9. Gary Gilmore, Coastal Carolina	28	1,120	551	3	.670	

		by VICTORIES			
COACH, TEAM	YRS.	WON	LOST	TIED	
1. Mike Martin, Florida St.	38	1,919	684	4	
2. Mark Marquess, Stanford	41	1,602	872	7	
3. Jim Morris, Miami (FL)	36	1,550	680	4	
4. Mike Fox, North Carolina	34	1,362	493	5	
5. Paul Mainieri, LSU	35	1,348	685	7	
6. John Anderson, Minnesota	36	1,227	832	3	
7. Keith Guttin, Missouri St.	35	1,197	749	0	
8. Danny Hall, Georgia Tech	30	1,185	608	1	
9. Wayne Graham, Rice	26	1,125	489	0	

MARTIN AT FSU

PLAYER

Year	W-L-T	Pct.	Postseason
1965	32-11-1	.739	College World Series
1966	39-13	.750	NCAA Regionals
Total	71-24-1	.745	

ASST. COACH

Year	W-L-T	Pct.	Postseason
1975	49-10	.831	College World Series
1976	40-16	.714	NCAA Regionals
1977	37-13	.740	--
1978	44-18	.710	NCAA Regionals
1979	43-17-1	.713	NCAA Regionals
Total	213-74-1	.741	

HEAD COACH

Year	W-L-T	Pct.	Postseason
1980	51-12	.809	College World Series
1981	56-23	.709	NCAA Regionals
1982	56-17-1	.764	NCAA Regionals
1983	55-18-1	.750	NCAA Regionals
1984	55-29	.655	NCAA Regionals
1985	59-23	.720	NCAA Regionals
1986	61-13	.824	College World Series
1987	55-18	.753	College World Series
1988	50-18-1	.732	NCAA Regionals
1989	54-18	.750	College World Series
1990	57-15	.792	NCAA Regionals
1991	57-14	.789	College World Series
1992	49-21	.700	College World Series
1993	46-19	.708	NCAA Regionals
1994	53-22	.706	College World Series
1995	53-16	.768	College World Series
1996	52-17	.754	College World Series
1997	50-17	.746	NCAA Regionals
1998	53-20	.726	College World Series
1999	57-14	.800	College World Series
2000	53-19	.736	College World Series
2001	47-19	.712	NCAA Super Regionals
2002	60-14	.811	NCAA Super Regionals
2003	54-13-1	.801	NCAA Super Regionals
2004	45-23	.662	NCAA Super Regionals
2005	53-20	.726	NCAA Super Regionals
2006	44-21-0	.676	NCAA Regionals
2007	45-13	.776	NCAA Regionals
2008	54-14	.794	College World Series
2009	45-18	.714	NCAA Super Regionals
2010	48-20	.706	College World Series
2011	46-19	.708	NCAA Super Regionals
2012	50-17	.746	College World Series
2013	47-17	.734	NCAA Super Regionals
2014	43-17	.717	NCAA Regionals
2015	44-21	.677	NCAA Super Regionals
2016	41-22	.651	NCAA Super Regionals
2017	21-13	.618	--
Total	1919-684-4	.737	
FSU Totals	2203-782-6	.738	

MARTIN (CONT.)

11 GETS WIN NO. 1,900

- » Florida State head coach Mike Martin won the 1,900th game of his 38-year career in FSU's 11-3 win over VCU on February 19.
- » For perspective, if a head coach started coaching today and went 56-0 each season (the maximum number of regular season games a team can play under current NCAA rules), it would take almost 34 seasons for a coach to get 1,900 career wins.
- » Martin becomes just the second coach in NCAA history to reach 1,900 career wins and the first to do so at one program. In fact, Martin is just 9 games away from participating in his 3,000th FSU baseball game - 96 as a player (1965-66), 288 as assistant coach (1975-79) and 2,607 as head coach (1980-present).
- » Here is a look at the other milestone wins of Martin's illustrious career:

Win	Score	Date
1	FSU 9, Miami 8	2/24/80
100	FSU 5, Valdosta St. 3	4/27/81
200	FSU 8, Georgia Southern 1	4/20/83
300	FSU 17, Southern Miss 6	3/23/85
400	FSU 8, Samford 7	2/18/87
500	FSU 8, Arizona State 3	2/5/89
600	FSU 4, Cincinnati 1	5/13/90
700	FSU 3, Miami 2	4/26/92
800	FSU 15, Furman 0	4/24/94
900	FSU 4, Jacksonville 1	4/10/96
1000	FSU 4, Jacksonville 3	4/8/98
1100	FSU 17, Duke 0	3/10/00
1200	FSU 4, Appalachian State 2	3/13/02
1300	FSU 4, Oral Roberts 3	2/22/04
1400	FSU 12, Minneosta 4	2/25/06
1500	FSU 17, Georgia Tech 8	3/16/08
1600	FSU 9, Virginia Tech 6	4/4/10
1700	FSU 8, Georgia Tech 4	4/8/12
1800	FSU 4, Wake Forest 3 (13 inn)	4/21/14
1900	FSU 11, VCU 3	2/19/17

MARTIN VS. 2017 OPPONENTS

Opponent	Record	in 2017
VCU	2-1	2-1
USF	48-15	0-1
Samford	21-1	3-0
Jacksonville	86-24	2-0
Oakland	6-0	3-0
UCF	34-6	2-0
Boston College	30-5	2-1
Florida	76-70	0-2
Florida Gulf Coast	9-4	2-1
Virginia Tech	42-14	1-2
Notre Dame	11-7	3-0
North Carolina	53-28	0-3
NC State	66-27	1-2
Clemson	53-52-1	0-0
Stetson	28-4	0-0
Miami	97-101-3	0-0
Virginia	51-27	0-0
Pacific	0-0	0-0
Wake Forest	70-19	0-0
Louisville	20-4	0-0

OPP. NOTES vs. UF

AGAINST THE GATORS

- » Florida enters Tuesday's game with a 21-11 record and a 6-6 mark in the Southeastern Conference after losing two-of-three at home to Tennessee last weekend.
- » Florida has won each of the first two meetings between the teams this season. In Gainesville, UF won 1-0 on March 14. It was FSU's first 1-0 loss since May 13, 1994, against Virginia. FSU starter Andrew Karp had 11 strikeouts against the Gators.
- » On March 28, Florida used a four-run first inning against Karp to win, 4-1. Rhett Aplin singled home Quincy Nieporte in the sixth inning to snap a 36-inning scoreless streak against the Gators.
- » Under head coach Mike Martin, the Seminoles are 76-70 against Florida.

FSU vs. the SEC

- » FSU has played every school in the SEC except Missouri and holds a 313-224-1 record against current teams in the league.

Opponent	Record
Alabama	7-3
Arkansas	0-5
Auburn	75-41
Florida	128-114-1
Georgia	39-27
Kentucky	6-1
LSU	13-6
Mississippi State	6-6
Missouri	0-0
Ole Miss	7-2
South Carolina	19-10
Tennessee	6-4
Texas A&M	3-3
Vanderbilt	4-2

FLORIDA TEAM LEADERS

Category	Player	Value
Average.....	Nelson Maldonado.....	309
Runs.....	Dalton Guthrie.....	19
Hits.....	JJ Schwarz.....	28
Home Runs.....	Jonathan India.....	4
RBI.....	JJ Schwarz.....	21
Walks.....	Deacon Liput.....	17
Strikeouts.....	JJ Schwarz.....	28
Stolen Bases.....	Deacon Liput.....	9
ERA (starters).....	Brady Singer.....	1.60
Wins.....	Jackson Kowar.....	5
.....	Alex Faedo.....	5
Saves.....	Michael Byrne.....	5
Innings Pitched.....	Brady Singer.....	56.1
Hits Allowed.....	Brady Singer.....	41
Runs Allowed.....	Jackson Kowar.....	19
.....	Alex Faedo.....	19
Strikeouts.....	Alex Faedo.....	61
Walks.....	Jackson Kowar.....	23

ACC/NCAA

Standings - 4/10

Atlantic	ACC	Overall
Clemson.....	13-2.....	28-5
Louisville.....	12-3.....	27-4
Wake Forest.....	9-6.....	23-10
Florida State.....	7-8.....	21-13
NC State.....	7-8.....	18-15
Notre Dame.....	7-8.....	13-17
Boston College.....	1-14.....	9-20

Coastal	ACC	Overall
North Carolina.....	12-3.....	26-6
Virginia.....	8-7.....	26-8
Miami.....	7-8.....	15-17
Virginia Tech.....	6-9.....	17-17
Duke.....	6-9.....	17-17
Pitt.....	6-9.....	14-15
Georgia Tech.....	4-11.....	16-14

ACC Player of the Week

Tyler Holton.....	Pitcher.....	2/27
Tyler Holton.....	Pitcher.....	3/6
Tyler Holton.....	Pitcher.....	4/3

Team Statistics - 4/10

Category	NCAA	ACC	Value
Base on Balls	1	1	215
Batting Average	193	10	.259
Complete Games	-	-	-
Double Plays	161	8	21
Double Plays per game	219	10	.62
Doubles	86	8	57
Doubles per game	149	9	1.68
Earned Run Average	50	4	3.67
Fielding Pct.	154	11	.967
Hit Batters	46	3	36
Hit by Pitch	13	2	48
Hits	105	10	291
Hits Allowed per nine innings	41	5	8.08
Home Runs	39	8	31
Home Runs per game	58	8	.91
On-Base Pct.	29	4	.393
Runs	16	3	249
Sacrifice Bunts	152	9	16
Sacrifice Flies	4	2	22
Scoring	29	4	7.3
Shutouts	40	3	3
Slugging Pct.	105	10	407
Stolen Bases	85	6	34
Stolen Bases per game	120	9	1.00
K-to-BB Ratio	10	2	3.26
Strikeouts per nine innings	14	2	9.7
Triple Plays	-	-	-
Triples	87	4	8
Triples per game	124	5	.24
WHIP	32	4	1.23
WL Pct.	72	6	.618
Walks Allowed per nine innings	27	2	2.98

Individual - Top 50 Nationally

Category	Name	NCAA/ACC	Value
Base on Balls	Taylor Walls	1/1	37
	Tyler Daughtry	16/3	27
	Nick Derr	25/5	26
Base on Balls per game	Taylor Walls	1/1	1.12
	Tyler Daughtry	29/3	.87
Complete Games	Drew Parrish	37/2	1
Games Started	Tyler Holton	18/1	8
	Cole Sands	18/1	8
Hits All. per 9 IP	Tyler Holton	13/2	4.94
Pitching Apps.	Chase Haney	15/1	18
Runs	Taylor Walls	25/5	36
RBI	Quincy Nieporte	11/4	41
RBI per game	Quincy Nieporte	14/4	1.24
Runs per game	Taylor Walls	39/4	1.09
Sacrifice Flies	Quincy Nieporte	40/4	4
Strikeouts	Tyler Holton	22/4	64
K per 9 IP	Tyler Holton	25/3	12.17
Victories	Cole Sands	27/3	5
WHIP	Tyler Holton	14/1	.80

GAME NOTES vs. FLORIDA

HOLTON IN ELITE COMPANY

- Tallahassee native Tyler Holton continues to show why he is one of the top pitchers in college baseball this season, with a 2.47 ERA and 4-1 record in eight starts.
- Holton is a three-time ACC Pitcher of the Week, joining Paul Wilson (1993 & 1994), Mike Ziegler (2000) and Sean Gilmartin (2011) as the only FSU pitchers to earn the award three times in one season.
- Holton was stellar against No. 8 North Carolina (4/1), pitching a no-hitter before being pulled after 109 pitches in the eighth inning. He walked only one batter, his final of the game, and struck out 8.
- Before the walk, all four baserunners that reached were via error, and each runner was stranded.
- Against Oakland (3/4), Holton struck out 13 batters in just six innings of work without allowing a walk. He set a career-high in strikeouts for the second consecutive week after having 11 against Samford (2/25).
- Holton also became the first Nole with 13 K since Luke Weaver had 14 against Troy in the 2013 NCAA Regionals. He is the first Seminole with consecutive games of 10+ K's since Sean Gilmartin in 2011.
- Andrew Karp also struck out 11 batters at Florida (3/14). A look at the last five times a Seminole reached double-digit strikeouts:

Date	Pitcher	K's	Opponent
3/14/17	Andrew Karp	11	Florida
3/4/17	Tyler Holton	13	Oakland
2/25/17	Tyler Holton	11	Samford
5/2/15	Mike Compton	11	Coastal Carolina
5/1/15	Boomer Biegalski	12	Coastal Carolina

PARRISH CG SHUTS DOWN IRISH

- Freshman Drew Parrish allowed just three hits and one unearned run in Saturday's 5-1 win over Notre Dame (3/25), throwing the first complete game of his young career.
- The outing dropped Parrish's ERA from 5.16 to 3.69, and the Rockledge, Fla., native is 3-2 on the season.
- The complete game was the first for FSU this season, and the first since Drew Carlton threw a two-hit shutout at No. 1 Florida in last season's Super Regionals.
- Luke Weaver was the last FSU player with more than one complete game in a season, when he accomplished the feat against Wake Forest and Boston College in 2014.
- Parrish is the first FSU freshman to throw a complete game since Sean Gilmartin had two in 2009.
- The last five FSU complete games are below:

Date	Opponent	Pitcher	Score
3/25/17	at Notre Dame	Drew Parrish	W, 5-1
6/11/16	at Florida	Drew Carlton	W, 3-0
3/6/15	Boston College	Mike Compton	W, 7-0
4/18/14	at Wake Forest	Luke Weaver	W, 7-1
3/28/14	at Boston College	Luke Weaver	W, 6-0

NOLES SWEEP IRISH

- When FSU swept Notre Dame on March 24 and 25, it was the first three-game road sweep for Florida State since winning three times at Boston College in 2014.
- It was FSU's first time winning a game at Frank Eck Stadium after the Noles were swept in 2015. Notre Dame joined the ACC prior to the 2014 season.
- The sweep was the fifth for the Seminoles since 2010, and only once in that span has FSU swept two opponents on the road in one season:

Year	Opponent	Scores
2017	at Notre Dame	8-2, 8-3 (13), 5-1
2014	at Boston College	6-0, 11-7, 10-1
2012	at Georgia Tech	2-1 (10), 12-7, 8-4
2012	at Duke	5-3, 5-0, 10-2
2010	at Wake Forest	10-1, 5-4, 17-16

FLOWERS WALK-OFF BEATS JU

- For the first time this season, FSU won on a walk-off hit when freshman J.C. Flowers' two-run single capped FSU's 10-9 comeback win vs. Jacksonville (3/21).
- The Seminoles trailed 7-0 after the top of the first inning, the second time this year that FSU rallied from a 7-0 deficit (Oakland, 3/3).
- Against the Dolphins, the FSU bullpen allowed just one earned run in 8.1 innings, striking out 8 without walking a batter.

7-R 1st = WINNING RECORD

- The Jacksonville game (3/21) was the fifth time in school history that FSU has allowed seven runs in the first inning, and the Noles are amazingly 3-2 in those games.
- The 7 runs allowed are the most in school history in a first inning, and was done most recently in 2010 against NC State.

Date	Opponent	After 1	Score
3/21/17	Jacksonville	1-7	W, 10-9
5/16/10	NC State	0-7	W, 12-9 (7)
2/8/02	Stanford	0-7	L, 3-9
3/6/84	UNLV	4-7	L, 9-14
4/29/52	Fla. Southern	4-7	W, 22-11

NIEPORTE SETS SLAM RECORD

- With a grand slam in each of the first two games at Virginia Tech (3/17-18), senior Quincy Nieporte set an FSU record with his fourth grand slam this season.
- Q also leads the country in grand slams and is the only player in the country with more than two this year.
- The national record for grand slams in a season is 6, by Kyle Bryan of Alabama in 1984.
- Nieporte also had six RBI in the game at Virginia Tech (3/18), a new season high and one shy of his career high of 7 at UCF in 2015, when he hit his only grand slam prior to this season.
- With his fourth grand slam, he passed five other Seminoles that previously had three in a season:

Year	Player	Grand Slams
2017	Quincy Nieporte	4
2012	Seth Miller	3
2008	Buster Posey	3
2006	Dennis Guinn	3
1996	Jeremy Morris	3
1996	J.D. Drew	3

KARP SETS RECORD WITH 11 K'S

- For the third time this season, a Florida State pitcher hit double digit strikeouts.
- Against Florida (3/14), sophomore Andrew Karp struck out 11 Gator batters, topping his career-high of nine from his first start this season (USF, 2/21).
- He joins Tyler Holton (13 vs. Oakland, 11 vs. Samford) with 10+ strikeouts in a game this season.
- Before this year, the last time an FSU player had double-digit strikeouts was Mike Compton against Coastal Carolina in 2015.
- Karp is just the 10th FSU pitcher, and first since 1996, to record at least 11 strikeouts against the Gators:

Date	Player	Strikeouts vs. UF
3/14/17	Andrew Karp	11
2/29/96	Randy Choate	11
3/10/90	Ricky Kimball	13
3/17/75	Danny O'Brien	14
5/24/68	Steve Mastin	12
5/20/67	Wayne Vincent	11
5/29/64	Marty Howell	11
3/28/59	Frank Davis	14
6/7/58	Frank Slusser - NCAA Tourney	11
4/6/57	Jerry Boxer	13

GAMES WITHOUT A WALK

- Florida State leads the nation in walks this season with 191, so it is very rare that the Seminoles do not record a walk.
- Against Florida (3/14), the Seminoles were held without a walk for the first time this season and just the fifth time since 2013.
- The game against the Gators was the first in that span that the Seminoles did not win:

Date	Opponent	Score
3/14/17	at Florida	L, 0-1
5/8/16	Bowling Green State	W, 6-1
4/7/15	Florida Gulf Coast	W, 5-0
5/17/13	Clemson	W, 2-1
3/3/13	Villanova	W, 2-1

GAMES WITHOUT ALLOWING BB

- In the same game that FSU did not draw a walk at Florida (3/14), Andrew Karp and Chase Haney combined to not allow a walk as well.

- Andrew Karp went 7.0 innings, striking out 11 and not walking any. Chase Haney pitched the eighth inning without allowing a walk.
- It is the second time this season, and the fifth time in three seasons, that the Florida State pitching staff has not allowed a walk.
- Drew Carlton, FSU's closer, pitched a complete-game shutout of the Gators in last season's Super Regional, striking out nine and walking zero:

Date	Opponent	Score
3/14/17	at Florida	L, 0-1
2/17/17	VCU	L, 0-3
6/11/16	at Florida (Super Regional)	W, 3-0
3/14/15	Wake Forest	W, 12-2
3/3/15	USF	W, 24-1

LARGEST ACC SHUTOUT SINCE '03

- FSU's 13-0 win in the second game of a doubleheader vs. Boston College (3/11) was the largest ACC shutout for FSU since 2003 against Duke (also 13-0).
- It is the fifth straight season that Florida State has shut out Boston College, including the only game played in 2016 (3-0 at BC).
- It was the seventh time since joining the league in 1992 that FSU has scored more than 10 runs in a shutout of an ACC opponent:

Date	Opponent	Score
3/10/00	Duke	FSU, 17-0
3/11/17	Boston College	FSU, 13-0
5/22/03	Duke	FSU, 13-0 (ACC Tourn.)
5/26/06	Virginia	FSU, 11-0 (ACC Tourn.)
3/23/00	Maryland	FSU, 11-0
3/24/00	Maryland	FSU, 11-0
3/17/93	Virginia	FSU, 11-0

DERR TIES SCHOOL RECORD

- Freshman Nick Derr tied a school record after getting hit by three pitches against Boston College in the second game of a doubleheader (3/11).
- Derr is one of 19 players with three HBP in a game this season.
- He is the fourth player in school history to get hit by three pitches, and the third player in the last four years to earn the honor:

Date	Player w/ 3 HBP	Opponent
3/11/17	Nick Derr	Boston College
3/3/15	Hayden Kelly	USF
2/15/14	Justin Gonzalez	Niagara
3/6/01	Karl Jernigan	St. Joseph's

NOLES LEAD NATION IN WALKS

- With seven walks in the series at Notre Dame, Taylor Walls now has 37 walks on the year, most in Div. I.
- Tyler Daughtry ranks 16th with 27 walks on the season, and Nick Derr is 25th with 26.
- As a team, Florida State's 215 are the most in the country:

	Team	Games	Walks
1.	Florida State	34	215
2.	Mercer	34	204
3.	South Alabama	32	188
4.	UTRGV	36	186
5.	Vanderbilt	33	185

NOLES ON THE BASEPATH

- Florida State opened the year a perfect 27-for-27 on the basepaths before being caught twice at Virginia Tech.
- Dylan Busby leads the team with six, and Nick Derr, J.C. Flowers and Taylor Walls each have five stolen bases.

9-GAME WINNING STREAK

- The Seminoles had a nine-game winning streak snapped against Boston College (3/10).
- It was FSU's longest winning streak since an 11-game stretch early in the 2015 season.

ZIRZOW WOWS VS. KNIGHTS

- At UCF (3/8), redshirt junior Will Zirzow pitched a career-high five innings, allowing one hit & striking out a career-high seven in earning the win in a 5-0 shutout.
- Only two batters reached base against Big Z - a single that was erased on a pickoff, and a strikeout that

GAME NOTES

reached on an error that was then erased on a double play.

- » Zirzow's previous career highs in innings and strikeouts came in last year's ACC Championship Game against Clemson (4.1 innings, 6 strikeouts).

NOLES SCORE 44 vs. OAKLAND

- » In three games against Oakland (3/3-5), the Seminoles outscored the Golden Grizzlies 44-17 and scored 10+ runs in each game of the series.
- » It was the first time since 2010 against Hofstra that FSU scored in double-digits in each game of a three-game series. That season, FSU accomplished the feat each of the first two weekends of the season, against Georgia State and Hofstra.
- » Against Samford (2/24-26), FSU scored 37 runs in a three-game sweep.

CARLTON MOVES TO BULLPEN

- » Florida State's Opening Day starter, junior Drew Carlton, was named the team's closer after four games in 2017.
- » Carlton made his first relief appearance of the year against Samford (2/26) in a non-save situation.
- » Against Jacksonville (2/28), the Lakeland native was perfect for the final two innings in picking up his first career save in FSU's 6-5 win over the Dolphins.
- » The game against Jacksonville was Carlton's 38th career appearance, but just his eighth out of the bullpen.
- » At UCF (3/7), Carlton again entered in the eighth inning and was perfect against all six batters faced, closing out FSU's 5-2 win.
- » In 13 relief appearances in 2017, Carlton is 2-1 with a 0.87 ERA in 20.2 innings, with 22 strikeouts against just five walks.
- » Carlton was the winner in both of FSU's walkoff wins - vs. Jacksonville (3/21) and Florida Gulf Coast (4/4).

FIRST STARTS ON THE MOUND

- » Freshman Drew Parrish allowed just two hits and a run while striking out six in six innings in his first career start vs. Samford (2/26).
- » Senior Will Zirzow allowed two runs in three innings in his first career start, against FGCU (4/5).
- » Here is a look at how other Noles fared in their first career start:

Pitcher	Year	First Start
A Byrd (L vs. UCF)	2014	2.1 IP, 4 H, 4 ER, 2/2 K/BB
D Carlton (W vs. USF)	2015	5.0 IP, 5 H, 0 ER, 5/0 K/BB
C Johnson (W vs. Oak)	2015	5.0 IP, 2 H, 0 ER, 6/2 K/BB
E Voyles (L vs. Wake)	2015	1.2 IP, 3 H, 0 ER, 2/0 K/BB
J Voyles (ND vs. USF)	2015	1.1 IP, 2 H, 3 ER, 2/3 K/BB
T Holt (L vs. JU)	2016	3.0 IP, 9 H, 4 ER, 2/2 K/BB
A Karp (W vs. Stetson)	2016	5.0 IP, 3 H, 1 ER, 1/0 K/BB
C Sands (W vs. RTU)	2016	5.0 IP, 2 H, 0 ER, 6/1 K/BB
D Parrish (W vs. Sam)	2017	6.0 IP, 2 H, 1 ER, 6/0 K/BB
W Zirzow (ND vs. FGCU)	2017	3.0 IP, 4 H, 2 ER, 5/0 K/BB

PITCHING SHINES TO BEGIN YEAR

- » FSU pitching has already registered three shutouts this season - against Samford (8-0), UCF (5-0) and Boston College (13-0). That matches the number of shutouts from 2016 in 65 games.
- » **For just the fourth time in school history, the Seminoles allowed no more than four runs in any of the first seven games of a season.**
- » The four times FSU has allowed four or fewer runs in each of the first seven games:

Year	Streak	Runs allowed in streak
2017	7 games	20
2011	8 games	14
1992	10 games	20
1975	11 games	18

NEWCOMERS IMPRESS

- » Seven Seminoles made the first appearances of their careers in the opening series against VCU, and 11 have played this season.
- » With Jackson Lueck missing both games at UCF with an injury, the entire Seminole outfield was composed of freshmen: LF Tyler Daughtry (first start in the field), CF J.C. Flowers, and RF Nick Derr.

- » Five players - Nick Derr (LF), Rhett Aplin (LF), J.C. Flowers (CF), Kyle Cavanaugh (DH), Tyler Daughtry (DH) made the first starts of their career in the opening series against VCU.
- » After battling injuries, Drew Mendoza made his first start against North Carolina (3/31).

NOLES ON THE ROAD

- » The Seminoles won at Jacksonville, 6-5, in its first road game of the season before sweeping UCF (3/7-8).
- » Under head coach Mike Martin, the Seminoles have started 3-0 or better on the road eight times now, most recently in 2014 (5-0).
- » FSU is 9-2 since 2007 in the first road game of a season, including a 3-1 mark against Jacksonville:

Year	Opponent	Score
2017	at Jacksonville	W, 6-5
2016	at USF	W, 12-4
2015	at Jacksonville	L, 3-5
2014	at Jacksonville	W, 12-6
2013	at Florida	W, 4-1
2012	at UCF	W, 7-6
2011	at Georgia	W, 6-5
2010	at Jacksonville	W, 2-0
2009	at Auburn	L, 9-10
2008	at Auburn	W, 7-5
2007	at Florida	W, 14-6

WALLS NAMED ALL-AMERICAN

- » Taylor Walls, one of the top shortstops in the country, was named the 43rd first team All-American in school history after earning the honor by Baseball America.
- » The Cordele, Ga., native started all 63 games for Florida State in 2016 and became just the third first team All-American shortstop at FSU, joining Dick Howser (1957-58) and Stephen Cardullo (2009).
- » Walls also earned third team marks from NCBWA and D1Baseball.com. Walls led FSU with 72 runs scored (No. 2 in the country) and had a .355 average on 88 hits.
- » Over the past summer, Walls played for the USA Collegiate National Team, leading the team with a .405 on-base percentage in 19 games.
- » To begin 2017, Walls has four doubles, two triples and three home runs. He ranks 25th nationally with 35 runs scored and leads the nation in walks with 37.

NOLES IN THE PROS

- » With the 2017 Major League Baseball season underway, a number of former Seminoles are suiting up for major league teams across the country.

Major Leagues		
Name	Position	MLB Team
Stephen Cardullo	1B	Colorado Rockies
Kevin Cash	Mgr.	Tampa Bay Rays
Stephen Drew	2B	Washington Nationals
Buster Posey	C	San Francisco Giants
Robby Scott	LHP	Boston Red Sox
Devon Travis	2B	Toronto Blue Jays

Minor Leagues		
Name	Position	MLB Team
Robert Benincasa	P	Harrisburg (Nationals)
Boomer Biegalski	P	Beloit (Athletics)
Jayce Boyd	LF	Las Vegas (Mets)
Jose Brizuela	3B	Stockton (Athletics)
Danny de la Calle	C	Hudson Valley (Rays)
Ben DeLuzio	CF	Hillsboro (Diamondbacks)
Josh Delph	LF	Inland Empire (Angels)
Sean Gilmartin	P	Las Vegas (Mets)
Tyler Holt	CF	Oklahoma City (Dodgers)
Sherman Johnson	2B	Salt Lake (Angels)
Brandon Leibrandt	P	Reading (Phillies)
Raffy Lopez	C	New Hampshire (Blue Jays)
Stephen McGee	C	El Paso (Padres)
John Nogowski	1B	Stockton (Athletics)
James Ramsey	LF	Tacoma (Mariners)
Shane Robinson	LF	Salt Lake (Angels)
John Sansone	2B	Billings (Reds)
D.J. Stewart	LF	Bowie (Orioles)
Billy Strode	P	Lynchburg (Indians)
Tyler Warmoth	P	Inland Empire (Angels)
Luke Weaver	P	Memphis (Cardinals)

RECORD BROKEN DOWN...

	2017	2016
Overall	21-13	41-22
Home	13-6	30-9
Away	8-6	8-11
Neutral	0-1	3-2
vs. Ranked Teams	2-6	12-9
On TV	0-0	1-5
On Internet	20-10	39-14
ACC	7-8	16-10
ACC Home	2-4	10-3
ACC Away	5-5	6-7
vs. ACC (non-conference)	0-0	3-1
vs. Atlantic-10	2-1	3-0
vs. American	2-1	3-0
vs. Atlantic Sun	4-1	2-2
vs. Big East	0-0	3-1
vs. Big XII	0-0	1-1
vs. Colonial Athletic	0-0	2-1
vs. Conference USA	0-0	1-0
vs. Horizon	3-0	0-0
vs. MAAC	0-0	4-0
vs. SEC	0-2	1-5
vs. SoCon	3-0	0-0
vs. SWAC	0-0	1-0
vs. Sun Belt	0-0	1-0
Extra Innings	1-1	4-1
Morning Start	0-0	1-2
Afternoon Start	15-7	19-10
Evening Start	6-6	20-11
In Florida	16-9	32-13
In Indiana	3-0	0-0
In Massachusetts	0-0	1-0
In North Carolina	1-2	5-5
In Pennsylvania	0-0	2-1
In South Carolina	0-0	1-2
In Virginia	1-2	0-0
On Monday	0-0	0-2
On Tuesday	4-3	4-5
On Wednesday	2-1	5-2
On Thursday	0-0	1-1
On Friday	6-3	10-3
On Saturday	6-3	12-4
On Sunday	3-3	10-7
In February	6-2	5-1
In March	12-7	13-5
In April	3-4	9-4
In May	0-0	9-8
In June	0-0	4-2
FSU scores 0-3 runs	1-9	4-16
FSU scores 4-7 runs	5-3	10-3
FSU scores 8+ runs	15-1	27-2
Opp scores 0-3 runs	14-3	21-4
Opp scores 4-7 runs	5-5	17-10
Opp scores 8+	2-5	4-7
FSU homers	14-5	29-8
Opponent homers	4-7	14-11
FSU has more hits	18-0	36-6
Opp has more hits	2-12	2-16
Hits are tied	1-1	2-1
versus LHP (Starter)	10-1	7-7
versus RHP (Starter)	11-12	34-15
when a reliever pitches	20-13	40-22
In one-run games	4-3	7-3
In two-run games	0-3	1-3
As the No. 1 team	1-4	0-0
Against the No. 1 team	0-0	0-1

PROJECTED STARTERS: vs. FLORIDA

C 35 

CAL RALEIGH • 6-3, 205, SO.

- » Hitting .223 with a team-high 9 doubles and 14 extra base hits (both tied w/ Busby).
- » One of three players (Flowers, Aplin) to play in all 34 games this season.
- » Has thrown out 50% of base runners (12 of 24); 2-for-2 at NC State.

1B 22 

DREW MENDOZA • 6-4, 210, FR.

- » Hitting .286 with 7 RBI in 28 at-bats...brings a 5-game hit streak into Tuesday's game
- » Hit his first career home run Sunday at NC State.
- » Had career-high four RBI and three hits in first career road game (4/7 at NC State).

2B 24 

MATT HENDERSON • 5-9, 165, SR.

- » Hitting .203; had his first double of the season against F6CU (4/4).
- » .408 on-base percentage (24 walks, 3 HBP).
- » 3-for-3 on stolen bases; team-high seven sacrifices (5 bunts, 2 flies).

3B 1 

TYLER DAUGHTRY • 5-10, 180, FR.

- » Hitting .205 with a .404 on-base percentage; one HR, six doubles.
- » Has seen time at five different positions this season, 3B, 2B, SS, LF, DH.
- » First career RBI was game-winner at Jacksonville (2/28).

SS 10 


TAYLOR WALLS • 5-10, 180, JR.

- » Hitting .224 with a .413 on-base percentage; 4 doubles, 2 triples, 3 home runs.
- » Had a triple and 3 RBI at NC State (4/7).
- » Three HRs on the year, including one vs. JU (4-for-5, HR, 2B, two 1B).

LF 38 


RHETT APLIN • 6-2, 220, JR.

- » Hitting a team-high .318 with six doubles, a triple and six home runs.
- » Hit a pinch hit HR at NC State (4/8)...second PH HR for FSU in 2017 (Truluck v. Oakland).
- » Team-high four home runs, .593 slugging pct. in ACC play.

CF 8 

J.C. FLOWERS • 6-2, 185, FR.

- » Third on the team, hitting .284 with seven extra base hits - 3 2B, 2 3B, 2 HR.
- » One of two players (Cal Raleigh) to start all 34 games this season.
- » Walk-off two-run, two-out single vs. Jacksonville; capped FSU win (down 7-0).

RF 3 


NICK DERR • 6-0, 190, FR.

- » Hitting .250 with a team-high .447 on-base percentage; 2 2B, 3B, HR.
- » Hit by a pitch a team-high seven times this year, including three times in one game.
- » Has started at both corner outfield spots as well as 2B and DH.

DH 29 

QUINCY NIEPORTE • 6-1, 223, SR.

- » Hitting .300 with six home runs...team-high .321 in ACC play.
- » Four of six home runs have been Grand Slams (most in the country).
- » Team-high six-game hitting streak entering Tuesday.

UT 28 

DYLAN BUSBY • 6-3, 190, JR.

- » Hitting .270 on the year with a team-high nine doubles, triple, and four home runs.
- » Left Sunday's NC State game early due to injury.
- » Fourteen extra base hits tied for the team lead with Cal Raleigh.

UT 2 

JACKSON LUECK • 6-1, 190, SO.

- » Has missed extended time due to shin splints and shingles.
- » Hitting .333 with two home runs, both against Notre Dame.
- » Career-high five RBI earlier this season against Samford (2/26).

TRACKING THE BATS

HITTING STREAK

	Career	Season	Current
Rhett Aplin	7	7	2
Dylan Busby	10	8	-
Bryan Bussey	1	1	1
Kyle Cavanaugh	1	1	-
Tyler Daughtry	4	4	1
Nick Derr	4	4	-
J.C. Flowers	6	6	-
Matt Henderson	4	3	1
Tyler Holton	4	-	-
Jackson Lueck	10	5	5
Ryan Mejia	1	1	1
Drew Mendoza	5	5	5
Quincy Nieporte	11	11	6
Donovan Petrey	3	1	-
Cal Raleigh	7	5	-
Hank Truluck	2	2	-
Taylor Walls	16	5	-
Steven Wells	2	1	-
Will Zirzow	1	1	1

REACHING BASE

	Career	Season	Current
Rhett Aplin	11	11	3
Dylan Busby	19	10	-
Bryan Bussey	3	1	1
Kyle Cavanaugh	2	2	-
Tyler Daughtry	6	6	1
Nick Derr	6	6	4
J.C. Flowers	16	16	4
Matt Henderson	16	8	1
Tyler Holton	6	-	-
Jackson Lueck	12	10	10
Ryan Mejia	2	2	1
Drew Mendoza	7	7	7
Quincy Nieporte	17	14	6
Donovan Petrey	12	2	-
Cal Raleigh	14	8	6
Hank Truluck	5	3	-
Taylor Walls	34	20	-
Steven Wells	6	2	-
Will Zirzow	1	1	1

MULTI-HIT GAMES

	2	3	4	5+	Total
Rhett Aplin	3	3	1	-	7
Dylan Busby	5	3	-	-	8
Kyle Cavanaugh	1	-	-	-	1
Tyler Daughtry	1	2	-	-	3
Nick Derr	4	2	-	-	6
J.C. Flowers	6	1	1	-	8
Matt Henderson	2	-	-	-	2
Jackson Lueck	4	3	-	-	7
Drew Mendoza	1	1	-	-	2
Quincy Nieporte	8	-	-	-	8
Cal Raleigh	6	2	-	-	8
Taylor Walls	2	2	1	-	5
Totals	43	19	3	0	65

MULTI-RBI GAMES

	2	3	4	5+	Total
Rhett Aplin	3	2	1	-	6
Dylan Busby	4	-	2	-	6
Tyler Daughtry	2	2	-	-	4
Nick Derr	3	-	-	-	3
J.C. Flowers	7	1	-	-	8
Matt Henderson	1	-	-	-	1
Jackson Lueck	2	2	1	1	6
Ryan Mejia	1	-	-	-	1
Drew Mendoza	1	-	1	-	2
Quincy Nieporte	4	2	1	3	10
Cal Raleigh	4	-	-	-	4
Taylor Walls	3	5	-	-	8
Totals	35	14	6	4	59

WALKOFFS: (FSU SINCE 2009)

Name, Date	Walk-off Description
Jackson Lueck, April 4, 2017	RBI Double to Right Field vs. FGCU (9th)
J.C. Flowers, March 21, 2017	2-Run Single to Left Field vs. Jacksonville (9th)
Dylan Busby, May 28, 2016 (ACC Tournament)	RBI Single to Left Field vs. Miami (9th)
Jackson Lueck, May 21, 2016	Solo HR vs. Miami (12th)
Jackson Lueck, April 23, 2016	RBI Single to Left Field vs. Notre Dame (12th)
Taylor Walls, March 23, 2016	RBI Single to Left Field vs. UCF (11th)
Matt Henderson, March 9, 2016	Squeeze Bunt Down First Base Line vs. Toledo (9th)
Cal Raleigh, March 2, 2016	Sacrifice Fly to Right Field vs. Villanova (14th)
Josh Delph, May 29, 2015 (NCAA Tallahassee Regional)	RBI Single vs. Mercer (10th)
Quincy Nieporte, April 14, 2015	Solo HR vs. Florida (12th)
Josh Delph, March 29, 2015	RBI Single/2B Throwing Error vs Virginia Tech
John Nogowski, May 3, 2014 (Game 1)	RBI Single vs Minnesota
Casey Smit, April 4, 2014	RBI Single vs. Notre Dame (12th)
Jose Brizuela, March 15, 2014 (Game 2)	RBI Single vs. NC State (13th)
Stephen McGee, May 5, 2013	RBI Single vs. UCF
DJ Stewart, February 17, 2013	2-Run HR vs Rhode Island (10th)
Jayce Boyd, April 29, 2012	2-Run Double vs. Rhode Island
Sherman Johnson, April 22, 2012	RBI Single vs Miami (10th)
Rafael Lopez, March 13th, 2011	RBI Sac-Fly vs Boston College
Rafael Lopez, June 11th, 2010 (NCAA Tallahassee Super Regional)	Solo HR vs Vanderbilt
Mike McGee, May 4th, 2010	RBI Single vs Jacksonville (13th)
Mike McGee, April 25th, 2010	2-Run HR vs Miami
Stuart Tapley, April 24th, 2010	2-Run Double vs Miami
Ohmed Danesh, May 15th, 2009	2-Run HR vs Grambling State
Tommy Oravetz, April 22th, 2009	Solo HR vs UNC-Asheville (11th)
Jason Stidham, April 15th, 2009	RBI Single vs North Florida
Jason Stidham, April 12th, 2009	2-Run Single vs North Carolina
Rafael Lopez, April 10th, 2009	RBI Sac-Fly vs. North Carolina
Mike McGee, March 22th, 2009	3-Run HR vs Clemson
Mike Meschke, February 26th, 2009	RBI Single vs Auburn

SERIES STATS VS. OPPONENTS

	AVG	BATTING									
		AB	R	H	RBI	2B	3B	HR	BB	K	
VCU	.265	98	23	26	21	5	0	2	19	16	
USF	.214	28	2	1	2	1	0	0	4	9	
Samford	.327	98	37	32	32	5	0	4	32	19	
Jacksonville	.325	77	16	25	14	3	0	4	7	21	
Oakland	.333	102	44	34	37	6	1	3	24	15	
UCF	.214	70	10	15	10	4	0	0	12	22	
Boston College	.316	98	29	31	28	6	1	4	26	20	
Florida	.150	60	1	9	1	1	0	0	4	15	
Florida Gulf Coast	.275	80	12	22	10	5	2	1	12	21	
Virginia Tech	.242	99	21	24	21	3	1	5	20	25	
Notre Dame	.265	117	21	31	18	8	1	5	14	23	
North Carolina	.149	94	10	14	8	3	1	1	20	26	
NC State	.262	103	23	27	22	7	1	2	21	21	
Clemson											
Stetson											
Miami											
Virginia											
Pacific											
Wake Forest											
Louisville											

	W-L	PITCHING									
		ERA	IP	H	R	ER	2B	3B	HR	BB	K
VCU	2-1	2.00	27.0	23	9	6	3	0	0	5	23
USF	0-1	3.00	9.0	4	4	3	0	0	0	3	11
Samford	3-0	2.33	27.0	18	7	7	3	0	2	8	34
Jacksonville	2-0	6.00	18.0	19	14	12	6	0	0	3	17
Oakland	3-0	3.67	27.0	29	17	11	9	0	0	10	38
UCF	2-0	1.00	18.0	9	2	2	1	1	1	4	22
Boston College	2-1	2.00	27.0	22	9	6	4	0	0	10	28
Florida	0-2	2.65	17.0	12	5	5	3	0	1	3	21
Florida Gulf Coast	2-1	4.50	22.0	21	13	11	4	1	2	12	21
Virginia Tech	1-2	10.80	25.0	36	32	30	13	2	4	16	26
Notre Dame	3-0	1.45	31.0	20	6	5	3	0	0	8	33
North Carolina	0-3	2.48	29.0	29	17	8	4	0	4	8	29
NC State	1-2	6.12	25.0	29	19	17	9	0	5	10	23
Clemson											
Stetson											
Miami											
Virginia											
Pacific											
Wake Forest											
Louisville											

GOLDEN PERFORMANCES

Here is a look at how Florida State has fared when wearing the gold uniforms at home dating back to 2009:

[^]denotes walk-off win; *NCAA Tourney

2009 (6-1)

2010 (10-0)

2011 (8-2)

Feb. 20	VMI	W, 15-0
Feb. 27	Hofstra	W, 7-0
Mar. 13	Boston College [^]	W, 4-3
Mar. 27	Wake Forest	W, 11-2
Apr. 10	North Carolina	L, 6-7
Apr. 24	Duke	W, 13-9
May 8	UCF	W, 6-1
June 5	Alabama*	W, 11-1
June 12	Texas A&M*	W, 23-9
June 13	Texas A&M*	L, 2-11

2012 (11-0)

Feb. 19	Hofstra	W, 13-6
Feb. 26	FIU	W, 2-1
Mar. 4	Maine	W, 18-2
Mar. 4	Maine	W, 10-0
Mar. 18	Virginia	W, 4-3
Apr. 1	Virginia Tech	W, 11-4
Apr. 22	Miami [^] (10)	W, 8-7
Apr. 29	Rhode Island [^]	W, 6-5
May 6	Maryland	W, 9-2
June 3	Samford*	W, 5-2
June 10	Stanford*	W, 18-7

2013 (9-1)

Feb. 17	Rhode Island [^] (10)	W, 8-6
Feb. 24	USF	W, 8-0
Feb. 24	USF	W, 5-2
Mar. 3	Villanova	W, 2-1
Mar. 10	Boston College	W, 9-1
Mar. 24	Georgia Tech	W, 8-6
Apr. 28	Wake Forest	W, 11-2
May 5	UCF [^]	W, 5-4
June 2	Troy*	W, 11-4
June 9	Indiana*	L, 6-11

2014 (6-1)

Feb. 16	Niagara (8)	W, 13-0
Mar. 2	Miami	W, 13-6
Mar. 9	Maryland	W, 7-0
Apr. 6	Notre Dame - GM 1	W, 11-2
Apr. 6	Notre Dame - GM 2	W, 4-3
Apr. 27	Virginia	L, 3-4
May 4	Minnesota	W, 7-1

2015 (5-1)

Feb. 15	Oakland	W, 5-1
Mar. 1	UNC Wilmington	W, 9-8
Mar. 8	Boston College	W, 8-4
Mar. 15	Wake Forest	W, 9-6
Mar. 29	Virginia Tech [^]	W, 6-5
May 3	Coastal Carolina	L, 2-4

2016 (7-1)

Feb. 21	Rhode Island	W, 23-4
Feb. 28	College of Charleston	W, 11-2
Mar. 6	St. John's	L, 1-5
Mar. 13	Georgia Tech	W, 8-3
Apr. 10	Louisville	W, 16-5
Apr. 24	Notre Dame	W, 11-6
May 9	Bowling Green	W, 6-1
June 5	South Alabama	W, 18-6

2017 (3-1)

Feb. 19	VCU	W, 11-3
Feb. 26	Samford	W, 13-4
Mar. 5	Oakland	W, 14-6
Apr. 2	North Carolina	L, 7-9

THE LAST TIME IT HAPPENED

HITTING

A Seminole Hit A Grand Slam: Quincy Nieporte at Virginia Tech, March 18, 2017
Final Score: Virginia Tech 13, FSU 12 [4th Grand Slam of 2017 - all by Nieporte]

Florida State Hit Two Grand Slams: DJ Stewart & Chris Marconcini, April 17, 2015;
Final Score: FSU 15 Pitt 2

Hit A Walk Off Home Run: Jackson Lueck vs. Miami, May 21, 2016, Solo (10th);
Final Score: FSU 3 Miami 2 (10)

Had A Walk Off Hit: Jackson Lueck vs. FGCU (RBI double), April 4, 2017
Final Score: FSU 7, FGCU 6

Had A Walk Off Bunt: Matt Henderson vs. Toledo, March 9, 2016 - Bunt down first base line (9th), scoring Darren Miller from third; Final Score: FSU 3 Toledo 2

Had A Walk Off Sacrifice Hit: Cal Raleigh vs. Villanova, March 3, 2016 - Sacrifice to right field (14th);
Final Score: FSU 11 Villanova 10 (14)

Florida State Hit 2 Home Runs In An Inning: J.C. Flowers & Taylor Walls vs. Boston College, March 11, 2017
Final Score: FSU 11, Boston College 1

Florida State Hit 3 Home Runs In An Inning: Cal Raleigh, Dylan Busby, Tyler Holton, 3rd Inning vs. South Alabama, June 5, 2016; Final Score: FSU 18 South Alabama 6

Florida State Hit 4 Home Runs In An Inning: Ryne Malone (2), Jack Rye, Dennis Guinn, 5th Inning, Brown, March 4, 2006; Final Score: FSU 21 Brown 5

Florida State Hit 5 Home Runs In A Game: 5 - Stephen Cardullo (3) & Mike McGee (2) vs. Virginia, May 27, 2010;
Final Score: FSU 11 Virginia 4

Florida State Hit 6 Home Runs In A Game: 6 - Dylan Busby (2), Cal Raleigh, Tyler Holton, Jackson Lueck, Hayden Kelly vs. Alabama State, June 5, 2016; Final Score: FSU 18 South Alabama 6

Florida State Hit 7+ Home Runs In A Game: 7 - T. Holt (2), M. McGee (2), S. Cardullo, S.Tapley, J. Stidham vs. Miami, April 3, 2009; Final Score: FSU 14 Miami 4

A Seminole Hit An Inside-The-Park Home Run: James Ramsey vs. Hofstra, 2nd Inning, Feb. 25, 2011; Final Score: FSU 14 Hofstra 3

A Seminole Hit Two Or More Home Runs In An Inning: Ryne Malone (2) vs. Brown, 5th Inning, March 4, 2006;
Final Score: FSU 21 Brown 5

A Seminole Led Off The Game With A Home Run: Sherman Johnson vs. Samford - NCAA Regional, June 2, 2012;
Final Score: FSU 8 Samford 1

A Seminole Hit Back-To-Back Home Runs In Consecutive At-Bats: Dylan Busby vs. South Alabama, June 5, 2016;
Final Score: FSU 18, South Alabama 6

Florida State Hit Back-To-Back Home Runs: Cal Raleigh & Dylan Busby , 3rd Inning vs. South Alabama, June 5, 2016; Final Score: FSU 18, South Alabama 6 [2nd time in 2016]

Florida State Hit Back-To-Back-To-Back Home Runs: T. Holt, S. Cardullo, M. McGee, 4th Inning, vs. Boston College, May 9, 2010; Final Score: FSU 11 BC 6

A Seminole Hit Two Home Runs In One Game: Dylan Busby vs. South Alabama, June 5, 2016;
Final Score: FSU 18, South Alabama 6 [3rd time in 2016]

A Seminole Hit Three Home Runs In One Game: Stephen Cardullo (3) vs. Virginia, May 27, 2010; Final Score: FSU 11 Virginia 4

A Seminole Hit For The Cycle: Tyler Holt vs. Maryland, March 28, 2010 (In order - 1B(1), 2B(2), 3B(3), HR(5));
Final Score: FSU 9 Maryland 5

A Seminole Had 5 Hits In One Game: Josh Delph (5-for-7) at Miami, April 24, 2015;
Final Score: FSU 8, Miami 7 (17 innings)

A Seminole Had 6 + Consecutive Hits: John Nogowski vs. Minnesota - 5/3/14 - 5/4/14 (1B, 1B, 1B, 1B, 1B, 2B) [seven straight hits]

A Seminole Had 7 Hits In One Game: Stephen Cardullo (7-for-9) vs. Ohio State, May 31, 2009; Final Score: FSU 37 OSU 6

A Seminole Had 3 Doubles In One Game: John Sansone, (3) at Duke, May 15, 2016;
Final Score: FSU 4 Duke 3

A Seminole Had 6 RBI In One Game: Quincy Nieporte (6) at Virginia Tech, March 18, 2017;
Final Score: Virginia Tech 13, FSU 12

A Seminole Had 7 RBI In One Game: Quincy Nieporte (7) vs. UCF, March 11, 2015;
Final Score: FSU 15 UCF 11

A Seminole Had 8+ RBI In One Game: Marshall McDougall (16) at Maryland, May 9, 1999; Final Score: FSU 26 Maryland 2

Florida State Had Multiple Players With 4+ RBI: J. Lueck (4) and Q. Nieporte (4) vs. Oakland, March 3, 2017
Final Score: FSU 18, Oakland 10

A Seminole Stole 5 Bases In One Game: Chip Bifano (6) vs. Kearney State, April 7, 1977;
Final Score: FSU 11 Kearney St. 1

A Seminole Stole Home: Dylan Busby vs. Oakland, March 5, 2017
Final Score: FSU 14, Oakland 6

A Seminole Struck Out Four Or More Times In A Game: Jackson Lueck (4) vs. Oakland, March 5, 2017
Final Score: FSU 14, Oakland 6

A Seminole Recorded 12 Total Bases: Stephen Cardullo (12: 1 3B, 3 2B, 3 1B) vs. Ohio State, May 31, 2009;
Final Score: FSU 37 OSU 6

A Seminole Scored 5 Runs In A Game: Jayce Boyd (5) vs. Texas A&M, June 12, 2011;
Final Score: FSU 23, Texas A&M 9

Florida State Left 15 Or More Runners On: 15 at Florida Gulf Coast, March 15, 2017
Final Score: Florida Gulf Coast 5, FSU 2

An Opposing Player Hit Two Home Runs In A Game: Brett Kinneman (2), NC State, April 7, 2017
Final Score: FSU 16, NC State 7

An Opponent Hit Back-To-Back Home Runs: AJ Murray & Mott Hyde - Georgia Tech, ACC Tournament, 9th Inning, May 22, 2013; Final Score: Georgia Tech 4, FSU 3

An Opponent Hit Back-To-Back-To-Back Home Runs: Jeroloman, McArthur and Leclerc at Florida, June 10, 2005; Final Score: UF 8 FSU 1

PITCHING

A Seminole Pitcher Threw A No-Hitter: Chris Chavez vs. Charleston Southern, February 18, 1998; Final Score: FSU 13 CSU 0

Florida State Combined to Throw A No-Hitter: Cole Sands/Cobi Johnson/Jim Voyes vs. Toledo, March 9, 2016;
Final Score: FSU 3 Toledo 2

Florida State Was No-Hit: Terry Harvey, NC State, March 26, 1993
Final Score: NC State 8 FSU 0

A Seminole Pitcher Threw A Complete Game: Drew Parrish at Notre Dame, March 25, 2017
Final Score: FSU 5, Notre Dame 1

A Seminole Pitcher Threw A Complete Game Shutout: Drew Carlton vs. Florida, June 11, 2016; Final Score: FSU 3 Florida 0 [1st FSU CG in 2016]

A Seminole Pitcher Threw A Complete Game (7 INN or <): Sean Gilmartin vs. Grambling State, May 14, 2009;
Final Score: FSU 9 GSU 1 (6 Inn, Rain)

A Seminole Pitcher Threw A Complete Game Shutout (7 INN): Mike Hyde vs. Virginia, May 26, 2006; Final Score: FSU 11 UVA 0

An Opposing Pitcher Threw A Complete Game: Peyton Gray (5.0), FGCU, April 5, 2017
Final Score: FSU 3, FGCU 2

Florida State Shut Out An Opponent: vs. Boston College, March 11, 2017
Final Score: FSU 13, Boston College 0 [3rd shutout in 2017]

Florida State Was Shut Out: at Virginia Tech, March 19, 2017
Final Score: Virginia Tech 17, FSU 0 [3rd shutout in 2017]

A Seminole Pitcher Gave Up Three HR In a Game: Dylan Silva at NC State, April 4, 2015;
Final Score: NC State 11 FSU 7

A Seminole Pitcher Gave Up Four HR in a Game: Bryan Henry vs. Florida, June 10, 2005;
Final Score: Florida 8 FSU 1

A Seminole Pitcher Gave Up A Grand Slam: Andrew Karp, April 15, to Ben Brezeale, Wake Forest, 8th Inning; Final Score: Wake Forest 9 FSU 0

A Seminole Struck Out 10 Or More Batters: Andrew Karp (11) at Florida, March 14, 2017
Final Score: Florida 1, FSU 0

A Seminole Struck Out 10 Or More Batters in Consecutive Games:
Tyler Holton - 11 vs. Samford (2/25/17), 13 vs. Oakland (3/4/17)

A Seminole Struck Out 15 Or More Batters: Tyler Chambliss (15) vs. Maryland, March 11, 2006; Final Score: FSU 6 Maryland 2

Florida State Walked 10 or More Batters: 10 - vs. Texas Tech, April 5, 2016
Final Score: FSU 10, Texas Tech 1 (4th time in 2016 season with 10+ walks)

Florida State Did Not Walk A Batter: at Florida, March 14, 2017
Final Score: Florida 1, FSU 0

A Seminole Pitcher Won 13+ Games In A Season: Bryan Henry, 2007, 14-2

A Seminole Pitcher Won 20 Games In A Season: Mike Loynd, 1986, 20-1

SCORING & MISCELLANEOUS

Florida State Recorded 20 Or More Hits: 24 vs. Rhode Island, February 21, 2016;
Final Score: FSU 23, Rhode Island 4

Florida State Scored 20 Or More Runs: 23 vs. Rhode Island, February 21, 2016;
Final Score: FSU 23, Rhode Island 4

Florida State Scored 30 Or More Runs: 37 vs. Ohio State, May 31, 2009;
Final Score: FSU 37, Ohio State 6

Florida State Scored 10 Or More Runs In An Inning: 10 (7th Inn) at NC State, April 7, 2017
Final Score: FSU 16, NC State 7

An Opponent Scored 10 Or More Runs In An Inning: 10 (6th Inn) at Virginia Tech, March 19, 2017
Final Score: Virginia Tech 17, FSU 0

Florida State Swept A Three-Game ACC Series At Home: Notre Dame, April 22-24, 2016;
Scores: 12-6, 7-6 (12), 11-6 (Second time in 2016)

Florida State Swept A Three-Game ACC Series On The Road: at Notre Dame, March 24-25, 2017
Final Scores: 8-2, 8-3 (13), 5-1

Florida State Was Swept In An ACC Series At Home: North Carolina, March 31-April 2, 2017
Final Scores: 3-1, 5-2 (11), 9-7

Florida State Was Swept In An ACC Series On The Road: at Notre Dame, April 10-12, 2015;
Scores: 2-5, 1-4, 1-2

Florida State Lost An ACC Series At Home: North Carolina, March 31-April 2, 2017
Final Scores: 3-1, 5-2 (11), 9-7

Florida State Was Swept At Home: North Carolina, March 31-April 2, 2017
Final Scores: 3-1, 5-2 (11), 9-7

Florida State Was Swept In A Non-ACC Series: Florida, March 15 & 29, April 12, 2016
Scores: 0-6, 2-3, 2-8

Florida State Played 20 or more innings: Wake Forest, May 6, 2006
Final Score: FSU 4 Wake Forest 3 (20)

Florida State Turned a Triple Play: Virginia Tech, May 3, 2009; 3rd Inning (9-2-4) RF - Ruairi O'Connor to C - Parker Brunelle to 2B - Jason Stidham

Florida State Recorded A Walk-Off Win: FGCU, April 4, 2017 (Jackson Lueck RBI double)
Final Score: FSU 7, FGCU 6

A Florida State Opponent Recorded A Walk-Off Win: vs. Virginia, May 25, 2013;
Final Score: UVA 7, FSU 4 - Kenny Towns 3-run HR bottom 12th (ACC Tournament)

Committed 5+ Errors In One Game: 5 vs. North Carolina, April 2, 2017; Final Score: UNC 9, FSU 7

POLLS: PERFECT GAME

	PS	W-1	W-2	W-3	W-4	W-5	W-6	W-7	W-8	W-9	W-10	W-11	W-12	F
Oregon State.....	7	7	7	5	4	2	1	1	1					
Louisville.....	6	6	6	4	1	1	2	2	2					
TCU.....	1	1	1	1	2	3	3	3	3					
Clemson.....	19	20	18	12	11	7	6	4	4					
North Carolina.....	12	10	9	13	12	8	7	5	5					
Texas Tech.....			24	8	8	5	5	7	6					
Arizona.....	25	22	21	17	17	15	17	9	7					
South Carolina.....	5	5	5	7	7	4	4	6	8					
Cal State Fullerton.....	15	12	15	16	16	9	13	12	9					
Florida.....	4	3	3	2	5	14	9	8	10					
Houston.....	20	19	20	20	24	20	11	14	11					
LSU.....	2	2	2	6	6	6	10	18	12					
Arkansas.....						24	20	10	13					
Oklahoma.....							24	11	14					
Kentucky.....								13	15					
Stanford.....	16	18	17	11	13	13	12	19	16					
Virginia.....		24	23	21	25				17					
Auburn.....								17	18					
Vanderbilt.....	9	9	10	15	15	18	15	21	19					
Mississippi State.....									20					
USF.....						21	21	25	21					
Southern Miss.....								24	22					
Long Beach State.....									23					
Florida State.....	3	4	4	3	3	12	8	22	24					
Wake Forest.....								23	25					
St. John's.....							22	15						
Florida Gulf Coast.....					22	17	14	16						
Louisiana-Lafayette.....	13	13	11	9	9	10	18	20						
East Carolina.....	10	15	13	10	10	19	16							
Ole Miss.....	8	8	8	14	14	11	19							
Oklahoma State.....	11	11	14	18	18	16	23							
Missouri.....						22	25							
Washington.....	18	17	19	19	23	23								
Baylor.....					19	25								
Texas AGM.....		23	22	22	20									
Texas.....	17	16	16	24	21									
North Carolina State.....	14	14	12	23										
Dallas Baptist.....			25	25										
Rice.....	21	21												
Maryland.....	23	25												
Cal Poly.....	22													
Coastal Carolina.....	24													

POLLS: USA TODAY COACHES

	PS	W-1	W-2	W-3	W-4	W-5	W-6	W-7	W-8	W-9	W-10	W-11	W-12	F
Oregon State.....	7			4	2	2	1	1	1					
Louisville.....	8			5	1	1	3	2	2					
TCU.....	1			1	4	5	4	3	3					
Clemson.....	12			11	10	7	5	4	4					
North Carolina.....	13			10	9	9	7	5	5					
Texas Tech.....	19			9	6	3	2	6	6					
Arizona.....	15			6	8	6	11	8	7					
LSU.....	3			7	7	4	8	13	8					
Cal State Fullerton.....	11			17	15	10	15	16	9					
Florida.....	2			2	5	12	9	7	10					
South Carolina.....	4			13	12	8	6	9	11					
Virginia.....	18			8	11	16	16	18	12					
Auburn.....							24	17	11	13				
Kentucky.....							25	19	10	14				
Arkansas.....				25			20	15	15					
Oklahoma.....					21	19	18	14	16					
Michigan.....					22	21		21	17					
Southern Miss.....								20	18					
Stanford.....	21			14	18	13	14	23	19					
St. John's.....				16	16	15	13	12	20					
Mississippi State.....								25	21					
Wake Forest.....								22	22					
Houston.....							25		23					
Long Beach State.....									24					
Florida State.....	5			3	3	11	10	19	25					
Florida Gulf Coast.....						17	12	17						
San Diego.....								24						
Baylor.....				15	14	18	21							
Ole Miss.....	24			19	19	14	22							
Missouri.....					25	20	23							
Louisiana-Lafayette.....	16			20	20	22	24							
Texas AGM.....	20			12	13	23								
East Carolina.....	10			17	17									
Vanderbilt.....	6			24	23									
Louisiana Tech.....				23	24									
Coastal Carolina.....	9			21										
Georgia Tech.....				22										
North Carolina State.....	14													
Miami.....	17													
Oklahoma State.....	22													
UC Santa Barbara.....	23													
Rice.....	25													

2017 BATTING ORDER: GAME-BY-GAME

<i>Date</i>	<i>Opponent</i>	<i>1</i>	<i>2</i>	<i>3</i>	<i>4</i>	<i>5</i>	<i>6</i>	<i>7</i>	<i>8</i>	<i>9</i>	<i>SP</i>
2/17	VCU	Walls	Lueck	Nieporte	Raleigh	Busby	Aplin	Henderson	Flowers	Daughtry	Carlton
2/18	VCU	Walls	Lueck	Raleigh	Busby	Nieporte	Aplin	Henderson	Daughtry	Flowers	Sands
2/19	VCU	Walls	Lueck	Raleigh	Busby	Nieporte	Henderson	Derr	Cavanaugh	Flowers	Holton
2/21	USF	Walls	Lueck	Nieporte	Raleigh	Aplin	Busby	Daughtry	Henderson	Flowers	Karp
2/24	Samford	Walls	Lueck	Raleigh	Nieporte	Aplin	Busby	Derr	Henderson	Flowers	Sands
2/25	Samford	Walls	Lueck	Raleigh	Aplin	Nieporte	Derr	Flowers	Henderson	Truluck	Holton
2/26	Samford	Walls	Lueck	Raleigh	Aplin	Nieporte	Busby	Daughtry	Flowers	Henderson	Parrish
2/28	at Jacksonville	Walls	Lueck	Busby	Nieporte	Raleigh	Flowers	Derr	Cavanaugh	Henderson	Karp
3/3	Oakland	Walls	Lueck	Raleigh	Nieporte	Daughtry	Derr	Busby	Flowers	Henderson	Sands
3/4	Oakland	Walls	Lueck	Aplin	Nieporte	Raleigh	Derr	Busby	Daughtry	Flowers	Holton
3/5	Oakland	Walls	Lueck	Raleigh	Nieporte	Aplin	Derr	Busby	Daughtry	Flowers	Parrish
3/7	at UCF	Walls	Busby	Aplin	Nieporte	Raleigh	Derr	Daughtry	Flowers	Henderson	Karp
3/8	at UCF	Walls	Busby	Aplin	Nieporte	Raleigh	Derr	Daughtry	Flowers	Henderson	E. Voyles
3/10	Boston College	Walls	Busby	Aplin	Nieporte	Raleigh	Daughtry	Derr	Flowers	Henderson	Sands
3/11	Boston College	Walls	Busby	Aplin	Nieporte	Raleigh	Daughtry	Derr	Flowers	Henderson	Holton
3/11	Boston College	Walls	Busby	Aplin	Raleigh	Daughtry	Derr	Flowers	Wells	Henderson	Parrish
3/14	at Florida	Walls	Busby	Aplin	Raleigh	Nieporte	Daughtry	Derr	Flowers	Henderson	Karp
3/15	at FGCU	Walls	Busby	Aplin	Nieporte	Raleigh	Daughtry	Derr	Flowers	Henderson	E. Voyles
3/17	at Virginia Tech	Walls	Derr	Raleigh	Nieporte	Aplin	Busby	Daughtry	Flowers	Henderson	Sands
3/18	at Virginia Tech	Walls	Derr	Raleigh	Nieporte	Aplin	Busby	Daughtry	Flowers	Henderson	Holton
3/19	at Virginia Tech	Walls	Derr	Raleigh	Nieporte	Aplin	Busby	Daughtry	Flowers	Henderson	Parrish
3/21	Jacksonville	Walls	Daughtry	Raleigh	Nieporte	Aplin	Lueck	Busby	Derr	Flowers	Karp
3/24	at Notre Dame	Walls	Daughtry	Raleigh	Nieporte	Aplin	Busby	Lueck	Derr	Flowers	Sands
3/24	at Notre Dame	Walls	Derr	Raleigh	Nieporte	Busby	Aplin	Lueck	Flowers	Henderson	Holton
3/25	at Notre Dame	Walls	Lueck	Raleigh	Nieporte	Busby	Aplin	Derr	Daughtry	Flowers	Parrish
3/28	vs. Florida	Walls	Lueck	Raleigh	Nieporte	Aplin	Flowers	Daughtry	Derr	Henderson	Karp
3/31	vs. UNC	Walls	Lueck	Aplin	Nieporte	Raleigh	Mendoza	Flowers	Derr	Henderson	Sands
4/1	vs. UNC	Walls	Lueck	Raleigh	Nieporte	Aplin	Mendoza	Flowers	Daughtry	Henderson	Holton
4/2	vs. UNC	Flowers	Lueck	Aplin	Raleigh	Nieporte	Mendoza	Daughtry	Derr	Henderson	Parrish
4/4	vs. FGCU	Walls	Lueck	Aplin	Nieporte	Raleigh	Busby	Mendoza	Flowers	Henderson	Karp
4/5	vs. FGCU	Walls	Lueck	Aplin	Nieporte	Raleigh	Busby	Mendoza	Flowers	Henderson	Zirzow
4/7	at NC State	Walls	Busby	Raleigh	Nieporte	Derr	Mendoza	Flowers	Truluck	Henderson	Sands
4/8	at NC State	Walls	Busby	Raleigh	Nieporte	Derr	Mendoza	Flowers	Truluck	Henderson	Holton
4/9	at NC State	Walls	Busby	Aplin	Nieporte	Raleigh	Mendoza	Derr	Flowers	Henderson	Parrish

2017 BY POSITION: GAME-BY-GAME

<i>Date</i>	<i>Opponent</i>	<i>Times (Record)</i>	<i>C</i>	<i>1B</i>	<i>2B</i>	<i>3B</i>	<i>SS</i>	<i>LF</i>	<i>CF</i>	<i>RF</i>	<i>DH</i>
2/17	VCU	1 (0-1)	Raleigh	Nieporte	Henderson	Busby	Walls	Lueck	Flowers	Aplin	Daughtry
2/18	VCU	2 (1-1)	Raleigh	Nieporte	Henderson	Busby	Walls	Lueck	Flowers	Aplin	Daughtry
2/19	VCU	1 (1-0)	Raleigh	Nieporte	Henderson	Busby	Walls	Lueck	Flowers	Derr	Cavanaugh
2/21	USF	3 (1-2)	Raleigh	Nieporte	Henderson	Busby	Walls	Lueck	Flowers	Aplin	Daughtry
2/24	Samford	1 (1-0)	Raleigh	Nieporte	Henderson	Busby	Walls	Lueck	Flowers	Derr	Aplin
2/25	Samford	1 (1-0)	Raleigh	Nieporte	Henderson	Truluck	Walls	Lueck	Flowers	Derr	Aplin
2/26	Samford	4 (2-2)	Raleigh	Nieporte	Henderson	Busby	Walls	Lueck	Flowers	Aplin	Daughtry
2/28	at Jacksonville	2 (2-0)	Raleigh	Nieporte	Henderson	Busby	Walls	Lueck	Flowers	Derr	Cavanaugh
3/3	Oakland	1 (1-0)	Raleigh	Nieporte	Henderson	Busby	Walls	Lueck	Flowers	Derr	Daughtry
3/4	Oakland	1 (1-0)	Raleigh	Nieporte	Derr	Busby	Walls	Lueck	Flowers	Aplin	Daughtry
3/5	Oakland	2 (2-0)	Raleigh	Nieporte	Derr	Busby	Walls	Lueck	Flowers	Aplin	Daughtry
3/7	at UCF	1 (1-0)	Raleigh	Nieporte	Henderson	Busby	Walls	Daughtry	Flowers	Derr	Aplin
3/8	at UCF	2 (2-0)	Raleigh	Nieporte	Henderson	Busby	Walls	Daughtry	Flowers	Derr	Aplin
3/10	Boston College	3 (2-1)	Raleigh	Nieporte	Henderson	Busby	Walls	Daughtry	Flowers	Derr	Aplin
3/11	Boston College	4 (3-1)	Raleigh	Nieporte	Henderson	Busby	Walls	Daughtry	Flowers	Derr	Aplin
3/11	Boston College	1 (1-0)	Raleigh	Busby	Henderson	Daughtry	Walls	Wells	Flowers	Aplin	Derr
3/14	at Florida	1 (0-1)	Raleigh	Busby	Henderson	Daughtry	Walls	Aplin	Flowers	Derr	Nieporte
3/15	at Florida Gulf Coast	2 (0-2)	Raleigh	Busby	Henderson	Daughtry	Walls	Aplin	Flowers	Derr	Nieporte
3/17	at Virginia Tech	3 (1-2)	Raleigh	Busby	Henderson	Daughtry	Walls	Aplin	Flowers	Derr	Nieporte
3/18	at Virginia Tech	4 (1-3)	Raleigh	Busby	Henderson	Daughtry	Walls	Aplin	Flowers	Derr	Nieporte
3/19	at Virginia Tech	5 (1-4)	Raleigh	Busby	Henderson	Daughtry	Walls	Aplin	Flowers	Derr	Nieporte
3/21	Jacksonville	1 (1-0)	Raleigh	Busby	Derr	Daughtry	Walls	Lueck	Flowers	Aplin	Nieporte
3/24	at Notre Dame	2 (2-0)	Raleigh	Busby	Derr	Daughtry	Walls	Lueck	Flowers	Aplin	Nieporte
3/24	at Notre Dame	1 (1-0)	Raleigh	Busby	Henderson	Derr	Walls	Lueck	Flowers	Aplin	Nieporte
3/25	at Notre Dame	3 (3-0)	Raleigh	Busby	Derr	Daughtry	Walls	Lueck	Flowers	Aplin	Nieporte
3/28	vs. Florida	1 (0-1)	Raleigh	Nieporte	Henderson	Daughtry	Walls	Lueck	Flowers	Aplin	Derr
3/31	vs. North Carolina	1 (0-1)	Raleigh	Nieporte	Henderson	Mendoza	Walls	Lueck	Flowers	Aplin	Derr
4/1	vs. North Carolina	1 (0-1)	Raleigh	Nieporte	Henderson	Mendoza	Walls	Lueck	Flowers	Aplin	Daughtry
4/2	vs. North Carolina	1 (0-1)	Raleigh	Nieporte	Henderson	Mendoza	Daughtry	Lueck	Flowers	Aplin	Derr
4/4	vs. FGCU	1 (1-0)	Raleigh	Mendoza	Henderson	Busby	Walls	Lueck	Flowers	Aplin	Nieporte
4/5	vs. FGCU	2 (2-0)	Raleigh	Mendoza	Henderson	Busby	Walls	Lueck	Flowers	Aplin	Nieporte
4/7	at NC State	1 (1-0)	Raleigh	Mendoza	Henderson	Busby	Walls	Truluck	Flowers	Derr	Nieporte
4/8	at NC State	2 (1-1)	Raleigh	Mendoza	Henderson	Busby	Walls	Truluck	Flowers	Derr	Nieporte
4/9	at NC State	1 (0-1)	Raleigh	Mendoza	Henderson	Busby	Walls	Aplin	Flowers	Derr	Nieporte

PITCHING (STARTERS)

Date	Opp. (W-L-ND)	IP	H	R	ER	BB	K
2/17	VCU (L)	5.2	9	2	2	0	4
2/18	VCU (W)	5.2	4	2	0	2	2
2/19	VCU (W)	6.0	3	2	1	1	8
2/21	USF (ND)	7.0	3	0	0	0	9
2/24	Samford (W)	5.0	3	2	2	2	6
2/25	Samford (W)	7.0	2	0	0	3	11
2/26	Samford (W)	6.0	2	1	1	0	6
2/28	at Jacksonville (ND)	6.0	5	3	3	1	7
3/3	Oakland (ND)	3.0	7	7	3	2	2
3/4	Oakland (W)	6.0	2	0	0	0	13
3/5	Oakland (ND)	4.0	7	5	4	2	5
3/7	at UCF (ND)	4.0	2	2	2	2	6
3/8	at UCF (ND)	2.0	3	0	0	0	1
3/10	Boston College (L)	6.0	8	5	5	1	2
3/11	Boston College (W)	6.0	2	1	0	2	8
3/11	Boston College (W)	6.0	6	0	0	2	5
3/14	at Florida (L)	7.0	5	1	1	0	11
3/15	at FGCU (L)	0.1	3	3	2	1	0
3/17	at Virginia Tech (W)	5.2	3	1	1	2	7
3/18	at Virginia Tech (ND)	3.2	6	6	6	3	3
3/19	at Virginia Tech (L)	5.1	8	7	7	2	7
3/21	vs. Jacksonville (ND)	0.2	3	6	6	2	0
3/24	at Notre Dame (W)	6.0	5	1	1	2	7
3/24	at Notre Dame (ND)	6.1	5	2	2	1	7
3/25	at Notre Dame (W)	9.0	3	1	0	1	7
3/28	vs. Florida (L)	5.0	5	4	4	2	5
3/31	vs. North Carolina (L)	6.0	7	2	2	2	6
4/1	vs. North Carolina (ND)	7.0	0	0	0	1	8
4/2	vs. North Carolina (ND)	4.0	7	5	2	1	4
4/4	vs. FGCU (ND)	4.0	6	3	3	0	1
4/5	vs. FGCU (ND)	3.0	4	2	2	0	5
4/7	at NC State (W)	6.0	7	3	3	1	3
4/8	at NC State (L)	5.1	6	4	4	1	6
4/9	at NC State (L)	3.1	8	7	7	1	3
Totals		173.0	159	90	76	43	185

PITCHING (BULLPEN)

Date	Opp. (W-L-ND)	IP	H	R	ER	BB	K
2/17	VCU (ND)	3.1	3	1	1	0	3
2/18	VCU (ND)	3.1	1	1	1	1	4
2/19	VCU (ND)	3.0	3	1	1	1	2
2/21	USF (L)	2.0	1	4	3	3	2
2/24	Samford (ND)	4.0	3	1	1	1	6
2/25	Samford (ND)	2.0	3	0	0	0	2
2/26	Samford (ND)	3.0	5	3	3	2	3
2/28	at Jacksonville (W)	3.0	3	2	2	0	2
3/3	Oakland (W)	6.0	7	3	3	3	8
3/4	Oakland (ND)	3.0	3	1	1	2	3
3/5	Oakland (W)	5.0	3	1	0	1	7
3/7	at UCF (W)	5.0	0	0	0	1	6
3/8	at UCF (W)	7.0	4	0	0	1	9
3/10	Boston College (ND)	3.0	5	3	1	2	5
3/11	Boston College (ND)	3.0	0	0	0	1	4
3/11	Boston College (ND)	3.0	1	0	0	2	4
3/14	at Florida (ND)	1.0	1	0	0	0	1
3/15	at FGCU (ND)	7.2	2	2	2	7	4
3/17	at Virginia Tech (ND)	3.1	3	1	1	1	3
3/18	at Virginia Tech (L)	4.1	7	7	5	3	3
3/19	at Virginia Tech (ND)	2.2	9	10	10	5	3
3/21	vs. Jacksonville (W)	8.1	8	3	1	0	8
3/24	at Notre Dame (ND)	3.0	3	1	1	1	3
3/24	at Notre Dame (W)	6.2	4	1	1	3	9
3/25	at Notre Dame (-)	--	--	--	--	--	--
3/28	vs. Florida (ND)	4.0	1	0	0	1	4
3/31	vs. North Carolina (ND)	3.0	1	1	1	2	3
4/1	vs. North Carolina (L)	4.0	6	5	0	2	2
4/2	vs. North Carolina (L)	5.0	8	4	3	0	6
4/4	vs. FGCU (W)	5.0	5	3	2	3	7
4/5	vs. FGCU (W)	2.0	1	0	0	1	4
4/7	at NC State (ND)	3.0	2	4	2	5	6
4/8	at NC State (ND)	2.2	1	0	0	1	2
4/9	at NC State (ND)	4.2	5	1	1	1	3
Totals		129.0	112	64	47	57	141

SEASON & CAREER HIGHS

1 • TYLER DAUGHTRY

DAUGHTRY SEASON & CAREER HIGHS

At-Bats	5 (three times), last vs. North Carolina (4/1/17)
Runs	3 (two times), last vs. Oakland (3/5/17)
Hits	3 (two times), last vs. Boston College (3/11/17)
RBI	3 (two times), last at Notre Dame (3/24/17)
Walks	4 (two times), last vs. Boston College (3/11/17)
Hit by Pitch	1 (two times), last vs. North Carolina (3/31/17)
Stolen Bases	1 (three times), last vs. Oakland (3/5/17)

2 • JACKSON LUECK

LUECK SEASON HIGHS

At-Bats	6 (two times), last vs. Oakland (3/5/17)
Runs	2 (five times), last vs. North Carolina (4/2/17)
Hits	3 (three times), last vs. Florida Gulf Coast (4/4/17)
RBI	5 vs. Samford (2/26/17)
Walks	2 vs. North Carolina (4/2/17)
Hit by Pitch	2 vs. Oakland (3/4/17)
Stolen Bases	1 (two times), last at Jacksonville (2/28/17)

LUECK CAREER HIGHS

At-Bats	6 (three times), last vs. Oakland (3/5/17)
Runs	2 (13 times), last vs. North Carolina (4/2/17)
Hits	3 (six times), last vs. Oakland (3/3/17)
RBI	5 (two times), last vs. Samford (2/26/17)
Walks	3 vs. College of Charleston (2/27/16)
Hit by Pitch	2 vs. Oakland (3/4/17)
Stolen Bases	1 (four times), last at Jacksonville (2/28/17)

3 • NICK DERR

DERR SEASON & CAREER HIGHS

At-Bats	5 (two times), last at Notre Dame (3/24/17)
Runs	3 (three times), last vs. NC State (4/7/17)
Hits	3 (two times), last vs. Samford (2/24/17)
RBI	2 (three times), last vs. Boston College (3/11/17)
Walks	3 vs. Boston College (3/11/17)
Hit by Pitch	3 vs. Boston College (3/11/17)
Stolen Bases	2 at UCF (3/7/17)

6 • COBI JOHNSON

JOHNSON CAREER HIGHS

Innings Pitched	7.0 at Virginia (3/22/15)
Hits Allowed	7 (two times), last vs. Wake Forest (3/15/15)
Runs Allowed	6 (two times), last at NC State (4/4/15)
Earned Runs Allowed	6 vs. UNC Wilmington (3/1/15)
Walks Allowed	3 (three times), last vs. Villanova (3/2/16)
Strikeouts	6 (three times), last at Miami (4/24/15)

7 • STEVEN WELLS

WELLS SEASON HIGHS - BATTING

At-Bats	3 at NC State (4/9/17)
Runs	2 vs. Boston College (3/11/17)
Hits	1 vs. Boston College (3/11/17)
RBI	-
Walks	1 (two times), last at Notre Dame (3/24/17)
Hit by Pitch	1 vs. Boston College (3/11/17)
Stolen Bases	-

WELLS SEASON HIGHS - PITCHING

Innings Pitched	1.0 (two times), last at Virginia Tech (3/17/17)
Hits Allowed	2 (two times), last vs. Boston College (3/10/17)
Runs Allowed	2 vs. Boston College (3/10/17)
Earned Runs Allowed	1 vs. VCU (2/17/17)
Walks Allowed	1 vs. Boston College (3/10/17)
Strikeouts	1 (three times), last at Virginia Tech (3/19/17)

WELLS CAREER HIGHS - BATTING

At-Bats	6 vs. Notre Dame (4/23/16)
Runs	2 (nine times), last vs. Boston College (3/11/17)
Hits	3 (four times), last vs. Georgia Tech - ACC Tournament (5/26/16)
RBI	5 at Wake Forest (4/16/16)
Walks	3 vs. College of Charleston (2/27/16)
Hit by Pitch	1 (two times), last vs. Boston College (3/11/17)
Stolen Bases	1 (two times), last vs. Miami (5/21/16)

WELLS CAREER HIGHS - PITCHING

Innings Pitched	1.0 (three times), last at Virginia Tech (3/17/17)
Hits Allowed	2 (two times), last vs. Boston College (3/10/17)
Runs Allowed	2 vs. Boston College (3/10/17)
Earned Runs Allowed	1 vs. VCU (2/17/17)
Walks Allowed	1 vs. Boston College (3/10/17)
Strikeouts	2 at Miami (4/26/15)

8 • J.C. FLOWERS

FLOWERS SEASON & CAREER HIGHS

At-Bats	5 (three times), last at NC State (4/7/17)
Runs	3 vs. Samford (2/26/17)
Hits	4 at Notre Dame (3/24/17)
RBI	3 vs. Boston College (3/11/17)
Walks	3 vs. Oakland (3/3/17)
Hit by Pitch	2 at Notre Dame (3/24/17)
Stolen Bases	1 (five times), last vs. North Carolina (4/1/17)

10 • TAYLOR WALLS

WALLS SEASON HIGHS

At-Bats	6 (two times), last at NC State (4/7/17)
Runs	3 (two times), last vs. Boston College (3/11/17)
Hits	4 vs. Jacksonville (3/21/17)
RBI	3 (five times), last at NC State (4/7/17)
Walks	4 (two times), last at Notre Dame (3/24/17)
Hit by Pitch	1 vs. Boston College (3/11/17)
Stolen Bases	1 (five times), last at Notre Dame (3/24/17)

WALLS CAREER HIGHS

At-Bats	6 (seven times), last at NC State (4/7/17)
Runs	4 at Pittsburgh (3/18/16)
Hits	4 (three times), last vs. Jacksonville (3/21/17)
RBI	4 (two times), last vs. Florida Gulf Coast (5/11/16)
Walks	4 (three times), last at Notre Dame (3/24/17)
Hit by Pitch	1 (eight times), last vs. Boston College (3/11/17)
Stolen Bases	3 vs. Villanova (3/2/16)

12 • BRANDON REITZ

REITZ SEASON & CAREER HIGHS

Innings Pitched	1.0 (three times), last vs. Boston College (3/11/17)
Hits Allowed	2 vs. Oakland (3/4/17)
Runs Allowed	1 (two times), last vs. Oakland (3/4/17)
Earned Runs Allowed	1 (two times), last vs. Oakland (3/4/17)
Walks Allowed	1 (two times), last vs. Oakland (3/4/17)
Strikeouts	2 vs. Samford (2/24/17)

13 • DONOVAN PETREY

PETREY SEASON HIGHS

At-Bats	2 vs. Samford (2/24/17)
Runs	1 vs. Samford (2/25/17)
Hits	1 at NC State (4/7/17)
RBI	1 (two times), last at NC State (4/7/17)
Walks	1 (four times), last at Notre Dame (3/24/17)
Hit by Pitch	1 vs. VCU (2/19/17)
Stolen Bases	-

PETREY CAREER HIGHS

At-Bats	5 vs. Rhode Island (2/21/16)
Runs	2 (two times), last at Wake Forest (4/16/16)
Hits	3 vs. Rhode Island (2/21/16)
RBI	3 vs. Rhode Island (2/21/16)
Walks	1 (17 times), last at Notre Dame (3/24/17)
Hit by Pitch	1 (six times), last vs. VCU (2/19/17)
Stolen Bases	1 (two times), last at Clemson (5/1/16)

14 • TYLER HOLTON

HOLTON SEASON HIGHS - PITCHING

Innings Pitched	7.0 (two times), last vs. North Carolina (4/1/17)
Hits Allowed	6 (two times), last at NC State (4/8/17)
Runs Allowed	6 at Virginia Tech (3/18/17)
Earned Runs Allowed	6 at Virginia Tech (3/18/17)
Walks Allowed	3 (two times), last at Virginia Tech (3/18/17)
Strikeouts	13 vs. Oakland (3/4/17)

HOLTON CAREER HIGHS - BATTING

At-Bats	4 (two times), last vs. South Alabama - NCAA Tournament (6/5/16)
Runs	2 vs. Villanova (3/2/16)
Hits	1 (six times), last vs. South Alabama - NCAA Tournament (6/5/16)
RBI	2 (two times), last vs. South Alabama - NCAA Tournament (6/5/16)
Walks	1 (four times), last at Florida - NCAA Tournament (6/11/16)
Hit by Pitch	2 vs. Rhode Island (2/21/16)
Stolen Bases	-

HOLTON CAREER HIGHS - PITCHING

Innings Pitched	7.0 (three times), last vs. North Carolina (4/1/17)
Hits Allowed	9 vs. Jacksonville (3/1/16)
Runs Allowed	6 (two times), last at Virginia Tech (3/18/17)
Earned Runs Allowed	6 at Virginia Tech (3/18/17)
Walks Allowed	3 (five times), last at Virginia Tech (3/18/17)
Strikeouts	13 vs. Oakland (3/4/17)

15 • HANK TRULUCK

TRULUCK SEASON HIGHS

At-Bats	2 at NC State (4/7/17)
Runs	1 (three times), last at Notre Dame (3/24/17)
Hits	1 (four times), last at Virginia Tech (3/7/17)
RBI	1 vs. Oakland (3/3/17)
Walks	1 (two times), last at Virginia Tech (3/19/17)
Hit by Pitch	2 vs. Boston College (3/11/17)
Stolen Bases	-

TRULUCK CAREER HIGHS

At-Bats	4 (six times), last vs. Clemson - ACC Tournament (5/29/16)
Runs	2 (five times), last at USF (3/8/16)
Hits	2 (six times), last vs. Bowling Green State (5/7/16)
RBI	4 vs. USF (3/3/15)
Walks	4 at Virginia (3/22/15)
Hit by Pitch	2 (two times), last vs. Boston College (3/11/17)
Stolen Bases	1 (five times), last vs. Coastal Carolina (5/21/15)

17 • CLAYTON KWIATKOWSKI

KWIATKOWSKI SEASON & CAREER HIGHS

Innings Pitched	2.0 (two times), last at Virginia Tech (3/17/17)
Hits Allowed	2 at Virginia Tech (3/17/17)
Runs Allowed	1 at Virginia Tech (3/17/17)
Earned Runs Allowed	1 at Virginia Tech (3/17/17)
Walks Allowed	1 (two times), last at NC State (4/8/17)
Strikeouts	3 (two times), last vs. Florida Gulf Coast (4/4/17)

18 • ED VOYLES

E. VOYLES SEASON HIGHS

Innings Pitched	2.0 at UCF (3/8/17)
Hits Allowed	4 vs. Oakland (3/3/17)
Runs Allowed	3 (two times), last at Florida Gulf Coast (3/15/17)
Earned Runs Allowed	3 vs. Oakland (3/3/17)
Walks Allowed	1 at Florida Gulf Coast (3/15/17)
Strikeouts	1 (four times), last vs. Boston College (3/11/17)

E. VOYLES CAREER HIGHS

Innings Pitched	4.0 (two times), last at Wake Forest (4/17/16)
Hits Allowed	5 (four times), last at Duke (5/15/16)
Runs Allowed	6 vs. Clemson - ACC Tournament (5/29/16)
Earned Runs Allowed	3 (three times), last vs. Oakland (3/3/17)
Walks Allowed	2 (five times), last vs. Clemson - ACC Tournament (5/29/16)
Strikeouts	6 vs. Villanova (3/2/16)

19 • ANDREW KARP

KARP SEASON HIGHS

Innings Pitched	7.0 (two times), last at Florida (3/14/17)
Hits Allowed	6 vs. Florida Gulf Coast (4/4/17)
Runs Allowed	6 vs. Jacksonville (3/21/17)
Earned Runs Allowed	6 vs. Jacksonville (3/21/17)
Walks Allowed	2 (three times), last vs. Florida (3/28/17)
Strikeouts	11 at Florida (3/14/17)

KARP CAREER HIGHS

Innings Pitched	7.0 (two times), last at Florida (3/14/17)
Hits Allowed	6 vs. Florida Gulf Coast (4/4/17)
Runs Allowed	6 vs. Jacksonville (3/21/17)
Earned Runs Allowed	6 vs. Jacksonville (3/21/17)
Walks Allowed	3 at Jacksonville (5/10/16)
Strikeouts	11 at Florida (3/14/17)

SEASON & CAREER HIGHS

20 • KYLE CAVANAUGH

CAVANAUGH SEASON & CAREER HIGHS

At-Bats	2 (three times), last vs. Oakland (3/4/17)
Runs	1 (two times), last vs. Boston College (3/11/17)
Hits	2 vs. Samford (2/24/17)
RBI	–
Walks	1 (two times), last vs. Boston College (3/11/17)
Hit by Pitch	1 at Virginia Tech (3/17/17)
Stolen Bases	–

22 • DREW MENDOZA

MENDOZA SEASON & CAREER HIGHS

At-Bats	5 at NC State (4/7/17)
Runs	1 (four times), last at NC State (4/9/17)
Hits	3 at NC State (4/7/17)
RBI	4 at NC State (4/7/17)
Walks	1 (three times), last at NC State (4/8/17)
Hit by Pitch	1 at NC State (4/7/17)
Stolen Bases	1 (two times), last vs. Florida Gulf Coast (4/4/17)

23 • RYAN MEJIA

MEJIA SEASON & CAREER HIGHS

At-Bats	1 (five times), last vs. Boston College (3/11/17)
Runs	–
Hits	1 (two times), last vs. Boston College (3/11/17)
RBI	2 vs. Boston College (3/11/17)
Walks	1 vs. Samford (2/24/17)
Hit by Pitch	–
Stolen Bases	–

24 • MATT HENDERSON

HENDERSON SEASON HIGHS

At-Bats	4 (four times), last at NC State (4/9/17)
Runs	2 (four times), last at NC State (4/7/17)
Hits	2 (two times), last at Virginia Tech (3/18/17)
RBI	2 vs. Boston College (3/11/17)
Walks	3 (three times), last vs. North Carolina (4/1/17)
Hit by Pitch	1 (three times), last vs. North Carolina (3/31/17)
Stolen Bases	1 (three times), last at Florida Gulf Coast (3/15/17)

HENDERSON CAREER HIGHS

At-Bats	5 (two times), last vs. Villanova (3/2/16)
Runs	3 (four times), last vs. South Alabama - NCAA Tournament (6/5/16)
Hits	4 vs. Louisville (4/8/16)
RBI	2 (four times), last vs. Boston College (3/11/17)
Walks	3 (six times), last vs. North Carolina (4/1/17)
Hit by Pitch	2 vs. Miami (5/21/16)
Stolen Bases	2 at Pittsburgh (3/19/16)

25 • RONNIE RAMIREZ

RAMIREZ CAREER HIGHS

Innings Pitched	11 vs. St. John's (3/4/16)
Hits Allowed	4 vs. Georgia Tech (3/12/16)
Runs Allowed	4 vs. Georgia Tech (3/12/16)
Earned Runs Allowed	3 vs. Georgia Tech (3/12/16)
Walks Allowed	1 vs. Georgia Tech (3/12/16)
Strikeouts	1 (two times), last vs. Georgia Tech (3/12/16)

26 • COLE SANDS

SANDS SEASON HIGHS

Innings Pitched	6.0 (four times), last at NC State (4/7/17)
Hits Allowed	8 vs. Boston College (3/10/17)
Runs Allowed	7 vs. Oakland (3/3/17)
Earned Runs Allowed	5 vs. Boston College (3/10/17)
Walks Allowed	2 (six times), last vs. North Carolina (3/31/17)
Strikeouts	7 (two times), last at Notre Dame (3/24/17)

SANDS CAREER HIGHS

Innings Pitched	6.0 (six times), last at NC State (4/7/17)
Hits Allowed	8 (two times), last vs. Boston College (3/10/17)
Runs Allowed	7 vs. Oakland (3/3/17)
Earned Runs Allowed	5 (three times), last vs. Boston College (3/10/17)
Walks Allowed	5 at Pittsburgh (3/20/16)
Strikeouts	7 (two times), last at Notre Dame (3/24/17)

28 • DYLAN BUSBY

BUSBY SEASON HIGHS

At-Bats	7 at Notre Dame (3/24/17)
Runs	4 vs. Oakland (3/5/17)
Hits	3 (three times), last at Notre Dame (3/24/17)
RBI	4 (two times), last at Notre Dame (3/24/17)
Walks	1 (six times), last at NC State (4/7/17)
Hit by Pitch	1 (six times), last vs. Florida Gulf Coast (4/4/17)
Stolen Bases	2 vs. Samford (2/26/17)

BUSBY CAREER HIGHS

At-Bats	8 at Miami (4/24/15)
Runs	4 vs. Oakland (3/5/17)
Hits	4 vs. Miami - ACC Tournament (5/28/16)
RBI	5 (two times), last vs. Alabama State (6/3/16)
Walks	4 vs. Villanova (3/2/16)
Hit by Pitch	2 (two times), last vs. Coastal Carolina (5/3/15)
Stolen Bases	2 (four times), last vs. Samford (2/26/17)

29 • QUINCY NIEPORTE

NIEPORTE SEASON HIGHS

At-Bats	5 (four times), last vs. North Carolina (4/1/17)
Runs	3 vs. Samford (2/24/17)
Hits	2 (eight times), last at NC State (4/7/17)
RBI	6 at Virginia Tech (3/18/17)
Walks	2 (three times), last at Florida Gulf Coast (3/15/17)
Hit by Pitch	2 vs. Oakland (3/3/17)
Stolen Bases	–

NIEPORTE CAREER HIGHS

At-Bats	6 (two times), last vs. Notre Dame (4/23/16)
Runs	3 (four times), last vs. Samford (2/24/17)
Hits	4 (two times), last vs. Notre Dame (4/23/16)
RBI	7 vs. UCF (3/11/15)
Walks	2 (four times), last at Florida Gulf Coast (3/15/17)
Hit by Pitch	2 (two times), last vs. Oakland (3/3/17)
Stolen Bases	1 (three times), last at Pittsburgh (3/19/16)

30 • WILL ZIRZOW

ZIRZOW SEASON HIGHS

Innings Pitched	5.0 at UCF (3/8/17)
Hits Allowed	4 (two times), last vs. Florida Gulf Coast (4/5/17)
Runs Allowed	4 at Virginia Tech (3/18/17)
Earned Runs Allowed	2 (three times), last vs. Florida Gulf Coast (4/5/17)
Walks Allowed	3 vs. Oakland (3/3/17)
Strikeouts	7 at UCF (3/8/17)

ZIRZOW CAREER HIGHS

Innings Pitched	5.0 at UCF (3/8/17)
Hits Allowed	4 (three times), last vs. Florida Gulf Coast (4/5/17)
Runs Allowed	4 (two times), last at Virginia Tech (3/18/17)
Earned Runs Allowed	4 at NC State (4/4/15)
Walks Allowed	3 vs. Oakland (3/3/17)
Strikeouts	7 at UCF (3/8/17)

31 • ALEC BYRD

BYRD SEASON HIGHS

Innings Pitched	2.0 at UCF (3/7/17)
Hits Allowed	5 (two times), last at Virginia Tech (3/19/17)
Runs Allowed	6 at Virginia Tech (3/19/17)
Earned Runs Allowed	6 at Virginia Tech (3/19/17)
Walks Allowed	3 at Florida Gulf Coast (3/15/17)
Strikeouts	4 at UCF (3/7/17)

BYRD CAREER HIGHS

Innings Pitched	5.2 vs. USF (3/4/15)
Hits Allowed	6 vs. UCF (3/10/15)
Runs Allowed	6 (two times), last at Virginia Tech (3/19/17)
Earned Runs Allowed	6 (two times), last at Virginia Tech (3/19/17)
Walks Allowed	3 (three times), last at Florida Gulf Coast (3/15/17)
Strikeouts	8 vs. UNC Wilmington (2/27/15)

32 • GRANT STEWART

STEWART SEASON & CAREER HIGHS

Innings Pitched	2.0 (two times), last at NC State (4/9/17)
Hits Allowed	3 at NC State (4/9/17)
Runs Allowed	2 at Virginia Tech (3/19/17)
Earned Runs Allowed	2 at Virginia Tech (3/19/17)
Walks Allowed	1 (five times), last at NC State (4/9/17)
Strikeouts	4 vs. Florida Gulf Coast (4/5/17)

33 • CHASE HANEY

HANEY SEASON HIGHS

Innings Pitched	2.1 vs. North Carolina (4/2/17)
Hits Allowed	4 vs. North Carolina (4/2/17)
Runs Allowed	2 (two times), last vs. Florida Gulf Coast (4/4/17)
Earned Runs Allowed	2 (two times), last vs. Florida Gulf Coast (4/4/17)
Walks Allowed	1 (six times), last vs. Florida Gulf Coast (4/4/17)
Strikeouts	3 at Notre Dame (3/24/17)

HANEY CAREER HIGHS

Innings Pitched	3.2 vs. Georgia Tech (3/12/16)
Hits Allowed	4 (three times), last vs. North Carolina (4/2/17)
Runs Allowed	3 vs. South Alabama - NCAA Tournament (6/5/16)
Earned Runs Allowed	2 (seven times), last vs. North Carolina (4/2/17)
Walks Allowed	3 (two times), last at USF (3/8/16)
Strikeouts	4 at USF (3/8/16)

35 • CAL RALEIGH

RALEIGH SEASON HIGHS

At-Bats	7 at Notre Dame (3/24/17)
Runs	3 (three times), last vs. Jacksonville (3/21/17)
Hits	3 (two times), last vs. Jacksonville (3/21/17)
RBI	2 (four times), last vs. North Carolina (4/2/17)
Walks	2 (five times), last at NC State (4/9/17)
Hit by Pitch	1 (two times), last vs. North Carolina (3/31/17)
Stolen Bases	1 vs. Oakland (3/5/17)

RALEIGH CAREER HIGHS

At-Bats	7 at Notre Dame (3/24/17)
Runs	3 (four times), last vs. Jacksonville (3/21/17)
Hits	3 (five times), last vs. Jacksonville (3/21/17)
RBI	4 at Pittsburgh (3/19/16)
Walks	3 at Florida - NCAA Tournament (6/11/16)
Hit by Pitch	1 (six times), last vs. North Carolina (3/31/17)
Stolen Bases	1 (two times), last vs. Oakland (3/5/17)

38 • RHETT APLIN

APLIN SEASON & CAREER HIGHS

At-Bats	5 (seven times), last vs. North Carolina (4/2/17)
Runs	4 vs. Samford (2/24/17)
Hits	4 vs. Samford (2/24/17)
RBI	4 vs. Samford (2/24/17)
Walks	2 (five times), last at NC State (4/9/17)
Hit by Pitch	1 (four times), last at Florida Gulf Coast (3/15/17)
Stolen Bases	2 at Florida Gulf Coast (3/15/17)

42 • JIM VOYLES

J. VOYLES SEASON HIGHS

Innings Pitched	3.1 vs. Jacksonville (3/21/17)
Hits Allowed	4 vs. Jacksonville (3/21/17)
Runs Allowed	4 at NC State (4/7/17)
Earned Runs Allowed	2 (two times), last at NC State (4/7/17)
Walks Allowed	3 at NC State (4/7/17)
Strikeouts	5 vs. Oakland (3/5/17)

J. VOYLES CAREER HIGHS

Innings Pitched	5.0 vs. UCF (3/22/16)
Hits Allowed	6 vs. Florida Gulf Coast (4/8/15)
Runs Allowed	7 vs. Clemson - ACC Tournament (5/29/16)
Earned Runs Allowed	7 vs. Clemson - ACC Tournament (5/29/16)
Walks Allowed	3 (four times), last at NC State (4/7/17)
Strikeouts	6 at Pittsburgh (3/19/16)

SEASON & CAREER HIGHS

43 • DREW PARRISH

PARRISH SEASON & CAREER HIGHS

Innings Pitched	9.0 at Notre Dame (3/25/17)
Hits Allowed	8 (two times), last at NC State (4/9/17)
Runs Allowed	7 (two times), last at NC State (4/9/17)
Earned Runs Allowed	7 (two times), last at NC State (4/9/17)
Walks Allowed	2 (three times), last at Virginia Tech (3/19/17)
Strikeouts	7 (two times), last at Notre Dame (3/25/17)

46 • DREW CARLTON

CARLTON SEASON HIGHS

Innings Pitched	5.2 vs. VCU (2/17/17)
Hits Allowed	9 vs. VCU (2/17/17)
Runs Allowed	5 vs. North Carolina (4/1/17)
Earned Runs Allowed	2 (two times), last at Virginia Tech (3/18/17)
Walks Allowed	2 (two times), last vs. North Carolina (4/1/17)
Strikeouts	7 at Notre Dame (3/24/17)

CARLTON CAREER HIGHS

Innings Pitched	9.0 at Florida - NCAA Tournament (6/11/16)
Hits Allowed	11 at Wake Forest (4/16/16)
Runs Allowed	8 at Wake Forest (4/16/16)
Earned Runs Allowed	7 (three times), last at Wake Forest (4/16/16)
Walks Allowed	4 at Clemson (5/1/16)
Strikeouts	9 (three times), last vs. Bowling Green State (5/7/16)

53 • BRYAN BUSSEY

BUSSEY SEASON HIGHS

At-Bats	2 vs. Samford (2/24/17)
Runs	1 (two times), last at NC State (4/7/17)
Hits	1 at NC State (4/7/17)
RBI	1 vs. Oakland (3/5/17)
Walks	1 vs. Boston College (3/11/17)
Hit by Pitch	1 vs. Oakland (3/5/17)
Stolen Bases	-

BUSSEY CAREER HIGHS

At-Bats	3 (two times), last vs. Villanova (3/2/16)
Runs	1 (four times), last at NC State (4/7/17)
Hits	1 (five times), last at NC State (4/7/17)
RBI	2 vs. Villanova (3/2/16)
Walks	1 (two times), last vs. Boston College (3/11/17)
Hit by Pitch	1 (three times), last vs. Oakland (3/5/17)
Stolen Bases	-

FSU SEASON STATS



2017 Florida State Baseball
Overall Statistics for Florida State (as of Apr 09, 2017)
(All games Sorted by Batting avg)

Record: 21-13 Home: 13-6 Away: 8-6 Neutral: 0-1 ACC: 7-8

Player	avg	gp-gs	ab	r	h	2b	3b	hr	rbi	tb	slg%	bb	hp	so	gdp	ob%	sf	sh	sb-att	po	a	e	fld%
38 APLIN,Rhett	.318	34-29	110	27	35	6	1	6	23	61	.555	17	4	19	2	.421	2	2	2-3	34	3	0	1.000
29 NIEPORTE,Quincy	.300	33-33	120	23	36	7	0	6	41	61	.508	15	5	18	0	.389	4	1	0-0	150	9	3	.981
8 FLOWERS,JC	.284	34-34	109	23	31	3	2	2	20	44	.404	20	6	29	3	.419	1	4	5-5	65	1	1	.985
28 BUSBY,Dylan	.270	30-29	115	22	31	9	1	4	24	54	.470	6	6	31	3	.336	1	3	6-7	95	37	6	.957
3 DERR,Nick	.250	32-27	88	26	22	2	1	1	13	29	.330	26	7	27	1	.447	2	0	5-5	18	17	5	.875
10 WALLS,Taylor	.224	33-33	116	36	26	4	2	3	23	43	.371	37	1	21	3	.413	1	0	5-6	49	86	5	.964
35 RALEIGH,Cal	.223	34-34	130	26	29	9	1	4	20	52	.400	20	2	19	3	.331	2	0	1-1	288	37	6	.982
1 DAUGHTRY,Tyler	.205	31-23	83	17	17	6	0	1	13	26	.313	27	2	23	2	.404	2	0	3-4	19	30	4	.925
24 HENDERSON,Matt	.203	33-29	74	17	15	1	0	0	8	16	.216	24	3	20	1	.408	2	5	3-3	47	54	5	.953

30 ZIRZOW,Will	1.000	1-0	1	0	1	0	0	0	0	1	1.000	0	0	0	0	1.000	0	0	0-0	4	5	1	.900
23 MEJIA,Ryan	.400	7-0	5	0	2	0	0	0	3	2	.400	1	0	0	0	.500	0	0	0-0	2	0	0	1.000
2 LUECK,Jackson	.333	23-21	84	18	28	6	0	2	25	40	.476	8	4	17	3	.404	3	0	2-3	27	0	0	1.000
22 MENDOZA,Drew	.286	8-8	28	4	8	2	0	1	7	13	.464	3	1	9	3	.364	1	0	2-2	40	5	4	.918
15 TRULUCK,Hank	.250	22-3	16	3	4	1	0	1	1	8	.500	2	3	9	1	.429	0	1	0-1	5	4	0	1.000
20 CAVANAUGH,Kyle	.214	12-2	14	2	3	0	0	0	0	3	.214	2	1	6	0	.353	0	0	0-0	14	2	0	1.000
7 WELLS,Steven	.143	9-1	7	2	1	0	0	0	0	1	.143	2	1	2	0	.400	0	0	0-0	5	3	0	1.000
53 BUSSEY,Bryan	.111	15-0	9	2	1	1	0	0	1	2	.222	1	1	0	0	.250	1	0	0-0	26	3	0	1.000
13 PETREY,Donovan	.077	16-0	13	1	1	0	0	0	2	1	.077	4	1	3	0	.333	0	0	0-0	5	0	0	1.000
17 KWIATKOWSKI,Clayton	.000	1-0	1	0	0	0	0	0	0	0	.000	0	0	0	0	.000	0	0	0-0	0	2	0	1.000
46 CARLTON,Drew	.000	1-0	1	0	0	0	0	0	0	0	.000	0	0	0	0	.000	0	0	0-0	3	3	0	1.000
Totals	.259	34	1124	249	291	57	8	31	224	457	.407	215	48	253	25	.393	22	16	34-40	906	336	42	.967
Opponents	.240	34	1130	154	271	62	4	19	138	398	.352	100	36	326	20	.319	9	22	13-25	887	295	51	.959

LOB - Team (289), Opp (237). DPs turned - Team (21), Opp (29).

(All games Sorted by Earned run avg)

Player	era	w-l	app	gs	cg	sho	sv	ip	h	r	er	bb	so	2b	3b	hr	b/avg	wp	hp	bksfa	sha	
14 HOLTON,Tyler	2.47	4-1	8	8	0	0/1	0	47.1	26	15	13	12	64	4	0	3	.157	3	6	0	0	5
26 SANDS,Cole	3.53	5-2	8	8	0	0/0	0	43.1	44	23	17	14	35	11	0	3	.270	2	3	0	0	1
19 KARP,Andrew	4.84	0-2	8	7	0	0/0	0	35.1	30	19	19	7	40	4	0	4	.233	0	3	0	0	3
43 PARRISH,Drew	5.08	3-2	9	7	1	0/1	0	39.0	42	27	22	10	38	9	0	2	.271	2	2	0	1	1

17 KWIATKOWSKI,Clayton	0.82	0-0	8	0	0	0/0	0	11.0	6	1	1	2	13	2	1	0	.167	1	2	0	1	0
46 CARLTON,Drew	1.37	2-2	14	1	0	0/2	2	26.1	23	9	4	5	26	4	1	0	.235	2	3	0	3	0
7 WELLS,Steven	2.70	0-0	6	0	0	0/0	0	3.1	8	3	1	1	3	2	0	0	.471	1	1	0	1	1
30 ZIRZOW,Will	2.77	1-1	13	1	0	0/1	0	26.0	19	12	8	9	34	6	0	1	.200	6	6	0	0	4
33 HANEY,Chase	2.95	1-1	18	0	0	0/1	0	18.1	13	6	6	6	14	2	0	1	.206	0	4	1	2	1
42 VOYLES,Jim	3.52	2-0	15	0	0	0/2	0	23.0	25	13	9	14	25	8	1	2	.272	5	0	0	1	0
32 STEWART,Grant	4.91	1-0	7	0	0	0/0	0	7.1	7	4	4	5	11	3	0	0	.280	2	2	0	0	2
12 REITZ,Brandon	6.00	0-0	3	0	0	0/0	0	3.0	3	2	2	2	3	0	0	1	.250	2	0	0	0	0
31 BYRD,Alec	8.03	1-1	15	0	0	0/1	0	12.1	12	11	11	12	16	2	0	2	.245	0	3	0	0	1
18 VOYLES,Ed	8.53	1-1	6	2	0	0/2	0	6.1	13	9	6	1	4	5	1	0	.433	0	1	0	0	3
Totals	3.67	21-13	34	34	1	3/3	2	302.0	271	154	123	100	326	62	4	19	.240	26	36	1	9	22
Opponents	6.70	13-21	34	34	1	3/3	10	295.2	291	249	220	215	253	57	8	31	.259	22	48	3	22	16

PB - Team (5), RALEIGH,C 4, BUSSEY,B 1, Opp (16). Pickoffs - Team (6), RALEIGH,C 5, HOLTON,T 1, Opp (4).

FSU SEASON STATS

2017 Florida State Baseball
 Conference statistics for Florida State (as of Apr 09, 2017)
 (ACC games only Sorted by Batting avg)



Record: 7-8 Home: 2-4 Away: 5-4 ACC: 7-8

Player	avg	gp-gs	ab	r	h	2b	3b	hr	rbi	tb	slg%	bb	hp	so	gdp	ob%	sf	sh	sb-att	po	a	e	fld%
29 NIEPORTE,Quincy	.321	14-14	56	7	18	5	0	2	18	29	.518	5	0	9	0	.365	2	0	0-0	37	2	1	.975
38 APLIN,Rhett	.315	15-13	54	12	17	1	1	4	11	32	.593	9	0	10	1	.406	1	2	0-1	19	2	0	1.000
28 BUSBY,Dylan	.300	12-12	50	8	15	5	0	3	11	29	.580	1	1	11	2	.321	1	1	0-0	57	8	0	1.000
8 FLOWERS,JC	.296	15-15	54	10	16	2	2	1	9	25	.463	8	3	14	2	.415	0	1	3-3	32	1	0	1.000
35 RALEIGH,Cal	.224	15-15	58	10	13	6	0	1	8	22	.379	9	1	6	2	.333	1	0	0-0	124	16	1	.993
1 DAUGHTRY,Tyler	.216	14-10	37	6	8	2	0	1	5	13	.351	16	1	11	1	.463	0	0	0-1	8	20	2	.933
10 WALLS,Taylor	.196	14-14	51	14	10	0	1	2	9	18	.353	14	1	10	2	.379	0	0	1-2	20	44	2	.970
3 DERR,Nick	.171	15-14	41	14	7	1	1	0	6	10	.244	13	4	14	1	.407	1	0	2-2	12	9	3	.875
24 HENDERSON,Matt	.143	15-13	28	7	4	0	0	0	4	4	.143	14	1	6	0	.432	1	4	1-1	25	24	5	.907

23 MEJIA,Ryan	.500	2-0	2	0	1	0	0	0	2	1	.500	0	0	0	0	.500	0	0	0-0	1	0	0	1.000
2 LUECK,Jackson	.296	7-6	27	7	8	1	0	2	6	15	.556	2	1	7	1	.355	1	0	0-0	16	0	0	1.000
22 MENDOZA,Drew	.273	6-6	22	3	6	2	0	1	7	11	.500	3	1	8	2	.370	1	0	1-1	28	5	4	.892
53 BUSSEY,Bryan	.200	7-0	5	2	1	1	0	0	0	2	.400	1	0	0	0	.333	0	0	0-0	12	0	0	1.000
7 WELLS,Steven	.167	7-1	6	2	1	0	0	0	0	1	.167	1	1	1	0	.375	0	0	0-0	2	0	0	1.000
15 TRULUCK,Hank	.143	9-2	7	1	1	1	0	0	0	2	.286	1	2	5	0	.400	0	1	0-1	3	2	0	1.000
13 PETREY,Donovan	.143	9-0	7	0	1	0	0	0	1	1	.143	3	0	1	0	.400	0	0	0-0	4	0	0	1.000
20 CAVANAUGH,Kyle	.000	5-0	4	1	0	0	0	0	0	0	.000	1	1	2	0	.333	0	0	0-0	7	0	0	1.000
17 KWIATKOWSKI,Clayton	.000	1-0	1	0	0	0	0	0	0	0	.000	0	0	0	0	.000	0	0	0-0	0	2	0	1.000
46 CARLTON,Drew	.000	1-0	1	0	0	0	0	0	0	0	.000	0	0	0	0	.000	0	0	0-0	0	2	0	1.000
Totals	.249	15	511	104	127	27	5	17	97	215	.421	101	18	115	14	.385	9	9	8-12	411	150	20	.966
Opponents	.258	15	528	83	136	33	2	13	76	212	.402	52	17	139	9	.341	5	7	7-15	417	144	13	.977

LOB - Team (127), Opp (115). DPs turned - Team (9), Opp (16).

(ACC games only Sorted by Earned run avg)

Player	era	w-l	app	gs	cg	sho	sv	ip	h	r	er	bb	so	2b	3b	hr	b/avg	wp	hp	bk	sfa	sha	
26 SANDS,Cole	3.64	3-2	5	5	0	0/0	0	29.2	30	12	12	8	25	6	0	2	.275	1	2	0	0	0	
14 HOLTON,Tyler	3.81	1-1	5	5	0	0/0	0	28.1	19	13	12	8	32	3	0	3	.183	1	3	0	0	4	
43 PARRISH,Drew	5.20	2-2	5	5	1	0/1	0	27.2	32	20	16	7	26	7	0	2	.286	2	1	0	0	1	

7 WELLS,Steven	0.00	0-0	3	0	0	0/0	0	1.1	4	2	0	1	2	2	0	0	.444	0	0	0	0	0	
12 REITZ,Brandon	0.00	0-0	1	0	0	0/0	0	1.0	0	0	0	0	1	0	0	0	.000	0	0	0	0	0	
18 VOYLES,Ed	0.00	0-0	1	0	0	0/1	0	1.0	0	0	0	0	1	0	0	0	.000	0	0	0	0	0	
17 KWIATKOWSKI,Clayton	1.23	0-0	5	0	0	0/0	0	7.1	3	1	1	2	9	2	1	0	.130	1	2	0	1	0	
46 CARLTON,Drew	1.69	0-1	5	0	0	0/1	0	10.2	11	7	2	4	12	2	1	0	.262	2	2	0	2	0	
33 HANEY,Chase	3.00	0-1	7	0	0	0/1	0	9.0	7	3	3	3	8	1	0	1	.219	0	2	0	1	0	
42 VOYLES,Jim	5.19	1-0	6	0	0	0/0	0	8.2	8	7	5	8	9	4	0	2	.242	3	0	0	1	0	
30 ZIRZOW,Will	9.00	0-1	4	0	0	0/0	0	5.0	11	8	5	3	7	3	0	1	.393	4	2	0	0	1	
32 STEWART,Grant	9.00	0-0	3	0	0	0/0	0	3.0	4	3	3	2	3	2	0	0	.400	0	1	0	0	1	
31 BYRD,Alec	14.54	0-0	6	0	0	0/1	0	4.1	7	7	7	6	4	1	0	2	.350	0	2	0	0	0	
Totals	4.34	7-8	15	15	1	1/1	0	137.0	136	83	66	52	139	33	2	13	.258	14	17	0	5	7	
Opponents	6.41	8-7	15	15	0	1/1	5	139.0	127	104	99	101	115	27	5	17	.249	9	18	0	9	9	

PB - Team (2), BUSSEY,B 1, RALEIGH,C 1, Opp (6). Pickoffs - Team (2), RALEIGH,C 2, Opp (3).