



TWO THOUSAND SEVENTEEN FLORIDA STATE BASEBALL

21 COLLEGE WORLD SERIES APPEARANCES • 22 FIRST ROUND DRAFT PICKS • 43 1ST TEAM ALL-AMERICANS

2017 SCHEDULE

FLORIDA STATE (26-16, 10-10 ACC)

Date	Ranking (FSU/Opp)	Opponent	Result/Time
2/17	3/-	VCU	L, 0-3
2/18	3/-	VCU	W, 12-3
2/19	3/-	VCU	W, 11-3
2/21	3/-	USF	L, 4-2
2/24	3/-	Samford	W, 16-3
2/25	3/-	Samford	W, 8-0
2/26	3/-	Samford	W, 13-4
2/28	3/-	at Jacksonville	W, 6-5
3/3	3/-	Oakland	W, 18-10
3/4	3/-	Oakland	W, 12-1
3/5	3/-	Oakland	W, 14-6
3/7	3/-	at UCF	W, 5-2
3/8	3/-	at UCF	W, 5-0
3/10	3/-	Boston College*	L, 5-8
3/11	3/-	Boston College*	W, 11-1
3/11	3/-	Boston College*	W, 13-0
3/14	1/5	at Florida	L, 0-1
3/15	1/22	at FGCU	L, 2-5
3/17	1/-	at Virginia Tech*	W, 9-2
3/18	1/-	at Virginia Tech*	L, 12-13
3/19	1/-	at Virginia Tech*	L, 0-17
3/21	13/-	Jacksonville	W, 10-9
3/24	13/-	at Notre Dame*	W, 8-2
3/24	13/-	at Notre Dame*	W, 8-3 (13)
3/25	13/-	at Notre Dame*	W, 5-1
3/28	12/9	vs. Florida (Jax)	L, 1-4
3/31	12/8	North Carolina*	L, 1-3
4/1	12/8	North Carolina*	L, 2-5 (11)
4/2	12/8	North Carolina*	L, 7-9
4/4	22/20	FGCU	W, 7-6
4/5	22/20	FGCU	W, 3-2 (5)
4/7	22/-	at NC State*	W, 16-7
4/8	22/-	at NC State*	L, 3-4
4/9	22/-	at NC State*	L, 4-8
4/11	-/12	Florida	L, 7-10
4/15	-/4	Clemson*	L, 10-12
4/16	-/4	Clemson*	W, 7-3
4/17	-/3	Clemson*	W, 7-6
4/19	-/-	Stetson	W, 7-3
4/21	-/-	at Miami*	W, 6-2
4/22	-/-	at Miami*	L, 5-4 (10)
4/25	-/-	at Stetson	W, 11-5
4/28	-/14	Virginia*	6:00 PM
4/29	-/14	Virginia*	1:00 PM
4/30	-/14	Virginia*	1:00 PM
5/5		Pacific	6:00 PM
5/6		Pacific	2:00 PM
5/6		Pacific	6:00 PM
5/7		Pacific	12:00 PM
5/9		Jacksonville	6:00 PM
5/12		Wake Forest*	6:00 PM
5/13		Wake Forest*	6:00 PM
5/14		Wake Forest*	1:00 PM
5/18		at Louisville*	6:00 PM
5/19		at Louisville*	6:00 PM
5/20		at Louisville*	7:30 PM
5/23-28		ACC Tournament - Louisville, Ky.	
6/2-4		NCAA Regionals	
6/9-11		NCAA Super Regionals	
6/18-29		NCAA College World Series	

*ACC Game; Home Game

Rankings listed are from D1Baseball.com

FLORIDA STATE SEMINOLES



Head Coach

Mike Martin (Florida State '66)
Career: 1924-687-4 (.737) | 38th Season
At FSU: Same

BY THE NUMBERS

OVERALL	26-16	PROBABLE
CURRENT	W1	STARTERS
ACC	10-10	
CURRENT	L1	FRI Cole Sands
HOME	16-8	(5-2, 4.56 ERA)
AWAY	10-7	SAT Tyler Holton
NEUTRAL	0-1	(5-1, 2.92 ERA)
LAST 5	4-1	SUN Andrew Karp
LAST 10	5-5	(0-2, 5.35 ERA)

ACC Network Extra

106.1 FM/FSU Gameday App

VS

26-16
10-10 ACC

33-10
12-9 ACC

#14 VIRGINIA CAVALIERS



Head Coach

Brian O'Connor (Creighton '93)
Career: 629-233-2 (.729) | 14th Season
At Virginia: Same

BY THE NUMBERS

OVERALL	33-10	PROBABLE
CURRENT	W1	STARTERS
ACC	12-9	
CURRENT	W1	FRI Daniel Lynch
HOME	24-5	(6-2, 4.85 ERA)
AWAY	7-5	SAT Noah Murdock
NEUTRAL	2-0	(2-1, 3.00 ERA)
LAST 5	4-1	SUN Adam Haseley
LAST 10	8-2	(6-1, 3.28 ERA)

April 28-30, 2017

TEAM COMPARISON

.264	BATTING AVG.	.326
.391	ON-BASE PCT.	.408
.420	SLUGGING PCT.	.486
43	HOME RUNS	47
40-47	STOLEN BASES	72-84
3.94	ERA	3.88
2.97	K-BB RATIO	2.29
.966	FIELDING PCT.	.973

ALL-TIME RESULTS

FSU leads, 53-27	In Tally: FSU, 27-7
At Virginia: FSU, 18-12	Neutral: Tied, 8-8
Last (2015): UVA 8-4, FSU 12-10, FSU 13-1	

STARTING 9: WHAT TO KNOW

- Busby National POTW:** Dylan Busby was named the NCBWA National Hitter of the Week after going 8-for-18 with three HR, two doubles and 10 RBI. Busby hit two home runs against Stetson (4/18) and had three RBI in five straight games, the first player in FSU history to do so.
- Busby 2:** Busby was also named the ACC Player of the Week for the first time in his career. Since missing the Florida game (4/11), Busby is hitting .452 (14-for-31) with 4 doubles, 4 home runs, 17 RBI and just five strikeouts. His average has jumped 38 points to .308 in those seven games.
- Last time out:** FSU beat Stetson for a 13th-straight time Tuesday, tying the longest mark in series history. FSU's 11-5 win in DeLand included 11 hits, 9 walks, 6 sacrifice hits and 7 of 9 starters had at least one hit. The two who did not get a hit, **Cal Raleigh** and **Matt Henderson**, each drew three walks. **Drew Parrish** earned the win.
- Last weekend:** FSU and Miami split a pair of games before Sunday's finale was rained out. FSU won, 6-2, on Friday night behind **Dylan Busby's** eighth home run of the year. On Saturday, **Quincy Nieporte** and **Jackson Lueck** homered, but Miami won on a walk-off error in the 10th. It was FSU's first walk-off loss since 2013.
- Holton among nation's best:** Tyler Holton is the fourth FSU pitcher to earn three ACC Pitcher of the Week honors in one season after throwing seven innings of no-hit ball against No. 7 North Carolina. He is one of 40 players on the Midseason Watch List for the Golden Spikes Award, given to the nation's top player.
- Stopper of the Year:** Reliever **Drew Carlton** was named one of 40 players on the midseason Stopper of the Year list, the NCBWA announced. Carlton has a 1.32 ERA in 27.1 relief innings, with 27 strikeouts and just 7 walks. The junior also has all three of FSU's saves on the season.
- Martin's 3,000th game:** Friday's game against the Cavaliers will be head coach **Mike Martin's** 3,000th as a member of Florida State (Player - 96 - 1965-66; Asst. Coach - 288 - 1975-79; Head Coach - 2,615 - 1980-Present). Martin is the NCAA active leader in wins (1,924) & pct. (.737) and just 52 wins from the all-time mark (Augie Garrido, 1,975).
- Noles in the Pros:** With the MLB season opening earlier this month, **Buster Posey** (Giants), **Stephen Drew** (Nationals), **Stephen Cardullo** (Rockies), **Robby Scott** (Red Sox), **Devon Travis** (Blue Jays) and **Kevin Cash** (manager of the Rays) opened the year in the pros. **Sean Gilmartin** (Mets) has also spent time in the Majors this year.
- J.D. Drew jersey retired:** Florida State baseball retired the No. 39 jersey of **J.D. Drew** (1995-97) on April 15. Drew, a two-time All-American and the only member of the 30 HR/30 SB club in college (1997), is just the second FSU player to have his jersey/number retired (No. 34 **Dick Howser**).

ROSTER

No.	Name	B-T	Pos.	Ht.	Wt	Cl	Hometown / Previous School
1	Tyler Daughtry	L/R	INF	5-10	180	Fr.	Warner Robins, Ga. / Veterans
2	Jackson Lueck	S/R	OF	6-1	190	So.	Orlando, Fla. / Orangewood Christian
3	Nick Derr	R/R	INF	6-0	190	Fr.	Lakewood Ranch, Fla. / Sarasota
5	Justin Sorokowski	R/R	RHP/INF	6-2	205	Fr.	Mechanicsville, Va. / Lee Davis
6	Cobi Johnson	R/R	RHP	6-4	210	Jr.	Holiday, Fla. / J.W. Mitchell
7	Steven Wells, Jr.	R/R	RHP/OF	6-2	175	Jr.	Key West, Fla. / Key West
8	J.C. Flowers	R/R	RHP/OF	6-2	185	Fr.	Orange Park, Fla. / Trinity Christian Academy
10	Taylor Walls	S/R	INF	5-10	180	Jr.	Cordele, Ga. / Crisp County
12	Brandon Reitz	R/R	RHP	6-1	175	Fr.	Ocala, Fla. / Trinity Catholic
13	Donovan Petrey	L/L	OF	5-10	195	So.	Arcadia, Fla. / Port Charlotte
14	Tyler Holton	L/L	LHP/OF	6-2	200	So.	Tallahassee, Fla. / Lincoln
15	Hank Truluck	R/R	INF/OF	6-1	190	Sr.	Ocala, Fla. / Forest
16	Jared Herron	R/R	C	6-1	210	Fr.	Orlando, Fla. / Trinity Prep
17	Clayton Kwiatkowski	L/L	LHP	6-2	215	Fr.	Tampa, Fla. / Jesuit
18	Ed Voyles	R/R	RHP	6-7	205	RJr.	Atlanta, Ga. / Holy Innocents Episcopal
19	Andrew Karp	R/R	RHP	6-3	210	RSo.	Winter Garden, Fla. / West Orange
20	Kyle Cavanaugh	R/R	1B	6-5	230	RJr.	Winter Park, Fla. / Trinity Prep / Tallahassee CC
21	Alex Carpenter	R/R	RHP	6-1	195	RFr.	Satellite Beach, Fla./Melbourne Central Cath./Eastern Fla.
22	Drew Mendoza	L/R	INF	6-4	210	Fr.	Minneola, Fla. / Lake Minneola
23	Ryan Mejia	R/R	OF	6-1	190	Fr.	Tampa, Fla. / Alonso
24	Matt Henderson	S/R	INF	5-9	165	Sr.	Chico, Calif. / Pleasant Valley / Santa Barbara CC
25	Ronnie Ramirez	R/R	RHP	5-9	180	So.	Tampa, Fla. / Jesuit
26	Cole Sands	R/R	RHP	6-3	210	So.	Tallahassee, Fla. / North Florida Christian
28	Dylan Busby	R/R	INF	6-3	190	Jr.	Sarasota, Fla. / Sarasota
29	Quincy Nieporte	R/R	1B	6-1	223	Sr.	Atlanta, Ga. / St. Pius X Catholic / Tallahassee CC
30	Will Zirzow	R/R	RHP	6-5	220	RJr.	Fleming Island, Fla. / The Bolles School
31	Alec Byrd	L/L	LHP	6-3	175	Sr.	Miami Shores, Fla. / St. Thomas Aquinas
32	Grant Stewart	L/L	LHP	5-10	170	Fr.	Paxton, Fla. / Paxton
33	Chase Haney	R/R	RHP	6-6	225	So.	Winter Garden, Fla. / Windermere Prep
35	Cal Raleigh	S/R	C	6-3	205	So.	Cullowhee, N.C. / Smoky Mountain
36	Dillon Brown	R/R	RHP	6-0	170	RFr.	Lynn Haven, Fla. / Mosley
38	Rhett Aplin	L/L	LHP	6-2	220	Jr.	Fleming Island, Fla. / Fleming Island / Seminole State
42	Jim Voyles	R/R	RHP	6-7	205	Sr.	Atlanta, Ga. / Holy Innocents Episcopal
43	Drew Parrish	L/L	LHP/OF	5-11	180	Fr.	Rockledge, Fla. / Rockledge
46	Drew Carlton	R/R	RHP	6-1	207	Jr.	Lakeland, Fla. / George Jenkins
53	Bryan Bussey	R/R	C	6-2	220	Sr.	Weaverville, N.C. / North Buncombe / Walters State CC

COACHING STAFF

- 11 Head Coach: Mike Martin - 38th Season/Florida State (1966)
- 44 Associate Head Coach: Mike Bell - 6th Season/Florida State (1996)
- 4 Assistant Coach: Mike Martin, Jr. - 20th Season/Florida State (1995)
- 41 Volunteer Assistant Coach: Clyde Keller - 2nd Season/Florida State (1990)

PRONUNCIATION GUIDE

Jackson LUECK	Luke
Justin SOROKOWSKI	Sore-o-cow-ski
Brandon REITZ	Rights
Donovan PETREY	Pee-tree
Jared HERRON	Hair-in
Clayton KWIATKOWSKI	Quit-cow-ski
Ryan MEJIA	Muh-he-uh
Quincy NIEPORTE	Knee-port-e
Will ZIRZOW	Zeer-zow
Chase HANEY	Hay-knee
Rhett APLIN	App-lin
Bryan BUSSEY	Bus-E

2017 INFORMATION

Average (3.00 plate app/game)

Rhett Aplin	.315
Dylan Busby	.308
Quincy Nieporte	.288
Jackson Lueck	.284

Hits

Dylan Busby	45
Quincy Nieporte	44
Rhett Aplin	41
Taylor Walls	39

RBI

Quincy Nieporte	49
Dylan Busby	41
Taylor Walls	30
Jackson Lueck	28

Walks

Taylor Walls	39
Matt Henderson	29
Tyler Daughtry	29
Nick Derr, J.C. Flowers, Cal Raleigh	27

2017 QUICK FACTS

Location	Tallahassee, FL
Nickname	Seminoles
Colors	Garnet & Gold
Enrollment	41,773
President	John Thrasher
Athletics Director	Stan Wilcox
Conference	Atlantic Coast
Home Field	Dick Howser Stadium
Capacity	6,700
Surface	Natural Grass
Dimensions	LF-340, CF-400, RF-320
Alleys	365-LC; 360-RC
Ht of Wall - 10'; Ht of RF Screen - 30'	
Letterwinners R/L	22/11
Position Starters R/L	10/4
Pitcher R/L	12/7
All-Time Record (Yrs)	2824-1058-10 (70)
All-Time ACC Record (Yrs)	469-207-0 (26)
All-Time NCAA Record (Yrs)	184-121-0 (54)
Years in NCAA Regional (Last)	54 (2016)
All-Time CWS Record (Yrs)	28-42-0 (21)
Last CWS Appearance	2012

MEDIA INFORMATION

Baseball SID	Steven McCartney
Phone Number	850.644.3920
Fax Number	850.644.3820
Cell Phone	850.322.6711
Press Box Number	850.644.1553
Email Address	smccartney@fsu.edu
Athletic Website	seminoles.com

INTERVIEW POLICY

All player and coach interviews must be arranged through the FSU Sports Information Office. On game days, coach Martin and requested players will be available to the media after the game and following a 10-minute cooling off period. Interviews will take place in the Tradition Room at Dick Howser Stadium.



HEAD COACH MIKE MARTIN

38th season as Head Coach | 43rd season coaching at FSU | 45th season at Florida State

- » **Born:** February 12, 1944, in Charlotte, N.C.
- » **High School:** Garinger HS, Charlotte, N.C.
- » **Playing Experience:**
Wingate Junior College - 1963-64
Florida State - 1965-66
- » **Family:**
Wife - Carol; **Children** - Mary Beth, Mike Jr., Melanie
Grandchildren - Hannah Elizabeth, Tyler, Thomas Joseph (T.J.), Lexi

THE WINNINGEST ACTIVE COACH IN COLLEGE BASEBALL, MARTIN...

- » was inducted into the American Baseball Coaches Association Hall of Fame January 5, 2007
- » was inducted into the Florida Sports Hall of Fame in 2005
- » has 24 50-win seasons (no other coach at FSU has one)
- » owns the highest career winning percentage among active DI collegiate coaches (.737)
- » owns the second-most wins all-time in NCAA Division I baseball history and most among active coaches (1,924)
- » has led Florida State to 37 consecutive NCAA Regional appearances
- » has taken the Noles on 15 trips to the College World Series
- » has overseen 17 conference championships (11 Metro Conference, 6 Atlantic Coast Conference - 95, 97, 02, 04, 10, 15)
- » coached eight consecutive ACC Atlantic Division Championships (2007-2014) including setting the school record for the most conference wins in a season with a 24-6 mark in 2008 & 2012
- » produced 19 first round draft picks with 17 coming since 1990. Overall, Martin has coached 49 of FSU's 69 players that have reached the Major Leagues
- » coached 89 All-Americans, 125 All-ACC selections and a record four Golden Spikes winners
- » is a seven-time ACC Coach of the Year - 1996, 1998, 1999, 2001, 2007, 2009, 2012
- » is a six-time Metro Conference Coach of the Year
- » garnered Baseball America College Coach of the Year honors for the first time in his career in 2012
- » has led FSU to a top 15 final national ranking 32 times in 37 years as FSU head coach
- » was named to FSU's list of 100 distinguished graduates in celebration of the FSU Alumni Association centennial

WINNINGEST ACTIVE COACHES...(through games on April 27, 2017)

(Minimum five years as a Division I head coach; includes record at four-year colleges only.)

		by PERCENTAGE				
COACH, TEAM	YRS.	WON	LOST	TIED	PCT.	
1. Mike Martin, Florida St.	38	1,924	687	4	.737	
2. Mike Fox, North Carolina	34	1,369	496	5	.733	
3. Brian O'Connor, Virginia	14	629	233	2	.729	
4. Dan McDonnell, Louisville	11	491	197	0	.714	
5. Wayne Graham, Rice	26	1,130	491	0	.697	
6. Jim Morris, Miami (FL)	36	1,555	684	4	.694	
7. Jim Schlossnagle, TCU	16	672	310	0	.684	
8. Kevin O'Sullivan, Florida	10	423	202	0	.677	
9. Gary Gilmore, Coastal Carolina	28	1,125	555	3	.669	

		by VICTORIES			
COACH, TEAM	YRS.	WON	LOST	TIED	
1. Mike Martin, Florida St.	38	1,924	687	4	
2. Mark Marquess, Stanford	41	1,809	874	7	
3. Jim Morris, Miami (FL)	36	1,555	684	4	
4. Mike Fox, North Carolina	34	1,369	496	5	
5. Paul Mainieri, LSU	35	1,353	689	7	
6. John Anderson, Minnesota	36	1,232	836	3	
7. Keith Guttin, Missouri St.	35	1,204	752	0	
8. Danny Hall, Georgia Tech	30	1,189	614	1	
9. Wayne Graham, Rice	26	1,130	491	0	

MARTIN AT FSU

PLAYER

Year	W-L-T	Pct.	Postseason
1965	32-11-1	.739	College World Series
1966	39-13	.750	NCAA Regionals
Total	71-24-1	.745	

ASST. COACH

Year	W-L-T	Pct.	Postseason
1975	49-10	.831	College World Series
1976	40-16	.714	NCAA Regionals
1977	37-13	.740	-
1978	44-18	.710	NCAA Regionals
1979	43-17-1	.713	NCAA Regionals
Total	213-74-1	.741	

HEAD COACH

Year	W-L-T	Pct.	Postseason
1980	51-12	.809	College World Series
1981	56-23	.709	NCAA Regionals
1982	56-17-1	.764	NCAA Regionals
1983	55-18-1	.750	NCAA Regionals
1984	55-29	.655	NCAA Regionals
1985	59-23	.720	NCAA Regionals
1986	61-13	.824	College World Series
1987	55-18	.753	College World Series
1988	50-18-1	.732	NCAA Regionals
1989	54-18	.750	College World Series
1990	57-15	.792	NCAA Regionals
1991	57-14	.789	College World Series
1992	49-21	.700	College World Series
1993	46-19	.708	NCAA Regionals
1994	53-22	.706	College World Series
1995	53-16	.768	College World Series
1996	52-17	.754	College World Series
1997	50-17	.746	NCAA Regionals
1998	53-20	.726	College World Series
1999	57-14	.800	College World Series
2000	53-19	.736	College World Series
2001	47-19	.712	NCAA Super Regionals
2002	60-14	.811	NCAA Super Regionals
2003	54-13-1	.801	NCAA Super Regionals
2004	45-23	.662	NCAA Super Regionals
2005	53-20	.726	NCAA Super Regionals
2006	44-21-0	.676	NCAA Regionals
2007	45-13	.776	NCAA Regionals
2008	54-14	.794	College World Series
2009	45-18	.714	NCAA Super Regionals
2010	48-20	.706	College World Series
2011	46-19	.708	NCAA Super Regionals
2012	50-17	.746	College World Series
2013	47-17	.734	NCAA Super Regionals
2014	43-17	.717	NCAA Regionals
2015	44-21	.677	NCAA Super Regionals
2016	41-22	.651	NCAA Super Regionals
2017	26-16	.619	-
Total	1924-687-4	.737	
FSU Totals	2208-785-6	.737	

MARTIN (CONT.)

11 GETS WIN NO. 1,900

- » Florida State head coach Mike Martin won the 1,900th game of his 38-year career in FSU's 11-3 win over VCU on February 19.
- » For perspective, if a head coach started coaching today and went 56-0 each season (the maximum number of regular season games a team can play under current NCAA rules), it would take almost 34 seasons for a coach to get 1,900 career wins.
- » Martin becomes just the second coach in NCAA history to reach 1,900 career wins and the first to do so at one program. In fact, Martin is just 1 game away from participating in his 3,000th FSU baseball game - 96 as a player (1965-66), 288 as assistant coach (1975-79) and 2,615 as head coach (1980-present).
- » Here is a look at the other milestone wins of Martin's illustrious career:

Win	Score	Date
1	FSU 9, Miami 8	2/24/80
100	FSU 5, Valdosta St. 3	4/27/81
200	FSU 8, Georgia Southern 1	4/20/83
300	FSU 17, Southern Miss 6	3/23/85
400	FSU 8, Samford 7	2/18/87
500	FSU 8, Arizona State 3	2/5/89
600	FSU 4, Cincinnati 1	5/13/90
700	FSU 3, Miami 2	4/26/92
800	FSU 15, Furman 0	4/24/94
900	FSU 4, Jacksonville 1	4/10/96
1000	FSU 4, Jacksonville 3	4/8/98
1100	FSU 17, Duke 0	3/10/00
1200	FSU 4, Appalachian State 2	3/13/02
1300	FSU 4, Oral Roberts 3	2/22/04
1400	FSU 12, Minneosta 4	2/25/06
1500	FSU 17, Georgia Tech 8	3/16/08
1600	FSU 9, Virginia Tech 6	4/4/10
1700	FSU 8, Georgia Tech 4	4/8/12
1800	FSU 4, Wake Forest 3 (13 inn)	4/21/14
1900	FSU 11, VCU 3	2/19/17

MARTIN VS. 2017 OPPONENTS

Opponent	Record	in 2017
VCU	2-1	2-1
USF	48-15	0-1
Samford	21-1	3-0
Jacksonville	86-24	2-0
Oakland	6-0	3-0
UCF	34-6	2-0
Boston College	30-5	2-1
Florida	76-71	0-3
Florida Gulf Coast	9-4	2-1
Virginia Tech	42-14	1-2
Notre Dame	11-7	3-0
North Carolina	53-28	0-3
NC State	66-27	1-2
Clemson	55-53-1	2-1
Stetson	30-4	2-0
Miami	98-102-3	1-1
Virginia	51-27	0-0
Pacific	0-0	0-0
Wake Forest	70-19	0-0
Louisville	20-4	0-0

OPP. NOTES vs. UVA

AGAINST THE CAVALIERS

- » Florida State leads the all-time series between the teams, 53-27. FSU won the first two games in 1972, while the other 78 have come as members of the ACC (since 1992).
- » The last time these teams played, Florida State won two of three in Charlottesville after dropping the opener.
- » Dylan Busby hit two home runs against the Cavaliers (Saturday and Sunday), while Drew Carlton earned a no decision in Saturday's win.
- » It was FSU's first series win in Charlottesville since 2004.
- » Florida State head coach Mike Martin (1st, .737) and Virginia head coach Brian O'Connor (3rd, .729) are among the winningest active coaches in college baseball.
- » Virginia brings one of the top offenses in the country into the game. The Cavaliers rank 6th in batting average (.326), 4th in hits (488), 8th in runs (342).
- » Both teams manufacture runs as well. Florida State leads the country in sacrifice flies with 30, while Virginia is 2nd with 28.

SUPERLATIVES vs. VIRGINIA

Most Runs, FSU	20-2, 1997
Most Runs, Virginia	15-2, 2009
Margin of Vict., FSU	20-2, 1997
Margin of Vict., Virginia	15-2, 2009
High-Scoring Game	FSU 12-11 (23), 2011
Low-Scoring Game	UVA 1-0, 1994
Longest FSU Win Streak	9 (1998-2000)
Longest Virginia Win Streak	6 (2012-2014)
Shutouts by FSU	7, last 7-0 in 2014
Shutouts by Virginia	5, last 2-0 in 2013

VIRGINIA TEAM LEADERS

Category	Player	Value
Average	Adam Haseley	.396
Runs	Adam Haseley	52
Hits	Adam Haseley	65
Home Runs	Adam Haseley	12
RBI	Pavin Smith	54
Walks	Adam Haseley	32
Strikeouts	Jake McCarthy	28
Stolen Bases	Jake McCarthy	25
ERA (starters)	Derek Casey	3.27
Wins	Adam Haseley	6
	Daniel Lynch	6
	Alec Bettinger	6
Saves	Tommy Doyle	11
Innings Pitched	Adam Haseley	60.1
Hits Allowed	Daniel Lynch	56
Runs Allowed	Daniel Lynch	31
Strikeouts	Adam Haseley	51
Walks	Evan Sperling	24

ACC/NCAA

Standings - through games 4/27

Atlantic	ACC	Overall
Louisville	17-4	35-6
Clemson	16-5	34-8
Wake Forest	13-8	30-13
Florida State	10-10	26-16
NC State	8-13	22-20
Notre Dame	8-13	20-22
Boston College	6-15	16-22

Coastal	ACC	Overall
North Carolina	16-5	33-9
Virginia	12-9	33-10
Miami	10-10	20-21
Duke	8-13	22-21
Virginia Tech	8-13	20-23
Pitt	8-13	17-20
Georgia Tech	6-15	20-20

ACC Player of the Week

Tyler Holton	Pitcher	2/27
Tyler Holton	Pitcher	3/6
Tyler Holton	Pitcher	4/3
Dylan Busby	Player	4/24

Team Statistics - through games 4/27

Category	NCAA	ACC	Value
Base on Balls	3	1	253
Batting Average	184	10	.264
Complete Games	-	-	-
Double Plays	219	13	24
Double Plays per game	257	13	.57
Doubles	103	9	72
Doubles per game	139	9	1.71
Earned Run Average	71	6	3.94
Fielding Pct.	174	11	.966
Hit Batters	79	5	43
Hit by Pitch	19	2	57
Hits	121	10	370
Hits Allowed per nine innings	39	5	8.25
Home Runs	33	6	43
Home Runs per game	46	7	1.02
On-Base Pct.	29	4	.391
Runs	18	3	308
Sacrifice Bunts	163	10	20
Sacrifice Flies	1	1	30
Scoring	27	4	7.3
Shutouts	57	4	3
Slugging Pct.	95	9	420
Stolen Bases	121	7	40
Stolen Bases per game	133	7	.95
K-to-BB Ratio	17	2	2.97
Strikeouts per nine innings	18	2	9.4
Triple Plays	-	-	-
Triples	147	6	8
Triples per game	167	7	.19
WHIP	33	4	1.27
WL Pct.	62	6	.619
Walks Allowed per nine innings	39	2	3.17

Individual - Top 50 Nationally

Category	Name	NCAA/ACC	Value
Base on Balls	Taylor Walls	5/2	39
BB per game	Taylor Walls	10/2	.95
	Tyler Daughtry	19/3	.91
Games Started	Tyler Holton	35/6	10
	Cole Sands	35/6	10
Hits All. per 9 IP	Tyler Holton	10/2	5.25
Pitching Apps.	Chase Haney	44/5	22
Runs	Taylor Walls	27/4	45
RBI	Quincy Nieporte	14/5	49
RBI per game	Quincy Nieporte	20/5	1.20
Runs per game	Taylor Walls	29/4	1.10
Sacrifice Flies	Quincy Nieporte	15/2	6
Strikeouts	Tyler Holton	22/3	78
K per 9 IP	Tyler Holton	37/3	11.38
WHIP	Tyler Holton	17/2	.88

GAME NOTES vs. VIRGINIA

BUSBY HEATING UP HOT

- » Since missing the Florida game on April 11, junior third baseman is 14-for-31 with 4 doubles, 4 home runs and 17 RBI.
- » Busby became the first FSU player ever with at least three RBI in five straight games after hitting a three-run homer against Miami (4/21).
- » Over the past seven games, Busby has seen his average rise from .270 to .308, second-best on the team behind junior college transfer Rhett Aplin.
- » Busby now has 31 career home runs, the most among active players in the ACC, one ahead of Kel Johnson (Georgia Tech) and Seth Beer (Clemson).
- » For his efforts, Busby was named the NCBWA National Hitter of the Week [FSU's first since DJ Stewart in 2015] and the ACC Player of the Week. He brings a team-high seven game hitting streak into the Virginia series.

NOLES USING LONG BALL

- » Before scoring 11 runs without a home run on Tuesday at Stetson, Florida State had hit a home run in nine straight games.
- » The nine-game streak is FSU's longest since 2010 (May 27-June 13).

DURABLE FLOWERS, RALEIGH

- » With Rhett Aplin missing FSU's 11-5 win at Stetson (4/25), only Cal Raleigh and J.C. Flowers have played in all 42 games this season.
- » Both players have made every start at catcher (Raleigh) and centerfield (Flowers).

WALLS' LEADOFF HR vs. UF & CU

- » Taylor Walls led off the game against Florida (4/11) with his fourth home run of the season.
- » In doing so, he became the first FSU player to lead off a first inning with a home run since Sherman Johnson in 2012.
- » In 2011, FSU hit five leadoff homeruns - three by current Blue Jays second baseman Devon Travis, and two by current Blue Jays minor leaguer Raffy Lopez.
- » Walls hit another leadoff home run against Clemson (4/16).

APLIN LEADS OUTFIELD IN ASSTs

- » Rhett Aplin has four of Florida State's six outfield assists this season after throwing a runner out at the plate to preserve a tie game vs. No. 3 Clemson (4/17).
- » FSU entered the NC State (4/9) game with three outfield assists on the season. In the 5th inning against the Wolfpack, Aplin and J.C. Flowers each had an assist.

Player	Opponent - Inning	Assist
Aplin	Clemson - 7th	9-2
Flowers	NC State - 5th	8-5-3-2
Aplin	NC State - 5th	7-5
Aplin	FGCU - 8th	9-6
Aplin	Notre Dame - 3rd	9-2
Wells	Samford - 8th	F9-4-6 DP

HOLTON IN ELITE COMPANY

- » Tallahassee native Tyler Holton continues to show why he is one of the top pitchers in college baseball this season, with a 2.92 ERA and 5-1 record in ten starts.
- » Holton is a three-time ACC Pitcher of the Week, joining Paul Wilson (1993 & 1994), Mike Ziegler (2000) and Sean Gilmartin (2011) as the only FSU pitchers to earn the award three times in one season.
- » Against No. 4 Clemson (4/16), Holton threw a career-high 8.0 innings, allowing three runs while striking out nine.
- » Holton was stellar against No. 8 North Carolina (4/1), pitching a no-hitter before being pulled after 109 pitches in the eighth inning. He walked only one batter, his final of the game, and struck out 8.
- » Against Oakland (3/4), Holton struck out a career-high 13 batters in just six innings of work without allowing a walk.
- » Holton also became the first Nole with 13 K since Luke Weaver had 14 against Troy in the 2013 NCAA Regionals. He is the first Seminole with consecutive games of 10+ K's since Sean Gilmartin in 2011.

Date	Pitcher	K's	Opponent
3/14/17	Andrew Karp	11	Florida
3/4/17	Tyler Holton	13	Oakland
2/25/17	Tyler Holton	11	Samford
5/2/15	Mike Compton	11	Coastal Carolina
5/17/15	Boomer Biegalski	12	Coastal Carolina

PARRISH CG SHUTS DOWN IRISH

- » Freshman Drew Parrish allowed just three hits and one unearned run in FSU's 5-1 win over Notre Dame (3/25), throwing the first complete game of his young career.
- » The complete game was the first for FSU this season, and the first since Drew Carlton threw a two-hit shut-out at No. 1 Florida in last season's Super Regionals.
- » Luke Weaver was the last FSU player with more than one complete game in a season, when he accomplished the feat against Wake Forest and Boston College in 2014.
- » Parrish is the first FSU freshman to throw a complete game since Sean Gilmartin had two in 2009.

Date	Opponent	Pitcher	Score
3/25/17	at Notre Dame	Drew Parrish	W, 5-1
6/11/16	at Florida	Drew Carlton	W, 3-0
3/6/15	Boston College	Mike Compton	W, 7-0
4/18/14	at Wake Forest	Luke Weaver	W, 7-1
3/28/14	at Boston College	Luke Weaver	W, 6-0

NOLES SWEEP IRISH

- » When FSU swept Notre Dame on March 24 and 25, it was the first three-game road sweep for Florida State since winning three times at Boston College in 2014.
- » It was FSU's first time winning a game at Frank Eck Stadium after the Noles were swept in 2015. Notre Dame joined the ACC prior to the 2014 season.
- » The sweep was the fifth for the Seminoles since 2010, and only once in that span has FSU swept two opponents on the road in one season:

Year	Opponent	Scores
2017	at Notre Dame	8-2, 8-3 (13), 5-1
2014	at Boston College	6-0, 11-7, 10-1
2012	at Georgia Tech	2-1 (10), 12-7, 8-4
2012	at Duke	5-3, 5-0, 10-2
2010	at Wake Forest	10-1, 5-4, 17-16

WALK-OFF WINS

- » For the first time this season, FSU won on a walk-off hit when freshman J.C. Flowers' two-run single capped FSU's 10-9 comeback win vs. Jacksonville (3/21).
- » The Seminoles trailed 7-0 after the top of the first inning, the second time this year that FSU rallied from a 7-0 deficit (Oakland, 3/3).
- » Against the Dolphins, the FSU bullpen allowed just one earned run in 8.1 innings, striking out 8 without walking a batter.
- » Against FGCU on April 4, Jackson Lueck tallied his third hit of the game, an RBI double that scored Taylor Walls in FSU's 7-6 win.

7-R 1st = WINNING RECORD

- » The Jacksonville game (3/21) was the fifth time in school history that FSU has allowed seven runs in the first inning, and the Noles are amazingly 3-2 in those games.
- » The 7 runs allowed are the most in school history in a first inning, and was done most recently in 2010 against NC State.

Date	Opponent	After 1	Score
3/21/17	Jacksonville	1-7	W, 10-9
5/16/10	NC State	0-7	W, 12-9 (7)
2/8/02	Stanford	0-7	L, 3-9
3/6/84	UNLV	4-7	L, 9-14
4/29/52	Fla. Southern	4-7	W, 22-11

NIEPORTE SETS SLAM RECORD

- » With a grand slam in each of the first two games at Virginia Tech (3/17-18), senior Quincy Nieporte set an FSU record with his fourth grand slam this season.
- » Q also leads the country in grand slams and is the only player in the country with more than two this year.
- » The national record for grand slams in a season is 6, by Kyle Bryan of Alabama in 1984.

- » Nieporte also had six RBI in the game at Virginia Tech (3/18), a new season high and one shy of his career high of 7 at UCF in 2015, when he hit his only grand slam prior to this season.
- » With his fourth grand slam, he passed five other Seminoles that previously had three in a season:

Year	Player	Grand Slams
2017	Quincy Nieporte	4
2012	Seth Miller	3
2008	Buster Posey	3
2006	Dennis Guinn	3
1996	Jeremy Morris	3
1996	J.D. Drew	3

KARP SETS RECORD WITH 11 K's

- » For the third time this season, a Florida State pitcher hit double digit strikeouts.
- » Against Florida (3/14), sophomore Andrew Karp struck out 11 Gator batters, topping his career-high of nine from his first start this season (USF, 2/21).
- » He joins Tyler Holton (13 vs. Oakland, 11 vs. Samford) with 10+ strikeouts in a game this season.
- » Before this year, the last time an FSU player had double-digit strikeouts was Mike Compton against Coastal Carolina in 2015.
- » Karp is just the 10th FSU pitcher, and first since 1996, to record at least 11 strikeouts against the Gators:

Date	Player	Strikeouts vs. UF
3/14/17	Andrew Karp	11
2/29/96	Randy Choate	11
3/10/90	Ricky Kimball	13
3/1/75	Danny O'Brien	14
5/24/68	Steve Mastin	12
5/20/67	Wayne Vincent	11
5/29/64	Marty Howell	11
3/28/59	Frank Davis	14
6/7/58	Frank Slusser - NCAA Tourney	11
4/6/57	Jerry Boxer	13

GAMES WITHOUT A WALK

- » Florida State is third in the nation in walks this season with 253, so it is very rare that the Seminoles do not record a walk.
- » Against Florida (3/14), the Seminoles were held without a walk for the first time this season and just the fifth time since 2013.
- » The game against the Gators was the first in that span that the Seminoles did not win:

Date	Opponent	Score
3/14/17	at Florida	L, 0-1
5/8/16	Bowling Green State	W, 6-1
4/7/15	Florida Gulf Coast	W, 5-0
5/17/13	Clemson	W, 2-1
3/3/13	Villanova	W, 2-1

GAMES WITHOUT ALLOWING BB

- » In the same game that FSU did not draw a walk at Florida (3/14), Andrew Karp and Chase Haney combined to not allow a walk as well.
- » Andrew Karp went 7.0 innings, striking out 11 and not walking any. Chase Haney pitched the eighth inning without allowing a walk.
- » It was the second time this season, and the fifth time in three seasons, that the Florida State pitching staff has not allowed a walk.
- » Drew Carlton, FSU's closer, pitched a complete-game shutout of the Gators in last season's Super Regional, striking out nine and walking zero:

Date	Opponent	Score
3/14/17	at Florida	L, 0-1
2/17/17	VCU	L, 0-3
6/11/16	at Florida (Super Regional)	W, 3-0
3/14/15	Wake Forest	W, 12-2
3/3/15	USF	W, 24-1

LARGEST ACC SHUTOUT SINCE '03

- » FSU's 13-0 win in the second game of a doubleheader vs. Boston College (3/11) was the largest ACC shutout for FSU since 2003 against Duke (also 13-0).
- » It is the fifth straight season that Florida State has shut out Boston College, including the only game played in 2016 (3-0 at BC).

GAME NOTES

» It was the seventh time since joining the league in 1992 that FSU has scored more than 10 runs in a shutout of an ACC opponent:

Date	Opponent	Score
3/10/00	Duke	FSU, 17-0
3/11/17	Boston College	FSU, 13-0
5/22/03	Duke	FSU, 13-0 (ACC Tourn.)
5/26/06	Virginia	FSU, 11-0 (ACC Tourn.)
3/23/00	Maryland	FSU, 11-0
3/24/00	Maryland	FSU, 11-0
3/17/93	Virginia	FSU, 11-0

DERR TIES SCHOOL RECORD

» Freshman Nick Derr tied a school record after getting hit by three pitches against Boston College in the second game of a doubleheader (3/11).
 » Derr is one of 25 players with three HBP in a game this season.
 » He is the fourth player in school history to get hit by three pitches, and the third player in the last four years to earn the honor:

Date	Player w/ 3 HBP	Opponent
3/11/17	Nick Derr	Boston College
3/3/15	Hayden Kelly	USF
2/15/14	Justin Gonzalez	Niagara
3/6/01	Karl Jernigan	St. Joseph's

FSU AMONG LEADERS IN WALKS

» Taylor Walls' 39 walks are fifth in the country.
 » FSU's 253 are third most for a team:

Team	Games	Walks
1. Mercer	44	259
2. South Alabama	42	258
3. Florida State	42	253
4. New Mexico	42	240
5. Liberty	38	232

9-GAME WINNING STREAK

» The Seminoles had a nine-game winning streak snapped against Boston College (3/10).
 » It was FSU's longest winning streak since an 11-game stretch early in the 2015 season.

ZIRZOW WOVES VS. KNIGHTS

» At UCF (3/8), redshirt junior Will Zirzow pitched a career-high five innings, allowing one hit & striking out a career-high seven in earning the win in a 5-0 shutout.
 » Only two batters reached base against Big Z - a single that was erased on a pickoff, and a strikeout that reached on an error that was then erased on a double play.
 » Zirzow's previous career highs in innings and strikeouts came in last year's ACC Championship Game against Clemson (4.1 innings, 6 strikeouts).

NOLES SCORE 44 vs. OAKLAND

» In three games against Oakland (3/3-5), the Seminoles outscored the Golden Grizzlies 44-17 and scored 10+ runs in each game of the series.
 » It was the first time since 2010 against Hofstra that FSU scored in double-digits in each game of a three-game series. That season, FSU accomplished the feat each of the first two weekends of the season, against Georgia State and Hofstra.
 » Against Samford (2/24-26), FSU scored 37 runs in a three-game sweep.

CARLTON MOVES TO BULLPEN

» Florida State's Opening Day starter, junior Drew Carlton, was named the team's closer after four games in 2017.
 » Against Jacksonville (2/28), the Lakeland native was perfect for the final two innings in picking up his first career save in FSU's 6-5 win over the Dolphins.
 » In 18 relief appearances this year, Carlton is 2-2 with a 1.32 ERA and 27 strikeouts in 27.1 innings pitched.
 » Carlton was the winner in both of FSU's walkoff wins - vs. Jacksonville (3/21) and Florida Gulf Coast (4/4) - and has tallied all three of FSU's saves.

FIRST STARTS ON THE MOUND

» Freshman Drew Parrish allowed just two hits and a run while striking out six in six innings in his first career start vs. Samford (2/26).
 » Senior Will Zirzow allowed two runs in three innings in his first career start, against FGCU (4/5).
 » Here is a look at how other Noles fared in their first career start:

Pitcher	Year	First Start
A Byrd (L vs. UCF)	2014	2.1 IP, 4 H, 4 ER, 2/2 K/BB
D Carlton (W vs. USF)	2015	5.0 IP, 5 H, 0 ER, 5/0 K/BB
C Johnson (W vs. Oak)	2015	5.0 IP, 2 H, 0 ER, 6/2 K/BB
E Voyles (L vs. Wake)	2015	1.2 IP, 3 H, 0 ER, 2/0 K/BB
J Voyles (ND vs. USF)	2015	1.1 IP, 2 H, 3 ER, 2/3 K/BB
T Holton (L vs. JU)	2016	3.0 IP, 9 H, 4 ER, 2/2 K/BB
A Karp (W vs. Stetson)	2016	5.0 IP, 3 H, 1 ER, 1/0 K/BB
C Sands (W vs. RIU)	2016	5.0 IP, 2 H, 0 ER, 6/1 K/BB
D Parrish (W vs. Sam)	2017	6.0 IP, 2 H, 1 ER, 6/0 K/BB
W Zirzow (ND vs. FGCU)	2017	3.0 IP, 4 H, 2 ER, 5/0 K/BB

PITCHING SHINES TO BEGIN YEAR

» FSU pitching has already registered three shutouts this season - against Samford (8-0), UCF (5-0) and Boston College (13-0). That matches the number of shutouts from 2016 in 65 games.
 » For just the fourth time in school history, the Seminoles allowed no more than four runs in any of the first seven games of a season.
 » The four times FSU has allowed four or fewer runs in each of the first seven games:

Year	Streak	Runs allowed in streak
2017	7 games	20
2011	8 games	14
1992	10 games	20
1975	11 games	18

NOLES ON THE ROAD

» The Seminoles won at Jacksonville, 6-5, in its first road game of the season before sweeping UCF (3/7-8).
 » Under head coach Mike Martin, the Seminoles have started 3-0 or better on the road eight times now, most recently in 2014 (5-0).
 » FSU is 9-2 since 2007 in the first road game of a season, including a 3-1 mark against Jacksonville:

Year	Opponent	Score
2017	at Jacksonville	W, 6-5
2016	at USF	W, 12-4
2015	at Jacksonville	L, 3-5
2014	at Jacksonville	W, 12-6
2013	at Florida	W, 4-1
2012	at UCF	W, 7-6
2011	at Georgia	W, 6-5
2010	at Jacksonville	W, 2-0
2009	at Auburn	L, 9-10
2008	at Auburn	W, 7-5
2007	at Florida	W, 14-6

WALLS NAMED ALL-AMERICAN

» Taylor Walls, one of the top shortstops in the country, was named the 43rd first team All-American in school history after earning the honor by Baseball America in 2016.
 » The Cordele, Ga., native started all 63 games for Florida State in 2016 and became just the third first team All-American shortstop at FSU, joining Dick Howser (1957-58) and Stephen Cardullo (2009).
 » Walls also earned third team marks from NCBWA and D1Baseball.com. Walls led FSU with 72 runs scored (No. 2 in the country) and had a .355 average on 88 hits.
 » Over the past summer, Walls played for the USA Collegiate National Team, leading the team with a .405 on-base percentage in 19 games.
 » To begin 2017, Walls has six doubles, two triples and five home runs, including two that led off games. He is fifth nationally in walks with 39 and 27th with 45 runs scored.

RECORD BROKEN DOWN...

	2017	2016
Overall	26-16	41-22
Home	16-8	30-9
Away	10-7	8-11
Neutral	0-1	3-2
vs. Ranked Teams	4-8	12-9
On TV	1-0	1-5
On Internet	24-13	39-14
ACC	10-10	16-10
ACC Home	4-5	10-3
ACC Away	6-5	6-7
vs. ACC (non-conference)	0-0	3-1
vs. Atlantic-10	2-1	3-0
vs. American	2-1	3-0
vs. Atlantic Sun	6-1	2-2
vs. Big East	0-0	3-1
vs. Big XII	0-0	1-1
vs. Colonial Athletic	0-0	2-1
vs. Conference USA	0-0	1-0
vs. Horizon	3-0	0-0
vs. MAAC	0-0	4-0
vs. SEC	0-3	1-5
vs. SoCon	3-0	0-0
vs. SWAC	0-0	1-0
vs. Sun Belt	0-0	1-0
Extra Innings	1-2	4-1
Morning Start	0-0	1-2
Afternoon Start	17-7	19-10
Evening Start	9-9	20-11
In Florida	21-12	32-13
In Indiana	3-0	0-0
In Massachusetts	0-0	1-0
In North Carolina	1-2	5-5
In Pennsylvania	0-0	2-1
In South Carolina	0-0	1-2
In Virginia	1-2	0-0
On Monday	1-0	0-2
On Tuesday	5-4	4-5
On Wednesday	3-1	5-2
On Thursday	0-0	1-1
On Friday	7-3	10-3
On Saturday	6-5	12-4
On Sunday	4-3	10-7
In February	6-2	5-1
In March	12-7	13-5
In April	8-7	9-4
In May	0-0	9-8
In June	0-0	4-2
FSU scores 0-3 runs	1-9	4-16
FSU scores 4-7 runs	9-5	10-3
FSU scores 8+ runs	16-2	27-2
Opp scores 0-3 runs	17-3	21-4
Opp scores 4-7 runs	7-6	17-10
Opp scores 8+	2-7	4-7
FSU homers	18-8	29-8
Opponent homers	9-9	14-11
FSU has more hits	21-1	36-6
Opp has more hits	4-12	2-16
Hits are tied	1-3	2-1
versus LHP (Starter)	13-3	7-7
versus RHP (Starter)	13-13	34-15
when a reliever pitches	25-16	40-22
In one-run games	5-4	7-3
In two-run games	0-4	1-3
As the No. 1 team	1-4	0-0
Against the No. 1 team	0-0	0-1

NOLES IN THE PROS

Major Leagues

Name	MLB Team
Kevin Cash	Tampa Bay Rays
Stephen Drew	Washington Nationals
10-day DL	
Buster Posey	San Francisco Giants
Robby Scott	Boston Red Sox
Devon Travis	Toronto Blue Jays

Minor Leagues

Name	MLB Team
Robert Benincasa	Harrisburg (Nationals)
Boomer Biegalski	Stockton (Athletics)
Jayce Boyd	Las Vegas (Mets)
Jose Brizuela	Stockton (Athletics)
Stephen Cardullo	Albuquerque (Rockies)
Danny de la Calle	Hudson Valley (Rays)
Ben DeLuzio	Hillsboro (Diamondbacks)
Josh Delph	Inland Empire (Angels)
Sean Gilmartin	Las Vegas (Mets)
Tyler Holt	Tulsa (Dodgers)
Sherman Johnson	Salt Lake (Angels)
Brandon Leibrandt	Reading (Phillies)
Raffy Lopez	New Hampshire (Blue Jays)
Stephen McGee	San Antonio (Padres)
John Nogowski	Stockton (Athletics)
Shane Robinson	Salt Lake (Angels)
John Sansone	Dayton (Reds)
D.J. Stewart	Bowie (Orioles)
Billy Strode	Lynchburg (Indians)
Tyler Warmoth	Salt Lake (Angels)
Luke Weaver	Memphis (Cardinals)
7-Day DL	

Transactions

Stephen Cardullo - reassigned to Albuquerque Isotopes (Triple A)

Sean Gilmartin - reassigned to Las Vegas 51s (Triple A)

Tyler Holt - reassigned to Tulsa Drillers (Double A)

Tyler Warmoth - called up to Salt Lake Bees (Triple A)

As of April 27, 2017

NATIONAL HONORS

COLLEGIATE BASEBALL

First Team All-American - Dylan Busby & Taylor Walls

PERFECT GAME

Third Team All-American - Cal Raleigh & Taylor Walls

BASEBALL AMERICA

Second Team All-American - Dylan Busby

Third Team All-American - Taylor Walls

Top 100 Draft Prospects - Taylor Walls (24) & Dylan Busby (25)

NCBWA

First Team All-American - Dylan Busby and Taylor Walls

Third Team All-American - Jackson Lueck and Cal Raleigh

Stopper of the Year - Midseason Watch List - Drew Carlton

D1Baseball.com

Second Team All-American - Cal Raleigh and Taylor Walls

D1Baseball.com PLAYER RANKINGS

Dylan Busby	First Base	#5
Drew Carlton	Starting Pitcher	#73
J.C. Flowers	Outfield	#150
	Freshman	#70
Tyler Holton	Starting Pitcher	#101
Jackson Lueck	Outfield	#11
	2018 Prospects	#27
Drew Mendoza	Third Base	#5
	Freshman	#2
Quincy Nieporte	First Base	#41
Cal Raleigh	Catcher	#2
	2018 Prospects	#9
Cole Sands	Starting Pitcher	#63
	2018 Prospects	#14
Taylor Walls	Shortstop	#2

Midseason Golden Spikes Award Watch List

LHP Tyler Holton

Midseason D1Baseball.com 2017 Prospects

Taylor Walls	#30
Dylan Busby	#62

HOME RUNS

SEASON

No.	Player	Date	Opp	Type
1	Aplin	2/18	VCU	2-R
2	Nieporte	2/19	VCU	Solo
3	Busby	2/24	Samford	3-R
4	Flowers	2/24	Samford	Solo
5	Aplin (2)	2/24	Samford	2-R
6	Nieporte (2)	2/25	Samford	GS
7	Raleigh	2/28	J-Ville	Solo
8	Nieporte (3)	3/3	Oakland	GS
9	Truluck	3/3	Oakland	Solo
10	Nieporte (4)	3/5	Oakland	Solo
11	Busby (2)	3/10	BC	2-R
12	Walls	3/10	BC	2-R
13	Flowers (2)	3/11	BC	3-R
14	Walls (2)	3/11	BC	Solo
15	Raleigh (2)	3/17	VT	Solo
16	Nieporte (5)	3/17	VT	GS
17	Busby (3)	3/18	VT	2-R
18	Nieporte (6)	3/18	VT	GS
19	Aplin (3)	3/18	VT	2-R
20	Derr	3/21	J-Ville	Solo
21	Walls (3)	3/21	J-Ville	Solo
22	Raleigh (3)	3/21	J-Ville	Solo
23	Busby (4)	3/24	ND	3-R
24	Lueck	3/24	ND	2-R
25	Daughtry	3/24	ND	3-R
26	Lueck (2)	3/25	ND	2-R
27	Aplin (4)	3/25	ND	Solo
28	Aplin (5)	4/2	UNC	3-R
29	Raleigh (4)	4/4	FGCU	Solo
30	Aplin (6)	4/8	NC State	2-R
31	Mendoza	4/9	NC State	2-R
32	Walls (4)	4/11	Florida	Solo
33	Lueck (3)	4/15	Clemson	2-R
34	Walls (5)	4/16	Clemson	Solo
35	Nieporte (7)	4/16	Clemson	2-R
36	Busby (5)	4/16	Clemson	3-R
37	Raleigh (5)	4/17	Clemson	Solo
38	Busby (6)	4/19	Stetson	Solo
39	Busby (7)	4/19	Stetson	2-R
40	Raleigh (6)	4/19	Stetson	Solo
41	Busby (8)	4/21	Miami	3-R
42	Nieporte (8)	4/22	Miami	Solo
43	Lueck (4)	4/22	Miami	Solo

CAREER

Player	Total	2017	2016	2015
Busby	31	8	14	9
Nieporte	20	8	5	7
Raleigh	16	6	10	-
Walls	11	5	6	-
Lueck	8	4	4	-
Aplin	6	6	-	-
Flowers	2	2	-	-
Holton	2	-	2	-
Truluck	2	1	1	-
Wells	2	-	1	1
Petrey	1	-	1	-
Derr	1	1	-	-
Daughtry	1	1	-	-
Mendoza	1	1	-	-

GRAND SLAMS

Player	Total	2017	2016	2015
Nieporte	5	4	-	1
Busby	1	-	1	-
Walls	1	-	1	-

PROJECTED STARTERS: vs. VIRGINIA

C 35



CAL RALEIGH • 6-3, 205, SO.

» Hitting .233 with 10 doubles, 6 home runs and 1 triple.
 » Home runs in back-to-back games against Clemson (4/17) and Stetson (4/19).
 » 7th inning HR vs. No. 3 Clemson broke 5-5 tie...FSU went on to win, 7-6.

	AVG	AB	R	H	2B	3B
LAST 5	.176	17	4	3	0	0
LAST 10	.229	35	8	8	1	0

	HR	RBI	BB	OBP
LAST 5	2	2	5	.364
LAST 10	2	4	10	.400

1B 22



DREW MENDOZA • 6-4, 210, FR.

» Hitting .268 with 15 hits in 16 games; missed first two months due to injury.
 » Has five doubles and towering two-run home run at NC State (4/9).
 » Four RBI vs. NC State (4/7); 3 RBI, 2 doubles vs. Florida (4/11).

	AVG	AB	R	H	2B	3B
LAST 5	.235	17	3	4	1	0
LAST 10	.286	35	7	10	3	0

	HR	RBI	BB	OBP
LAST 5	0	1	2	.333
LAST 10	1	6	6	.395

2B 24



MATT HENDERSON • 5-9, 165, SR.

» Hitting .242 with 23 hits, 23 runs scored and 29 walks.
 » Three-run double vs. Clemson (4/15) part of career-high 4 RBI night.
 » Average has risen 37 points (from .205) over last seven games.

	AVG	AB	R	H	2B	3B
LAST 5	.200	10	5	2	0	0
LAST 10	.333	27	6	9	1	0

	HR	RBI	BB	OBP
LAST 5	0	1	5	.526
LAST 10	0	6	5	.474

3B 28



DYLAN BUSBY • 6-3, 190, JR.

» Hitting .308 with 13 doubles, 8 home runs and 1 triple; leads team in doubles and HR.
 » Reigning National Hitter of the Week (NCBWA) after three HR, two double, 10 RBI week.
 » First Seminole with at least three RBI in five straight games (3 vs. Clem, Stet, Miami).

	AVG	AB	R	H	2B	3B
LAST 5	.435	23	4	10	4	0
LAST 10	.417	36	6	15	4	0

	HR	RBI	BB	OBP
LAST 5	3	11	3	.500
LAST 10	4	17	3	.450

SS 10



TAYLOR WALLS • 5-10, 180, JR.

» Hitting .253 with 13 extra base hits (6 doubles, 2 triples, 5 home runs).
 » Leadoff home run against Florida (4/11) was FSU's first since 2012 (S. Johnson).
 » Three hits in both games against Stetson, including a pair of doubles.

	AVG	AB	R	H	2B	3B
LAST 5	.304	23	7	7	2	0
LAST 10	.283	46	9	13	2	0

	HR	RBI	BB	OBP
LAST 5	0	3	2	.346
LAST 10	2	7	3	.320

LF 2




JACKSON LUECK • 6-1, 190, SO.

» Hitting .284 with 6 doubles and 4 home runs (all in ACC play).
 » 28 RBI fourth on team despite playing just 30 games.
 » Has missed extended time due to shin splints and shingles.

	AVG	AB	R	H	2B	3B
LAST 5	.130	23	2	3	0	0
LAST 10	.156	32	3	5	0	0

	HR	RBI	BB	OBP
LAST 5	1	1	1	.200
LAST 10	2	3	1	.206

CF 8




J.C. FLOWERS • 6-2, 185, FR.

» Hitting .280 with 3 doubles, 2 triples and 2 home runs.
 » One of two players (Cal Raleigh) to start all 42 games this season.
 » Walk-off single vs. JU (3/21); career-high 3 RBI vs. BC (3/11) and at Stetson (4/25).

	AVG	AB	R	H	2B	3B
LAST 5	.286	14	4	4	0	0
LAST 10	.241	29	10	7	0	0

	HR	RBI	BB	OBP
LAST 5	0	3	6	.500
LAST 10	0	3	9	.436

RF 38




RHETT APLIN • 6-2, 220, JR.

» Hitting team-high .315 with 7 doubles and 6 home runs.
 » Hit a pinch hit HR at NC State (4/8)...second PH HR for FSU in 2017 (Truluck v. Oakland).
 » Hitting .329 in 20 ACC games, with 4 home runs.

	AVG	AB	R	H	2B	3B
LAST 5	.273	11	2	3	1	0
LAST 10	.320	25	7	8	2	0

	HR	RBI	BB	OBP
LAST 5	0	1	2	.429
LAST 10	1	3	6	.469

DH 29



QUINCY NIEPORTE • 6-1, 223, SR.

» Hitting .288 with 10 doubles and 8 home runs (tied with D. Busby for lead).
 » Ranks 14th nationally with 49 RBI and 15th with 6 sacrifice flies.
 » Four of eight home runs have been Grand Slams (most in the country).

	AVG	AB	R	H	2B	3B
LAST 5	.316	19	3	6	2	0
LAST 10	.244	41	5	10	3	0

	HR	RBI	BB	OBP
LAST 5	1	6	1	.348
LAST 10	2	10	2	.283

TRACKING THE BATS

HITTING STREAK

	Career	Season	Current
Rhett Aplin	7	7	-
Dylan Busby	10	8	7
Bryan Bussey	2	2	2
Kyle Cavanaugh	1	1	-
Tyler Daughtry	4	4	2
Nick Derr	4	4	1
J.C. Flowers	6	6	1
Matt Henderson	5	5	-
Tyler Holton	4	-	-
Jackson Lueck	10	7	3
Ryan Mejia	1	1	1
Drew Mendoza	7	7	1
Quincy Nieporte	11	11	2
Donovan Petrey	3	1	-
Cal Raleigh	7	6	-
Hank Truluck	2	2	-
Taylor Walls	16	5	2
Steven Wells	2	1	-
Will Zirzow	1	1	1

REACHING BASE

	Career	Season	Current
Rhett Aplin	11	11	-
Dylan Busby	19	10	7
Bryan Bussey	3	2	2
Kyle Cavanaugh	2	2	-
Tyler Daughtry	6	6	2
Nick Derr	6	6	1
J.C. Flowers	16	16	3
Matt Henderson	16	9	9
Tyler Holton	6	-	-
Jackson Lueck	12	12	3
Ryan Mejia	2	2	1
Drew Mendoza	13	13	1
Quincy Nieporte	17	14	6
Donovan Petrey	12	2	-
Cal Raleigh	14	12	1
Hank Truluck	5	3	-
Taylor Walls	34	20	8
Steven Wells	6	2	-
Will Zirzow	1	1	1

MULTI-HIT GAMES

	2	3	4	5+	Total
Rhett Aplin	5	3	1	-	9
Dylan Busby	8	5	-	-	13
Kyle Cavanaugh	1	-	-	-	1
Tyler Daughtry	1	2	-	-	3
Nick Derr	4	2	-	-	6
J.C. Flowers	7	1	1	-	9
Matt Henderson	3	1	-	-	4
Jackson Lueck	4	3	-	-	7
Drew Mendoza	3	1	-	-	4
Quincy Nieporte	11	-	-	-	11
Cal Raleigh	8	2	-	-	10
Taylor Walls	3	5	1	-	9
Totals	58	25	3	0	86

MULTI-RBI GAMES

	2	3	4	5+	Total
Rhett Aplin	3	2	1	-	6
Dylan Busby	4	4	3	-	11
Tyler Daughtry	2	2	-	-	4
Nick Derr	3	1	-	-	4
J.C. Flowers	7	2	-	-	9
Matt Henderson	1	-	1	-	2
Jackson Lueck	3	2	1	1	7
Ryan Mejia	1	-	-	-	1
Drew Mendoza	1	1	1	-	3
Quincy Nieporte	6	3	1	3	13
Cal Raleigh	4	-	-	-	4
Taylor Walls	4	5	-	-	9
Totals	39	22	8	4	73

THE LAST TIME IT HAPPENED

HITTING

A Seminole Hit A Grand Slam: Quincy Nieporte at Virginia Tech, March 18, 2017
Final Score: Virginia Tech 13, FSU 12 [4th Grand Slam of 2017 - all by Nieporte]

Florida State Hit Two Grand Slams: DJ Stewart & Chris Marconcini, April 17, 2015;
Final Score: FSU 15 Pitt 2

Hit A Walk Off Home Run: Jackson Lueck vs. Miami, May 21, 2016, Solo (10th);
Final Score: FSU 3 Miami 2 (10)

Had A Walk Off Hit: Jackson Lueck vs. FGCU (RBI double), April 4, 2017
Final Score: FSU 7, FGCU 6

Had A Walk Off Bunt: Matt Henderson vs. Toledo, March 9, 2016 - Bunt down first base line (9th), scoring Darren Miller from third; Final Score: FSU 3 Toledo 2

Had A Walk Off Sacrifice Hit: Cal Raleigh vs. Villanova, March 3, 2016 - Sacrifice to right field (14th);
Final Score: FSU 11 Villanova 10 (14)

Florida State Hit 2 Home Runs In An Inning: D. Busby & C. Raleigh vs. Stetson, April 19, 2017
Final Score: FSU 7, Stetson 3

Florida State Hit 3 Home Runs In An Inning: Cal Raleigh, Dylan Busby, Tyler Holton, 3rd Inning vs. South Alabama, June 5, 2016; Final Score: FSU 18 South Alabama 6

Florida State Hit 4 Home Runs In An Inning: Ryne Malone (2), Jack Rye, Dennis Guinn, 5th Inning, Brown, March 4, 2006; Final Score: FSU 21 Brown 5

Florida State Hit 5 Home Runs In A Game: 5 - Stephen Cardullo (3) & Mike McGee (2) vs. Virginia, May 27, 2010;
Final Score: FSU 11 Virginia 4

Florida State Hit 6 Home Runs In A Game: 6 - Dylan Busby (2), Cal Raleigh, Tyler Holton, Jackson Lueck, Hayden Kelly vs. Alabama State, June 5, 2016; Final Score: FSU 18 South Alabama 6

Florida State Hit 7+ Home Runs In A Game: 7 - T. Holt (2), M. McGee (2), S. Cardullo, S.Tapley, J. Stidham vs. Miami, April 3, 2009; Final Score: FSU 14 Miami 4

A Seminole Hit An Inside-The-Park Home Run: James Ramsey vs. Hofstra, 2nd Inning, Feb. 25, 2011; Final Score: FSU 14 Hofstra 3

A Seminole Hit Two Or More Home Runs In An Inning: Ryne Malone (2) vs. Brown, 5th Inning, March 4, 2006;
Final Score: FSU 21 Brown 5

A Seminole Led Off The Game With A Home Run: Taylor Walls vs. Clemson, April 16, 2017
Final Score: FSU 7, Clemson 3

A Seminole Hit Back-To-Back Home Runs In Consecutive At-Bats: Dylan Busby vs. Stetson, April 19, 2017
Final Score: FSU 7, Stetson 3

Florida State Hit Back-To-Back Home Runs: Cal Raleigh & Dylan Busby , 3rd Inning vs. South Alabama, June 5, 2016; Final Score: FSU 18, South Alabama 6 [2nd time in 2016]

Florida State Hit Back-To-Back-To-Back Home Runs: T. Holt, S. Cardullo, M. McGee, 4th Inning, vs. Boston College, May 9, 2010; Final Score: FSU 11 BC 6

A Seminole Hit Two Home Runs In One Game: Dylan Busby vs. Stetson, April 19, 2017
Final Score: FSU 7, Stetson 3

A Seminole Hit Three Home Runs In One Game: Stephen Cardullo (3) vs. Virginia, May 27, 2010; Final Score: FSU 11 Virginia 4

A Seminole Hit For The Cycle: Tyler Holt vs. Maryland, March 28, 2010 (In order - 1B(1), 2B(2), 3B(3), HR(5));
Final Score: FSU 9 Maryland 5

A Seminole Had 5 Hits In One Game: Josh Delph (5-for-7) at Miami, April 24, 2015;
Final Score: FSU 8, Miami 7 (17 innings)

A Seminole Had 6 + Consecutive Hits: John Nogowski vs. Minnesota - 5/3/14 - 5/4/14 (1B, 1B, 1B, 1B, 1B, 2B) [seven straight hits]

A Seminole Had 7 Hits In One Game: Stephen Cardullo (7-for-9) vs. Ohio State, May 31, 2009; Final Score: FSU 37 OSU 6

A Seminole Had 3 Doubles In One Game: John Sansone, (3) at Duke, May 15, 2016;
Final Score: FSU 4 Duke 3

A Seminole Had 6 RBI In One Game: Quincy Nieporte (6) at Virginia Tech, March 18, 2017;
Final Score: Virginia Tech 13, FSU 12

A Seminole Had 7 RBI In One Game: Quincy Nieporte (7) vs. UCF, March 11, 2015;
Final Score: FSU 15 UCF 11

A Seminole Had 8+ RBI In One Game: Marshall McDougall (16) at Maryland, May 9, 1999; Final Score: FSU 26 Maryland 2

Florida State Had Multiple Players With 4+ RBI: J. Lueck (4) and Q. Nieporte (4) vs. Oakland, March 3, 2017
Final Score: FSU 18, Oakland 10

A Seminole Stole 5 Bases In One Game: Chip Bifano (6) vs. Kearney State, April 7, 1977;
Final Score: FSU 11 Kearney St. 1

A Seminole Stole Home: Nick Derr at Stetson, April 25, 2017
Final Score: FSU 11, Stetson 5

A Seminole Struck Out Four Or More Times In A Game: Jackson Lueck (4) vs. Stetson, April 19, 2017
Final Score: FSU 7, Stetson 3

A Seminole Recorded 12 Total Bases: Stephen Cardullo (12: 1 3B, 3 2B, 3 1B) vs. Ohio State, May 31, 2009;
Final Score: FSU 37 OSU 6

A Seminole Scored 5 Runs In A Game: Jayce Boyd (5) vs. Texas A&M, June 12, 2011;
Final Score: FSU 23, Texas A&M 9

Florida State Left 15 Or More Runners On: 15 at Florida Gulf Coast, March 15, 2017
Final Score: Florida Gulf Coast 5, FSU 2

An Opposing Player Hit Two Home Runs In A Game: Brett Kinneman (2), NC State, April 7, 2017
Final Score: FSU 16, NC State 7

An Opponent Hit Back-To-Back Home Runs: AJ Murray & Mott Hyde - Georgia Tech, ACC Tournament, 9th Inning, May 22, 2013; Final Score: Georgia Tech 4, FSU 3

An Opponent Hit Back-To-Back-To-Back Home Runs: Jeroloman, McArthur and Leclerc at Florida, June 10, 2005; Final Score: UF 8 FSU 1

PITCHING

A Seminole Pitcher Threw A No-Hitter: Chris Chavez vs. Charleston Southern, February 18, 1998; Final Score: FSU 13 CSU 0

Florida State Combined to Throw A No-Hitter: Cole Sands/Cobi Johnson/Jim Voyes vs. Toledo, March 9, 2016;
Final Score: FSU 3 Toledo 2

Florida State Was No-Hit: Terry Harvey, NC State, March 26, 1993
Final Score: NC State 8 FSU 0

A Seminole Pitcher Threw A Complete Game: Drew Parrish at Notre Dame, March 25, 2017
Final Score: FSU 5, Notre Dame 1

A Seminole Pitcher Threw A Complete Game Shutout: Drew Carlton vs. Florida, June 11, 2016; Final Score: FSU 3 Florida 0 [1st FSU CG in 2016]

A Seminole Pitcher Threw A Complete Game (7 INN or <): Sean Gilmartin vs. Grambling State, May 14, 2009;
Final Score: FSU 9 GSU 1 (6 Inn, Rain)

A Seminole Pitcher Threw A Complete Game Shutout (7 INN): Mike Hyde vs. Virginia, May 26, 2006; Final Score: FSU 11 UVA 0

An Opposing Pitcher Threw A Complete Game: Peyton Gray (5.0), FGCU, April 5, 2017
Final Score: FSU 3, FGCU 2

Florida State Shut Out An Opponent: vs. Boston College, March 11, 2017
Final Score: FSU 13, Boston College 0 [3rd shutout in 2017]

Florida State Was Shut Out: at Virginia Tech, March 19, 2017
Final Score: Virginia Tech 17, FSU 0 [3rd shutout in 2017]

A Seminole Pitcher Gave Up Three HR In a Game: Dylan Silva at NC State, April 4, 2015;
Final Score: NC State 11 FSU 7

A Seminole Pitcher Gave Up Four HR in a Game: Bryan Henry vs. Florida, June 10, 2005;
Final Score: Florida 8 FSU 1

A Seminole Pitcher Gave Up A Grand Slam: Tyler Holton at Miami (Michael Burns), April 22, 2017
Final Score: Miami 5, FSU 4 (10)

A Seminole Struck Out 10 Or More Batters: Andrew Karp (11) at Florida, March 14, 2017
Final Score: Florida 1, FSU 0

A Seminole Struck Out 10 Or More Batters in Consecutive Games: Tyler Holton - 11 vs. Samford (2/25/17), 13 vs. Oakland (3/4/17)

A Seminole Struck Out 15 Or More Batters: Tyler Chambliss (15) vs. Maryland, March 11, 2006; Final Score: FSU 6 Maryland 2

Florida State Walked 10 or More Batters: 10 - vs. Texas Tech, April 5, 2016
Final Score: FSU 10, Texas Tech 1 (4th time in 2016 season with 10+ walks)

Florida State Did Not Walk A Batter: at Florida, March 14, 2017
Final Score: Florida 1, FSU 0

A Seminole Pitcher Won 13+ Games In A Season: Bryan Henry, 2007, 14-2

A Seminole Pitcher Won 20 Games In A Season: Mike Loynd, 1986, 20-1

SCORING & MISCELLANEOUS

Florida State Recorded 20 Or More Hits: 24 vs. Rhode Island, February 21, 2016;
Final Score: FSU 23, Rhode Island 4

Florida State Scored 20 Or More Runs: 23 vs. Rhode Island, February 21, 2016;
Final Score: FSU 23, Rhode Island 4

Florida State Scored 30 Or More Runs: 37 vs. Ohio State, May 31, 2009;
Final Score: FSU 37, Ohio State 6

Florida State Scored 10 Or More Runs In An Inning: 10 (7th Inn) at NC State, April 7, 2017
Final Score: FSU 16, NC State 7

An Opponent Scored 10 Or More Runs In An Inning: 10 (6th Inn) at Virginia Tech, March 19, 2017
Final Score: Virginia Tech 17, FSU 0

Florida State Swept A Three-Game ACC Series At Home: Notre Dame, April 22-24, 2016;
Scores: 12-6, 7-6 (12), 11-6 (Second time in 2016)

Florida State Swept A Three-Game ACC Series On The Road: at Notre Dame, March 24-25, 2017
Final Scores: 8-2, 8-3 (13), 5-1

Florida State Was Swept In An ACC Series At Home: North Carolina, March 31-April 2, 2017
Final Scores: 3-1, 5-2 (11), 9-7

Florida State Was Swept In An ACC Series On The Road: at Notre Dame, April 10-12, 2015;
Scores: 2-5, 1-4, 1-2

Florida State Lost An ACC Series At Home: North Carolina, March 31-April 2, 2017
Final Scores: 3-1, 5-2 (11), 9-7

Florida State Was Swept At Home: North Carolina, March 31-April 2, 2017
Final Scores: 3-1, 5-2 (11), 9-7

Florida State Was Swept In A Non-ACC Series: Florida, March 14 & 28, April 11, 2017
Final Scores: 1-0, 4-1, 10-7

Florida State Played 20 or more innings: Wake Forest, May 6, 2006
Final Score: FSU 4 Wake Forest 3 (20)

Florida State Turned a Triple Play: Virginia Tech, May 3, 2009; 3rd Inning (9-2-4) RF - Ruairi O'Connor to C - Parker Brunelle to 2B - Jason Stidham

Florida State Recorded A Walk-Off Win: FGCU, April 4, 2017 (Jackson Lueck RBI double)
Final Score: FSU 7, FGCU 6

A Florida State Opponent Recorded A Walk-Off Win: at Miami, April 22, 2017 (Taylor Walls error)
Final Score: Miami 5, FSU 4 (10)

Committed 5+ Errors In One Game: 5 vs. North Carolina, April 2, 2017; Final Score: UNC 9, FSU 7

POLLS: PERFECT GAME

	PS	W-1	W-2	W-3	W-4	W-5	W-6	W-7	W-8	W-9	W-10	W-11	W-12	F
Oregon State.....	7	7	7	5	4	2	1	1	1	1	1			
Louisville.....	6	6	6	4	1	1	2	2	2	2	2			
North Carolina.....	12	10	9	13	12	8	7	5	5	3	3			
Clemson.....	19	20	18	12	11	7	6	4	4	4	4			
TCU.....	1	1	1	1	2	3	3	3	3	5	5			
Texas Tech.....			24	8	8	5	5	7	6	6	6			
Florida.....	4	3	3	2	5	14	9	8	10	9	7			
Kentucky.....								13	15	13	8			
Virginia.....		24	23	21	25			17	14	9				
Auburn.....								17	18	15	10			
Mississippi State.....								20	16	11				
Houston.....	20	19	20	20	24	20	11	14	11	12	12			
Long Beach State.....								23	17	13				
Arkansas.....					24	20	10	13	11	14				
LSU.....	2	2	2	6	6	6	10	18	12	10	15			
Arizona.....	25	22	21	17	17	15	17	9	7	7	16			
Cal State Fullerton.....	15	12	15	16	16	9	13	12	9	8	17			
Stanford.....	16	18	17	11	13	13	12	19	16	23	18			
Maryland.....	23	25									19			
Michigan.....										19	20			
Mercer.....										22	21			
USF.....						21	21	25	21	25	22			
Wake Forest.....								23	25	18	23			
South Carolina.....	5	5	5	7	7	4	4	6	8	20	24			
Southern Miss.....								24	22	21	25			
Oklahoma.....						24	11	14	24					
Vanderbilt.....	9	9	10	15	15	18	15	21	19					
Florida State.....	3	4	4	3	3	12	8	22	24					
St. John's.....						22	15							
Florida Gulf Coast.....				22	17	14	16							
Louisiana-Lafayette.....	13	13	11	9	9	10	18	20						
East Carolina.....	10	15	13	10	10	19	16							
Ole Miss.....	8	8	8	14	14	11	19							
Oklahoma State.....	11	11	14	18	18	16	23							
Missouri.....					22	25								
Washington.....	18	17	19	19	23	23								
Baylor.....				19	25									
Texas AGM.....		23	22	22	20									
Texas.....	17	16	16	24	21									
North Carolina State.....	14	14	12	23										
Dallas Baptist.....			25	25										
Rice.....	21	21												
Cal Poly.....	22													
Coastal Carolina.....	24													

POLLS: USA TODAY COACHES

	PS	W-1	W-2	W-3	W-4	W-5	W-6	W-7	W-8	W-9	W-10	W-11	W-12	F
Oregon State.....	7			4	2	2	1	1	1	1	1			
Louisville.....	8			5	1	1	3	2	2	2	2			
Clemson.....	12			11	10	7	5	4	4	4	3			
North Carolina.....	13			10	9	9	7	5	5	3	4			
TCU.....	1			1	4	5	4	3	3	6	5			
Texas Tech.....	19			9	6	3	2	6	6	5	6			
Kentucky.....							25	19	10	14	13	7		
Florida.....	2			2	5	12	9	7	10	10	8			
Auburn.....							24	17	11	13	12	9		
Virginia.....	18			8	11	16	16	18	12	11	10			
LSU.....	3			7	7	4	8	13	8	8	11			
Arizona.....	15			6	8	6	11	8	7	7	12			
Mississippi State.....								25	21	16	13			
Arkansas.....				25			20	15	15	14	14			
Long Beach State.....									24	19	15			
Cal State Fullerton.....	11			17	15	10	15	16	9	9	16			
Michigan.....					22	21		21	17	15	17			
St. John's.....				16	16	15	13	12	20	20	18			
Wake Forest.....								22	22	17	19			
Stanford.....	21			14	18	13	14	23	19		20			
South Carolina.....	4			13	12	8	6	9	11	18	21			
Texas AGM.....	20			12	13	23					22			
Houston.....							25		23	23	23			
Maryland.....											24			
Southern Miss.....									20	18	21	25		
Oklahoma.....					21	19	18	14	16	22				
San Diego.....								24	24					
West Virginia.....											25			
Florida State.....	5			3	3	11	10	19	25					
Florida Gulf Coast.....						17	12	17						
Baylor.....				15	14	18	21							
Ole Miss.....	24			19	19	14	22							
Missouri.....					25	20	23							
Louisiana-Lafayette.....	16			20	20	22	24							
East Carolina.....	10			17	17									
Vanderbilt.....	6			24	23									
Louisiana Tech.....				23	24									
Coastal Carolina.....	9			21										
Georgia Tech.....				22										
North Carolina State.....	14													
Miami.....	17													
Oklahoma State.....	22													
UC Santa Barbara.....	23													
Rice.....	25													

2017 BATTING ORDER: GAME-BY-GAME

<i>Date</i>	<i>Opponent</i>	<i>1</i>	<i>2</i>	<i>3</i>	<i>4</i>	<i>5</i>	<i>6</i>	<i>7</i>	<i>8</i>	<i>9</i>	<i>SP</i>
2/17	VCU	Walls	Lueck	Nieporte	Raleigh	Busby	Aplin	Henderson	Flowers	Daughtry	Carlton
2/18	VCU	Walls	Lueck	Raleigh	Busby	Nieporte	Aplin	Henderson	Daughtry	Flowers	Sands
2/19	VCU	Walls	Lueck	Raleigh	Busby	Nieporte	Henderson	Derr	Cavanaugh	Flowers	Holton
2/21	USF	Walls	Lueck	Nieporte	Raleigh	Aplin	Busby	Daughtry	Henderson	Flowers	Karp
2/24	Samford	Walls	Lueck	Raleigh	Nieporte	Aplin	Busby	Derr	Henderson	Flowers	Sands
2/25	Samford	Walls	Lueck	Raleigh	Aplin	Nieporte	Derr	Flowers	Henderson	Truluck	Holton
2/26	Samford	Walls	Lueck	Raleigh	Aplin	Nieporte	Busby	Daughtry	Flowers	Henderson	Parrish
2/28	at Jacksonville	Walls	Lueck	Busby	Nieporte	Raleigh	Flowers	Derr	Cavanaugh	Henderson	Karp
3/3	Oakland	Walls	Lueck	Raleigh	Nieporte	Daughtry	Derr	Busby	Flowers	Henderson	Sands
3/4	Oakland	Walls	Lueck	Aplin	Nieporte	Raleigh	Derr	Busby	Daughtry	Flowers	Holton
3/5	Oakland	Walls	Lueck	Raleigh	Nieporte	Aplin	Derr	Busby	Daughtry	Flowers	Parrish
3/7	at UCF	Walls	Busby	Aplin	Nieporte	Raleigh	Derr	Daughtry	Flowers	Henderson	Karp
3/8	at UCF	Walls	Busby	Aplin	Nieporte	Raleigh	Derr	Daughtry	Flowers	Henderson	E. Voyles
3/10	Boston College	Walls	Busby	Aplin	Nieporte	Raleigh	Daughtry	Derr	Flowers	Henderson	Sands
3/11	Boston College	Walls	Busby	Aplin	Nieporte	Raleigh	Daughtry	Derr	Flowers	Henderson	Holton
3/11	Boston College	Walls	Busby	Aplin	Raleigh	Daughtry	Derr	Flowers	Wells	Henderson	Parrish
3/14	at Florida	Walls	Busby	Aplin	Raleigh	Nieporte	Daughtry	Derr	Flowers	Henderson	Karp
3/15	at FGCU	Walls	Busby	Aplin	Nieporte	Raleigh	Daughtry	Derr	Flowers	Henderson	E. Voyles
3/17	at Virginia Tech	Walls	Derr	Raleigh	Nieporte	Aplin	Busby	Daughtry	Flowers	Henderson	Sands
3/18	at Virginia Tech	Walls	Derr	Raleigh	Nieporte	Aplin	Busby	Daughtry	Flowers	Henderson	Holton
3/19	at Virginia Tech	Walls	Derr	Raleigh	Nieporte	Aplin	Busby	Daughtry	Flowers	Henderson	Parrish
3/21	Jacksonville	Walls	Daughtry	Raleigh	Nieporte	Aplin	Lueck	Busby	Derr	Flowers	Karp
3/24	at Notre Dame	Walls	Daughtry	Raleigh	Nieporte	Aplin	Busby	Lueck	Derr	Flowers	Sands
3/24	at Notre Dame	Walls	Derr	Raleigh	Nieporte	Busby	Aplin	Lueck	Flowers	Henderson	Holton
3/25	at Notre Dame	Walls	Lueck	Raleigh	Nieporte	Busby	Aplin	Derr	Daughtry	Flowers	Parrish
3/28	vs. Florida	Walls	Lueck	Raleigh	Nieporte	Aplin	Flowers	Daughtry	Derr	Henderson	Karp
3/31	vs. UNC	Walls	Lueck	Aplin	Nieporte	Raleigh	Mendoza	Flowers	Derr	Henderson	Sands
4/1	vs. UNC	Walls	Lueck	Raleigh	Nieporte	Aplin	Mendoza	Flowers	Daughtry	Henderson	Holton
4/2	vs. UNC	Flowers	Lueck	Aplin	Raleigh	Nieporte	Mendoza	Daughtry	Derr	Henderson	Parrish
4/4	vs. FGCU	Walls	Lueck	Aplin	Nieporte	Raleigh	Busby	Mendoza	Flowers	Henderson	Karp
4/5	vs. FGCU	Walls	Lueck	Aplin	Nieporte	Raleigh	Busby	Mendoza	Flowers	Henderson	Zirzow
4/7	at NC State	Walls	Busby	Raleigh	Nieporte	Derr	Mendoza	Flowers	Truluck	Henderson	Sands
4/8	at NC State	Walls	Busby	Raleigh	Nieporte	Derr	Mendoza	Flowers	Truluck	Henderson	Holton
4/9	at NC State	Walls	Busby	Aplin	Nieporte	Raleigh	Mendoza	Derr	Flowers	Henderson	Parrish
4/11	Florida	Walls	Daughtry	Aplin	Nieporte	Mendoza	Raleigh	Petrey	Flowers	Henderson	Karp
4/15	Clemson	Walls	Busby	Lueck	Nieporte	Raleigh	Mendoza	Aplin	Flowers	Henderson	Sands
4/16	Clemson	Walls	Lueck	Aplin	Mendoza	Raleigh	Nieporte	Busby	Flowers	Henderson	Holton
4/17	Clemson	Walls	Busby	Lueck	Nieporte	Raleigh	Mendoza	Aplin	Henderson	Flowers	Parrish
4/19	Stetson	Walls	Busby	Lueck	Nieporte	Raleigh	Aplin	Mendoza	Henderson	Flowers	Zirzow
4/21	at Miami	Walls	Busby	Lueck	Nieporte	Raleigh	Aplin	Mendoza	Henderson	Flowers	Sands
4/22	at Miami	Walls	Busby	Lueck	Nieporte	Raleigh	Aplin	Mendoza	Henderson	Flowers	Holton
4/25	at Stetson	Walls	Busby	Lueck	Nieporte	Raleigh	Mendoza	Henderson	Derr	Flowers	Parrish

2017 BY POSITION: GAME-BY-GAME

<i>Date</i>	<i>Opponent</i>	<i>Times (Record)</i>	<i>C</i>	<i>1B</i>	<i>2B</i>	<i>3B</i>	<i>SS</i>	<i>LF</i>	<i>CF</i>	<i>RF</i>	<i>DH</i>
2/17	VCU	1 (0-1)	Raleigh	Nieporte	Henderson	Busby	Walls	Lueck	Flowers	Aplin	Daughtry
2/18	VCU	2 (1-1)	Raleigh	Nieporte	Henderson	Busby	Walls	Lueck	Flowers	Aplin	Daughtry
2/19	VCU	1 (1-0)	Raleigh	Nieporte	Henderson	Busby	Walls	Lueck	Flowers	Derr	Cavanaugh
2/21	USF	3 (1-2)	Raleigh	Nieporte	Henderson	Busby	Walls	Lueck	Flowers	Aplin	Daughtry
2/24	Samford	1 (1-0)	Raleigh	Nieporte	Henderson	Busby	Walls	Lueck	Flowers	Derr	Aplin
2/25	Samford	1 (1-0)	Raleigh	Nieporte	Henderson	Truluck	Walls	Lueck	Flowers	Derr	Aplin
2/26	Samford	4 (2-2)	Raleigh	Nieporte	Henderson	Busby	Walls	Lueck	Flowers	Aplin	Daughtry
2/28	at Jacksonville	2 (2-0)	Raleigh	Nieporte	Henderson	Busby	Walls	Lueck	Flowers	Derr	Cavanaugh
3/3	Oakland	1 (1-0)	Raleigh	Nieporte	Henderson	Busby	Walls	Lueck	Flowers	Derr	Daughtry
3/4	Oakland	1 (1-0)	Raleigh	Nieporte	Derr	Busby	Walls	Lueck	Flowers	Aplin	Daughtry
3/5	Oakland	2 (2-0)	Raleigh	Nieporte	Derr	Busby	Walls	Lueck	Flowers	Aplin	Daughtry
3/7	at UCF	1 (1-0)	Raleigh	Nieporte	Henderson	Busby	Walls	Daughtry	Flowers	Derr	Aplin
3/8	at UCF	2 (2-0)	Raleigh	Nieporte	Henderson	Busby	Walls	Daughtry	Flowers	Derr	Aplin
3/10	Boston College	3 (2-1)	Raleigh	Nieporte	Henderson	Busby	Walls	Daughtry	Flowers	Derr	Aplin
3/11	Boston College	4 (3-1)	Raleigh	Nieporte	Henderson	Busby	Walls	Daughtry	Flowers	Derr	Aplin
3/11	Boston College	1 (1-0)	Raleigh	Busby	Henderson	Daughtry	Walls	Wells	Flowers	Aplin	Derr
3/14	at Florida	1 (0-1)	Raleigh	Busby	Henderson	Daughtry	Walls	Aplin	Flowers	Derr	Nieporte
3/15	at Florida Gulf Coast	2 (0-2)	Raleigh	Busby	Henderson	Daughtry	Walls	Aplin	Flowers	Derr	Nieporte
3/17	at Virginia Tech	3 (1-2)	Raleigh	Busby	Henderson	Daughtry	Walls	Aplin	Flowers	Derr	Nieporte
3/18	at Virginia Tech	4 (1-3)	Raleigh	Busby	Henderson	Daughtry	Walls	Aplin	Flowers	Derr	Nieporte
3/19	at Virginia Tech	5 (1-4)	Raleigh	Busby	Henderson	Daughtry	Walls	Aplin	Flowers	Derr	Nieporte
3/21	Jacksonville	1 (1-0)	Raleigh	Busby	Derr	Daughtry	Walls	Lueck	Flowers	Aplin	Nieporte
3/24	at Notre Dame	2 (2-0)	Raleigh	Busby	Derr	Daughtry	Walls	Lueck	Flowers	Aplin	Nieporte
3/24	at Notre Dame	1 (1-0)	Raleigh	Busby	Henderson	Derr	Walls	Lueck	Flowers	Aplin	Nieporte
3/25	at Notre Dame	3 (3-0)	Raleigh	Busby	Derr	Daughtry	Walls	Lueck	Flowers	Aplin	Nieporte
3/28	vs. Florida	1 (0-1)	Raleigh	Nieporte	Henderson	Daughtry	Walls	Lueck	Flowers	Aplin	Derr
3/31	North Carolina	1 (0-1)	Raleigh	Nieporte	Henderson	Mendoza	Walls	Lueck	Flowers	Aplin	Derr
4/1	North Carolina	1 (0-1)	Raleigh	Nieporte	Henderson	Mendoza	Walls	Lueck	Flowers	Aplin	Daughtry
4/2	North Carolina	1 (0-1)	Raleigh	Nieporte	Henderson	Mendoza	Daughtry	Lueck	Flowers	Aplin	Derr
4/4	FGCU	1 (1-0)	Raleigh	Mendoza	Henderson	Busby	Walls	Lueck	Flowers	Aplin	Nieporte
4/5	FGCU	2 (2-0)	Raleigh	Mendoza	Henderson	Busby	Walls	Lueck	Flowers	Aplin	Nieporte
4/7	at NC State	1 (1-0)	Raleigh	Mendoza	Henderson	Busby	Walls	Truluck	Flowers	Derr	Nieporte
4/8	at NC State	2 (1-1)	Raleigh	Mendoza	Henderson	Busby	Walls	Truluck	Flowers	Derr	Nieporte
4/9	at NC State	1 (0-1)	Raleigh	Mendoza	Henderson	Busby	Walls	Aplin	Flowers	Derr	Nieporte
4/11	Florida	1 (0-1)	Raleigh	Mendoza	Henderson	Daughtry	Walls	Aplin	Flowers	Petrey	Nieporte
4/15	Clemson	3 (2-1)	Raleigh	Mendoza	Henderson	Busby	Walls	Lueck	Flowers	Aplin	Nieporte
4/16	Clemson	4 (3-1)	Raleigh	Mendoza	Henderson	Busby	Walls	Lueck	Flowers	Aplin	Nieporte
4/17	Clemson	5 (4-1)	Raleigh	Mendoza	Henderson	Busby	Walls	Lueck	Flowers	Aplin	Nieporte
4/19	Stetson	6 (5-1)	Raleigh	Mendoza	Henderson	Busby	Walls	Lueck	Flowers	Aplin	Nieporte
4/21	at Miami	7 (6-1)	Raleigh	Mendoza	Henderson	Busby	Walls	Lueck	Flowers	Aplin	Nieporte
4/22	at Miami	8 (6-2)	Raleigh	Mendoza	Henderson	Busby	Walls	Lueck	Flowers	Aplin	Nieporte
4/25	at Stetson	1 (1-0)	Raleigh	Mendoza	Henderson	Busby	Walls	Lueck	Flowers	Derr	Nieporte

PITCHING (STARTERS)

Date	Opp. (W-L-ND)	IP	H	R	ER	BB	K
2/17	VCU (L)	5.2	9	2	2	0	4
2/18	VCU (W)	5.2	4	2	0	2	2
2/19	VCU (W)	6.0	3	2	1	1	8
2/21	USF (ND)	7.0	3	0	0	0	9
2/24	Samford (W)	5.0	3	2	2	2	6
2/25	Samford (W)	7.0	2	0	0	3	11
2/26	Samford (W)	6.0	2	1	1	0	6
2/28	at Jacksonville (ND)	6.0	5	3	3	1	7
3/3	Oakland (ND)	3.0	7	7	3	2	2
3/4	Oakland (W)	6.0	2	0	0	0	13
3/5	Oakland (ND)	4.0	7	5	4	2	5
3/7	at UCF (ND)	4.0	2	2	2	2	6
3/8	at UCF (ND)	2.0	3	0	0	0	1
3/10	Boston College (L)	6.0	8	5	5	1	2
3/11	Boston College (W)	6.0	2	1	0	2	8
3/11	Boston College (W)	6.0	6	0	0	2	5
3/14	at Florida (L)	7.0	5	1	1	0	11
3/15	at FGCU (L)	0.1	3	3	2	1	0
3/17	at Virginia Tech (W)	5.2	3	1	1	2	7
3/18	at Virginia Tech (ND)	3.2	6	6	6	3	3
3/19	at Virginia Tech (L)	5.1	8	7	7	2	7
3/21	vs. Jacksonville (ND)	0.2	3	6	6	2	0
3/24	at Notre Dame (W)	6.0	5	1	1	2	7
3/24	at Notre Dame (ND)	6.1	5	2	2	1	7
3/25	at Notre Dame (W)	9.0	3	1	0	1	7
3/28	vs. Florida (L)	5.0	5	4	4	2	5
3/31	North Carolina (L)	6.0	7	2	2	2	6
4/1	North Carolina (ND)	7.0	0	0	0	1	8
4/2	North Carolina (ND)	4.0	7	5	2	1	4
4/4	FGCU (ND)	4.0	6	3	3	0	1
4/5	FGCU (ND)	3.0	4	2	2	0	5
4/7	at NC State (W)	6.0	7	3	3	1	3
4/8	at NC State (L)	5.1	6	4	4	1	6
4/9	at NC State (L)	3.1	8	7	7	1	3
4/11	Florida (ND)	1.2	2	4	3	2	0
4/15	Clemson (ND)	1.2	6	6	6	2	0
4/16	Clemson (W)	8.0	7	3	3	3	9
4/17	Clemson (ND)	4.1	4	3	2	1	6
4/19	Stetson (ND)	4.1	4	2	2	3	4
4/21	at Miami (ND)	4.1	5	2	2	1	7
4/22	at Miami (ND)	6.1	3	4	4	3	5
4/25	at Stetson (W)	7.0	7	5	5	1	3
Totals		210.2	197	119	103	59	219

PITCHING (BULLPEN)

Date	Opp. (W-L-ND)	IP	H	R	ER	BB	K
2/17	VCU (ND)	3.1	3	1	1	0	3
2/18	VCU (ND)	3.1	1	1	1	1	4
2/19	VCU (ND)	3.0	3	1	1	1	2
2/21	USF (L)	2.0	1	4	3	3	2
2/24	Samford (ND)	4.0	3	1	1	1	6
2/25	Samford (ND)	2.0	3	0	0	0	2
2/26	Samford (ND)	3.0	5	3	3	2	3
2/28	at Jacksonville (W)	3.0	3	2	2	0	2
3/3	Oakland (W)	6.0	7	3	3	3	8
3/4	Oakland (ND)	3.0	3	1	1	2	3
3/5	Oakland (W)	5.0	3	1	0	1	7
3/7	at UCF (W)	5.0	0	0	0	1	6
3/8	at UCF (W)	7.0	4	0	0	1	9
3/10	Boston College (ND)	3.0	5	3	1	2	5
3/11	Boston College (ND)	3.0	0	0	0	1	4
3/11	Boston College (ND)	3.0	1	0	0	2	4
3/14	at Florida (ND)	1.0	1	0	0	0	1
3/15	at FGCU (ND)	7.2	2	2	2	7	4
3/17	at Virginia Tech (ND)	3.1	3	1	1	1	3
3/18	at Virginia Tech (L)	4.1	7	7	5	3	3
3/19	at Virginia Tech (ND)	2.2	9	10	10	5	3
3/21	vs. Jacksonville (W)	8.1	8	3	1	0	8
3/24	at Notre Dame (ND)	3.0	3	1	1	1	3
3/24	at Notre Dame (W)	6.2	4	1	1	3	9
3/25	at Notre Dame (-)	--	--	--	--	--	--
3/28	vs. Florida (ND)	4.0	1	0	0	1	4
3/31	North Carolina (ND)	3.0	1	1	1	2	3
4/1	North Carolina (L)	4.0	6	5	0	2	2
4/2	North Carolina (L)	5.0	8	4	3	0	6
4/4	FGCU (W)	5.0	5	3	2	3	7
4/5	FGCU (W)	2.0	1	0	0	1	4
4/7	at NC State (ND)	3.0	2	4	2	5	6
4/8	at NC State (ND)	2.2	1	0	0	1	2
4/9	at NC State (ND)	4.2	5	1	1	1	3
4/11	Florida (L)	7.1	8	6	6	6	6
4/15	Clemson (L)	7.1	9	6	4	6	6
4/16	Clemson (ND)	1.0	1	0	0	0	2
4/17	Clemson (W)	4.2	7	3	2	0	3
4/19	Stetson (W)	4.2	4	1	1	0	4
4/21	at Miami (W)	4.2	2	1	1	4	5
4/22	at Miami (ND)	3.0	2	1	0	0	4
4/25	at Stetson (ND)	2.0	1	0	0	0	2
Totals		163.2	146	82	61	73	173

SEASON & CAREER HIGHS

1 • TYLER DAUGHTRY

DAUGHTRY SEASON & CAREER HIGHS

At-Bats	5 (three times), last vs. North Carolina (4/1/17)
Runs	3 (two times), last vs. Oakland (3/5/17)
Hits	3 (two times), last vs. Boston College (3/11/17)
RBI	3 (two times), last at Notre Dame (3/24/17)
Walks	4 (two times), last vs. Boston College (3/11/17)
Hit by Pitch	1 (two times), last vs. North Carolina (3/31/17)
Stolen Bases	1 (three times), last vs. Oakland (3/5/17)

2 • JACKSON LUECK

LUECK SEASON HIGHS

At-Bats	6 (two times), last vs. Oakland (3/5/17)
Runs	2 (five times), last vs. North Carolina (4/2/17)
Hits	3 (three times), last vs. Florida Gulf Coast (4/4/17)
RBI	5 vs. Samford (2/26/17)
Walks	2 vs. North Carolina (4/2/17)
Hit by Pitch	2 vs. Oakland (3/4/17)
Stolen Bases	1 (two times), last at Jacksonville (2/28/17)

LUECK CAREER HIGHS

At-Bats	6 (three times), last vs. Oakland (3/5/17)
Runs	2 (13 times), last vs. North Carolina (4/2/17)
Hits	3 (six times), last vs. Oakland (3/3/17)
RBI	5 (two times), last vs. Samford (2/26/17)
Walks	3 vs. College of Charleston (2/27/16)
Hit by Pitch	2 vs. Oakland (3/4/17)
Stolen Bases	1 (four times), last at Jacksonville (2/28/17)

3 • NICK DERR

DERR SEASON & CAREER HIGHS

At-Bats	5 (two times), last at Notre Dame (3/24/17)
Runs	3 (three times), last vs. NC State (4/7/17)
Hits	3 (two times), last vs. Samford (2/24/17)
RBI	3 at Stetson (4/25/17)
Walks	3 vs. Boston College (3/11/17)
Hit by Pitch	3 vs. Boston College (3/11/17)
Stolen Bases	2 at UCF (3/7/17)

6 • COBI JOHNSON

JOHNSON CAREER HIGHS

Innings Pitched	7.0 at Virginia (3/22/15)
Hits Allowed	7 (two times), last vs. Wake Forest (3/15/15)
Runs Allowed	6 (two times), last at NC State (4/4/15)
Earned Runs Allowed	6 vs. UNC Wilmington (3/1/15)
Walks Allowed	3 (three times), last vs. Villanova (3/2/16)
Strikeouts	6 (three times), last at Miami (4/24/15)

7 • STEVEN WELLS

WELLS SEASON HIGHS - BATTING

At-Bats	3 at NC State (4/9/17)
Runs	2 vs. Boston College (3/11/17)
Hits	1 vs. Boston College (3/11/17)
RBI	-
Walks	1 (two times), last at Notre Dame (3/24/17)
Hit by Pitch	1 vs. Boston College (3/11/17)
Stolen Bases	-

WELLS SEASON HIGHS - PITCHING

Innings Pitched	1.0 (two times), last at Virginia Tech (3/17/17)
Hits Allowed	2 (two times), last vs. Boston College (3/10/17)
Runs Allowed	2 vs. Boston College (3/10/17)
Earned Runs Allowed	1 vs. VCU (2/17/17)
Walks Allowed	1 vs. Boston College (3/10/17)
Strikeouts	1 (three times), last at Virginia Tech (3/19/17)

WELLS CAREER HIGHS - BATTING

At-Bats	6 vs. Notre Dame (4/23/16)
Runs	2 (nine times), last vs. Boston College (3/11/17)
Hits	3 (four times), last vs. Georgia Tech - ACC Tournament (5/26/16)
RBI	5 at Wake Forest (4/16/16)
Walks	3 vs. College of Charleston (2/27/16)
Hit by Pitch	1 (two times), last vs. Boston College (3/11/17)
Stolen Bases	1 (two times), last vs. Miami (5/21/16)

WELLS CAREER HIGHS - PITCHING

Innings Pitched	1.0 (three times), last at Virginia Tech (3/17/17)
Hits Allowed	2 (two times), last vs. Boston College (3/10/17)
Runs Allowed	2 vs. Boston College (3/10/17)
Earned Runs Allowed	1 vs. VCU (2/17/17)
Walks Allowed	1 vs. Boston College (3/10/17)
Strikeouts	2 at Miami (4/26/15)

8 • J.C. FLOWERS

FLOWERS SEASON & CAREER HIGHS

At-Bats	5 (three times), last at NC State (4/7/17)
Runs	3 vs. Samford (2/26/17)
Hits	4 at Notre Dame (3/24/17)
RBI	3 (two times), last at Stetson (4/25/17)
Walks	3 vs. Oakland (3/3/17)
Hit by Pitch	2 at Notre Dame (3/24/17)
Stolen Bases	1 (six times), last at Stetson (4/25/17)

10 • TAYLOR WALLS

WALLS SEASON HIGHS

At-Bats	6 (four times), last at Stetson (4/25/17)
Runs	3 (two times), last vs. Boston College (3/11/17)
Hits	4 vs. Jacksonville (3/21/17)
RBI	3 (five times), last at NC State (4/7/17)
Walks	4 (two times), last at Notre Dame (3/24/17)
Hit by Pitch	1 vs. Boston College (3/11/17)
Stolen Bases	1 (five times), last at Notre Dame (3/24/17)

WALLS CAREER HIGHS

At-Bats	6 (nine times), last at Stetson (4/25/17)
Runs	4 at Pittsburgh (3/18/16)
Hits	4 (three times), last vs. Jacksonville (3/21/17)
RBI	4 (two times), last vs. Florida Gulf Coast (5/11/16)
Walks	4 (three times), last at Notre Dame (3/24/17)
Hit by Pitch	1 (eight times), last vs. Boston College (3/11/17)
Stolen Bases	3 vs. Villanova (3/2/16)

12 • BRANDON REITZ

REITZ SEASON & CAREER HIGHS

Innings Pitched	1.0 (three times), last vs. Boston College (3/11/17)
Hits Allowed	2 vs. Oakland (3/4/17)
Runs Allowed	1 (two times), last vs. Oakland (3/4/17)
Earned Runs Allowed	1 (two times), last vs. Oakland (3/4/17)
Walks Allowed	1 (two times), last vs. Oakland (3/4/17)
Strikeouts	2 vs. Samford (2/24/17)

13 • DONOVAN PETREY

PETREY SEASON HIGHS

At-Bats	2 (two times), last vs. Florida (4/11/17)
Runs	1 vs. Samford (2/25/17)
Hits	1 (two times), last vs. Florida (4/11/17)
RBI	1 (two times), last at NC State (4/7/17)
Walks	1 (four times), last at Notre Dame (3/24/17)
Hit by Pitch	1 vs. VCU (2/19/17)
Stolen Bases	-

PETREY CAREER HIGHS

At-Bats	5 vs. Rhode Island (2/21/16)
Runs	2 (two times), last at Wake Forest (4/16/16)
Hits	3 vs. Rhode Island (2/21/16)
RBI	3 vs. Rhode Island (2/21/16)
Walks	1 (17 times), last at Notre Dame (3/24/17)
Hit by Pitch	1 (six times), last vs. VCU (2/19/17)
Stolen Bases	1 (two times), last at Clemson (5/1/16)

14 • TYLER HOLTON

HOLTON SEASON HIGHS - PITCHING

Innings Pitched	8.0 vs. Clemson (4/16/17)
Hits Allowed	6 (two times), last at NC State (4/8/17)
Runs Allowed	6 at Virginia Tech (3/18/17)
Earned Runs Allowed	6 at Virginia Tech (3/18/17)
Walks Allowed	3 (four times), last at Miami (4/22/17)
Strikeouts	13 vs. Oakland (3/4/17)

HOLTON CAREER HIGHS - BATTING

At-Bats	4 (two times), last vs. South Alabama - NCAA Tournament (6/5/16)
Runs	2 vs. Villanova (3/2/16)
Hits	1 (six times), last vs. South Alabama - NCAA Tournament (6/5/16)
RBI	2 (two times), last vs. South Alabama - NCAA Tournament (6/5/16)
Walks	1 (four times), last at Florida - NCAA Tournament (6/11/16)
Hit by Pitch	2 vs. Rhode Island (2/21/16)
Stolen Bases	-

HOLTON CAREER HIGHS - PITCHING

Innings Pitched	8.0 vs. Clemson (4/16/17)
Hits Allowed	9 vs. Jacksonville (3/1/16)
Runs Allowed	6 (two times), last at Virginia Tech (3/18/17)
Earned Runs Allowed	6 at Virginia Tech (3/18/17)
Walks Allowed	3 (seven times), last at Miami (4/22/17)
Strikeouts	13 vs. Oakland (3/4/17)

15 • HANK TRULUCK

TRULUCK SEASON HIGHS

At-Bats	2 at NC State (4/7/17)
Runs	1 (three times), last at Notre Dame (3/24/17)
Hits	1 (four times), last at Virginia Tech (3/17/17)
RBI	1 vs. Oakland (3/3/17)
Walks	1 (two times), last at Virginia Tech (3/19/17)
Hit by Pitch	2 vs. Boston College (3/11/17)
Stolen Bases	-

TRULUCK CAREER HIGHS

At-Bats	4 (six times), last vs. Clemson - ACC Tournament (5/29/16)
Runs	2 (five times), last at USF (3/8/16)
Hits	2 (six times), last vs. Bowling Green State (5/7/16)
RBI	4 vs. USF (3/15/15)
Walks	4 at Virginia (3/22/15)
Hit by Pitch	2 (two times), last vs. Boston College (3/11/17)
Stolen Bases	1 (five times), last vs. Coastal Carolina (5/21/15)

17 • CLAYTON KWIATKOWSKI

KWIATKOWSKI SEASON & CAREER HIGHS

Innings Pitched	3.2 vs. Stetson (4/19/17)
Hits Allowed	3 (two times), last vs. Stetson (4/19/17)
Runs Allowed	3 vs. Clemson (4/15/17)
Earned Runs Allowed	3 vs. Clemson (4/15/17)
Walks Allowed	2 (two times), last vs. Clemson (4/15/17)
Strikeouts	3 (three times), last vs. Stetson (4/19/17)

18 • ED VOYLES

E. VOYLES SEASON HIGHS

Innings Pitched	2.0 at UCF (3/8/17)
Hits Allowed	4 vs. Oakland (3/3/17)
Runs Allowed	3 (two times), last at Florida Gulf Coast (3/15/17)
Earned Runs Allowed	3 vs. Oakland (3/3/17)
Walks Allowed	1 at Florida Gulf Coast (3/15/17)
Strikeouts	1 (four times), last vs. Boston College (3/11/17)

E. VOYLES CAREER HIGHS

Innings Pitched	4.0 (two times), last at Wake Forest (4/17/16)
Hits Allowed	5 (four times), last at Duke (5/15/16)
Runs Allowed	6 vs. Clemson - ACC Tournament (5/29/16)
Earned Runs Allowed	3 (three times), last vs. Oakland (3/3/17)
Walks Allowed	2 (five times), last vs. Clemson - ACC Tournament (5/29/16)
Strikeouts	6 vs. Villanova (3/2/16)

19 • ANDREW KARP

KARP SEASON HIGHS

Innings Pitched	7.0 (two times), last at Florida (3/14/17)
Hits Allowed	6 vs. Florida Gulf Coast (4/4/17)
Runs Allowed	6 vs. Jacksonville (3/21/17)
Earned Runs Allowed	6 vs. Jacksonville (3/21/17)
Walks Allowed	2 (four times), last vs. Florida (4/11/17)
Strikeouts	11 at Florida (3/14/17)

KARP CAREER HIGHS

Innings Pitched	7.0 (two times), last at Florida (3/14/17)
Hits Allowed	6 vs. Florida Gulf Coast (4/4/17)
Runs Allowed	6 vs. Jacksonville (3/21/17)
Earned Runs Allowed	6 vs. Jacksonville (3/21/17)
Walks Allowed	3 at Jacksonville (5/10/16)
Strikeouts	11 at Florida (3/14/17)

SEASON & CAREER HIGHS

20 • KYLE CAVANAUGH

CAVANAUGH SEASON & CAREER HIGHS

At-Bats	2 (three times), last vs. Oakland (3/4/17)
Runs	1 (two times), last vs. Boston College (3/11/17)
Hits	2 vs. Samford (2/24/17)
RBI	–
Walks	1 (two times), last vs. Boston College (3/11/17)
Hit by Pitch	1 at Virginia Tech (3/17/17)
Stolen Bases	–

22 • DREW MENDOZA

MENDOZA SEASON & CAREER HIGHS

At-Bats	5 at NC State (4/7/17)
Runs	2 vs. Clemson (4/15/17)
Hits	3 at NC State (4/7/17)
RBI	4 at NC State (4/7/17)
Walks	1 (eight times), last at Stetson (4/25/17)
Hit by Pitch	1 (two times), last vs. Stetson (4/19/17)
Stolen Bases	1 (three times), last vs. Stetson (4/19/17)

23 • RYAN MEJIA

MEJIA SEASON & CAREER HIGHS

At-Bats	1 (five times), last vs. Boston College (3/11/17)
Runs	–
Hits	1 (two times), last vs. Boston College (3/11/17)
RBI	2 vs. Boston College (3/11/17)
Walks	1 vs. Samford (2/24/17)
Hit by Pitch	–
Stolen Bases	–

24 • MATT HENDERSON

HENDERSON SEASON HIGHS

At-Bats	4 (six times), last vs. Clemson (4/15/17)
Runs	2 (five times), last vs. Clemson (4/17/17)
Hits	3 vs. Clemson (4/15/17)
RBI	4 vs. Clemson (4/15/17)
Walks	3 (four times), last at Stetson (4/25/17)
Hit by Pitch	1 (seven times), last at Stetson (4/25/17)
Stolen Bases	1 (four times), last vs. Clemson (4/16/17)

HENDERSON CAREER HIGHS

At-Bats	5 (two times), last vs. Villanova (3/2/16)
Runs	3 (four times), last vs. South Alabama - NCAA Tournament (6/5/16)
Hits	4 vs. Louisville (4/8/16)
RBI	4 vs. Clemson (4/15/17)
Walks	3 (seven times), last at Stetson (4/25/17)
Hit by Pitch	2 vs. Miami (5/21/16)
Stolen Bases	2 at Pittsburgh (3/19/16)

25 • RONNIE RAMIREZ

RAMIREZ CAREER HIGHS

Innings Pitched	1.1 vs. St. John's (3/4/16)
Hits Allowed	4 vs. Georgia Tech (3/12/16)
Runs Allowed	4 vs. Georgia Tech (3/12/16)
Earned Runs Allowed	3 vs. Georgia Tech (3/12/16)
Walks Allowed	1 vs. Georgia Tech (3/12/16)
Strikeouts	1 (two times), last vs. Georgia Tech (3/12/16)

26 • COLE SANDS

SANDS SEASON HIGHS

Innings Pitched	6.0 (four times), last at NC State (4/7/17)
Hits Allowed	8 vs. Boston College (3/10/17)
Runs Allowed	7 vs. Oakland (3/3/17)
Earned Runs Allowed	6 vs. Clemson (4/15/17)
Walks Allowed	2 (seven times), last vs. Clemson (4/15/17)
Strikeouts	7 (three times), last at Miami (4/21/17)

SANDS CAREER HIGHS

Innings Pitched	6.0 (six times), last at NC State (4/7/17)
Hits Allowed	8 (two times), last vs. Boston College (3/10/17)
Runs Allowed	7 vs. Oakland (3/3/17)
Earned Runs Allowed	6 vs. Clemson (4/15/17)
Walks Allowed	5 at Pittsburgh (3/20/16)
Strikeouts	7 (three times), last at Miami (4/21/17)

28 • DYLAN BUSBY

BUSBY SEASON HIGHS

At-Bats	7 at Notre Dame (3/24/17)
Runs	4 vs. Oakland (3/5/17)
Hits	3 (five times), last at Miami (4/21/17)
RBI	4 (three times), last at Miami (4/21/17)
Walks	1 (nine times), last at Stetson (4/25/17)
Hit by Pitch	1 (six times), last vs. Florida Gulf Coast (4/4/17)
Stolen Bases	2 vs. Samford (2/26/17)

BUSBY CAREER HIGHS

At-Bats	8 at Miami (4/24/15)
Runs	4 vs. Oakland (3/5/17)
Hits	4 vs. Miami - ACC Tournament (5/28/16)
RBI	5 (two times), last vs. Alabama State (6/3/16)
Walks	4 vs. Villanova (3/2/16)
Hit by Pitch	2 (two times), last vs. Coastal Carolina (5/3/15)
Stolen Bases	2 (four times), last vs. Samford (2/26/17)

29 • QUINCY NIEPORTE

NIEPORTE SEASON HIGHS

At-Bats	5 (seven times), last at Miami (4/22/17)
Runs	3 vs. Samford (2/24/17)
Hits	2 (11 times), last at Stetson (4/25/17)
RBI	6 at Virginia Tech (3/18/17)
Walks	2 (three times), last at Florida Gulf Coast (3/15/17)
Hit by Pitch	2 vs. Oakland (3/3/17)
Stolen Bases	–

NIEPORTE CAREER HIGHS

At-Bats	6 (two times), last vs. Notre Dame (4/23/16)
Runs	3 (four times), last vs. Samford (2/24/17)
Hits	4 (two times), last vs. Notre Dame (4/23/16)
RBI	7 vs. UCF (3/11/15)
Walks	2 (four times), last at Florida Gulf Coast (3/15/17)
Hit by Pitch	2 (two times), last vs. Oakland (3/3/17)
Stolen Bases	1 (three times), last at Pittsburgh (3/19/16)

30 • WILL ZIRZOW

ZIRZOW SEASON HIGHS

Innings Pitched	5.0 at UCF (3/8/17)
Hits Allowed	4 (three times), last vs. Stetson (4/19/17)
Runs Allowed	4 at Virginia Tech (3/18/17)
Earned Runs Allowed	2 (five times), last vs. Stetson (4/19/17)
Walks Allowed	3 (two times), last vs. Stetson (4/19/17)
Strikeouts	7 at UCF (3/8/17)

ZIRZOW CAREER HIGHS

Innings Pitched	5.0 at UCF (3/8/17)
Hits Allowed	4 (four times), last vs. Stetson (4/19/17)
Runs Allowed	4 (two times), last at Virginia Tech (3/18/17)
Earned Runs Allowed	4 at NC State (4/4/15)
Walks Allowed	3 (two times), last vs. Stetson (4/19/17)
Strikeouts	7 at UCF (3/8/17)

31 • ALEC BYRD

BYRD SEASON HIGHS

Innings Pitched	3.0 vs. Clemson (4/17/17)
Hits Allowed	5 (two times), last at Virginia Tech (3/19/17)
Runs Allowed	6 at Virginia Tech (3/19/17)
Earned Runs Allowed	6 at Virginia Tech (3/19/17)
Walks Allowed	3 at Florida Gulf Coast (3/15/17)
Strikeouts	4 at UCF (3/7/17)

BYRD CAREER HIGHS

Innings Pitched	5.2 vs. USF (3/4/15)
Hits Allowed	6 vs. UCF (3/10/15)
Runs Allowed	6 (two times), last at Virginia Tech (3/19/17)
Earned Runs Allowed	6 (two times), last at Virginia Tech (3/19/17)
Walks Allowed	3 (three times), last at Florida Gulf Coast (3/15/17)
Strikeouts	8 vs. UNC Wilmington (2/27/15)

32 • GRANT STEWART

STEWART SEASON & CAREER HIGHS

Innings Pitched	2.0 (two times), last at NC State (4/9/17)
Hits Allowed	3 at NC State (4/9/17)
Runs Allowed	2 at Virginia Tech (3/19/17)
Earned Runs Allowed	2 at Virginia Tech (3/19/17)
Walks Allowed	1 (six times), last vs. Clemson (4/15/17)
Strikeouts	4 vs. Florida Gulf Coast (4/5/17)

33 • CHASE HANEY

HANEY SEASON HIGHS

Innings Pitched	2.1 vs. North Carolina (4/2/17)
Hits Allowed	4 (two times), last vs. Florida (4/11/17)
Runs Allowed	4 vs. Florida (4/11/17)
Earned Runs Allowed	4 vs. Florida (4/11/17)
Walks Allowed	1 (seven times), last vs. Florida (4/11/17)
Strikeouts	3 at Notre Dame (3/24/17)

HANEY CAREER HIGHS

Innings Pitched	3.2 vs. Georgia Tech (3/12/16)
Hits Allowed	4 (four times), last vs. Florida (4/11/17)
Runs Allowed	4 vs. Florida (4/11/17)
Earned Runs Allowed	4 vs. Florida (4/11/17)
Walks Allowed	3 (two times), last at USF (3/8/16)
Strikeouts	4 at USF (3/8/16)

35 • CAL RALEIGH

RALEIGH SEASON HIGHS

At-Bats	7 at Notre Dame (3/24/17)
Runs	3 (three times), last vs. Jacksonville (3/21/17)
Hits	3 (two times), last vs. Jacksonville (3/21/17)
RBI	2 (four times), last vs. North Carolina (4/2/17)
Walks	3 at Stetson (4/25/17)
Hit by Pitch	1 (two times), last vs. North Carolina (3/31/17)
Stolen Bases	1 vs. Oakland (3/5/17)

RALEIGH CAREER HIGHS

At-Bats	7 at Notre Dame (3/24/17)
Runs	3 (four times), last vs. Jacksonville (3/21/17)
Hits	3 (five times), last vs. Jacksonville (3/21/17)
RBI	4 at Pittsburgh (3/19/16)
Walks	3 at Florida - NCAA Tournament (6/11/16)
Hit by Pitch	1 (six times), last vs. North Carolina (3/31/17)
Stolen Bases	1 (two times), last vs. Oakland (3/5/17)

38 • RHETT APLIN

APLIN SEASON & CAREER HIGHS

At-Bats	5 (eight times), last vs. Clemson (4/15/17)
Runs	4 vs. Samford (2/24/17)
Hits	4 vs. Samford (2/24/17)
RBI	4 vs. Samford (2/24/17)
Walks	2 (five times), last at NC State (4/9/17)
Hit by Pitch	1 (five times), last vs. Stetson (4/19/17)
Stolen Bases	2 at Florida Gulf Coast (3/15/17)

42 • JIM VOYLES

J. VOYLES SEASON HIGHS

Innings Pitched	3.1 vs. Jacksonville (3/21/17)
Hits Allowed	4 vs. Jacksonville (3/21/17)
Runs Allowed	4 at NC State (4/7/17)
Earned Runs Allowed	2 (two times), last at NC State (4/7/17)
Walks Allowed	3 at NC State (4/7/17)
Strikeouts	5 vs. Oakland (3/5/17)

J. VOYLES CAREER HIGHS

Innings Pitched	5.0 vs. UCF (3/22/16)
Hits Allowed	6 vs. Florida Gulf Coast (4/8/15)
Runs Allowed	7 vs. Clemson - ACC Tournament (5/29/16)
Earned Runs Allowed	7 vs. Clemson - ACC Tournament (5/29/16)
Walks Allowed	3 (four times), last at NC State (4/7/17)
Strikeouts	6 at Pittsburgh (3/19/16)

SEASON & CAREER HIGHS

43 • DREW PARRISH

PARRISH SEASON & CAREER HIGHS

Innings Pitched	9.0 at Notre Dame (3/25/17)
Hits Allowed	8 (two times), last at NC State (4/9/17)
Runs Allowed	7 (two times), last at NC State (4/9/17)
Earned Runs Allowed	7 (two times), last at NC State (4/9/17)
Walks Allowed	2 (three times), last at Virginia Tech (3/19/17)
Strikeouts	7 (two times), last at Notre Dame (3/25/17)

46 • DREW CARLTON

CARLTON SEASON HIGHS

Innings Pitched	5.2 vs. VCU (2/17/17)
Hits Allowed	9 vs. VCU (2/17/17)
Runs Allowed	5 vs. North Carolina (4/1/17)
Earned Runs Allowed	2 (three times), last vs. Clemson (4/17/17)
Walks Allowed	2 (two times), last vs. North Carolina (4/1/17)
Strikeouts	7 at Notre Dame (3/24/17)

CARLTON CAREER HIGHS

Innings Pitched	9.0 at Florida - NCAA Tournament (6/11/16)
Hits Allowed	11 at Wake Forest (4/16/16)
Runs Allowed	8 at Wake Forest (4/16/16)
Earned Runs Allowed	7 (three times), last at Wake Forest (4/16/16)
Walks Allowed	4 at Clemson (5/1/16)
Strikeouts	9 (three times), last vs. Bowling Green State (5/7/16)

53 • BRYAN BUSSEY

BUSSEY SEASON HIGHS

At-Bats	2 vs. Samford (2/24/17)
Runs	1 (three times), last vs. Florida (4/11/17)
Hits	1 (two times), last vs. Florida (4/11/17)
RBI	1 vs. Oakland (3/5/17)
Walks	1 vs. Boston College (3/11/17)
Hit by Pitch	1 vs. Oakland (3/5/17)
Stolen Bases	-

BUSSEY CAREER HIGHS

At-Bats	3 (two times), last vs. Villanova (3/2/16)
Runs	1 (five times), last vs. Florida (4/11/17)
Hits	1 (six times), last vs. Florida (4/11/17)
RBI	2 vs. Villanova (3/2/16)
Walks	1 (two times), last vs. Boston College (3/11/17)
Hit by Pitch	1 (three times), last vs. Oakland (3/5/17)
Stolen Bases	-

FSU SEASON STATS

2017 Florida State Baseball Overall Statistics for Florida State (as of Apr 25, 2017) (All games Sorted by Batting avg)

Record: 26-16 Home: 16-8 Away: 10-7 Neutral: 0-1 ACC: 10-10

Player	avg	gp-gs	ab	r	h	2b	3b	hr	rbi	tb	slg%	bb	hp	so	gdp	ob%	sf	sh	sb-att	po	a	e	fld%	
38 APLIN,Rhett	.315	41-36	130	32	41	7	1	6	24	68	.523	21	5	27	2	.424	2	2	4-6	40	4	0	1.000	
28 BUSBY,Dylan	.308	37-36	146	28	45	13	1	8	41	84	.575	9	6	36	3	.368	2	3	6-7	96	53	9	.943	
29 NIEPORTE,Quincy	.288	41-41	153	28	44	10	0	8	49	78	.510	16	6	21	0	.365	6	1	0-0	150	9	3	.981	
2 LUECK,Jackson	.284	30-28	116	21	33	6	0	4	28	51	.440	9	5	28	4	.353	3	0	2-3	35	0	0	1.000	
8 FLOWERS,JC	.280	42-42	132	31	37	3	2	2	23	50	.379	27	7	37	5	.425	1	5	6-6	86	1	1	.989	
10 WALLS,Taylor	.253	41-41	154	45	39	6	2	5	30	64	.416	39	1	29	4	.403	2	0	5-7	60	108	8	.955	
24 HENDERSON,Matt	.242	41-37	95	23	23	2	0	0	13	25	.263	29	7	24	1	.440	3	6	4-4	58	78	6	.958	
3 DERR,Nick	.242	37-28	95	27	23	2	1	1	16	30	.316	27	7	28	1	.429	4	1	6-6	25	17	5	.894	
35 RALEIGH,Cal	.233	42-42	159	34	37	10	1	6	24	67	.421	27	2	24	5	.347	2	0	1-1	348	45	8	.980	

30 ZIRZOW,Will	1.000	1-0	1	0	1	0	0	0	0	1	1.000	0	0	0	0	1.000	0	0	0-0	4	7	1	.917	
23 MEJIA,Ryan	.400	7-0	5	0	2	0	0	0	3	2	.400	1	0	0	0	.500	0	0	0-0	2	0	0	1.000	
22 MENDOZA,Drew	.268	16-16	56	9	15	5	0	1	11	23	.411	8	2	19	3	.368	2	1	3-3	121	9	5	.963	
15 TRULUCK,Hank	.235	27-3	17	3	4	1	0	1	1	8	.471	2	3	10	1	.409	0	1	0-1	6	5	0	1.000	
1 DAUGHTRY,Tyler	.209	32-24	86	19	18	6	0	1	13	27	.314	29	2	23	2	.412	2	0	3-3	19	30	4	.925	
20 CAVANAUGH,Kyle	.200	13-2	15	2	3	0	0	0	0	3	.200	2	1	7	0	.333	0	0	0-0	14	2	0	1.000	
53 BUSSEY,Bryan	.200	17-0	10	3	2	1	0	0	1	3	.300	1	1	0	0	.308	1	0	0-0	27	3	0	1.000	
13 PETREY,Donovan	.125	18-1	16	1	2	0	0	0	2	2	.125	4	1	4	1	.333	0	0	0-0	6	0	1	.857	
7 WELLS,Steven	.100	11-1	10	2	1	0	0	0	0	1	.100	2	1	3	0	.308	0	0	0-0	9	3	0	1.000	
17 KWIATKOWSKI,Clayton	.000	1-0	1	0	0	0	0	0	0	0	.000	0	0	0	0	.000	0	0	0-0	1	2	1	.750	
46 CARLTON,Drew	.000	1-0	1	0	0	0	0	0	0	0	.000	0	0	0	0	.000	0	0	0-0	3	4	0	1.000	
14 HOLTON,Tyler	.000	1-0	1	0	0	0	0	0	0	0	.000	0	0	1	0	.000	0	0	0-0	5	13	1	.947	
Totals	.264	42	1399	308	370	72	8	43	279	587	.420	253	57	321	32	.391	30	20	40-47	1123	422	54	.966	
Opponents	.242	42	1417	201	343	77	6	28	183	516	.364	132	43	392	22	.323	11	27	21-33	1097	362	60	.961	

LOB - Team (354), Opp (306). DPs turned - Team (24), Opp (36).

(All games Sorted by Earned run avg)

Player	era	w-l	app	gs	cg	sho	sv	ip	h	r	er	bb	so	2b	3b	hr	b/avg	wp	hp	bk	sfa	sha		
14 HOLTON,Tyler	2.92	5-1	10	10	0	0/1	0	61.2	36	22	20	18	78	4	0	5	.166	4	8	0	0	6		
26 SANDS,Cole	4.56	5-2	10	10	0	0/0	0	49.1	55	31	25	17	42	16	0	4	.291	2	3	0	1	2		
43 PARRISH,Drew	5.19	4-2	11	9	1	0/1	0	50.1	53	35	29	12	47	9	1	4	.264	2	4	0	1	2		

46 CARLTON,Drew	1.64	2-3	19	1	0	0/2	3	33.0	30	13	6	7	31	5	1	2	.234	2	4	0	3	1		
17 KWIATKOWSKI,Clayton	2.50	1-0	12	0	0	0/0	0	18.0	13	5	5	6	19	5	2	1	.200	2	2	1	1	0		
7 WELLS,Steven	2.70	0-0	6	0	0	0/0	0	3.1	8	3	1	1	3	2	0	0	.471	1	1	0	1	1		
42 VOYLES,Jim	3.03	3-0	18	0	0	0/2	0	29.2	29	14	10	18	31	9	1	2	.250	6	0	0	1	0		
30 ZIRZOW,Will	3.52	1-1	16	2	0	0/1	0	30.2	25	16	12	15	38	7	0	1	.217	9	6	0	0	4		
33 HANEY,Chase	3.70	1-2	22	0	0	0/1	0	24.1	20	10	10	7	20	6	0	1	.227	1	4	1	3	1		
32 STEWART,Grant	5.00	1-0	8	0	0	0/0	0	9.0	9	5	5	6	12	3	0	1	.290	2	3	0	0	2		
31 BYRD,Alec	5.30	2-2	20	0	0	0/1	0	18.2	17	13	11	13	24	2	0	2	.236	0	3	0	0	2		
19 KARP,Andrew	5.35	0-2	9	8	0	0/0	0	37.0	32	23	22	9	40	4	0	4	.235	0	4	0	0	3		
12 REITZ,Brandon	6.00	0-0	3	0	0	0/0	0	3.0	3	2	2	2	3	0	0	1	.250	2	0	0	0	0		
18 VOYLES,Ed	8.53	1-1	6	2	0	0/2	0	6.1	13	9	6	1	4	5	1	0	.433	0	1	0	0	3		
Totals	3.94	26-16	42	42	1	3/3	3	374.1	343	201	164	132	392	77	6	28	.242	33	43	2	11	27		
Opponents	6.72	16-26	42	42	1	3/3	10	365.2	370	308	273	253	321	72	8	43	.264	25	57	4	30	20		

PB - Team (8), RALEIGH,C 7, BUSSEY,B 1, Opp (19). Pickoffs - Team (6), RALEIGH,C 5, HOLTON,T 1, Opp (6).

FSU SEASON STATS (ACC)

2017 Florida State Baseball Conference statistics for Florida State (as of Apr 26, 2017) (ACC games only Sorted by Batting avg)

Record: 10-10 Home: 4-5 Away: 6-5 ACC: 10-10

Player	avg	gp-gs	ab	r	h	2b	3b	hr	rbi	tb	slg%	bb	hp	so	gdp	ob%	sf	sh	sb-att	po	a	e	fld%	
28 BUSBY,Dylan	.333	17-17	72	11	24	7	0	5	24	46	.639	2	1	15	2	.351	2	1	0-0	58	17	3	.962	
38 APLIN,Rhett	.329	20-18	70	16	23	2	1	4	11	39	.557	11	0	16	1	.415	1	2	1-3	22	3	0	1.000	
29 NIEPORTE,Quincy	.299	19-19	77	9	23	6	0	4	24	41	.532	5	1	9	0	.337	3	0	0-0	37	2	1	.975	
8 FLOWERS,JC	.299	20-20	67	16	20	2	2	1	9	29	.433	14	3	20	2	.440	0	1	3-3	46	1	0	1.000	
24 HENDERSON,Matt	.256	20-18	43	11	11	1	0	0	9	12	.279	15	3	10	0	.460	2	5	2-2	32	37	6	.920	
35 RALEIGH,Cal	.234	20-20	77	15	18	7	0	2	10	31	.403	12	1	10	3	.341	1	0	0-0	167	23	2	.990	
10 WALLS,Taylor	.205	19-19	73	18	15	0	1	3	13	26	.356	16	1	17	3	.352	1	0	1-2	25	57	3	.965	
3 DERR,Nick	.159	17-14	44	14	7	1	1	0	6	10	.227	13	4	14	1	.387	1	0	2-2	13	9	3	.880	

23 MEJIA,Ryan	.500	2-0	2	0	1	0	0	0	2	1	.500	0	0	0	0	.500	0	0	0-0	1	0	0	1.000	
2 LUECK,Jackson	.245	12-11	49	9	12	1	0	4	9	25	.510	3	2	13	2	.309	1	0	0-0	23	0	0	1.000	
22 MENDOZA,Drew	.244	11-11	41	7	10	3	0	1	7	16	.390	6	1	16	2	.347	1	0	1-1	78	8	5	.945	
1 DAUGHTRY,Tyler	.216	14-10	37	6	8	2	0	1	5	13	.351	16	1	11	1	.463	0	0	0-0	8	20	2	.933	
53 BUSSEY,Bryan	.200	7-0	5	2	1	1	0	0	0	2	.400	1	0	0	0	.333	0	0	0-0	12	0	0	1.000	
15 TRULUCK,Hank	.143	12-2	7	1	1	1	0	0	0	2	.286	1	2	5	0	.400	0	1	0-1	3	2	0	1.000	
13 PETREY,Donovan	.125	10-0	8	0	1	0	0	0	1	1	.125	3	0	2	0	.364	0	0	0-0	4	0	0	1.000	
7 WELLS,Steven	.111	9-1	9	2	1	0	0	0	0	1	.111	1	1	2	0	.273	0	0	0-0	6	0	0	1.000	
20 CAVANAUGH,Kyle	.000	5-0	4	1	0	0	0	0	0	0	.000	1	1	2	0	.333	0	0	0-0	7	0	0	1.000	
17 KWIATKOWSKI,Clayton	.000	1-0	1	0	0	0	0	0	0	0	.000	0	0	0	0	.000	0	0	0-0	0	2	0	1.000	
46 CARLTON,Drew	.000	1-0	1	0	0	0	0	0	0	0	.000	0	0	0	0	.000	0	0	0-0	0	3	0	1.000	
Totals	.256	20	687	138	176	34	5	25	130	295	.429	120	22	162	17	.378	13	10	10-14	547	204	27	.965	
Opponents	.258	20	706	112	182	43	2	20	103	289	.409	72	22	186	11	.342	6	11	9-17	549	183	18	.976	

LOB - Team (165), Opp (158). DPs turned - Team (12), Opp (19).

(ACC games only Sorted by Earned run avg)

Player	era	w-l	app	gs	cg	sho	sv	ip	h	r	er	bb	so	2b	3b	hr	b/avg	wp	hp	bk	sfa	sha
14 HOLTON,Tyler	4.01	2-1	7	7	0	0/0	0	42.2	29	20	19	14	46	3	0	5	.187	2	5	0	0	5
26 SANDS,Cole	5.05	3-2	7	7	0	0/0	0	35.2	41	20	20	11	32	11	0	3	.304	1	2	0	1	1
43 PARRISH,Drew	5.06	2-2	6	6	1	0/1	0	32.0	36	23	18	8	32	7	0	3	.277	2	2	0	0	1

7 WELLS,Steven	0.00	0-0	3	0	0	0/0	0	1.1	4	2	0	1	2	2	0	0	.444	0	0	0	0	0
12 REITZ,Brandon	0.00	0-0	1	0	0	0/0	0	1.0	0	0	0	0	1	0	0	0	.000	0	0	0	0	0
18 VOYLES,Ed	0.00	0-0	1	0	0	0/1	0	1.0	0	0	0	0	1	0	0	0	.000	0	0	0	0	0
46 CARLTON,Drew	2.35	0-2	9	0	0	0/1	1	15.1	17	11	4	6	16	3	1	2	.266	2	3	0	2	1
33 HANEY,Chase	2.45	0-1	8	0	0	0/1	0	11.0	8	3	3	3	10	2	0	1	.205	0	2	0	1	0
42 VOYLES,Jim	3.86	2-0	8	0	0	0/0	0	14.0	11	8	6	11	14	5	0	2	.212	4	0	0	1	0
17 KWIATKOWSKI,Clayton	4.15	0-0	6	0	0	0/0	0	8.2	6	4	4	4	10	4	1	0	.200	2	2	1	1	0
31 BYRD,Alec	6.52	1-1	10	0	0	0/1	0	9.2	12	9	7	7	11	1	0	2	.300	0	2	0	0	1
32 STEWART,Grant	7.71	0-0	4	0	0	0/0	0	4.2	6	4	4	3	4	2	0	1	.375	0	2	0	0	1
30 ZIRZOW,Will	8.44	0-1	5	0	0	0/0	0	5.1	12	8	5	4	7	3	0	1	.400	4	2	0	0	1
Totals	4.44	10-10	20	20	1	1/1	1	182.1	182	112	90	72	186	43	2	20	.258	17	22	1	6	11
Opponents	6.30	10-10	20	20	0	1/1	5	183.0	176	138	128	120	162	34	5	25	.256	10	22	1	13	10

PB - Team (3), RALEIGH,C 2, BUSSEY,B 1, Opp (9). Pickoffs - Team (2), RALEIGH,C 2, Opp (4).