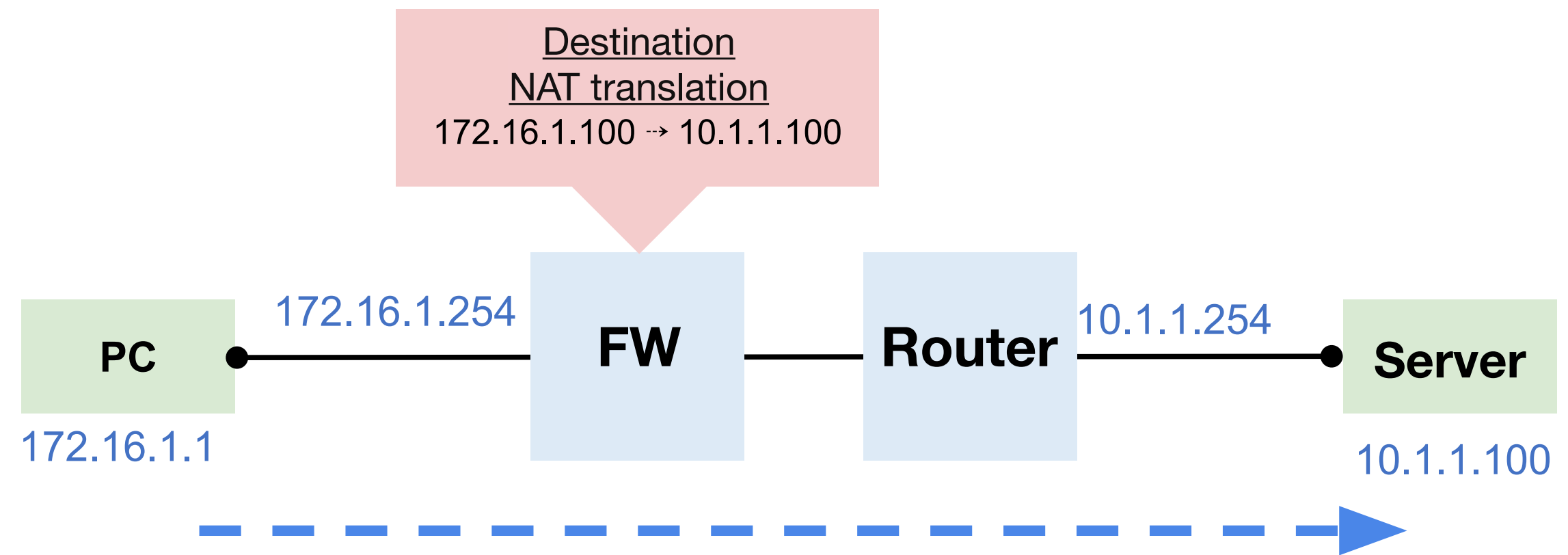


# Example of Test Scenario Description in Destination NAT Environment

## Communication requirements

- ① Access NAT IP address (172.16.1.100) set in the firewall from the PC (172.16.1.1).
- ② The destination IP is NAT-translated by the firewall and arrives at the server (10.1.1.100).



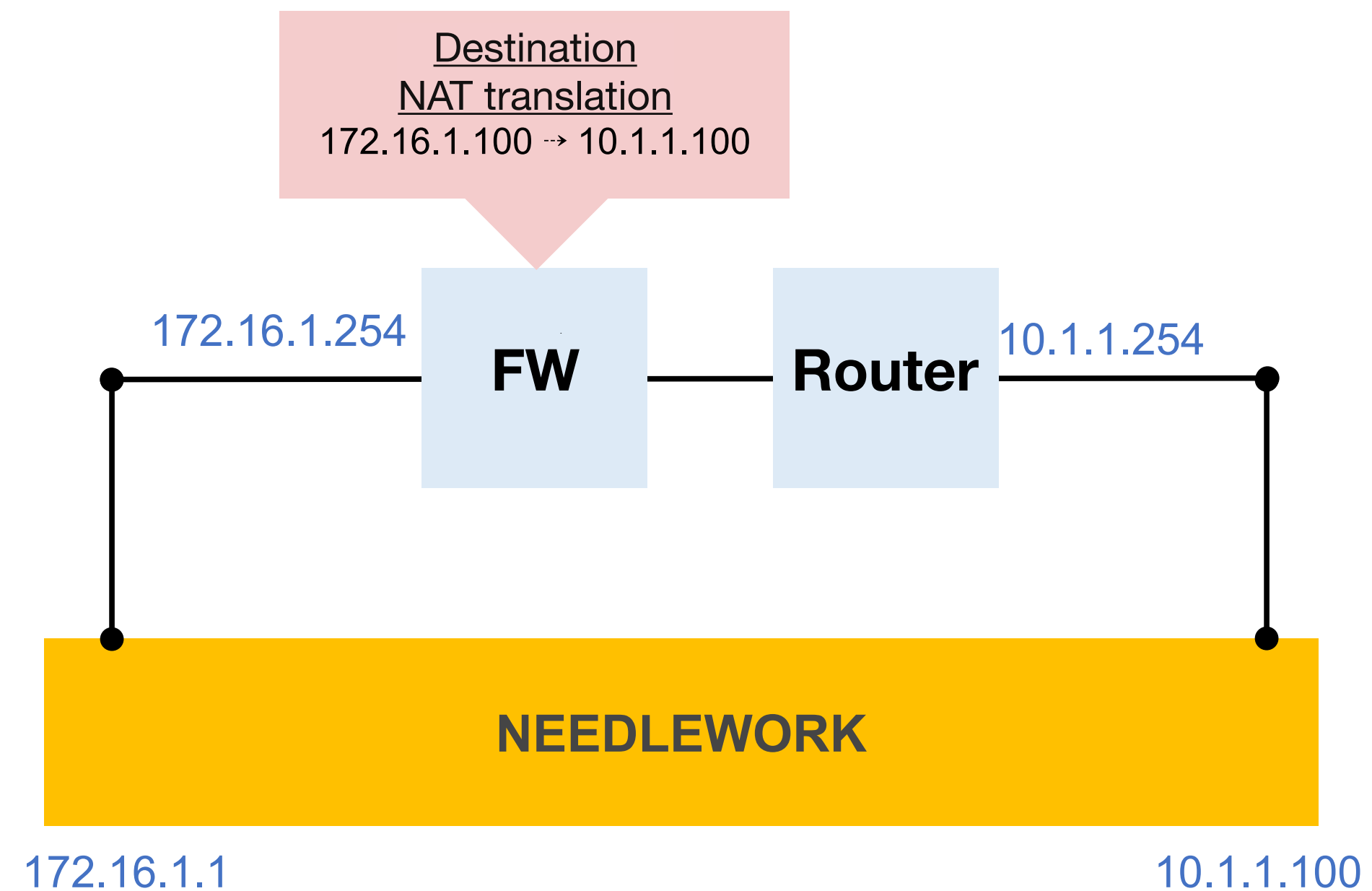
## Scenario description method

### ■ Policy test

- Source IP: 172.16.1.1
- Source FW IP: 172.16.1.254
- IP before destination NAT: 172.16.1.100
- Destination IP: 10.1.1.100
- Destination FW IP: 10.1.1.254

### ■ Network test / Throughput test / Session test

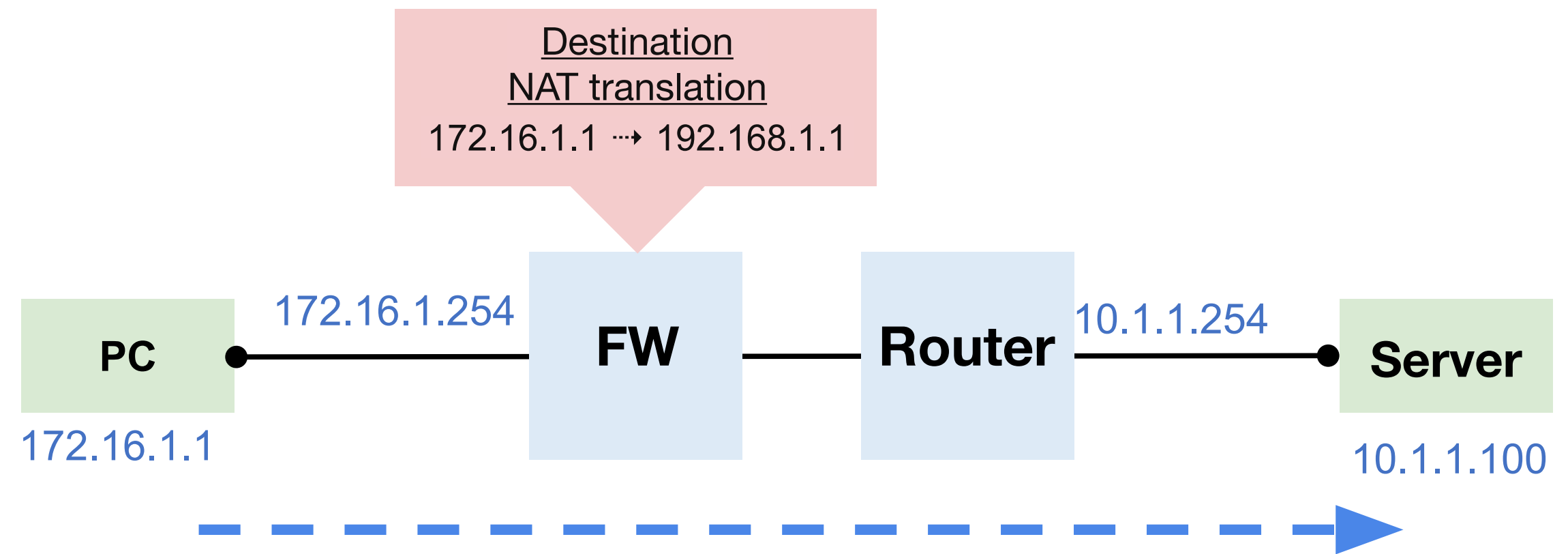
- Source IP: 172.16.1.1
- Source next hop IP: 172.16.1.254
- Destination IP: 172.16.1.100
- Destination next hop IP: 10.1.1.254



# Example of Test Scenario Description in Source NAT Environment

## Communication requirements

- ① Access server (10.1.1.100) from PC (172.16.1.1).
- ② The source IP is NAT-translated by the firewall and arrives at the server (10.1.1.100).



## Scenario description method

### ■ Policy test

- Source IP: 172.16.1.1
- Source FW IP: 172.16.1.254
- IP after source NAT: 192.168.1.1
- Destination IP: 10.1.1.100
- Destination FW IP: 10.1.1.254

### ■ Network test / Throughput test / Session test

- Source IP: 172.16.1.1
- Source next hop IP: 172.16.1.254
- Destination IP: 10.1.1.100
- Destination next hop IP: 10.1.1.254

