

**CITY OF SHELDON**

**INDEPENDENT AUDITORS' REPORTS  
BASIC FINANCIAL STATEMENTS  
SUPPLEMENTARY AND OTHER INFORMATION  
SCHEDULE OF FINDINGS AND QUESTIONED COSTS**

**JUNE 30, 2019**

CITY OF SHELDON  
TABLE OF CONTENTS


		<u>Page No.</u>
Officials .....		1
Independent Auditors' Report .....		2 - 4
<b>BASIC FINANCIAL STATEMENTS:</b>		
	<u>Exhibit</u>	
Government-wide Financial Statement:		
Cash Basis Statement of Activities and Net Position .....	A	5 - 6
Governmental Fund Financial Statements:		
Statement of Cash Receipts, Disbursements, and Changes in Cash Balances - Governmental Funds .....	B	7 - 10
Reconciliation of the Statement of Cash Receipts, Disbursements, and Changes in Cash Balances to the Cash Basis Statement of Activities and Net Position - Governmental Funds .....	C	11
Proprietary Fund Financial Statements:		
Statement of Cash Receipts, Disbursements, and Changes in Cash Balances - Proprietary Funds .....	D	12 - 13
Reconciliation of the Statement of Cash Receipts, Disbursements, and Changes in Cash Balances to the Cash Basis Statement of Activities and Net Position - Enterprise Funds .....	E	14
Fiduciary Fund Financial Statement:		
Statement of Cash Receipts, Disbursements, and Changes in Cash Balances - Fiduciary Fund .....	F	15
Notes to Financial Statements .....		16 - 30
	<u>Schedule</u>	
<b>SUPPLEMENTARY INFORMATION:</b>		
Schedule of Receipts, Disbursements, and Changes in Cash Balances - All Nonmajor Governmental Funds .....	1	31 - 32
Schedule of Indebtedness .....	2	33 - 34
Bond and Note Maturities .....	3	35 - 36
Schedule of Receipts by Source and Disbursements by Function - All Governmental Funds .....	4	37 - 38
Schedule of Expenditures of Federal Awards .....	5	39
<b>OTHER INFORMATION:</b>		
Budgetary Comparison Schedule of Receipts, Disbursements, and Changes in Balances - Budget and Actual (Cash Basis) - All Governmental and Proprietary Funds .....	6	40 - 41
Notes to Schedule 5 - Budgetary Reporting .....		42
Schedule of the City's Proportionate Share of the Net Pension Liability .....	7	43 - 44
Schedule of City Contributions .....	8	45 - 46
Notes to Other Information - Pension Liability .....		47
Independent Auditors' Report on Internal Control over Financial Reporting and Other Matters Based on an Audit of Financial Statements Performed in Accordance with <i>Government Auditing Standards</i> .....		48 - 49
Independent Auditors' Report on Compliance for Each Major Federal Program, and on Internal Control over Compliance Required by the Uniform Guidance .....		50 - 51
Schedule of Findings and Questioned Costs .....		52 - 55

## CITY OF SHELDON

### CITY OFFICIALS

---

<u>NAME</u>	<u>TITLE</u>	<u>TERM EXPIRES</u>
Katricia Meendering	Mayor to March 2019	
Greg Geels	Mayor from April 2019	January 2022
Brad Hindt	Council Member, Mayor Pro-Tem	January 2020
Greg Geels	Council Member to April 2019	
Pete Hamill	Council Member	January 2020
Shawn Broesder	Council Member	January 2022
Tom Eggers	Council Member	January 2022
Wayne Barahona	Council Member from June 2019	January 2020
Sam Kooiker	City Manager	
Angela Beckman	Clerk/Treasurer	
Micah Schreurs	Attorney	



WINTHER STAVE & CO | LLP  
Certified Public Accountants

1316 West 18th Street  
P.O. Box 175  
Spencer, Iowa 51301-0175  
Phone 712-262-3117  
FAX 712-262-3159

[www.winther-stave.com](http://www.winther-stave.com)

1004 21st Street #4  
P.O. Box 187  
Milford, Iowa 51351-0187  
Phone 712-338-2488  
FAX 712-338-2510

---

## INDEPENDENT AUDITORS' REPORT

To the Honorable Mayor and  
Members of the City Council  
City of Sheldon  
Sheldon, IA 51201

### Report on the Financial Statements

We have audited the accompanying financial statements of the governmental activities, the business type activities, each major fund, and the aggregate remaining fund information of the primary government of the City of Sheldon, Iowa, as of and for the year ended June 30, 2019, and the related notes to financial statements, which collectively comprise the basic financial statements of the City's primary government as listed in the table of contents.

### Management's Responsibility for the Financial Statements

Management is responsible for the preparation and fair presentation of these financial statements in accordance with the cash basis of accounting described in Note 1. This includes determining the cash basis of accounting is an acceptable basis for the preparation of the financial statements in the circumstances. This includes the design, implementation, and maintenance of internal control relevant to the preparation and fair presentation of financial statements that are free from material misstatement, whether due to fraud or error.

### Auditors' Responsibility

Our responsibility is to express opinions on these financial statements based on our audit. We conducted our audit in accordance with auditing standards generally accepted in the United States of America and the standards applicable to financial audits contained in *Government Auditing Standards*, issued by the Comptroller General of the United States. Those standards require that we plan and perform the audit to obtain reasonable assurance about whether the financial statements are free from material misstatement.

An audit involves performing procedures to obtain audit evidence about the amounts and disclosures in the financial statements. The procedures selected depend on the auditors' judgment, including the assessment of the risks of material misstatement of the financial statements, whether due to fraud or error. In making those risk assessments, the auditor considers internal control relevant to the City's preparation and fair presentation of the financial statements in order to design audit procedures that are appropriate in the circumstances, but

not for the purpose of expressing an opinion on the effectiveness of the City's internal control. Accordingly, we express no such opinion. An audit also includes evaluating the appropriateness of accounting policies used and the reasonableness of significant accounting estimates made by management, as well as evaluating the overall presentation of the financial statements.

We believe the audit evidence we have obtained is sufficient and appropriate to provide a basis for our audit opinions.

### **Basis for Adverse Opinion on Aggregate Discretely Presented Component Units**

The financial statements referred to above do not include financial data for the City's legally separate component units. Accounting principles for the basis of accounting described in Note 1 require the financial data for the component units to be reported with the financial data of the City's primary government unless the City also issues financial statements for the financial reporting entity that include the financial data for its component units. The City has not issued such reporting entity financial statements. Because of this departure from accounting principles for the basis of accounting described in Note 1, the cash basis net position, receipts, and disbursements of the aggregate discretely presented component units not reported are approximately \$254,000, \$81,000, and \$89,000, respectively.

### **Adverse Opinion on Aggregate Discretely Presented Component Units**

In our opinion, because of the significance of the matter described in the "Basis for Adverse Opinion on Aggregate Discretely Presented Component Units" paragraph, the financial statements referred to above do not present fairly the financial position of the aggregate discretely presented component units of the City as of June 30, 2019, or the changes in financial position thereof for the year then ended in accordance with the basis of accounting described in Note 1.

### **Unmodified Opinions**

In our opinion, the financial statements referred to above present fairly, in all material respects, the respective cash basis financial position of the governmental activities, the business type activities, each major fund, and the aggregate remaining fund information of the primary government of the City of Sheldon as of June 30, 2019 and the respective changes in cash basis financial position for the year then ended in accordance with the basis of accounting described in Note 1.

### **Basis of Accounting**

As described in Note 1, these financial statements were prepared on the basis of cash receipts and disbursements, which is a basis of accounting other than accounting principles generally accepted in the United States of America. Our opinions are not modified with respect to this matter.

## Other Matters

### *Supplementary and Other Information*

Our audit was conducted for the purposes of forming opinions on the financial statements that collectively comprise the City of Sheldon's basic financial statements. We previously audited, in accordance with the standards referred to in the third paragraph of this report, the financial statements for the nine years ended June 30, 2018 (which are not presented herein) and expressed unmodified opinions on those financial statements which were prepared on the basis of cash receipts and disbursements. The supplementary information included in Schedules 1 through 5, including the Schedule of Expenditures of Federal Awards required by Title 2, U.S. Code of Federal Regulations, Part 200, *Uniform Administrative Requirements, Cost Principles and Audit Requirements for Federal Awards* (Uniform Guidance), is presented for purposes of additional analysis and is not a required part of the basic financial statements.

The supplementary information is the responsibility of management and was derived from and relates directly to the underlying accounting and other records used to prepare the basic financial statements. Such information has been subjected to the auditing procedures applied in the audit of the basic financial statements and certain additional procedures, including comparing and reconciling such information directly to the underlying accounting and other records used to prepare the basic financial statements or to the basic financial statements themselves, and other additional procedures in accordance with auditing standards generally accepted in the United States of America. Because of the significant of the matter discussed in the "Basis for Adverse Opinion on Aggregate Discretely Presented Component Units" paragraph above, it is inappropriate to, and we do not, express an opinion on the supplementary information.

The other information, included in Schedules 6 through 8, has not been subjected to the auditing procedures applied in the audit of the basic financial statements and, accordingly, we do not express an opinion or provide any assurance on it.

### **Other Reporting Required by Government Auditing Standards**

In accordance with *Government Auditing Standards*, we have also issued our report dated February 24, 2020 on our consideration of the City of Sheldon's internal control over financial reporting and on our tests of its compliance with certain provisions of laws, regulations, contracts, and grant agreements and other matters. The purpose of that report is to describe the scope of our testing of internal control over financial reporting and compliance and the results of that testing and not to provide an opinion on internal control over financial reporting or on compliance. That report is an integral part of an audit performed in accordance with *Government Auditing Standards* in considering the City of Sheldon's internal control over financial reporting and compliance.

*Winthru, Stone & Co., LLP*

February 24, 2020  
Spencer, Iowa

## **BASIC FINANCIAL STATEMENTS**

CITY OF SHELDON  
CASH BASIS STATEMENT OF ACTIVITIES AND NET POSITION  
AS OF AND FOR THE YEAR ENDED JUNE 30, 2019

			Program Receipts	
			Operating Grants,	Capital Grants,
			Contributions, and	Contributions, and
			Restricted Interest	Restricted Interest
	<u>Disbursements</u>	<u>Charges for</u>		
		<u>Services</u>		
FUNCTIONS/PROGRAMS:				
Governmental activities:				
Public safety .....	\$ 1,297,040	\$ 427,041	\$ 12,657	\$ -
Public works .....	1,465,927	119,621	721,958	409,934
Health and social services .....	20,000	-	-	-
Culture and recreation .....	987,367	439,036	78,941	1,200
Community and economic development .....	389,676	8,776	85,091	-
General government .....	437,578	17,381	-	-
Debt service .....	4,093,105	-	-	-
Capital projects .....	1,075,153	-	-	538,980
Total governmental activities	<u>9,765,846</u>	<u>1,011,855</u>	<u>898,647</u>	<u>950,114</u>
Business type activities:				
Water .....	1,029,990	1,110,273	-	-
Sewer .....	8,824,365	1,343,770	-	-
Total business type activities	<u>9,854,355</u>	<u>2,454,043</u>	<u>-</u>	<u>-</u>
TOTAL	<u>\$ 19,620,201</u>	<u>\$ 3,465,898</u>	<u>\$ 898,647</u>	<u>\$ 950,114</u>

General receipts and transfers:

Property and other city taxes levied for:

General purposes .....	
Debt Service .....	
Commerical and industrial replacement ..	
Tax increment financing .....	
Local option sales tax .....	
Unrestricted investment earnings .....	
Miscellaneous .....	
Operating transfers .....	
Total general receipts and transfers	

CHANGE IN CASH BASIS NET POSITION

CASH BASIS NET POSITION -

BEGINNING OF YEAR .....

CASH BASIS NET POSITION - END OF YEAR

CASH BASIS NET POSITION:

Restricted, expendable for:

Urban renewal purposes .....	
Community betterment .....	
Debt Service .....	
Capital projects .....	
Other purposes .....	
Unrestricted .....	

TOTAL CASH BASIS NET POSITION



Net (Disbursements) Receipts and Changes in Cash Basis Net Position		
Governmental Activities	Business Type Activities	Total
\$ (857,342)	\$ -	\$ (857,342)
(214,414)	-	(214,414)
(20,000)	-	(20,000)
(468,190)	-	(468,190)
(295,809)	-	(295,809)
(420,197)	-	(420,197)
(4,093,105)	-	(4,093,105)
(536,173)	-	(536,173)
<u>(6,905,230)</u>	<u>-</u>	<u>(6,905,230)</u>
-	80,283	80,283
-	<u>(7,480,595)</u>	<u>(7,480,595)</u>
-	<u>(7,400,312)</u>	<u>(7,400,312)</u>
<u>(6,905,230)</u>	<u>(7,400,312)</u>	<u>(14,305,542)</u>
1,836,825	-	1,836,825
95,097	-	95,097
240,346	-	240,346
2,422,334	-	2,422,334
669,614	-	669,614
52,224	44,826	97,050
630,070	-	630,070
16,270	<u>(16,270)</u>	<u>-</u>
<u>5,962,780</u>	<u>28,556</u>	<u>5,991,336</u>
(942,450)	(7,371,756)	(8,314,206)
<u>7,863,647</u>	<u>12,353,552</u>	<u>20,217,199</u>
<u>\$ 6,921,197</u>	<u>\$ 4,981,796</u>	<u>\$ 11,902,993</u>
\$ 2,070,528	\$ -	\$ 2,070,528
524,084	-	524,084
75,963	502,451	578,414
2,234,161	-	2,234,161
690,470	116,380	806,850
<u>1,325,991</u>	<u>4,362,965</u>	<u>5,688,956</u>
<u>\$ 6,921,197</u>	<u>\$ 4,981,796</u>	<u>\$ 11,902,993</u>

CITY OF SHELDON  
STATEMENT OF CASH RECEIPTS, DISBURSEMENTS, AND CHANGES IN CASH BALANCES  
GOVERNMENTAL FUNDS  
AS OF AND FOR THE YEAR ENDED JUNE 30, 2019

	<u>General</u>	Tax Increment <u>Financing</u>	Local Option <u>Sales Tax</u>
RECEIPTS:			
Property tax .....	\$ 1,011,818	\$ -	\$ -
Tax increment financing .....	-	2,422,334	-
Other city taxes .....	255,850	-	669,614
Licenses and permits .....	11,693	-	-
Use of money and property .....	221,117	21,331	2,925
Intergovernmental .....	516,359	122,375	5,000
Charges for service .....	480,318	-	-
Special assessments .....	15,676	-	-
Miscellaneous .....	403,041	607,188	-
TOTAL RECEIPTS	<u>2,915,872</u>	<u>3,173,228</u>	<u>677,539</u>
DISBURSEMENTS:			
Public safety .....	966,324	-	-
Public works .....	615,280	-	-
Health and social services .....	-	-	20,000
Culture and recreation .....	859,612	-	-
Community and economic development .....	209,760	111,914	28,611
General government .....	282,069	-	132,285
Debt service .....	-	-	-
Capital projects .....	-	-	42,649
TOTAL DISBURSEMENTS	<u>2,933,045</u>	<u>111,914</u>	<u>223,545</u>
EXCESS (DEFICIENCY) OF RECEIPTS OVER (UNDER) DISBURSEMENTS	<u>(17,173)</u>	<u>3,061,314</u>	<u>453,994</u>
OTHER FINANCING SOURCES (USES):			
Operating transfers in .....	216,005	-	-
Operating transfers out .....	(82,428)	(3,964,784)	(353,002)
Proceeds - sale of assets .....	-	-	-
TOTAL OTHER FINANCING SOURCES (USES)	<u>133,577</u>	<u>(3,964,784)</u>	<u>(353,002)</u>
NET CHANGE IN CASH BALANCES .....	116,404	(903,470)	100,992
CASH BALANCES - BEGINNING OF YEAR .....	<u>1,019,798</u>	<u>2,973,998</u>	<u>423,092</u>
CASH BALANCES - END OF YEAR	<u>\$ 1,136,202</u>	<u>\$ 2,070,528</u>	<u>\$ 524,084</u>

Road Use Tax	Debt Service	Capital Projects	Total Nonmajor Governmental Funds	Total
\$ -	\$ 93,620	\$ -	\$ 554,470	\$ 1,659,908
-	-	-	-	2,422,334
-	1,477	-	14,687	941,628
-	-	-	-	11,693
-	-	3,176	269	248,818
670,216	5,889	299,136	90,726	1,709,701
-	-	-	-	480,318
-	-	-	-	15,676
-	-	110,418	1,628	1,122,275
<u>670,216</u>	<u>100,986</u>	<u>412,730</u>	<u>661,780</u>	<u>8,612,351</u>
-	-	-	379,263	1,345,587
679,007	-	-	209,541	1,503,828
-	-	-	-	20,000
-	-	-	146,035	1,005,647
-	-	-	46,048	396,333
-	-	-	27,218	441,572
-	4,093,105	-	-	4,093,105
-	-	1,032,504	-	1,075,153
<u>679,007</u>	<u>4,093,105</u>	<u>1,032,504</u>	<u>808,105</u>	<u>9,881,225</u>
<u>(8,791)</u>	<u>(3,992,119)</u>	<u>(619,774)</u>	<u>(146,325)</u>	<u>(1,268,874)</u>
-	3,997,212	52,667	204,000	4,469,884
-	-	-	-	(4,400,214)
-	-	108,750	-	108,750
<u>-</u>	<u>3,997,212</u>	<u>161,417</u>	<u>204,000</u>	<u>178,420</u>
(8,791)	5,093	(458,357)	57,675	(1,090,454)
<u>557,180</u>	<u>70,870</u>	<u>2,692,518</u>	<u>84,406</u>	<u>7,821,862</u>
<u>\$ 548,389</u>	<u>\$ 75,963</u>	<u>\$ 2,234,161</u>	<u>\$ 142,081</u>	<u>\$ 6,731,408</u>

CITY OF SHELDON  
STATEMENT OF CASH RECEIPTS, DISBURSEMENTS, AND  
CHANGES IN CASH BALANCES  
GOVERNMENTAL FUNDS - Continued  
AS OF AND FOR THE YEAR ENDED JUNE 30, 2019

	<u>General</u>	Tax Increment <u>Financing</u>	Local Option <u>Sales Tax</u>
CASH BASIS FUND BALANCES:			
Restricted for:			
Urban renewal purposes .....	\$ -	\$ 2,070,528	\$ -
Community betterment .....	-	-	524,084
Debt service .....	-	-	-
Capital projects .....	-	-	-
Community and economic development .....	-	-	-
Streets .....	-	-	-
Police purposes .....	-	-	-
Employee benefits .....	-	-	-
Disaster purposes .....	-	-	-
Committed for:			
Library purposes .....	127,201	-	-
Airport purposes .....	140,512	-	-
Park purposes .....	103,081	-	-
Museum purposes .....	128,717	-	-
Assigned for:			
Equipment purchases .....	20,620	-	-
Public safety purposes .....	265,949	-	-
Recreation trails maintenance .....	123,472	-	-
Cemetery purposes .....	5,000	-	-
Unassigned .....	<u>221,650</u>	<u>-</u>	<u>-</u>
 TOTAL CASH BASIS FUND BALANCES	 <u>\$ 1,136,202</u>	 <u>\$ 2,070,528</u>	 <u>\$ 524,084</u>

<u>Road Use Tax</u>	<u>Debt Service</u>	<u>Capital Projects</u>	<u>Total Nonmajor Governmental Funds</u>	<u>Total</u>
\$ -	\$ -	\$ -	\$ -	\$ 2,070,528
-	-	-	-	524,084
-	75,963	-	-	75,963
-	-	2,234,161	-	2,234,161
-	-	-	78,367	78,367
548,389	-	-	-	548,389
-	-	-	5,417	5,417
-	-	-	7,323	7,323
-	-	-	50,974	50,974
-	-	-	-	127,201
-	-	-	-	140,512
-	-	-	-	103,081
-	-	-	-	128,717
-	-	-	-	20,620
-	-	-	-	265,949
-	-	-	-	123,472
-	-	-	-	5,000
-	-	-	-	221,650
<u>\$ 548,389</u>	<u>\$ 75,963</u>	<u>\$ 2,234,161</u>	<u>\$ 142,081</u>	<u>\$ 6,731,408</u>

CITY OF SHELDON  
 RECONCILIATION OF THE STATEMENT OF CASH RECEIPTS, DISBURSEMENTS,  
 AND CHANGES IN CASH BALANCES TO THE CASH BASIS STATEMENT OF  
 ACTIVITIES AND NET POSITION - GOVERNMENTAL FUNDS  
 AS OF AND FOR THE YEAR ENDED JUNE 30, 2019

TOTAL GOVERNMENTAL FUNDS CASH BALANCES PER EXHIBIT B ..... \$ 6,731,408

AMOUNTS REPORTED FOR GOVERNMENTAL ACTIVITIES IN THE  
 CASH BASIS STATEMENT OF ACTIVITIES AND NET POSITION ARE  
 DIFFERENT BECAUSE:

The internal service fund is used by the City to charge the cost of partial self  
 funding the City's health insurance benefit plan to the individual funds. A  
 portion of the cash balance of the internal service fund is included in  
 governmental activities in the Cash Basis Statement of Activities and  
 Net Position. .... 189,789

CASH BASIS NET POSITION OF GOVERNMENTAL  
 ACTIVITIES PER EXHIBIT A \$ 6,921,197

NET CHANGE IN CASH BALANCES PER EXHIBIT B ..... \$ (1,090,454)

AMOUNTS REPORTED FOR GOVERNMENTAL ACTIVITIES IN THE  
 CASH BASIS STATEMENT OF ACTIVITIES AND NET POSITION ARE  
 DIFFERENT BECAUSE:

The internal service fund is used by the City to charge the cost of partial self  
 funding the City's health insurance benefit plan to the individual funds. A  
 portion of the change in the cash balance of the internal service fund is  
 reported with governmental activities in the Cash Basis Statement of Activities  
 and Net Position. .... 148,004

CHANGE IN CASH BASIS NET POSITION OF GOVERNMENTAL  
 ACTIVITIES PER EXHIBIT A \$ (942,450)

CITY OF SHELDON  
STATEMENT OF CASH RECEIPTS, DISBURSEMENTS, AND  
CHANGES IN CASH BALANCES - PROPRIETARY FUNDS  
AS OF AND FOR THE YEAR ENDED JUNE 30, 2019

	<u>Enterprise Funds</u>			<u>Internal Service</u>
	<u>Water</u>	<u>Sewer</u>	<u>Total</u>	<u>Self-Insurance</u>
OPERATING RECEIPTS:				
Charges for services .....	\$ 1,054,471	\$ 1,272,707	\$ 2,327,178	\$ -
Reimbursements from operating funds .....	-	-	-	806,018
Reimbursements from employees and insurance .....	-	-	-	139,074
Miscellaneous .....	<u>27,987</u>	<u>43,249</u>	<u>71,236</u>	<u>-</u>
TOTAL OPERATING RECEIPTS	<u>1,082,458</u>	<u>1,315,956</u>	<u>2,398,414</u>	<u>945,092</u>
OPERATING DISBURSEMENTS:				
Business type activities:				
Cost of sales and services .....	873,649	813,041	1,686,690	-
Insurance charges and claims .....	<u>-</u>	<u>-</u>	<u>-</u>	<u>601,879</u>
TOTAL OPERATING DISBURSEMENTS	<u>873,649</u>	<u>813,041</u>	<u>1,686,690</u>	<u>601,879</u>
EXCESS OF OPERATING RECEIPTS OVER OPERATING DISBURSEMENTS	<u>208,809</u>	<u>502,915</u>	<u>711,724</u>	<u>343,213</u>
NON-OPERATING RECEIPTS (DISBURSEMENTS):				
Interest on investments .....	6,103	37,002	43,105	4,302
Purchase of capital assets .....	(37,032)	(7,742,905)	(7,779,937)	-
Debt service payments:				
Revenue note principal .....	(149,001)	-	(149,001)	-
Revenue note interest .....	<u>(14,691)</u>	<u>(312,797)</u>	<u>(327,488)</u>	<u>-</u>
TOTAL NON-OPERATING RECEIPTS (DISBURSEMENTS)	<u>(194,621)</u>	<u>(8,018,700)</u>	<u>(8,213,321)</u>	<u>4,302</u>
EXCESS (DEFICIENCY) OF RECEIPTS OVER (UNDER) DISBURSEMENTS	14,188	(7,515,785)	(7,501,597)	347,515
OPERATING TRANSFERS IN .....	100,000	-	100,000	-
OPERATING TRANSFERS OUT .....	<u>(40,335)</u>	<u>(40,335)</u>	<u>(80,670)</u>	<u>(89,000)</u>
NET CHANGE IN CASH BALANCES	73,853	(7,556,120)	(7,482,267)	258,515
CASH BALANCES - BEGINNING OF YEAR	<u>748,806</u>	<u>11,509,748</u>	<u>12,258,554</u>	<u>136,783</u>
CASH BALANCES - END OF YEAR	<u>\$ 822,659</u>	<u>\$ 3,953,628</u>	<u>\$ 4,776,287</u>	<u>\$ 395,298</u>

CITY OF SHELDON  
 STATEMENT OF CASH RECEIPTS, DISBURSEMENTS, AND  
 CHANGES IN CASH BALANCES - PROPRIETARY FUNDS - Continued  
 AS OF AND FOR THE YEAR ENDED JUNE 30, 2019

	<u>Enterprise Funds</u>			<u>Internal Service</u>
	<u>Water</u>	<u>Sewer</u>	<u>Total</u>	<u>Self-Insurance</u>
CASH BASIS FUND BALANCES:				
Restricted, expendable for:				
Debt Service.....	-	502,451	502,451	-
Water deposits .....	116,380	-	116,380	-
Unrestricted .....	<u>706,279</u>	<u>3,451,177</u>	<u>4,157,456</u>	<u>395,298</u>
 TOTAL CASH BASIS FUND BALANCES	 <u>\$ 822,659</u>	 <u>\$ 3,953,628</u>	 <u>\$ 4,776,287</u>	 <u>\$ 395,298</u>



CITY OF SHELDON  
 RECONCILIATION OF THE STATEMENT OF CASH RECEIPTS, DISBURSEMENTS,  
 AND CHANGES IN CASH BALANCES TO THE CASH BASIS STATEMENT OF  
 ACTIVITIES AND NET POSITION - ENTERPRISE FUNDS  
 AS OF AND FOR THE YEAR ENDED JUNE 30, 2019

TOTAL ENTERPRISE FUNDS CASH BALANCES PER EXHIBIT D ..... \$ 4,776,287

AMOUNTS REPORTED FOR BUSINESS TYPE ACTIVITIES IN THE  
 CASH BASIS STATEMENT OF ACTIVITIES AND NET POSITION ARE  
 DIFFERENT BECAUSE:

The internal service fund is used by the City to charge the cost of partial self  
 funding the City's health insurance benefit plan to the individual funds. A  
 portion of the cash balance of the internal service fund is included in  
 business type activities in the Cash Basis Statement of Activities and  
 Net Position. .... 205,509

CASH BASIS NET POSITION OF BUSINESS TYPE ACTIVITIES  
 PER EXHIBIT A \$ 4,981,796

NET CHANGE IN CASH BALANCES - ENTERPRISE FUNDS PER EXHIBIT D... \$ (7,482,267)

AMOUNTS REPORTED FOR BUSINESS TYPE ACTIVITIES IN THE  
 CASH BASIS STATEMENT OF ACTIVITIES AND NET POSITION ARE  
 DIFFERENT BECAUSE:

The internal service fund is used by the City to charge the cost of partial self  
 funding the City's health insurance benefit plan to the individual funds. A  
 portion of the change in the cash balance of the internal service fund is  
 reported with business type activities in the Cash Basis Statement of  
 Activities and Net Position. .... 110,511

CHANGE IN CASH BASIS NET POSITION OF BUSINESS TYPE ACTIVITIES  
 PER EXHIBIT A \$ (7,371,756)

CITY OF SHELDON  
STATEMENT OF CASH RECEIPTS, DISBURSEMENTS, AND  
CHANGES IN CASH BALANCES - FIDUCIARY FUND  
AS OF AND FOR THE YEAR ENDED JUNE 30, 2019

	Agency Cafeteria <u>Plan</u>
CASH BALANCE - BEGINNING OF YEAR .....	\$ 134
RECEIPTS:	
Contributions .....	11,450
DISBURSEMENTS:	
Cafeteria plan benefits paid .....	<u>(11,450)</u>
CASH BALANCE - END OF YEAR	<u>\$ 134</u>

CITY OF SHELTON  
NOTES TO FINANCIAL STATEMENTS  
JUNE 30, 2019

**1. SUMMARY OF SIGNIFICANT ACCOUNTING POLICIES**

The City of Sheldon is a political subdivision of the State of Iowa located in O'Brien and Sioux Counties. It was first incorporated in 1876 and operates under the Home Rule provisions of the Constitution of Iowa. The City operates under the Mayor-Council-Manager form of government with the Mayor and Council Members elected on a non-partisan basis. The City of Sheldon provides numerous services to citizens including public safety, public works, health and social services, culture and recreation, community and economic development, and general government services. It also provides water and sewer utilities services for its citizens.

**A. Reporting Entity**

For financial reporting purposes, the City is considered a primary government and has excluded the financial data of its component units, Sheldon Public Library Foundation, Sheldon Volunteer Fire Company, Sheldon Community Ambulance Team, and Sheldon Historical Society. A primary government is a legal entity or body politic and includes all funds, organizations, institutions, agencies, departments, and offices that are not legally separate. A component unit is a legally separate entity for which the City is financially accountable. The Governmental Accounting Standards Board has set forth criteria to be considered in determining financial accountability. These criteria include appointing a voting majority of an organization's governing body and (1) the ability of the City to impose its will on that organization or (2) the potential for the organization to provide specific benefits to or impose specific financial burdens on the City. Since these financial statements do not include the City's component units, they do not purport to be prepared in conformity with accounting principles generally accepted in the United States of America as they relate to the exclusion of the component units.

Sheldon Public Library Foundation, Sheldon Volunteer Fire Company, Sheldon Community Ambulance Team, and Sheldon Historical Society are considered component units of the City of Sheldon since these entities provide fundraising activities to benefit programs and projects of the City. Financial statements of these entities are not separately prepared.

The City also participates in several jointly governed organizations that provide goods or services to the citizenry of the City but do not meet the criteria of a joint venture since there is no ongoing financial interest or responsibility by the participating governments.

**B. Basis of Presentation**

Government-wide Financial Statement - The Cash Basis Statement of Activities and Net Position reports information on all of the nonfiduciary activities of the City. For the most part, the effect of interfund activity has been removed from this statement. Governmental activities, which are supported by tax and intergovernmental revenues, are reported separately from business type activities, which rely to a significant extent on fees and charges for services.

The Cash Basis Statement of Activities and Net Position presents the City's nonfiduciary net position. Net position is reported in two categories:

*Expendable restricted net position* results when constraints placed on the use of cash balances are either externally imposed or imposed by law through constitutional provisions or enabling legislation. Enabling legislation did not result in restricted net position.

*Unrestricted net position* consists of cash balances that do not meet the definition of the preceding category. Unrestricted net position often has constraints on cash balances imposed by management, which can be removed or modified.

The Cash Basis Statement of Activities and Net Position demonstrates the degree to which the direct disbursements of a given function are offset by program receipts. Direct disbursements are those clearly identifiable with a specific function. Program receipts include (1) charges to customers or applicants who purchase, use or directly benefit from goods, services or privileges provided by a given function and (2) grants, contributions, and interest on investments restricted to meeting the operational or capital requirements of a particular function. Property tax and other items not properly included among program receipts are reported instead as general receipts.

Fund Financial Statements - Separate financial statements are provided for governmental, proprietary funds, and fiduciary funds even though the latter are excluded from the government-wide statements. Major individual governmental and proprietary funds are reported as separate columns in the fund financial statements. All remaining governmental funds are aggregated and reported as nonmajor governmental funds.

The City reports the following major governmental funds:

*The General Fund* is the general operating fund of the City. All general tax receipts and other receipts not allocated by law or contractual agreement to some other fund are accounted for in this fund. From the fund are paid the general operating disbursements, the fixed charges, and the capital improvement costs not paid from other funds.

*Special Revenue:*

*The Tax Increment Financing Fund* is used to account for receipts from the tax authorized by ordinance in the urban renewal district and used to pay the principal and interest on the general obligation capital loan notes and other indebtedness incurred for urban renewal redevelopment projects.

*The Local Option Sales Tax Fund* is used to account for the receipts from the tax authorized by referendum and used for property tax relief and community betterment.

*The Road Use Tax Fund* is used to account for road use tax allocation from the State of Iowa to be used for road construction and maintenance.

*The Debt Service Fund* is used to account for property tax and other receipts to be used for the payment of interest and principal on the City's general long-term debt.

*The Capital Projects Fund* is used to account for all resources used in the acquisition and construction of capital facilities.

The City reports the following major proprietary funds:

*Enterprise:*

*The Water Fund* is used to account for the operation and maintenance of the City's water system.

*The Sewer Fund* is used to account for the operation and maintenance of the City's wastewater treatment and sanitary sewer system.

Additionally, the City reports the following funds:

*Proprietary Fund* - An Internal Service Fund is utilized to account for the financing of goods or services purchased by one department of the City and provided to other departments or agencies on a cost reimbursement basis.

*Fiduciary Fund* - Agency Fund is used to account for assets held by the City as an agent for individuals.

### **C. Measurement Focus and Basis of Accounting**

The City of Sheldon maintains its financial records on the basis of cash receipts and disbursements and the financial statements of the City are prepared on that basis. The cash basis of accounting does not give effect to accounts receivable, accounts payable and accrued items. Accordingly, the financial statements do not present financial position and results of operations of the funds in accordance with accounting principles generally accepted in the United States of America.

Under the terms of grant agreements, the City funds certain programs by a combination of specific cost-reimbursement grants, categorical block grants and general receipts. Thus, when program disbursements are paid, there are both restricted and unrestricted cash basis net position available to finance the program. It is the City's policy to first apply cost-reimbursement grant resources to such programs, followed by categorical block grants and then by general receipts.

When a disbursement in governmental funds can be paid using either restricted or unrestricted resources, the City's policy is generally to first apply the disbursement toward restricted fund balance and then to less-restrictive classifications - committed, assigned and then unassigned fund balances.

Proprietary funds distinguish operating receipts and disbursements from non-operating items. Operating receipts and disbursements generally result from providing services and producing and delivering goods in connection with a proprietary fund's principal ongoing operations. All receipts and disbursements not meeting this definition are reported as non-operating receipts and disbursements.

### **D. Governmental Cash Basis Fund Balances**

In the governmental fund financial statements, cash basis fund balances are classified as follows:

Restricted - Amounts restricted to specific purposes when constraints placed on the use of the resources are either externally imposed by creditors, grantors, or state or federal laws or imposed by law through constitutional provisions or enabling legislation.

Committed - Amounts which can be used only for specific purposes pursuant to constraints formally imposed by the City Council through ordinance or resolution approved prior to year-end. Those committed amounts cannot be used for any other purposes unless the City Council removes or changes the specified use by taking the same action it employed to commit those amounts.

Assigned - Amounts the Council intends to use for specific purposes.

Unassigned - All amounts not included in the preceding classifications.

## **E. Budgets and Budgetary Accounting**

The budgetary comparison and related disclosures are reported as Other Information.

During the year ended June 30, 2019, disbursements exceeded the amounts budgeted in the community and economic development and public works functions.

## **F. Subsequent Events**

Subsequent events were evaluated by management for disclosure up to the date of the independent auditors' report, which is the date the financial statements were available to be issued.

## **2. CASH AND INVESTMENTS**

The City's demand deposits, savings accounts, and certificates of deposit at June 30, 2019 were entirely covered by Federal depository insurance or by the State Sinking Fund in accordance with Chapter 12C of the Code of Iowa. This chapter provides for additional assessments against the depositories to insure there will be no loss of public funds.

The City is authorized by statute to invest public funds in obligations of the United States government, its agencies and instrumentalities; certificates of deposit or other evidences of deposit at federally insured depository institutions approved by the City Council; prime eligible bankers acceptances; certain high rated commercial paper; perfected repurchase agreements; certain registered open-end management investment companies; certain joint investment trusts; and warrants or improvement certificates of a drainage district.

The City's cash and investments consisted of the following at June 30, 2019:

Cash on hand .....	\$	160
Demand deposits .....		3,581,340
Certificates of deposit/savings accounts .....		<u>8,321,627</u>
Total cash and investments		11,903,127
Less: Agency cafeteria funds .....		<u>134</u>
City's cash and investments		<u><u>\$11,902,993</u></u>

Interest rate risk - The City's investment policy limits the investment of operating funds (funds expected to be expended in the current budget year or within 15 months of receipt) in instruments that mature within 397 days. Funds not identified as operating funds may be invested in investments with maturities longer than 397 days but the maturities shall be consistent with the needs and use of the City.

### 3. BONDS AND NOTES PAYABLE

Annual debt service requirements to maturity for the City's long-term debt are as follows:

Governmental Activities						
Year Ending June 30,	General Obligation Bonds/Notes		Tax Increment Financing Revenue Bonds		USDA Airport Loan	
	Principal	Interest	Principal	Interest	Principal	Interest
2020	\$ 555,000	\$ 247,948	\$480,000	\$ 39,000	\$ 29,562	\$ 2,867
2021	565,000	237,702	495,000	19,800	30,784	1,462
2022	805,000	226,553				
2023	825,000	210,365				
2024	745,000	194,152				
2025-2029	2,770,000	736,742				
2030-2034	1,990,000	374,310				
2035-2037	1,005,000	81,600				
Total	<u>\$9,260,000</u>	<u>\$2,309,372</u>	<u>\$975,000</u>	<u>\$ 58,800</u>	<u>\$ 60,346</u>	<u>\$ 4,329</u>

Year Ending June 30,	Total	
	Principal	Interest
2020	\$ 1,064,562	\$ 289,815
2021	1,090,784	258,964
2022	805,000	226,553
2023	825,000	210,365
2024	745,000	194,152
2025-2029	2,770,000	736,742
2030-2034	1,990,000	374,310
2034-2037	1,005,000	81,600
Total	<u>\$10,295,346</u>	<u>\$2,372,501</u>

Revenue Notes						
Year Ending June 30,	Sewer Revenue Capital Loan Notes		Water Revenue Capital Loan Notes		Total Revenue Notes	
	Principal	Interest	Principal	Interest	Principal	Interest
2020	\$ 100,000	\$ 330,225	\$155,888	\$ 10,969	\$ 255,888	\$ 341,194
2021	160,000	327,225	161,180	7,074	321,180	334,299
2022	165,000	322,425	165,536	3,071	330,536	325,496
2023	170,000	317,475			170,000	317,475
2024	175,000	312,375			175,000	312,375
2025-2029	975,000	1,473,325			975,000	1,473,325
2030-2034	1,175,000	1,269,125			1,175,000	1,269,125
2035-2039	1,430,000	1,014,125			1,430,000	1,014,125
2040-2044	1,755,000	686,700			1,755,000	686,700
2045-2048	1,735,000	222,250			1,735,000	222,250
Total	<u>\$7,840,000</u>	<u>\$6,275,250</u>	<u>\$482,604</u>	<u>\$ 21,114</u>	<u>\$8,322,604</u>	<u>\$6,296,364</u>

**General Obligation Bonds/Notes**

The City's total general obligation bonds/notes at June 30, 2019 were \$9,260,000.

**Tax Increment Financing Revenue Bonds**

The City issued \$1,225,000 of urban renewal revenue annual appropriation capital loan notes in November 2017 for the purpose of defraying a portion of the costs of a project within the urban renewal district. The bonds are payable solely from the tax increment financing (TIF) receipts generated by increased property values in the City's TIF district and credited to the Special Revenue, Urban Renewal Tax Increment Fund in accordance with Chapter 403.19 of the Code of Iowa. TIF receipts are generally projected to produce 100 percent of the debt service requirements over the life of the bonds. The proceeds of the urban renewal tax increment financing revenue bonds shall be expended only for purposes which are consistent with the plans of the City's urban renewal area. The bonds are not a general obligation of the City. The bonds are subject at all times to non-appropriation by the City Council. Therefore, only the principal and interest appropriated by the Council is subject to the constitutional debt limit of the City. The amount appropriated for the fiscal year ending June 30, 2020 is \$519,000 including principal and interest. For the current year, principal and interest paid on the bonds was \$250,000 and \$73,636, respectively.

**Revenue Notes**

The City has pledged future water customer receipts, net of specific operating expenses, to repay the \$1,900,000 water revenue capital loan notes issued in March 2007. Proceeds from the notes provided financing for the prepayment of the City's obligation to Lewis and Clark Regional Water System. The notes are payable solely from water customer net receipts and are payable through 2022. Annual principal and interest payments are expected to require less than 80% of net revenues. The total principal and interest payments remaining to be paid on the notes are \$503,718. For the current year, principal and interest paid and total customer net receipts were \$163,692 and \$208,809, respectively.

The notes were purchased by a local bank in participation with three other local banks.

The resolution providing for the issuance of the water revenue capital loan notes include the following provisions:

- (A) The notes will only be redeemed from the future earnings of the enterprise activity and the note holder holds a lien on the future earnings of the funds.
- (B) Sufficient monthly transfers shall be made into a separate water revenue sinking account for the purpose of making the principal and interest payments when due.
- (C) Additional monthly transfers shall be made to a separate water reserve account until a specific minimum balance has been accumulated. This account is restricted for the purpose of paying principal and interest payments when insufficient money is available in the sinking account.
- (D) User rates shall be established at a level which produces and maintains net revenues at a level not less than 125% of the amount of principal and interest on the notes falling due in the same year.

The purchaser of the notes has waived provisions (B) and (C). The City was in compliance with the other water revenue notes provisions during the year ended June 30, 2019.



The City also has pledged future wastewater customer receipts, net of specific operating disbursements, to repay the \$7,840,000 sewer revenue capital loan notes issued in June 2018. Proceeds from the notes will provide financing for the construction of wastewater improvements. The notes are payable solely from wastewater customer net receipts and are payable through 2048. Annual principal and interest payments are expected to require less than 85% of net revenues. The total principal and interest payments remaining to be paid on the notes are \$14,115,250. For the current year, interest paid on the notes and net customer receipts were \$312,797 and \$502,915, respectively.

The resolution providing for the issuance of the sewer revenue capital loan notes include the following provisions:

- (A) The notes will only be redeemed from the future earnings of the enterprise activity and the note holder holds a lien on the future earnings of the funds.
- (B) Sufficient monthly transfers shall be made into a separate sewer revenue sinking account for the purpose of making the principal and interest payments when due.
- (C) Additional monthly transfers shall be made to a separate sewer reserve account until a specific minimum balance has been accumulated. This account is restricted for the purpose of paying principal and interest payments when insufficient money is available in the sinking account.
- (D) User rates shall be established at a level which produces and maintains net receipts at a level not less than 115% of the amount of principal and interest on the notes falling due in the same year.

The City was in compliance with the sewer revenue note provisions for the year ended June 30, 2019.

#### **Airport Loan**

This loan was made through the United States Department of Agriculture for improvements at the City's airport. The loan has an unpaid balance of \$60,346 as of June 30, 2019, which will be paid from the general fund. The notes call for annual payments of \$32,428 including interest at 4.75%.

#### **4. DUE FROM SHELDON CHAMBER AND DEVELOPMENT CORPORATION**

The City has granted the Sheldon Community and Development Corporation (SCDC) land and also financed SCDC's purchase of land. The land is being held for development and resale. The SCDC has agreed to pay a portion of the sales price back to the City as the land is sold.

## 5. INTERFUND TRANSFERS

The detail of interfund transfers for the year ended June 30, 2019 is as follows:

<u>Transfer to</u>	<u>Transfer from</u>	<u>Amount</u>	<u>Purpose</u>
General	Special Revenue:		
	Local option sales tax	\$ 135,335	Street lighting, improvements, and economic development
	Proprietary:		
	Enterprise:		
	Water	40,335	Street lighting
	Sewer	40,335	Street lighting
		<u>216,005</u>	
Debt Service	General	32,428	Principal and interest payments
	Special revenue:		
	Tax increment financing	<u>3,964,784</u>	Principal and interest payments
		<u>3,997,212</u>	
Capital Projects	Special revenue:		
	Local option sales tax	<u>52,667</u>	Trails maintenance and community betterment
Special Revenue:			
Employee benefits	General	50,000	Property tax relief
	Special revenue:		
	Local option sales tax	65,000	Property tax relief
	Proprietary:		
	Internal service:		
	Self insurance	<u>89,000</u>	Property tax relief
		<u>204,000</u>	
Proprietary:			
Enterprise:			
Water	Special revenue:		
	Local option sales tax	<u>100,000</u>	Repayment of loan
TOTAL OPERATING TRANSFERS		<u>\$4,569,884</u>	

## 6. PENSION PLAN

Plan Description - IPERS membership is mandatory for employees of the City, except for those covered by another retirement system. Employees of the City are provided with pensions through a cost-sharing multiple employer defined benefit pension plan administered by Iowa Public Employees' Retirement System (IPERS). IPERS issues a stand-alone financial report which is available to the public by mail at 7401 Register Drive, PO Box 9117, Des Moines, IA 50306-9117 or at [www.ipers.org](http://www.ipers.org).

IPERS benefits are established under Iowa Code chapter 97B and the administrative rules thereunder. Chapter 97B and the administrative rules are the official plan documents. The following brief description is provided for general information purposes only. Refer to the plan documents for more information.

Pension Benefits - A Regular member may retire at normal retirement age and receive monthly benefits without an early-retirement reduction. Normal retirement age is age 65, any time after reaching age 62 with 20 or more years of covered employment, or when the member's years of service plus the member's age at the last birthday equals or exceeds 88, whichever comes first. These qualifications must be met on the member's first month of entitlement to benefits. Members cannot begin receiving retirement benefits before age 55. The formula used to calculate a Regular member's monthly IPERS benefit includes:

- A multiplier based on years of service.
- The member's highest five-year average salary, except members with service before June 30, 2012 will use the highest three-year average salary as of that date if it is greater than the highest five-year average salary.

Protection occupation members may retire at normal retirement age, which is generally age 55, and may retire any time after reaching age 50 with 22 or more years of covered employment.

The formula used to calculate a protection occupation member's monthly IPERS benefit includes:

- 60% of average salary after completion of 22 years of service, plus an additional 1.5% of average salary for more than 22 years of service but not more than 30 years of service.
- The member's highest three-year average salary.

If a member retires before normal retirement age, the member's monthly retirement benefit will be permanently reduced by an early-retirement reduction. The early-retirement reduction is calculated differently for service earned before and after July 1, 2012. For service earned before July 1, 2012, the reduction is 0.25% for each month the member receives benefits before the member's earliest normal retirement age. For service earned starting July 1, 2012, the reduction is 0.50% for each month that the member receives benefits before age 65.

Generally, once a member selects a benefit option, a monthly benefit is calculated and remains the same for the rest of the member's lifetime. However, to combat the effects of inflation, retirees who began receiving benefits prior to July 1990 receive a guaranteed dividend with their regular November benefit payments.

Disability and Death Benefits - A vested member who is awarded federal Social Security disability or Railroad Retirement disability benefits is eligible to claim IPERS benefits regardless of age. Disability benefits are not reduced for early retirement. If a member dies before retirement, the member's beneficiary will receive a lifetime annuity or a lump-sum payment equal to the present actuarial value of the member's accrued benefit or calculated with a set formula, whichever is greater. When a member dies after retirement, death benefits depend on the benefit option the member selected at retirement.

Contributions - Contribution rates are established by IPERS following the annual actuarial valuation, which applies IPERS' Contribution Rate Funding Policy and Actuarial Amortization Method. State statute limits the amount rates can increase or decrease each year to 1 percentage point. IPERS Contribution Rate Funding Policy requires the actuarial contribution rate be determined using the "entry age normal" actuarial cost method and the actuarial assumptions and methods approved by the IPERS Investment Board. The actuarial contribution rate covers normal cost plus the unfunded actuarial liability payment based on a 30-year amortization period. The payment to amortize the unfunded actuarial liability is determined as a level percentage of payroll, based on the Actuarial Amortization Method adopted by the Investment Board.

In fiscal year 2019, pursuant to the required rate, Regular members contributed 6.29% of covered payroll and the City contributed 9.44% of covered payroll for a total rate of 15.73%. Protective occupation members contributed 6.81% of covered payroll, and the City contributed 10.21% of covered payroll for a total rate of 17.02%.

The City's contributions to IPERS for the year ended June 30, 2019 were \$183,919.

Net Pension Liability, Pension Expense, Deferred Outflows of Resources and Deferred Inflows of Resources Related to Pensions - At June 30, 2019, the City reported a liability of \$1,117,765 for its proportionate share of the net pension liability. The net pension liability was measured as of June 30, 2018, and the total pension liability used to calculate the net pension liability was determined by an actuarial valuation as of that date. The City's proportion of the net pension liability was based on the City's share of contributions to IPERS relative to the contributions of all IPERS participating employers. At June 30, 2018, the City's proportion was .017663% which was an increase of .001412% from its proportion measured as of June 30, 2017.

For the year ended June 30, 2019, the City pension expense, deferred outflows of resources, and deferred inflows of resources totaled \$198,379, \$404,882, and \$263,242, respectively. There were no non-employer contributing entities to IPERS.

Actuarial Assumptions - The total pension liability in the June 30, 2018 actuarial valuation was determined using the following actuarial assumptions, applied to all periods included in the measurement as follows:

Rate of inflation (effective June 30, 2017)	2.60% per annum.
Rates of salary increase (effective June 30, 2017)	3.25 to 16.25%, average, including inflation. Rates vary by membership group.
Long-term investment rate of return (effective June 30, 2017)	7.00%, compounded annually, net of investment expense, including inflation.
Wage growth (effective June 30, 2017)	3.25% per annum, based on 2.60% inflation and 0.65% real wage inflation.

The actuarial assumptions used in the June 30, 2018 valuation were based on the results of an actuarial experience study dated March 24, 2017 and a demographic assumption study dated June 28, 2018.

Mortality rates used in the 2018 valuation were based on the RP-2014 Employee and Healthy Annuitant Tables with MP-2017 generational adjustments.

The long-term expected rate of return on IPERS' investments was determined using a building-block method in which best-estimate ranges of expected future real rates (expected returns, net of investment expense and inflation) are developed for each major asset class. These ranges are combined to produce the long-term expected rate of return by weighting the expected future real rates of return by the target asset allocation percentage and by adding expected inflation. The target allocation and best estimates of arithmetic real rates of return for each major asset class are summarized in the following table:

<u>Asset Class</u>	<u>Asset Allocation</u>	<u>Long-Term Expected Real Rate of Return</u>
Domestic equity	22.0%	6.01%
International equity	15.0	6.48
Global smart beta equity	3.0	6.23
Core plus fixed income	27.0	1.97
Public credit	3.5	3.93
Public real assets	7.0	2.91
Cash	1.0	(0.25)
Private equity	11.0	10.81
Private real assets	7.5	4.14
Private credit	<u>3.0</u>	3.11
Total	<u>100.0%</u>	

Discount Rate - The discount rate used to measure the total pension liability was 7.00%. The projection of cash flows used to determine the discount rate assumed employee contributions will be made at the contractually required rate and contributions from the City will be made at contractually required rates, actuarially determined. Based on those assumptions, IPERS' fiduciary net position was projected to be available to make all projected future benefit payments of current active and inactive employees. Therefore, the long-term expected rate of return on IPERS' investments was applied to all periods of projected benefit payments to determine the total pension liability.

Sensitivity of the City's Proportionate Share of the Net Pension Liability to Changes in the Discount Rate - The following presents the City's proportionate share of the net pension liability calculated using the discount rate of 7.00%, as well as what the City's proportionate share of the net pension liability would be if it were calculated using a discount rate that is 1% lower (6.00%) or 1% higher (8.00%) than the current rate.

	1% Decrease <u>(6.00%)</u>	Discount Rate <u>(7.00%)</u>	1% Increase <u>(8.00%)</u>
City's proportionate share of the net pension liability	\$2,207,673	\$1,117,765	\$ 203,959

Pension Plan Fiduciary Net Position - Detailed information about the IPERS' fiduciary net position is available in the separately issued IPERS financial report which is available on IPERS' website at [www.ipers.org](http://www.ipers.org).

## 7. OTHER POSTEMPLOYMENT BENEFITS (OPEB)

Plan Description - The City operates a single-employer health plan which provides medical, dental, and prescription drug benefits for employees, retirees, and their eligible dependents. Group insurance benefits are established under Iowa Code Chapter 509A.13. The benefits are provided through a self-insured plan. The City currently finances the benefit plan on a pay-as-you-go basis. For the year ended June 30, 2019, the City contributed \$806,018 and plan members eligible for benefits contributed \$29,119 to the plan. At June 30, 2019, no assets have been accumulated in a trust that meets the criteria in paragraph 4 of GASB Statement No. 75.

OPEB Benefits - Individuals who are employed by the City and are eligible to participate in the group health plan are eligible to continue healthcare benefits upon retirement. Retirees under age 65 pay the same premium for the medical/prescription drug benefits as active employees, which results in an implicit rate subsidy.

Retired participants must be age 55 or older at retirement, with the exception of special service participants who must be age 50 with 22 years of services. At June 30, 2019, the following employees were covered by the benefit terms:

Inactive employees or beneficiaries	
currently receiving benefit payments .....	0
Active employees .....	<u>31</u>
Total	<u>31</u>

## 8. COMPENSATED ABSENCES

City employees accumulate a limited amount of earned but unused vacation hours for subsequent use or for payment upon termination, retirement, or death. In addition, employees over age 55 have accumulated earned but unused sick pay which is payable upon retirement or death. These accumulations are not recognized as disbursements by the City until used or paid. The City's approximate liability for earned compensated absences payable to employees at June 30, 2019 is as follows:

Governmental activities:	
General fund .....	\$ 119,019
Special revenue:	
Road use tax .....	<u>27,656</u>
Total governmental activities	<u>146,675</u>
Business type activities:	
Proprietary:	
Enterprise:	
Water .....	54,530
Sewer .....	<u>29,556</u>
Total business type activities	<u>84,086</u>
TOTAL	<u>\$ 230,761</u>

**9. HEALTH CARE FACILITY REVENUE BONDS AND HOUSING REVENUE NOTES**

The City has issued Health Care Facility Revenue Bonds and Housing Revenue Notes under the provisions of Chapter 419 of the Code of Iowa. The bonds and related interest are payable solely from the rents payable by tenants of the properties constructed, and the bond principal and interest do not constitute liabilities of the City. The outstanding balance at June 30, 2019 has not been determined.

**10. RELATED PARTY TRANSACTIONS**

The City has business transactions between the City and City officials, totaling \$8,051 during the year ended June 30, 2019. See item 19-IV-D in the Schedule of Findings and Questioned Costs.

**11. CONTRACT AND OTHER COMMITMENTS**

The City has entered into contracts for wastewater treatment plant improvements, improvements for a new industrial park, an airport building, and for street improvements. A summary of the contracts are as follows:

Contract total .....	\$11,984,150
Paid as of June 30, 2019 .....	<u>8,791,344</u>
Balance to complete	<u>\$ 3,192,806</u>

**12. SUBSEQUENT EVENTS**

The City issued \$650,000 in general obligation capital loan notes to purchase a new fire truck and two new police cars.

**13. RISK MANAGEMENT**

The City is a member in the Iowa Communities Assurance Pool, as allowed by Chapter 670.7 of the Code of Iowa. The Iowa Communities Assurance Pool (Pool) is a local government risk-sharing pool whose 778 members include various governmental entities throughout the State of Iowa. The Pool was formed in August 1986 for the purpose of managing and funding third-party liability claims against its members. The Pool provides coverage and protection in the following categories: general liability, automobile liability, automobile physical damage, public officials liability, police professional liability, property, inland marine, and boiler/machinery. There have been no reductions in insurance coverage from prior years.

Each member's annual casualty contributions to the Pool fund current operations and provide capital. Annual operating contributions are those amounts necessary to fund, on a cash basis, the Pool's general and administrative expenses, claims, claims expenses and reinsurance expenses estimated for the fiscal year, plus all or any portion of any deficiency in capital. Capital contributions are made during the first six years of membership and are maintained at a level determined by the Board not to exceed 300 percent of basis rate.

The Pool also provides property coverage. Members who elect such coverage make annual operating contributions which are necessary to fund, on a cash basis, the Pool's general and administrative expenses, reinsurance premiums, losses and loss expenses for property risks estimated for the fiscal year, plus all or any portion of any deficiency in capital. Any year-end operating surplus is transferred to capital. Deficiencies in operations are offset by transfers from capital and, if insufficient, by the subsequent year's member contributions.

The City's property and casualty contributions to the risk pool are recorded as disbursements from its operating funds at the time of payment to the risk pool. The City's contributions to the Pool for the year ended June 30, 2019 were \$126,992.

The Pool uses reinsurance and excess risk-sharing agreements to reduce its exposure to large losses. The Pool retains general, automobile, police professional, and public officials' liability risks up to \$500,000 per claim. Claims exceeding \$500,000 are reinsured through reinsurance and excess risk-sharing agreements up to the amount of risk-sharing protection provided by the City's risk-sharing certificate. Property and automobile physical damage risks are retained by the Pool up to \$250,000 each occurrence, each location. Property risks exceeding \$250,000 are reinsured through reinsurance and excess risk-sharing agreements up to the amount of risk-sharing protection provided by the City's risk-sharing certificate.

The Pool's intergovernmental contract with its members provides that in the event a casualty claim, property loss, or series of claims or losses exceeds the amount of risk-sharing protection provided by the City's risk-sharing certificate, or in the event a casualty claim, property loss, or series of claims or losses exhausts the Pool's funds and any excess risk-sharing recoveries, then payment of such claims or losses shall be the obligation of the respective individual member against whom the claim was made or the loss was incurred.

Members agree to continue membership in the Pool for a period of not less than one full year. After such period, a member who has given 60 days' prior written notice may withdraw from the Pool. Upon withdrawal, payments for all casualty claims and claim expenses become the sole responsibility of the withdrawing member, regardless of whether a claim was incurred or reported prior to the member's withdrawal. Upon withdrawal, a formula set forth in the Pool's intergovernmental contract with its members is applied to determine the amount (if any) to be refunded to the withdrawing member.

The City has established a self-insurance health insurance fund (an internal service fund) to account for group insurance risks. The City's plan has established a specific stop-loss amount of \$20,000 and an aggregate stop-loss of 125% of expected claims for the year. The City purchases commercial insurance for claims in excess of coverage provided.

The City has workmen's compensation coverage through the Iowa Municipalities Workers' Compensation Association. In addition, the City purchases employee blanket bond coverage from other insurers. Settled claims resulting from these risks have not exceeded commercial insurance coverage in any of the past three fiscal years.



#### **14. COLLECTIVE BARGAINING AGREEMENT**

All employees, except for the office personnel and management, are covered by collective bargaining agreements which expire June 30, 2020.

#### **15. DEVELOPER AGREEMENTS**

The City has entered into various development agreements related to improvements made in tax increment financing districts. The properties are subject to minimum assessed values. The agreements call for annual payments from five to ten years based on a percentage of the taxes collected. During the year ended June 30, 2019, the City rebated \$59,101 of the incremental property taxes to the developers. The exact amount of the balance to be paid on the agreements has not been determined. Most of the agreements are subject to annual appropriation by the City Council.

#### **16. TAX ABATEMENTS**

Governmental Accounting Standards Board Statement No. 77 defines tax abatements as a reduction in tax revenues that results from an agreement between one or more governments and an individual or entity in which (a) one or more governments promise to forgo tax revenues to which they are otherwise entitled and (b) the individual or entity promises to take a specific action after the agreement has been entered into that contributes to economic development or otherwise benefits the governments or the citizens of those governments.

##### City Tax Abatements

The City provides tax abatements for urban renewal and economic development projects with tax increment financing as provided for in Chapters 15A and 403 of the Code of Iowa. For these types of projects, the City enters into agreements with developers which require the City, after developers meet the terms of the agreements, to rebate a portion of the property tax paid by the developers, to pay the developers an economic development grant or to pay the developers a predetermined dollar amount. No other commitments were made by the City as part of these agreements.

For the year ended June 30, 2019, the City abated \$59,101 of property tax under the urban renewal and economic development projects.

##### Tax Abatements of Other Entities

Property tax revenues of the City were not reduced for the year ended June 30, 2019 under agreements entered into by other entities.

## **SUPPLEMENTARY INFORMATION**

CITY OF SHELDON  
SCHEDULE OF CASH RECEIPTS, DISBURSEMENTS, AND  
CHANGES IN CASH BALANCES  
ALL NONMAJOR GOVERNMENTAL FUNDS  
AS OF AND FOR THE YEAR ENDED JUNE 30, 2019

	<u>Special Revenue Funds</u>		
	<u>LHAP Reuse</u>	<u>Employee Benefits</u>	<u>LMI</u>
RECEIPTS:			
Property tax .....	\$ -	\$ 554,470	\$ -
Other city taxes .....	-	14,687	-
Use of money and property .....	151	-	118
Intergovernmental .....	-	39,752	-
Miscellaneous .....	-	1,576	-
TOTAL RECEIPTS	<u>151</u>	<u>610,485</u>	<u>118</u>
DISBURSEMENTS:			
Public safety .....	-	379,263	-
Public works .....	-	209,541	-
Culture and recreation .....	-	146,035	-
Community and economic development .....	-	46,048	-
General government .....	-	27,218	-
TOTAL DISBURSEMENTS	<u>-</u>	<u>808,105</u>	<u>-</u>
EXCESS (DEFICIENCY) OF RECEIPTS OVER (UNDER) DISBURSEMENTS	151	(197,620)	118
OPERATING TRANSFERS IN .....	<u>-</u>	<u>204,000</u>	<u>-</u>
NET CHANGE IN CASH BALANCES	151	6,380	118
CASH BALANCES - BEGINNING OF YEAR ....	<u>57,295</u>	<u>943</u>	<u>20,803</u>
CASH BALANCES - END OF YEAR	<u>\$ 57,446</u>	<u>\$ 7,323</u>	<u>\$ 20,921</u>
CASH BASIS FUND BALANCES:			
Restricted for:			
Community and economic development .....	\$ 57,446	\$ -	\$ 20,921
Police purposes .....	-	-	-
Employee benefits.....	-	7,323	-
Disaster purposes .....	<u>-</u>	<u>-</u>	<u>-</u>
TOTAL CASH BASIS FUND BALANCES	<u>\$ 57,446</u>	<u>\$ 7,323</u>	<u>\$ 20,921</u>

<u>FEMA</u>	<u>Seizure</u>	<u>Total</u>
\$ -	\$ -	\$ 554,470
-	-	14,687
-	-	269
50,974	-	90,726
-	52	1,628
<u>50,974</u>	<u>52</u>	<u>661,780</u>
-	-	379,263
-	-	209,541
-	-	146,035
-	-	46,048
-	-	27,218
<u>-</u>	<u>-</u>	<u>808,105</u>
50,974	52	(146,325)
<u>-</u>	<u>-</u>	<u>204,000</u>
50,974	52	57,675
<u>-</u>	<u>5,365</u>	<u>84,406</u>
<u>\$ 50,974</u>	<u>\$ 5,417</u>	<u>\$ 142,081</u>
\$ -	\$ -	\$ 78,367
-	5,417	5,417
-	-	7,323
<u>50,974</u>	<u>-</u>	<u>50,974</u>
<u>\$ 50,974</u>	<u>\$ 5,417</u>	<u>\$ 142,081</u>

CITY OF SHELDON  
SCHEDULE OF INDEBTEDNESS  
FOR THE YEAR ENDED JUNE 30, 2019

<u>Obligation</u>	<u>Date of Issue</u>	<u>Amount Interest Rates</u>	<u>Originally Issued</u>	<u>Final Due Date</u>
<u>GOVERNMENTAL ACTIVITIES:</u>				
General Obligation Bonds/Notes:				
Capital loan notes, series 2013	5-29-2013	1.05 - 1.75%	\$5,350,000	6-01-2023
Taxable capital loan notes, series 2016	7-01-2016	2.00 - 3.25%	3,400,000	6-01-2031
Capital loan notes, series 2017	6-20-2017	2.00 - 2.50%	2,395,000	6-01-2025
Capital loan notes, series 2017B	11-30-2017	1.75 - 4.00%	4,445,000	6-01-2037
Total General Obligation Bonds/Notes				
Tax Increment Financing Notes:				
Taxable urban renewal annual appropriation capital loan notes, series 2017C	11-30-2017	4.00%	1,225,000	6-01-2021
Other Long-Term Debt:				
USDA airport loan	6-06-2001	4.75%	400,000	7-01-2020
TOTAL GOVERNMENTAL ACTIVITIES				
<u>BUSINESS TYPE ACTIVITIES:</u>				
Water revenue capital loan notes	3-25-2007	2.47%	\$1,900,000	6-01-2022
Sewer revenue capital loan notes	6-20-2018	3.00 - 5.00%	7,840,000	6-01-2048
TOTAL BUSINESS TYPE ACTIVITIES				

## Schedule 2

<u>Balance Beginning of Year</u>	<u>Issued During Year</u>	<u>Redeemed During Year</u>	<u>Balance End of Year</u>	<u>Interest Paid</u>
\$ 3,160,000		\$2,795,000	\$ 365,000	\$ 43,720
3,000,000		200,000	2,800,000	78,415
2,025,000		375,000	1,650,000	43,375
<u>4,445,000</u>	<u>                    </u>	<u>                    </u>	<u>4,445,000</u>	<u>199,231</u>
12,630,000		3,370,000	9,260,000	364,741
1,225,000		250,000	975,000	73,636
<u>88,567</u>	<u>                    </u>	<u>28,221</u>	<u>60,346</u>	<u>4,207</u>
<u>\$13,943,567</u>	<u>                    </u>	<u>\$3,648,221</u>	<u>\$10,295,346</u>	<u>\$442,584</u>
\$ 631,605		\$ 149,001	\$ 482,604	\$ 14,691
<u>7,840,000</u>	<u>                    </u>	<u>                    </u>	<u>7,840,000</u>	<u>312,797</u>
<u>\$ 8,471,605</u>	<u>                    </u>	<u>\$ 149,001</u>	<u>\$ 8,322,604</u>	<u>\$327,488</u>

CITY OF SHELDON  
BOND AND NOTE MATURITIES  
JUNE 30, 2019

General Obligation Bonds/Notes

Capital Loan Notes Issued 11-30-2017			Taxable Capital Loan Notes Issued 7-1-2016		Capital Loan Notes Issued 6-20-2017	
Year Ending June 30,	Interest Rate	Amount	Interest Rate	Amount	Interest Rate	Amount
2020			2.00%	\$ 205,000	2.00%	\$ 260,000
2021			2.25%	210,000	2.00%	265,000
2022	2.00%	\$ 230,000	2.25%	215,000	2.00%	270,000
2023	1.75%	235,000	2.25%	215,000	2.00%	280,000
2024	2.00%	240,000	2.50%	220,000	2.50%	285,000
2025	2.00%	245,000	2.50%	230,000	2.50%	290,000
2026	2.00%	250,000	2.60%	235,000		
2027	2.75%	255,000	2.80%	240,000		
2028	2.75%	260,000	3.00%	245,000		
2029	3.00%	265,000	3.00%	255,000		
2030	3.00%	275,000	3.10%	260,000		
2031	3.00%	285,000	3.25%	270,000		
2032	3.00%	290,000				
2033	3.50%	300,000				
2034	3.50%	310,000				
2035	4.00%	320,000				
2036	4.00%	335,000				
2037	4.00%	350,000				
		<u>\$4,445,000</u>		<u>\$ 2,800,000</u>		<u>\$1,650,000</u>

Capital Loan Notes  
Issued 5-29-2013

Year Ending June 30,	Interest Rate	Amount	General Obligation Total
2020	1.05%	\$ 90,000	\$ 555,000
2021	1.25%	90,000	565,000
2022	1.50%	90,000	805,000
2023	1.75%	95,000	825,000
2024			745,000
2025			765,000
2026			485,000
2027			495,000
2028			505,000
2029			520,000
2030			535,000
2031			555,000
2032			290,000
2033			300,000
2034			310,000
2035			320,000
2036			335,000
2037			350,000
		<u>\$ 365,000</u>	<u>\$ 9,260,000</u>

See Accompanying Independent Auditors' Report

CITY OF SHELDON  
BOND AND NOTE MATURITIES - Continued  
JUNE 30, 2019

Other Governmental Activities Bonds/Notes

Year Ending June 30,	USDA Airport Loan Issued 6-6-2001		Tax Increment Notes Issued 11-30-2017	
	Interest Rate	Amount	Interest Rate	Amount
2020	4.75%	\$ 29,562	4.00%	\$ 480,000
2021	4.75%	30,784	4.00%	495,000
		<u>\$ 60,346</u>		<u>\$ 975,000</u>

Revenue Notes

Year Ending June 30,	Water Revenue Capital Loan Notes Issued 3-25-2007		Sewer Revenue Capital Loan Notes Issued 6-20-2018		Revenue Notes <u>Total</u>
	Interest Rate	Amount	Interest Rate	Amount	
2020	2.47%	\$ 155,888	3.00%	\$ 100,000	\$ 255,888
2021	2.47%	161,180	3.00%	160,000	321,180
2022	2.47%	165,536	3.00%	165,000	330,536
2023			3.00%	170,000	170,000
2024			3.00%	175,000	175,000
2025			3.00%	180,000	180,000
2026			3.00%	190,000	190,000
2027			4.00%	195,000	195,000
2028			4.00%	200,000	200,000
2029			4.00%	210,000	210,000
2030			4.00%	215,000	215,000
2031			4.00%	225,000	225,000
2032			4.00%	235,000	235,000
2033			4.00%	245,000	245,000
2034			4.00%	255,000	255,000
2035			4.00%	265,000	265,000
2036			4.00%	275,000	275,000
2037			4.00%	285,000	285,000
2038			4.00%	295,000	295,000
2039			4.25%	310,000	310,000
2040			4.25%	320,000	320,000
2041			4.50%	335,000	335,000
2042			4.50%	350,000	350,000
2043			4.50%	365,000	365,000
2044			5.00%	385,000	385,000
2045			5.00%	400,000	400,000
2046			5.00%	425,000	425,000
2047			5.00%	445,000	445,000
2048			5.00%	465,000	465,000
		<u>\$ 482,604</u>		<u>\$ 7,840,000</u>	<u>\$8,322,604</u>



CITY OF SHELDON  
SCHEDULE OF RECEIPTS BY SOURCE AND DISBURSEMENTS BY FUNCTION -  
ALL GOVERNMENTAL FUNDS  
FOR THE LAST TEN YEARS

	<u>2019</u>	<u>2018</u>	<u>2017</u>	<u>2016</u>
RECEIPTS:				
Property tax .....	\$ 1,659,908	\$ 1,639,247	\$ 1,617,926	\$ 1,489,134
Tax increment financing .....	2,422,334	2,609,759	2,386,756	2,108,134
Other city taxes .....	941,628	860,077	961,387	825,701
Licenses and permits .....	11,693	16,030	15,433	12,180
Use of money and property .....	248,818	191,690	124,868	93,029
Intergovernmental .....	1,709,701	1,495,196	1,776,747	1,208,509
Charges for services .....	480,318	454,541	385,561	399,857
Special assessments .....	15,676	19,649	17,159	26,470
Miscellaneous .....	<u>1,122,275</u>	<u>526,602</u>	<u>917,831</u>	<u>815,266</u>
 TOTAL RECEIPTS	 <u>\$ 8,612,351</u>	 <u>\$ 7,812,791</u>	 <u>\$ 8,203,668</u>	 <u>\$ 6,978,280</u>
 DISBURSEMENTS:				
Public safety .....	\$ 1,345,587	\$ 1,242,463	\$ 1,519,675	\$ 1,211,302
Public works .....	1,503,828	1,202,854	964,039	945,830
Health and social services .....	20,000		10,000	
Culture and recreation .....	1,005,647	835,891	556,802	487,846
Community and economic development .....	396,333	529,413	430,132	456,391
General government .....	441,572	413,273	883,875	449,864
Debt service .....	4,093,105	1,454,401	3,010,128	1,171,193
Capital projects .....	<u>1,075,153</u>	<u>2,227,833</u>	<u>5,013,994</u>	<u>1,071,872</u>
 TOTAL DISBURSEMENTS	 <u>\$ 9,881,225</u>	 <u>\$ 7,906,128</u>	 <u>\$12,378,645</u>	 <u>\$ 5,804,298</u>

## Schedule 4

<u>2015</u>	<u>2014</u>	<u>2013</u>	<u>2012</u>	<u>2011</u>	<u>2010</u>
\$1,477,922	\$ 1,501,872	\$1,432,048	\$1,369,670	\$1,204,482	\$1,129,515
1,878,277	1,878,787	1,839,228	1,750,174	2,215,974	2,063,537
719,792	700,968	701,949	681,333	638,549	526,941
15,353	14,816	12,447	12,173	11,975	11,739
98,081	109,418	117,492	114,330	117,228	120,068
1,367,642	3,364,788	854,341	929,224	705,140	960,474
469,954	371,215	395,800	377,538	395,888	540,672
35,631	18,485	2,227	401	14,998	
<u>233,645</u>	<u>185,928</u>	<u>168,519</u>	<u>257,097</u>	<u>125,529</u>	<u>251,783</u>
<u>\$6,296,297</u>	<u>\$ 8,146,277</u>	<u>\$5,524,051</u>	<u>\$5,491,940</u>	<u>\$5,429,763</u>	<u>\$5,604,729</u>
\$ 986,414	\$ 1,145,638	\$1,128,661	\$1,116,261	\$ 831,273	\$1,003,796
1,184,090	1,386,304	1,013,510	706,086	880,355	1,199,692
16,500	26,500	16,500	15,500	15,500	15,500
495,255	477,045	503,533	527,914	464,512	492,326
444,411	394,121	501,782	388,552	356,868	453,534
342,415	407,858	423,095	332,493	342,258	374,716
3,113,168	1,281,730	1,088,690	971,366	881,645	1,586,968
<u>1,651,939</u>	<u>6,648,345</u>	<u>1,390,607</u>	<u>2,435,130</u>	<u>3,370,859</u>	<u>1,091,594</u>
<u>\$8,234,192</u>	<u>\$11,767,541</u>	<u>\$6,066,378</u>	<u>\$6,493,302</u>	<u>\$7,143,270</u>	<u>\$6,218,126</u>

CITY OF SHELDON  
 SCHEDULE OF EXPENDITURES OF FEDERAL AWARDS  
 FOR THE YEAR ENDED JUNE 30, 2019

## Direct:

U.S. Department of Transportation:

Federal Aviation Administration:

Airport Improvement Program	20.106	3-19-0081-014-2017	\$129,400
		3-19-0081-015-2018	<u>260,463</u>
Total Direct			<u>389,863</u>

## Indirect:

U.S. Department of Transportation:

Iowa Department of Transportation:

Highway Planning and Construction	20.205	03-17-STPU-036	455,754
-----------------------------------	--------	----------------	---------

U.S. Department of Homeland Security:

Iowa Department of Homeland Security  
and Emergency Management:

Disaster Grants - Public Assistance	97.036	FEMA-4386-DR-IA	<u>25,011</u>
-------------------------------------	--------	-----------------	---------------

Total Indirect			<u>480,765</u>
----------------	--	--	----------------

TOTAL			<u>\$870,628</u>
-------	--	--	------------------

**Basis of Presentation** - The accompanying Schedule of Expenditures of Federal Awards (Schedule) includes the federal award activity of the City under programs of the federal government for the year ended June 30, 2019. The information on this Schedule is presented in accordance with the requirements of Title 2, U.S. *Code of Federal Regulations*, Part 200, *Uniform Administrative Requirement, Cost Principles and Audit Requirements for Federal Awards* (Uniform Guidance). Because the Schedule presents only a selected portion of the operations of the City, it is not intended to and does not present the financial position, changes in financial position or cash flows of the City.

**Summary of Significant Accounting Policies** - Expenditures reported in the Schedule are reported on the basis of cash receipts and disbursements, which is a basis of accounting other than U.S. generally accepted accounting principles. Such expenditures are recognized following, as applicable, either the cost principles in OMB Circular A-87, *Cost Principles for State, Local and Indian Tribal Governments*, or the cost principles contained in the Uniform Guidance, wherein certain types of expenditures are not allowable or are limited as to reimbursement.

**Indirect Cost Rate** - The City has elected to use the 10% de minimis indirect cost rate as allowed under the Uniform Guidance.

## OTHER INFORMATION

CITY OF SHELDON  
BUDGETARY COMPARISON SCHEDULE OF RECEIPTS, DISBURSEMENTS  
AND CHANGES IN BALANCES - BUDGET AND ACTUAL (CASH BASIS) -  
ALL GOVERNMENTAL AND PROPRIETARY FUNDS  
OTHER INFORMATION  
FOR THE YEAR ENDED JUNE 30, 2019

	Governmental Funds <u>Actual</u>	Proprietary Funds <u>Actual</u>	Total <u>Actual</u>
RECEIPTS:			
Property taxes .....	\$ 1,659,908		\$ 1,659,908
Other city taxes .....	941,628		941,628
Tax increment financing revenues .....	2,422,334		2,422,334
Licenses and permits .....	11,693		11,693
Use of money and property .....	248,818	\$ 47,407	296,225
Intergovernmental .....	1,709,701		1,709,701
Charges for services .....	480,318	3,133,196	3,613,514
Special assessments .....	15,676		15,676
Miscellaneous .....	<u>1,122,275</u>	<u>210,310</u>	<u>1,332,585</u>
TOTAL RECEIPTS	<u>8,612,351</u>	<u>3,390,913</u>	<u>12,003,264</u>
DISBURSEMENTS:			
Program:			
Public safety .....	1,345,587		1,345,587
Public works .....	1,503,828		1,503,828
Health and social services .....	20,000		20,000
Culture and recreation .....	1,005,647		1,005,647
Community and economic development .....	396,333		396,333
General government .....	441,572		441,572
Debt service .....	4,093,105		4,093,105
Capital projects .....	1,075,153		1,075,153
Business-type activities .....		<u>10,544,995</u>	<u>10,544,995</u>
TOTAL DISBURSEMENTS	<u>9,881,225</u>	<u>10,544,995</u>	<u>20,426,220</u>
DEFICIENCY OF RECEIPTS UNDER DISBURSEMENTS	<u>(1,268,874)</u>	<u>(7,154,082)</u>	<u>(8,422,956)</u>
OTHER FINANCING SOURCES (USES):			
Operating transfer in .....	4,469,884	100,000	4,569,884
Operating transfer out .....	(4,400,214)	(169,670)	(4,569,884)
Proceeds - sale of assets .....	<u>108,750</u>		<u>108,750</u>
TOTAL OTHER FINANCING SOURCES (USES)	<u>178,420</u>	<u>(69,670)</u>	<u>108,750</u>
DEFICIENCY OF RECEIPTS AND OTHER FINANCING SOURCES UNDER DISBURSEMENTS	(1,090,454)	(7,223,752)	(8,314,206)
BALANCE - BEGINNING OF YEAR .....	<u>7,821,862</u>	<u>12,395,337</u>	<u>20,217,199</u>
BALANCE - END OF YEAR	<u>\$ 6,731,408</u>	<u>\$ 5,171,585</u>	<u>\$11,902,993</u>

## Schedule 6

<u>Original Budget</u>	<u>Final Budget</u>	<u>Final to Actual Variance</u>
\$ 1,668,763	\$ 1,668,763	\$ (8,855)
809,770	847,470	94,158
2,699,886	2,699,886	(277,552)
14,550	14,550	(2,857)
181,044	181,044	115,181
2,208,064	1,230,174	479,527
2,765,744	2,765,744	847,770
14,235	14,235	1,441
<u>1,507,592</u>	<u>2,094,610</u>	<u>(762,025)</u>
<u>11,869,648</u>	<u>11,516,476</u>	<u>486,788</u>
1,361,056	1,361,838	16,251
2,741,751	1,132,816	(371,012)
20,000	20,000	
1,024,195	1,129,195	123,548
369,668	369,668	(26,665)
440,696	459,600	18,028
1,828,806	4,093,806	701
2,495,105	2,504,381	1,429,228
<u>6,224,974</u>	<u>12,101,298</u>	<u>1,556,303</u>
<u>16,506,251</u>	<u>23,172,602</u>	<u>2,746,382</u>
<u>(4,636,603)</u>	<u>(11,656,126)</u>	<u>3,233,170</u>
2,779,277	5,823,296	(1,253,412)
(2,779,277)	(5,823,296)	1,253,412
	<u>108,750</u>	
	<u>108,750</u>	
(4,636,603)	(11,547,376)	3,233,170
<u>6,238,395</u>	<u>12,476,790</u>	<u>7,740,409</u>
<u>\$ 1,601,792</u>	<u>\$ 929,414</u>	<u>\$10,973,579</u>

CITY OF SHELDON  
NOTES TO SCHEDULE 5 - BUDGETARY REPORTING  
FOR THE YEAR ENDED JUNE 30, 2019

The budgetary comparison is presented in accordance with Government Accounting Standards Board Statement No. 41 for governments with significant budgetary perspective differences resulting from not being able to present budgetary comparisons for the General Fund and each major Special Revenue Fund.

In accordance with the Code of Iowa, the City Council annually adopts a budget on the cash basis following required public notice and hearing for all funds. The annual budget may be amended during the year utilizing similar statutorily prescribed procedures.

Formal and legal budgetary control is based upon nine major classes of disbursements known as functions, not by fund or fund type. These nine functions are: public safety, public works, health and social services, culture and recreation, community and economic development, general government, debt service, capital projects, and business-type activities. Function disbursements required to be budgeted include disbursements for the General Fund, Special Revenue Funds, Debt Service Fund, Capital Projects Funds, and Proprietary Funds. Although the budget document presents function disbursements by fund, the legal level of control is at the aggregated function level, not by fund. During the year, a budget amendment increased budgeted disbursements by \$6,666,351. This budget amendment is reflected in the final budgeted amounts.

During the year ended June 30, 2019, disbursements exceeded the amounts budgeted in the community and economic development and public works functions.

CITY OF SHELDON  
SCHEDULE OF CITY'S PROPORTIONATE SHARE OF THE NET PENSION LIABILITY

IOWA PUBLIC EMPLOYEES' RETIREMENT SYSTEM  
LAST FIVE FISCAL YEARS  
(IN THOUSANDS)

OTHER INFORMATION (UNAUDITED)

	<u>2019</u>	<u>2018</u>	<u>2017</u>
City's proportion of the net pension liability .....	.017663	.016251%	.016617%
City's proportionate share of the net pension liability .....	\$ 1,118	\$ 1,083	\$ 1,046
City's covered-employee payroll .....	\$ 1,837	\$ 1,671	\$ 1,590
City's proportionate share of the net pension liability as a percentage of its covered-employee payroll .....	60.86%	64.81%	65.79%
Plan fiduciary net position as a percentage of the total pension liability .....	83.62%	82.21%	81.82%

\* In accordance with GASB Statement No. 68, the amounts presented for each fiscal year were determined as of June 30 of the preceding fiscal year.

Note: GASB Statement No. 68 requires ten years of information to be presented in this table. However, until a full 10-year trend is compiled, the City will present information for those years for which information is available.



## Schedule 6

<u>2016</u>	<u>2015</u>
.015290%	.013740%
\$ 755	\$ 545
\$ 1,550	\$ 1,464
48.71%	37.23%
85.19%	87.61%

CITY OF SHELDON  
SCHEDULE OF CITY CONTRIBUTIONS

IOWA PUBLIC EMPLOYEES' RETIREMENT SYSTEM  
LAST NINE FISCAL YEARS  
(IN THOUSANDS)

OTHER INFORMATION (UNAUDITED)

	<u>2019</u>	<u>2018</u>	<u>2017</u>	<u>2016</u>	<u>2015</u>
Statutorily required contribution .....	\$ 184	\$ 169	\$ 154	\$ 146	\$ 144
Contributions in relation to the statutorily required contribution .....	<u>184</u>	<u>169</u>	<u>154</u>	<u>146</u>	<u>144</u>
Contribution deficiency (excess)	<u>\$ 0</u>	<u>\$ 0</u>	<u>\$ 0</u>	<u>\$ 0</u>	<u>\$ 0</u>
City's covered-employee payroll .....	\$ 1,897	\$ 1,837	\$ 1,671	\$ 1,590	\$ 1,550
Contributions as a percentage of covered-employee payroll .....	9.70%	9.20%	9.21%	9.18%	9.29%

Note: GASB Statement No. 68 requires ten years of information to be presented in this table. However, until a full 10-year trend is compiled, the City will present information for those years for which information is available.

# Schedule 8

<u>2014</u>	<u>2013</u>	<u>2012</u>	<u>2011</u>
\$ 136	\$ 129	\$ 118	\$ 103
<u>136</u>	<u>129</u>	<u>118</u>	<u>103</u>
<u>\$ 0</u>	<u>\$ 0</u>	<u>\$ 0</u>	<u>\$ 0</u>
\$ 1,464	\$ 1,417	\$ 1,374	\$ 1,328
9.29%	9.10%	8.59%	7.76%

CITY OF SHELDON  
NOTES TO OTHER INFORMATION - PENSION LIABILITY  
IOWA PUBLIC EMPLOYEES' RETIREMENT SYSTEM  
YEAR ENDED JUNE 30, 2019

**Changes of Benefit Terms**

Legislation enacted in 2010 modified benefit terms for Regular members. The definition of final average salary changed from the highest three to the highest five years of covered wages. The vesting requirement changed from four years of service to seven years. The early retirement reduction increased from 3% per year measured from the member's first unreduced retirement age to a 6% reduction for each year of retirement before age 65.

**Changes of Assumptions**

The 2018 valuation implemented the following refinements as a result of a demographic assumption study dated June 28, 2018:

- Changed mortality assumptions to the RP-2014 mortality tables with mortality improvements modeled using Scale MP-2017.
- Adjusted retirement rates.
- Lowered disability rates.
- Adjusted the probability of a vested Regular member electing to receive a deferred benefit.
- Adjusted the merit component of the salary increase assumption.

The 2017 valuation implemented the following refinements as a result of an experience study dated March 24, 2017:


- Decreased the inflation assumption from 3.00% to 2.60%.
- Decreased the assumed rate of interest on member accounts from 3.75% to 3.50% per year.
- Decreased the discount rate from 7.50% to 7.00%.
- Decreased the wage growth assumption from 4.00% to 3.25%.
- Decreased the payroll growth assumption from 4.00% to 3.25%.

The 2014 valuation implemented the following refinements as a result of quadrennial experience study:

- Decreased the inflation assumption from 3.25% to 3.00%.
- Decreased the assumed rate of interest on member accounts from 4.00% to 3.75% per year.
- Adjusted male mortality rates for retirees in the Regular membership group.
- Reduced retirement rates for sheriffs and deputies between the ages of 55 and 64.
- Moved from an open 30-year amortization period to a closed 30-year amortization period for the UAL (unfunded actuarial valuation) beginning June 30, 2015. Each year thereafter, changes in the UAL from plan experience will be amortized on a separate closed 20-year period.

The 2010 valuation implemented the following refinements as a result of a quadrennial experience study:

- Adjusted retiree mortality assumptions.
- Modified retirement rates to reflect fewer retirements.
- Lowered disability rates at most ages.
- Lowered employment termination rates.
- Generally increased the probability of terminating members receiving a deferred retirement benefit.
- Modified salary increase assumptions based on various service duration.



WINTHER STAVE & CO | LLP<sup>TM</sup>  
Certified Public Accountants

1316 West 18th Street  
P.O. Box 175  
Spencer, Iowa 51301-0175  
Phone 712-262-3117  
FAX 712-262-3159

[www.winther-stave.com](http://www.winther-stave.com)

1004 21st Street #4  
P.O. Box 187  
Milford, Iowa 51351-0187  
Phone 712-338-2488  
FAX 712-338-2510

---

INDEPENDENT AUDITORS' REPORT ON INTERNAL CONTROL  
OVER FINANCIAL REPORTING AND ON COMPLIANCE AND OTHER MATTERS  
BASED ON AN AUDIT OF FINANCIAL STATEMENTS PERFORMED IN ACCORDANCE WITH  
GOVERNMENT AUDITING STANDARDS

The Honorable Mayor and  
Members of the City Council  
City of Sheldon  
Sheldon, IA 51201

We have audited in accordance with auditing standards generally accepted in the United States of America and the standards applicable to financial audits contained in *Government Auditing Standards*, issued by the Comptroller General of the United States, the financial statements of the governmental activities, the business type activities, each major fund and the aggregate remaining fund information of the primary government of the City of Sheldon, Iowa, as of and for the year ended June 30, 2019, and the related notes to financial statements, which collectively comprise the basic financial statements of the City's primary government, and have issued our report thereon dated February 24, 2020. Our report expressed unmodified opinions on the primary government's financial statements which were prepared on the basis of cash receipts and disbursements, a basis of accounting other than accounting principles generally accepted in the United States of America.

**Internal Control Over Financial Reporting**

In planning and performing our audit of the financial statements, we considered the City's internal control over financial reporting to determine the audit procedures appropriate in the circumstances for the purpose of expressing our opinions on the financial statements, but not for the purpose of expressing an opinion on the effectiveness of the City's internal control. Accordingly, we do not express an opinion on the effectiveness of the City's internal control.

A deficiency in internal control exists when the design or operation of a control does not allow management or employees, in the normal course of performing their assigned functions, to prevent or detect and correct misstatements on a timely basis. A material weakness is a deficiency, or a combination of deficiencies, in internal control such that there is a reasonable possibility a material misstatement of the City's financial statements will not be prevented, or detected and corrected on a timely basis. A significant deficiency is a deficiency, or a combination of deficiencies, in internal control which is less severe than a material weakness, yet important enough to merit attention by those charged with governance.

Our consideration of internal control was for the limited purpose described in the first paragraph of this section and was not designed to identify all deficiencies in internal control that might be material weaknesses or significant deficiencies. Given these limitations during our audit, we did not identify any deficiencies in internal control that we consider to be material weaknesses. However, material weaknesses may exist that have not been identified.

### **Compliance and Other Matters**

As part of obtaining reasonable assurance about whether the City's financial statements are free of material misstatement, we performed tests of its compliance with certain provisions of laws, regulations, contracts and grant agreements, noncompliance with which could have a direct and material effect on the determination of financial statement amounts. However, providing an opinion on compliance with those provisions was not an objective of our audit and, accordingly, we do not express such an opinion. The results of our tests disclosed no instances of noncompliance or other matters that are required to be reported under *Government Auditing Standards*. However, we noted certain immaterial instances of noncompliance or other matters that are described in Part IV of the accompanying Schedule of Findings and Questioned Costs.

Comments involving statutory and other legal matters about the City's operations for the year ended June 30, 2019 are based exclusively on knowledge obtained from procedures performed during our audit of the financial statements of the City. Since our audit was based on tests and samples, not all transactions that might have had an impact on the comments were necessarily audited. The comments involving statutory and other legal matters are not intended to constitute legal interpretations of those statutes.

### **City's Responses to Findings**

The City's responses to the findings identified in our audit are described in the accompanying Schedule of Findings and Questioned Costs. The City's responses were not subjected to the auditing procedures applied in the audit of the financial statements and, accordingly, we express no opinion on them.


### **Purpose of this Report**

The purpose of this report is solely to describe the scope of our testing of internal control and compliance and the result of that testing and not to provide an opinion on the effectiveness of the City's internal control or on compliance. This report is an integral part of an audit performed in accordance with *Government Auditing Standards* in considering the City's internal control and compliance. Accordingly, this communication is not suitable for any other purpose.

We would like to acknowledge the many courtesies and assistance extended to us by personnel of the City during the course of our audit. Should you have any questions concerning any of the above matters, we shall be pleased to discuss them with you at your convenience.

*Winthru, Stone & Co., LLP*

February 24, 2020  
Spencer, Iowa



WINTHER STAVE & CO | LLP<sup>®</sup>  
Certified Public Accountants

1316 West 18th Street  
P.O. Box 175  
Spencer, Iowa 51301-0175  
Phone 712-262-3117  
FAX 712-262-3159

[www.winther-stave.com](http://www.winther-stave.com)

1004 21st Street #4  
P.O. Box 187  
Milford, Iowa 51351-0187  
Phone 712-338-2488  
FAX 712-338-2510

---

INDEPENDENT AUDITORS' REPORT ON COMPLIANCE  
FOR MAJOR FEDERAL PROGRAM AND ON INTERNAL CONTROL OVER  
COMPLIANCE REQUIRED BY THE UNIFORM GUIDANCE

The Honorable Mayor and  
Members of the City Council  
City of Sheldon  
Sheldon, IA 51301

**Report on Compliance for Major Federal Program**

We have audited the City of Sheldon, Iowa's compliance with the types of compliance requirements described in U.S. Office of Management and Budget (OMB) *Compliance Supplement* that could have a direct and material effect on the City's major federal program for the year ended June 30, 2019. The City's major federal program is identified in Part I of the accompanying Schedule of Findings and Questioned Costs.

**Management's Responsibility**

Management is responsible for compliance with federal statutes, regulations, and the terms and conditions of its federal awards applicable to its federal program.

**Auditors' Responsibility**

Our responsibility is to express an opinion on compliance for the City's major federal program based on our audit of the types of compliance requirements referred to above. We conducted our audit of compliance in accordance with auditing standards generally accepted in the United States of America, the standards applicable to financial audits contained in *Government Auditing Standards*, issued by the Comptroller General of the United States, and the audit requirements of Title 2, U.S. Code of Federal Regulations, Part 200, *Uniform Administrative Requirements, Cost Principles and Audit Requirements for Federal Awards* (Uniform Guidance). Those standards and the Uniform Guidance require that we plan and perform the audit to obtain reasonable assurance about whether noncompliance with the types of compliance requirements referred to above that could have a direct and material effect on a major federal program occurred. An audit includes examining, on a test basis, evidence about the City's compliance with those requirements and performing such other procedures as we considered necessary in the circumstances.

We believe our audit provides a reasonable basis for our opinion on compliance for the major federal program. However, our audit does not provide a legal determination of the City's compliance.

### **Opinion on The Major Federal Program**

In our opinion, the City complied, in all material respects, with the types of compliance requirements referred to above that could have a direct and material effect on its major federal program for the year ended June 30, 2019.

### **Report on Internal Control Over Compliance**

The management of the City is responsible for establishing and maintaining effective internal control over compliance with the types of compliance requirements referred to above. In planning and performing our audit of compliance, we considered the City's internal control over compliance with the types of requirements that could have a direct and material effect on the major federal program to determine the auditing procedures appropriate in the circumstances for the purpose of expressing an opinion on compliance for the major federal program and to test and report on internal control over compliance in accordance with the Uniform Guidance, but not for the purpose of expressing an opinion on the effectiveness of internal control over compliance. Accordingly, we do not express an opinion on the effectiveness of the City's internal control over compliance.

A deficiency in internal control over compliance exists when the design or operation of a control over compliance does not allow management or employees, in the normal course of performing their assigned functions, to prevent or detect and correct noncompliance with a type of compliance requirement of a federal program on a timely basis. A material weakness in internal control over compliance is a deficiency, or a combination of deficiencies, in internal control over compliance such that there is a reasonable possibility material noncompliance with a type of compliance requirement of a federal program will not be prevented or detected and corrected on a timely basis. A significant deficiency in internal control over compliance is a deficiency, or a combination of deficiencies, in internal control over compliance with a type of compliance requirement of a federal program that is less severe than a material weakness in internal control over compliance, yet important enough to merit attention by those charged with governance.

Our consideration of internal control over compliance was for the limited purpose described in the first paragraph of this section and was not designed to identify all deficiencies in internal control over compliance that might be material weaknesses or significant deficiencies. We did not identify any deficiencies in internal control over compliance that we consider to be material weaknesses as defined above. However, material weaknesses may exist that have not been identified.

The purpose of this report on internal control over compliance is solely to describe the scope of our testing of internal control over compliance and the results of that testing based on the requirements of the Uniform Guidance. Accordingly, this report is not suitable for any other purpose.

*Winthru, Stone & Co., LLP*

February 24, 2020  
Spencer, Iowa



CITY OF SHELDON  
SCHEDULE OF FINDINGS AND QUESTIONED COSTS  
FOR THE YEAR ENDED JUNE 30, 2019

**Part I: Summary of the Independent Auditors' Results:**

- a. Unmodified opinions were issued on the financial statements prepared on the basis of cash receipts and disbursements, which is a basis of accounting other than accounting principles generally accepted in the United States of America.
- b. No material weaknesses in internal control over financial reporting were disclosed by the audit of the financial statements.
- c. The audit did not disclose any noncompliance which is material to the financial statements.
- d. No material weakness in internal control over the major program was disclosed by the audit of the financial statements.
- e. An unmodified opinion was issued on compliance with requirements applicable to the major program.
- f. The audit disclosed no audit findings which are required to be reported in accordance with the Uniform Guidance, Section 200.516.
- g. The major program was CFDA Number 20.205 - Highway Planning and Construction.
- h. The dollar threshold used to distinguish between Type A and Type B programs was \$750,000.
- i. The City of Sheldon did not qualify as a low-risk auditee.

CITY OF SHELDON  
SCHEDULE OF FINDINGS AND QUESTIONED COSTS - Continued  
FOR THE YEAR ENDED JUNE 30, 2019

**Part II: Findings Related to the Financial Statements**

Internal Control Deficiency:

No findings were noted.

Instances of Non-Compliance:

No findings were noted.

**Part III: Findings and Questioned Costs for Federal Awards**

Instances of Non-Compliance:

No findings were noted.

Internal Control Deficiency:

No findings were noted.

CITY OF SHELDON  
SCHEDULE OF FINDINGS AND QUESTIONED COSTS - Continued  
FOR THE YEAR ENDED JUNE 30, 2019

**Part IV: Other Findings Related to Required Statutory Reporting**

- 19-IV-A Certified Budget - Disbursements during the year ended June 30, 2019 exceeded the amounts budgeted in the community and economic development and public works functions. Chapter 384.20 of the Code of Iowa states, in part, "Public monies may not be expended or encumbered except under an annual or continuing appropriation."

Recommendation - The budget should have been amended in accordance with Chapter 384.18 of the Code of Iowa before disbursements were allowed to exceed the budget.

Response - The City will make an effort to amend the budget before disbursements are exceeded, if applicable in the future.

Conclusion - Response accepted.

- 19-IV-B Questionable Expenditures - We noted no expenditures that may not meet the requirements of public purpose as defined in an Attorney General's opinion dated April 25, 1979.

- 19-IV-C Travel Expense - No expenditures of City money for travel expenses of spouses of City officials or employees were noted.

- 19-IV-D Business Transactions - Business transactions between the City and City officials or employees are detailed as follows:

<u>Name, Title, and Business Connection</u>	<u>Transaction Description</u>	<u>Amount</u>
Brad Hindt, Council Member, Owner of Downtown Hardware	Supplies	\$ 5,367
Greg Geels, Council Member, Owner of Vogel Paint and Glass, Inc.	Supplies	1,184
Pete Hamill, Council Member	Contract work	1,500

The transactions with Mr. Geels and Mr. Hammill do not appear to be a conflict of interest since the total paid to them was less than \$2,500.

The transactions with Mr. Hindt may represent a conflict of interest since the total paid to his business was more than \$2,500 and competitive bidding was not utilized.

Recommendation - The City should use the competitive bidding process when practical.

Response - These transactions were for normal expenses. The City will monitor spending and use competitive bidding when practical.

Conclusion - Response accepted.

CITY OF SHELDON  
SCHEDULE OF FINDINGS AND QUESTIONED COSTS - Continued  
FOR THE YEAR ENDED JUNE 30, 2019

**Part IV: Other Findings Related to Required Statutory Reporting** - Continued

- 19-IV-E Bond Coverage - Surety bond coverage of City officials and employees is in accordance with statutory provisions. The amount of coverage should be reviewed annually to insure that the coverage is adequate for current operations.
- 19-IV-F Council Minutes - No transactions were found that we believe should have been approved in the Council minutes but were not.
- 19-IV-G Deposits and Investments - No instances of non-compliance with the deposit and investment provisions of Chapter 12B and 12C of the Code of Iowa and the City's investment policy were noted.
- 19-IV-H Revenue Notes - No noncompliance with revenue note provisions were noted.
- 19-IV-I Urban Renewal Annual Report - The urban renewal report for the fiscal year ended June 30, 2018 was approved and certified to the Iowa Department of Management by December 1, 2018. We noted the City understated the beginning debt balances which resulted in the ending balance at June 30, 2018 being understated by \$712,006.

Recommendation - The City should correct this error on future reports.

Response - This error was corrected on the June 30, 2019 report.

Conclusion - Response accepted.