




# Club Scrap® Special Edition Page Kit Tiny Blossoms



To view a complete page assembly video tutorial, phone scan the QR code at right, click on, or carefully enter the following link: <https://youtu.be/NQmB-VVjKvc>

## Materials and Tools:

- *Tiny Blossoms* Special Edition Page Kit
  - 12" Paper Trimmer
  - Accordion Pocket File
  - Adhesive
  - Tape
  - Foam Adhesive Tape
- 3x14" CS® Grid Ruler
  - Scissors
  - CS® Bookbinding Glue
  - Needle-tipped Glue Applicator
  - Slot Punch
  - Stapler and Staples

**LB** = Left Base Page  
**RB** = Right Base Page

## Measurement Conversions:


- .25 = 1/4"
- .5 = 1/2"
- .75 = 3/4"

## Preparation:

Trim the papers and printed cutaparts as indicated by the written instructions. While trimming, distribute the pieces to a pile or file designated for each double page spread as referenced in the diagram.

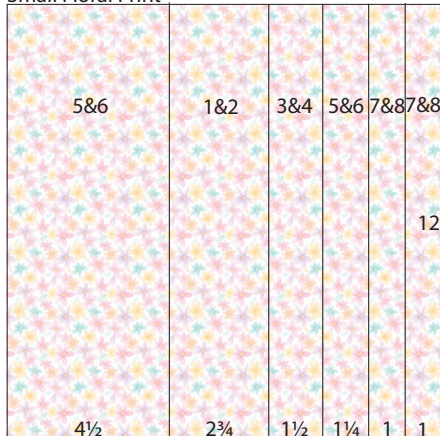
Pre-cut photo mats are not included in this collection. Instead, four additional plain papers are provided.

Large Floral Print




1. Place one Large Floral Print into the trimmer as shown; cut at 11". Rotate clockwise and trim at 5.75".

Small Floral Print



2. Cut one Large Floral Print at 11, 10, 8.75, 7.25 and 4.5".

Seafoam

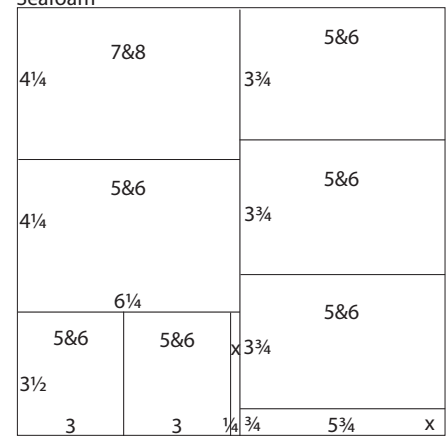


3. Trim one Seafoam at 11.75 and 6.25".

Rotate and cut the 6.25x12 at 11.75, 8.5 and 4.25".

Trim the 5.75x12 at 8 and 4".

Seafoam



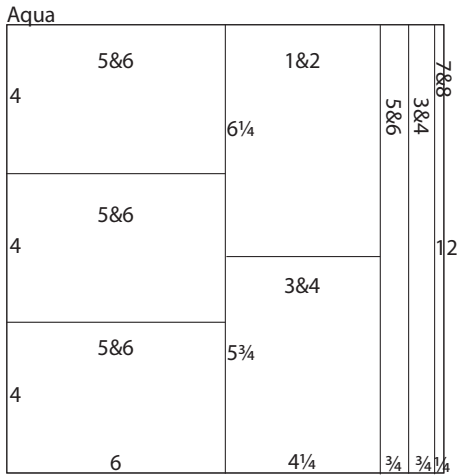
4. Cut one Seafoam at 6.25".

Rotate and trim the 6.25x12 at 8.5 and 4.25".

Cut the 3.5x6.25 at 6 and 3".

Trim the 5.75x12 at 11.25, 7.5 and 3.75".

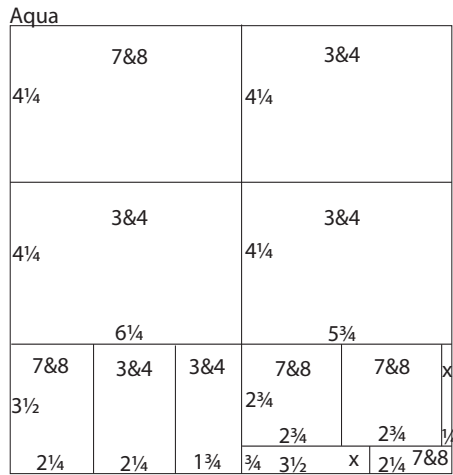




5. Cut one Aqua at 11.75, 11, 10.25 and 6".

Rotate and trim the 6x12 at 8 and 4".

Cut the 4.25x12 at 6.25".



6. Trim one Aqua at 6.25".


Rotate and cut the 6.25x12 at 8.5 and 4.25".

Trim the 3.5x6.25 at 4.5 and 2.25".

Cut the 5.75x12 at 11.25, 8.5 and 4.25".

Trim the 2.75x5.75 at 5.5 and 2.75".

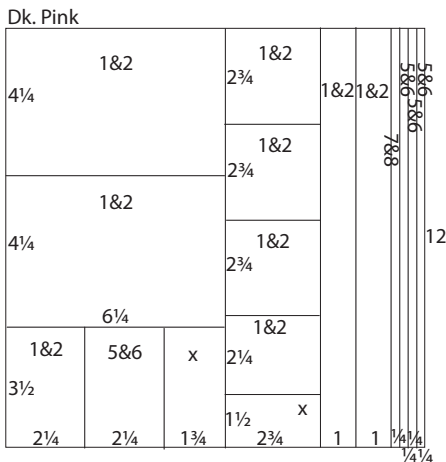
Cut the .75x5.75 at 3.5".



7. Trim one Lt. Pink at 6.25".

Rotate and cut the 6.25x12 at 8.5 and 4.25".

Trim the 5.75x12 at 11.25, 7.5 and 3.75".




8. Cut one Dk. Pink at 11.75, 11.5, 11.25, 11, 10, 9 and 6.25".

Rotate and trim the 6.25x12 at 8.5 and 4.25".

Cut the 3.5x6.25 at 4.5 and 2.25".

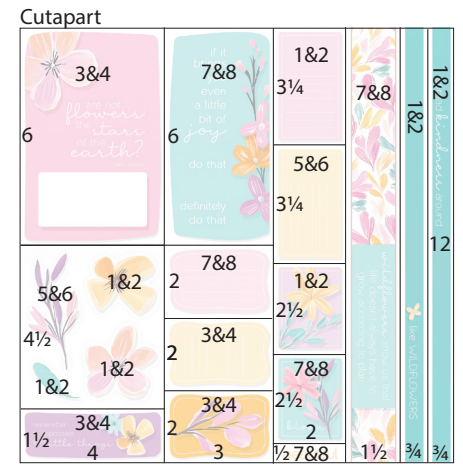
Trim the 2.75x12 at 10.5, 8.25, 5.5 and 2.75".



9. Prior to trimming, remove approximately 1/8" from the perimeter of the cutapart. Use the intersecting marks on each corner as a cutting guide.

Cut at 10.5, 10, 9.5, 7 and 3.5".

Rotate and trim the 2.5x12 at 9.5, 7 and 4.5".



10. Prior to trimming, remove approximately 1/8" from the perimeter of the cutapart. Use the intersecting marks on each corner as a cutting guide.

Cut at 11.25, 10.5, 9, 7 and 4".

Rotate and trim the 4x12 at 10.5 and 6".

Cut the 3x12 at 10, 8 and 6".

Trim the 2x12 at 11.5, 9, 6.5 and 3.25".

Remove the images from the 4x4.5 piece with scissors.



**Layouts 1 & 2**



- 12x12 Seafoam (LB)
- 12x12 Small Floral Print (RB)
- 1x12 Large Floral Print
- 2.75x12 Small Floral Print
- (2) 4.25x6.25 Seafoam
- .25x12 Seafoam
- 4.25x6.25 Aqua
- (2) 2x12 Dk. Pink
- (2) 4.25x6.25 Dk. Pink
- (3) 2.75x2.75 Dk. Pink
- 2.25x3.5 Dk. Pink
- 2.25x2.75 Dk. Pink
- Printed Cutaparts
- Sequin Confetti
- Aqua Ribbon
- Dk. Pink Ribbon

**Layouts 3 & 4**



- (2) 12x12 Dk. Pink (LB & RB)
- 6.25x11 Large Floral Print
- 5.75x11 Large Floral Print
- 1.5x12 Small Floral Print
- (3) 4x5.5 Seafoam
- (3) 4.25x5.75 Aqua
- .75x12 Aqua (trimmed)
- 4.25x6.25 Aqua
- 2.25x3.5 Aqua
- 1.75x3.5 Aqua
- (3) 3.75x5.75 Lt. Pink
- Printed Cutaparts
- Mini Sleeve
- Sequin Confetti
- Aqua Ribbon
- Dk. Pink Ribbon



### Layouts 5 & 6



- (2) 12x12 Lt. Pink (LB & RB)
- 4.5x12 Small Floral Print
- 1.25x12 Small Floral Print
- 4.25x6.25 Seafoam
- (2) 3x3.5 Seafoam
- (3) 3.75x5.75 Seafoam
- (3) 4x6 Aqua
- .75x12 Aqua
- (3) .25x12 Dk. Pink
- 2.25x3.5 Dk. Pink
- Printed Cutaparts
- Sequin Confetti
- Aqua Ribbon

### Layouts 7 & 8



- 12x12 Soft White (LB)
- 12x12 Large Floral Print (RB)
- (2) 1x12 Small Floral Prints
- 3.25x6.25 Seafoam
- 4.25x6.25 Seafoam
- .25x12 Aqua
- 4.25x6.25 Aqua
- 2.25x3.5 Aqua
- .75x2.25 Aqua
- (2) 2.75x2.75 Aqua
- (2) 4.25x6.25 Lt. Pink
- 3.5x6.25 Lt. Pink
- .25x12 Dk. Pink
- Printed Cutaparts
- (3) Fabric Flowers
- Mini Sleeve
- Seafoam Ribbon
- Aqua Ribbon
- Dk. Pink Ribbon

