ANNUAL REPORT 2024

For the year ended 31 December 2024

For personal use only

AKORA Resources Limited
ACN 139 847 555
ASX: AKO

Contents

03 Corporate Directory

04 Chairman's and Managing Director's Letter

06 Review of Operations

14 Corporate

16 Competent Persons' Statement

17 Mineral Resources and Ore Reserves

18 Directors' Report

29 Remuneration Report

35 Auditor's Independence Declaration

36 Consolidated Financial Statements

37 Consolidated Statement of Profit or Loss and other Comprehensive Income

38 Consolidated Statement of Financial Position

39 Consolidated Statement of Changes in Equity

40 Consolidated Statement of Cash Flows

41 Notes to the Consolidated Financial Statements

68 Consolidated Entity Disclosure Statement

69 Directors' Declaration

70 Independent Auditor's Report

75 ASX Information

For personal use only

AKORA is developing high-grade, high purity iron ore projects in Madagascar to serve the global steel industry's accelerating decarbonisation.

The Company's flagship Bekisopa Iron Ore Project has a 194.7 million tonne Inferred JORC Resource with very low impurities able to produce a premium-priced +68% iron concentrate ideal for green steel manufacturing processes.

For personal use only

Corporate Directory

Directors

Graeme Hunt – Non-Executive Chairman
(appointed 1 February 2024)

Mike Stirzaker – Non-Executive Chairman
(resigned 1 February 2024)

Paul Bibby – Managing Director

Matthew Gill – Non-Executive Director

Company Secretary

Shane Turner

Head Office and Registered Office

12 Anderson Street West, Ballarat
Victoria, Australia 3350

PO Box 28 Ballarat
Victoria, Australia 3353

Phone +61 (3) 9381 0859

Website

www.akoravy.com

Share Registry

Link Market Services
Tower 4, 727 Collins Street
Melbourne Victoria Australia 6000
Phone 1300 554 474

Stock Exchange Listing

Australian Securities Exchange Limited
ASX Code: AKO

Australian Company Number

139 847 555

Solicitor

CBW Partners
Level 1, 159 Dorcas Street
South Melbourne Victoria 3205

Corporate Advisors

Harbury Advisors Pty Ltd
Level 5, 157 Collins Street
Melbourne Victoria 3000

PAC Partners Securities Pty Ltd
Level 29, 360 Collins Street
Melbourne Victoria Australia

Auditor

Hall Chadwick WA Audit Pty Ltd
283 Rokeby Rd
Subiaco Western Australia, 6008
ABN 33 121 222 802
hallchadwick.com.au

Chairman's and Managing Director's Letter

Dear Shareholders,

2024 represented another solid year of progress for AKORA Resources as the Company looks forward to the imminent delivery of a Pre-Feasibility Study (PFS) and a new Mineral Resource Estimate (MRE) for its flagship Bekisopa Iron Ore Project in Madagascar.

The upcoming PFS follows an updated Scoping Study released in November 2023 which attracted the attention of potential strategic investors around the world after it confirmed our proposed Stage 1 Direct Shipping Ore (DSO) operation at Bekisopa could produce up to 2 million tonnes per annum (Mtpa) of a high-purity +60% Fe average grade lump and fines product for blast furnace steelmakers. The Study showed the operation had a low capital entry case of US$55M and would generate a pre-tax cash flow of US$270 million over an initial five year mine life.

The proposed DSO start-up operation sources a 4.4 million tonne (Mt) Indicated JORC-compliant DSO resource grading at 60.9% Fe contained in Bekisopa's southern zone close to surface.

We're confident Bekisopa's DSO product will enter a market exposed to robust iron ore prices due to continuing strong iron ore demand from China and a growing Indian iron and steel industry. Chinese iron ore imports were up 4.9% in 2024, and up 6.6% in 2023 and 16% over the past five years.

Although, iron ore prices slipped from US$144/t in January to hover around US$108 by the end of 2024, this is still above US$100, which has been the average over the past nine years and was the base metric used in the Scoping Study's financial model.

After long careers spent in mining and resources, we've come to learn that iron ore is a consistently high-demand commodity with significant economic importance. Iron ore is a crucial raw material for producing steel which is essential for construction, manufacturing, and infrastructure development worldwide. Steel demand is forecast to grow from 2 billion tonnes per annum currently to around 2.7 billion tonnes per year by 2050 because the world's electrification requires an enormous amount of steel. There is 280 tonnes of steel required for each new wind turbine, and 27t in each new transmission tower.

If it's good to be in iron ore, it's better again to be in high-purity, high grade iron ore. AKORA is one of the few companies around the world with the potential to produce it.

The cash generated from our Stage 1 DSO operation will be used to fund the planned development of a Stage 2 processing plant capable of producing a +68% Fe concentrate from Bekisopa's high grade, magnetite resource lying beneath the DSO weathered zone.

Demand for higher purity, higher grade iron ore, typically above 67% Fe, is steadily rising as steelmakers increase their commitment to lowering emissions and producing greener steel.

Direct reduced iron (DRI) processes produce far less greenhouse gases than traditional blast furnaces but can only use high purity, high grade iron ore.

For personal use only

For personal use only

Bloomberg New Energy Finance (BNEF) predicts DRI technology to account for 59% of primary steel production by 2050 as the steel industry's decarbonisation gathers pace.

High grade iron ore commands a price premium for every additional 1 per cent you have over a 62% Fe benchmark. Customers are also willing to pay a slight premium for ore with lower impurities such as alumina and silica which can affect the productivity and quality of steel production.

At Bekisopa, our fifth drilling campaign completed in June 2024 returned multiple high-grade iron intersections of DSO style mineralisation at iron ore grades of 58% and above from surface to maximum depths of 12m. The results are expected to increase Bekisopa's DSO Resource considerably which could potentially improve the mine life, project financials and revenues of Stage 1.

In a further boon to project economics, the Company reported In December that PFS crushing and screening trials had demonstrated Bekisopa's product mix to be 29% Lump at 65% Fe and 71% Fines at 61% Fe.

PFS-level engineering has been completed for the proposed road route survey from Bekisopa to the national highway RN7 which connects to the port of Toliara. The road route is shorter than previously thought while a modest design causeway may be used to cross the Zomandoa River. Both findings lend to lower capital cost solutions. Meanwhile, locations for road base materials have also been identified, which if proven suitable and available, will also contribute to more efficient road construction costs.

In September, the Malagasy Mines Minister, Dr Olivier Rakotomalala, hosted positive meetings with AKORA in Perth and Madagascar where he confirmed his government was open and welcoming to foreign business and would continue to work closely with AKORA to ensure the Bekisopa Project received appropriate support to ensure favourable economic, environmental, and social outcomes for all stakeholders, particularly regional communities.

In January 2025, subsequent to the reporting period, Implementation Procedures for the revised Mining Code were officially decreed and enacted by the Malagasy Government, further demonstrating the country's renewed commitment to exploration and mining and providing an even stronger framework for mining projects in Madagascar.

This news along with the impending arrival of the PFS and MRE upgrade for Bekisopa sets AKORA up for another year of success. We extend our sincere thanks to our relentless team for their hard work and our shareholders who serve the Company's vision to be one of the world's iron ore producers of choice.

Graeme Hunt
Non-Executive Chairman

Paul Bibby
Managing Director

Review of Operations

For personal use only

For personal use only

Project Overview

AKORA Resources (ASX: AKO) is an Australian resources company focused on the development of high-grade, high purity iron ore projects in Madagascar to serve the global steelmaking industry's accelerating decarbonisation.

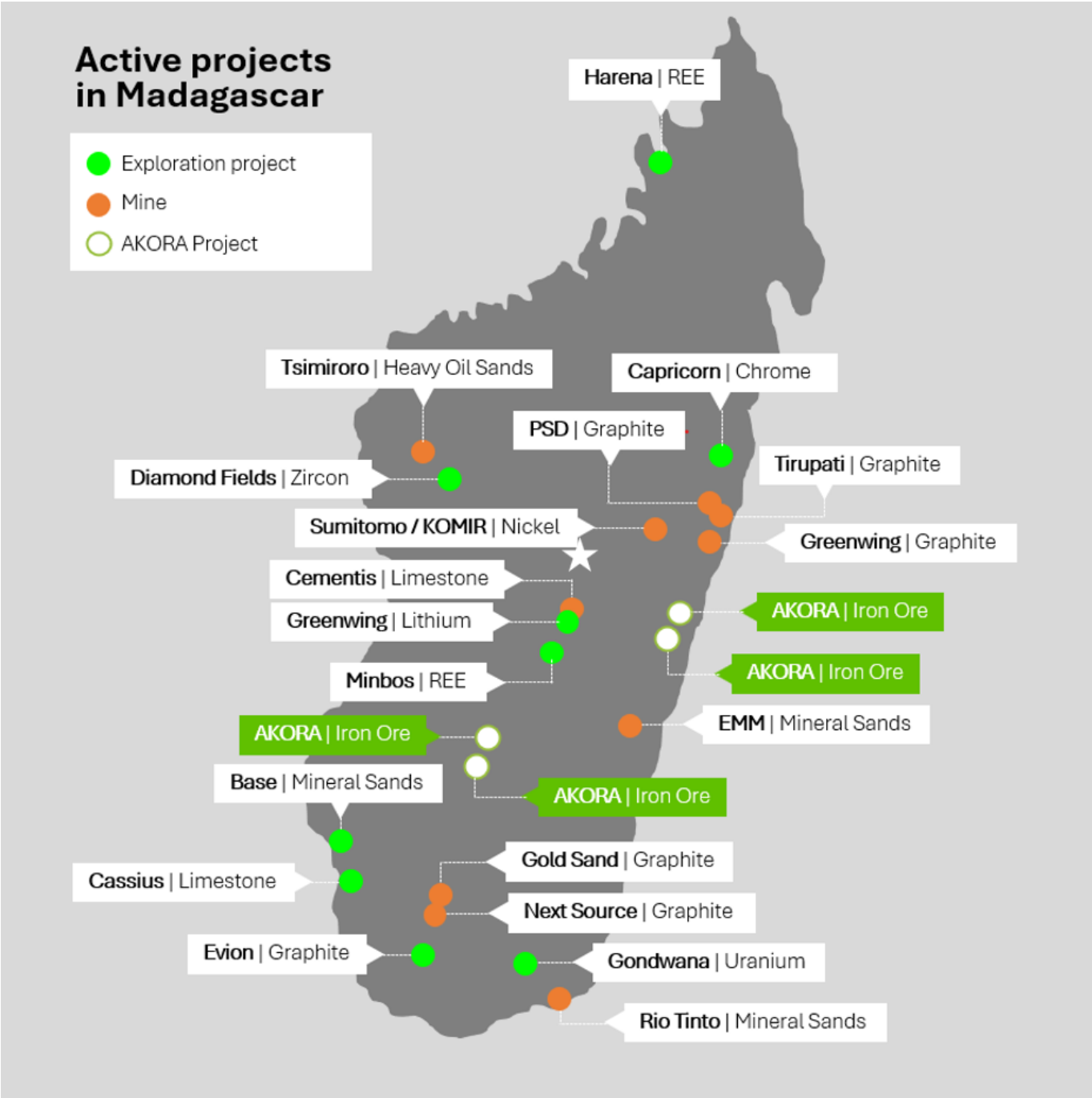

Figure 1. AKORA's iron ore projects are four of many active mining projects in Madagascar

For personal use only

Bekisopa Iron Ore Project

Ownership 100% | Madagascar

AKORA is currently advancing its flagship Bekisopa Iron Ore Project in Madagascar through a Pre-Feasibility Study (PFS) towards a Financial Investment Decision as the company seeks to serve a decarbonising steel industry with increasing demand for high grade, high purity iron ore.

A PFS for Bekisopa's Stage 1 Direct Shipping Ore (DSO) operation which has the potential to produce up to 2 million tonnes per annum (Mtpa) of a +60% Fe average grade lump and fines product over five years is due by the end of March 2025 and follows a positive Scoping Study released in November 2023.

Project Optionality

The significant scale and particular mineralisation characteristics of Bekisopa's iron ore resource presents the Company with several staged development options over time:

1. *Produce a 60% Fe average grade Direct Shipping Ore (DSO)*: Mine, crush and screen iron ore to produce a 60% Fe average grade lump and fines product for shipping to Blast Furnace-Basic Oxygen Furnace (BF-BOF) steelmakers.
2. *Produce a +62% Fe grade DSO fines:* Mine, crush and screen ore to produce a +62% Fe grade fines product for shipping to BF-BOF steelmakers.
3. *Produce a premium-priced +68% Fe grade concentrate:* Using cash generated from Stages 1 and/or 2, add grinding and magnetic separation circuits to upgrade the ore to a +68% Fe concentrate at 75 microns for shipping to Direct Reduced Iron/Electric Arc Furnace (DRI-EAF) steelmakers, which produce "green steel" with significant reductions in carbon emissions.

Stage 1 DSO Operation Overview

In Bekisopa's southern zone, 4.4Mt of Indicated DSO tonnes have been defined according to JORC standards within the overall total project resource of 194.7Mt.

Released in late 2023, an updated Scoping Study prepared by Wardell Armstrong International (WAI) focused on a Low CAPEX option on this DSO resource and presented two scenarios for comparison:

1. A minimum capital **'Low CAPEX Case'** DSO open pit mining operation which contemplates using contractor labour, contractor mining equipment (trucks and loaders) and mobile processing equipment (crushing, screen and conveying) suitable for processing the iron ore into a +60% Fe average grade lump and fines product. Contractors would also be used for truck hauling the products to a stockpiling location and for ship loading.

2. A DSO open pit **"Low OPEX Case"** mining operation which contemplates using contract mining fleet and labour and AKORA labour, as well as fixed equipment (crushing, screening and conveying) suitable for processing the iron ore into a +60% Fe average grade lump and fines product. AKORA would also own and operate the on-road truck hauling fleet and to develop, own and operate a dedicated port facility with ship loading infrastructure.

For personal use only

Bekisopa Scoping Study.
Low CAPEX Case highlights.

Robust DSO start-up financials.

Drilling should add DSO tonnes and mine life.

Annual production	Initial mine life	Revenue	Free cash flow
2Mt	**5 years**	**US$545m**	**US$270m**
Capital cost	NPV_{10} (pre-tax)	IRR (pre-tax)	Capital payback
US$55.3m	**$US125m**	**64%**	**2.1 years**
C1 cash cost (FOB)	C1 margin per tonne		
US$42/wmt	**125%**		

Figure 2. Low CAPEX Case highlights taken from the Bekisopa Scoping Study (November 2023).

For both the Low CAPEX and Low OPEX cases examined in the Scoping Study, the production schedule ramps up from 0.5 million tonnes per annum (Mtpa) to 2Mtpa over the initial five years of mine life.

This ramp-up profile is to ensure that management and employees are progressively and appropriately trained to reliably mine and process product of consistent quality, safely drive haul trucks, and manage capital, project delivery and operational scale-up risks.

In the 'Low CAPEX Case' open pit mining operation, the Study found that Bekisopa could deliver an estimated initial five-year Mine Life with revenues of US$545 million for a weighted average C1 operating cost over the initial five years of US$45 per wet metric tonne (wmt) (US$42/wmt at full production rate). This case would generate a pre-tax operating cash flow of US$270 million and an IRR of 64%. The upfront capital cost was estimated to be US$55.3 million.

A DSO lump and fines start-up operation using at-surface, weathered iron mineralisation would need much less time, resources and capital to deliver saleable product to market. Positive cash flows could be generated more quickly to repay the initial capital expenditure, fund further drilling and resource development, and processing improvements to produce higher grade higher priced, products.

Significant resource growth potential

Notably, the Scoping Study did not include any upside potential DSO tonnes from the remaining 80% of the under-drilled Bekisopa mineralised strike length, or the Company's nearby and larger Satrokala Project where around 30km of prospective strike length of iron ore mineralisation exists. Exploration success at either Satrokala or Bekisopa, where only 20% of the 6km strike length of identified mineralisation has been shallow drilled for inclusion in this Study, would significantly add to this initial five-year DSO Start-Up Plan and result in significantly improved Study financial outcomes.

In March 2024, AKORA announced that its fourth drilling campaign across Bekisopa's northern and central zones had encountered new, high-grade mineralisation in 52 out of 65 holes. In May, these results

For personal use only

were used to increase the JORC compliant indicated and Inferred DSO Resource at Bekisopa by 42% to 7.9 million tonnes (Mt) at an average grade of 58.8% Fe.

In November 2024, the Company reported that its fifth drilling campaign at Bekisopa, completed in June within the project's southern zone, had intersected DSO style iron mineralisation at grades of 58% and above from surface to maximum depths of 12m in 58 out of 61 shallow holes.

The assay results are expected to add DSO tonnes to the Stage 1 DSO operation, thus improving mine life and project financials.

Pre-Feasibility Study Overview

Due by the end of March 2025, the PFS has focused on the best operational and financial combination from the "low CAPEX" option.

The AKORA team has worked tirelessly to advance a number of concurrent activities across a number of areas. The results to date have been very encouraging and confirm straight forward mining operations at low cost. A PFS update is provided below:

Geotechnical drilling

Eight holes totalling 400m were drilled across Bekisopa's southern, central and northern planned DSO pit locations. Results indicated that drill and blast will not be required for the DSO weathered zone mining as the material is of low competency and is amenable to ripping which simplifies the mining process, and potentially reduces mining costs.

With the strength of the host rock identified, further geotechnical work was conducted on the detailed mine design and pit shell wall angles.

Hydrogeological drilling

Four hydrogeology holes were drilled, two deep holes to a depth of 150m and two corresponding observation holes to 70m. Initial site testing and water monitoring was conducted along with a wider hydrogeology engineering assessment.

Preliminary data is very supportive of the planned DSO operations with ground water observed between 30 and 555m in depth. Initial water draw down and recharge tests have indicated material water recharge capacity. This in turn suggests that this sub surface water could be well suited to supply the future DSO site operations.

Metallurgical testing

Crushing and screening tests were performed on 12 representative feed grade samples across Bekisopa's southern, central and northern zones.

Hardness test results ranged from 3 to 4.3 kWh/t, which gives a crushability classification of "very easy", and is well under industry norms. This indicates that less energy is required to break the rocks, reducing potential operating and maintenance costs and reducing equipment size.

Abrasion test results ranged from 0.01 to 0.28 which fall in the range of non-abrasive to slightly abrasive. Magnetite ores typically have a Bond Abrasion Index in the range of 0.20, suggesting that the Bekisopa

For personal use only

DSO could result in lower wear on mining and processing equipment, likely reducing future maintenance costs.

Overall, the results showed that from an average 62% iron feed grade the Lump product average grade was 65% iron and was 29% of the product mass produced, while the Fines averaged 61% iron and was 71% of the product mass produced. This product mix is expected to maintain financial considerations used in the PFS.

In February 2025, AKORA reported that metallurgical testing had demonstrated that the Bekisopa mineralisation has intermediate grade material that can be upgraded to produce saleable products through basic dry magnetic separation at coarse crush size post the screening stage. This intermediate material is classified as having head grades between 40 to 58% iron and typically sits adjacent to and underlying the existing Bekisopa DSO material.

With simple processing, and typically being adjacent to the existing DSO resource, this material could offer incremental tonnage to increase the project life and economics. Further investigation is required.

Road engineering

AKORA has completed an engineering study of the proposed road route from Bekisopa to the national highway RN7 which connects to the port at Toliara on Madagascar's west coast. No existing roadway exists for the first ~25km of this route. The proposed new road route is shorter than thought and the Zomandoa River is amenable to a modest design causeway crossing; both findings lend to lower capital cost solutions. Locations for road base materials have also been identified, if proven suitable and available, will also contribute to more efficient road construction costs.

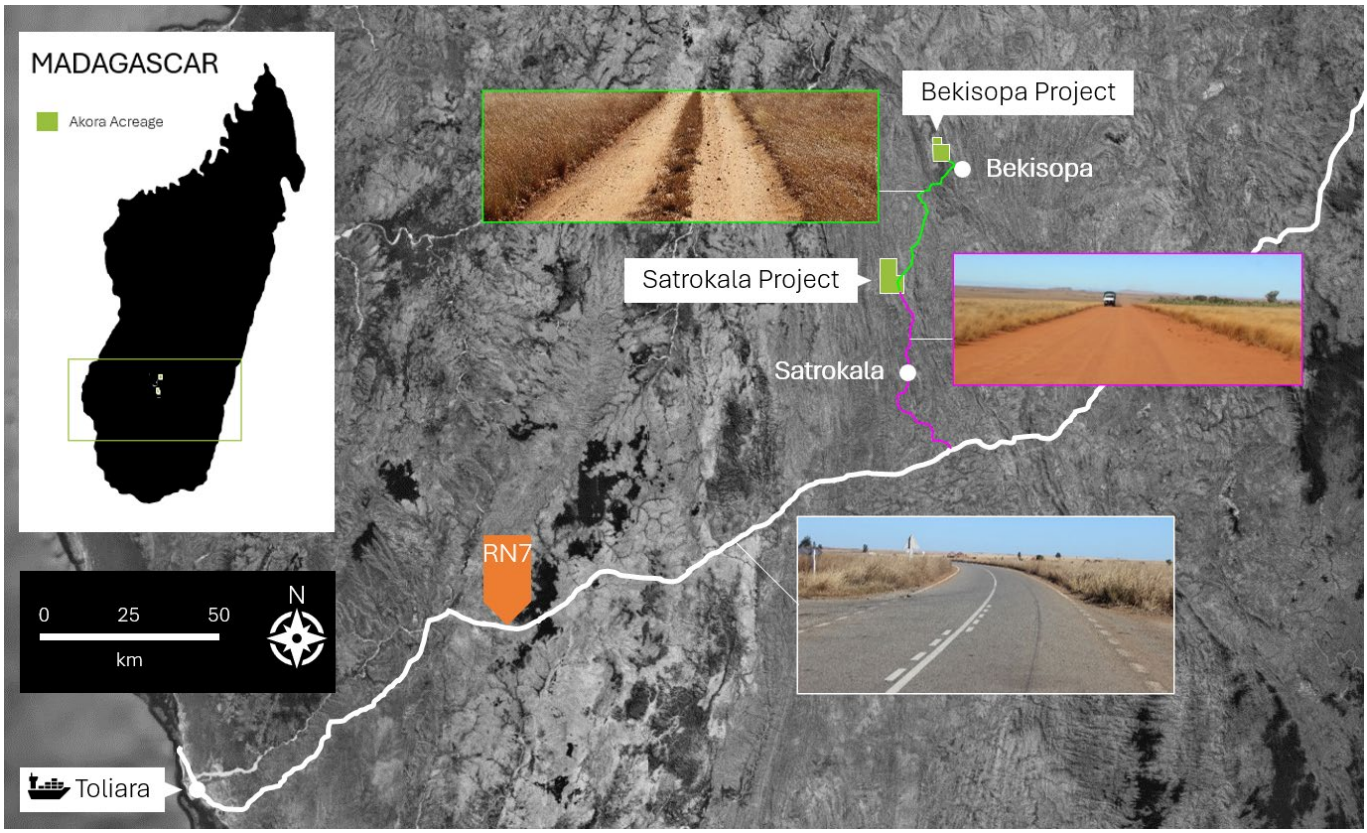

Figure 3. Proposed Bekisopa mine to port transport route.

For personal use only

Satrokala Project

Ownership 100% | Madagascar

AKORA's 100% owned Satrokala Project is located just 40km to the south-west of our flagship Bekisopa Project and offers considerable upside advantage to our development of the area.

10km Magnetic Strike

In March 2024, Satrokala has emerged as a significant prospect after a magnetic survey conducted in 2023 identified a major anomaly up to 10km long and 2km wide, making it up to 66% larger than the Company's more advanced Bekisopa Project.

The magnetic survey covered just 10km of a potential 30km zone of prospective iron mineralisation previously identified in this project area. Four magnetometer units were used and a team of five geologists walked the extent of the tenements under the supervision of Planetary Geophysics, Australia.

The Satrokala magnetic units are modelled as seven to eight continuous features along the 10kms of strike length and trending north-northwest/south-southeast, to interpreted depths of +1,000m and with combined widths of some ~450m in the north broadening to ~1,280m in the south.

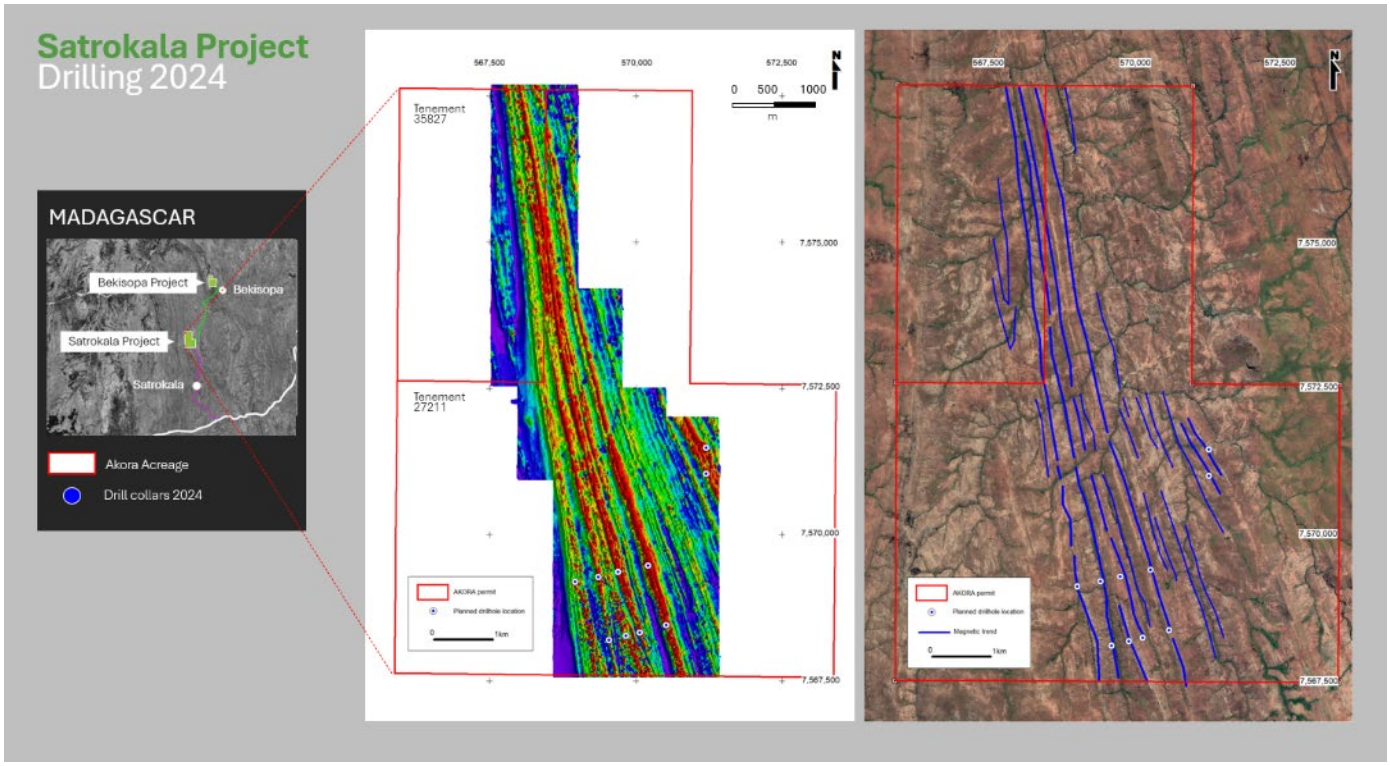

Figure 4. Satrokala drill plan and the associated ground magnetic survey results.

The survey results served to pinpoint 10 locations for exploratory maiden drilling at Satrokala in July. The first five drill holes totalling 501.68m all returned intersections of low-grade iron mineralisation. Intercept thicknesses ranged up to 51m and averaged 5.1% Fe. The continuous and wide iron intercepts were extensive and explain the magnetic anomaly but grades were lower than expected. The Company will reassess all the Satrokala geological information and determine if there are areas along the remaining 8km of strike that may contain higher grade magnetite mineralisation before any future drilling.

For personal use only

Corporate

For personal use only

Capital raisings

On 17 April 2024, the Company announced it had completed an equity raising of $3.8 million through a placement of fully paid ordinary shares to institutional and sophisticated investors (Placement) and a pro-rata non renounceable 1 for 5 entitlement offer of fully paid ordinary shares (New Shares) in AKORA to eligible shareholders (Entitlement Offer) (together, the Equity Raising).

Harbury Advisors and PAC Partners acted as joint lead managers to the Equity Raising (Joint Lead Managers).

AKORA Director Mr Paul Bibby participated in the Entitlement Offer.

On 20 November 2024, AKORA reported it had received firm commitments for a placement of New Shares to existing and new wholesale investors at the issue price of A$0.13 per share to raise A$600,000.

Strategic Investor Process

In February, the Company announced that, following the release of its Scoping Study for the Bekisopa Project, there had been requests for further information on the project. Subsequently, the Company opened an online Data Room for a Strategic Investor Process. Multiple parties were provided access to the Data Room. Two non-binding indicative finance offers were received in April. One party conducted site visits to the Bekisopa and Satrokala projects in May. The Company remains in discussion with potential strategic investors. There remains a variety of funding structures and valuations being proposed of which the Board is continuing to carefully consider and work through these options. The Board remains encouraged by the proposals and discussions held to date.

Leadership changes

AKORA appointed former BHP Iron Ore President Mr Graeme Hunt as Chairman, effective from 1 February 2024. Mr Hunt started his 34-year career with BHP in the sinter plant at the Port Kembla steel works, before performing General Management roles covering operations management, port operations, and corporate strategy. Between 1999 to 2005, he was President BHP Iron Ore where his global responsibilities included the expansion of BHP's Pilbara operations and the development of strong commercial relationships with Asian steel mills.

Mr Hunt served as Managing Director (MD) and Chief Executive Officer (CEO) of Lihir Gold Ltd during which time he managed the company's takeover by Newcrest Mining for A$9.5 billion. More recently, he has held MD and CEO positions with both Broadspectrum (formerly Transfield Services) and Chairman then MD and CEO of AGL Energy Ltd.

Mr Hunt's commodity experience covers iron ore and steel, coal, manganese, aluminium, copper, uranium, gold, electricity and gas while his management expertise spans steel production, exploration, mining, logistics and port operations across Australia, South America, PNG and West and Southern Africa.

For personal use only

In January 2024, AKORA appointed mining operations and project developer Mr Jason Whittle as General Manager - Development. Mr Whittle has an Honors degree in Mineral Processing and has worked in operational leadership roles throughout the mining value chain, in mining and processing, through to marketing, before progressing to project development and implementation roles on major projects across Australia, Peru and Africa, working for Pasminco, Zinifex, OZ Minerals and MMG. He was most recently General Manager – Projects at Podium Minerals covering resource development, study management with internal and external resources, metallurgical testwork, financial modelling, environmental and license planning and ESG.

Minister of Mines in Madagascar confirms Support for AKORA and the Bekisopa Iron Ore Project.

AKORA's Chairman, Mr Graeme Hunt, and Managing Director, Mr Paul Bibby, had several encouraging meetings with the Malagasy Minister of Mines, Dr Olivier Herindrainy Rakotomalala, and his delegation, in early September at the Africa Down Under ("ADU") conference in Perth.

At the ADU conference, the Minister of Mines presented the progress achieved to date by the Malagasy Government on the updating of the Mining Code and their Implementation Procedures, along with the significant mineral wealth, exploration and mining operations and associated investment occurring in Madagascar. The Malagasy delegation also presented a Showcase Workshop for exploration companies and investors on the recently implemented improvements to the Mining Code and the way forward for exploration and mining companies in Madagascar.

Following those meetings, the Malagasy Minister of Mines invited Mr Bibby to visit Madagascar and progress those discussions, as they consider Bekisopa to be a key project for Madagascar with near term development potential.

During the last week of September, discussions with the Mines Ministry were held in Antananarivo, the capital of Madagascar, and focused on what activities are required to progress Bekisopa towards a Final Investment Decision. With the pending completion of the PFS, the main points of interest and discussion related to the preparation and shipping of a trial / bulk representative iron ore sample for Value in Use testing by major steelmakers, a necessary activity to validate Bekisopa DSO ore.

Also discussed were the necessary steps and timing for upgrading the current Bekisopa exploration permits and granting the exploitation (mining) permit, the PE, for Bekisopa. The Malagasy Minister of Mines is working with AKORA to deliver on these key items, as work on the PFS including the environmental and community studies continue.

Competent Persons' Statement

The information in this statement that relates to Exploration Targets and Exploration Results is based on information compiled by Mr Jannie Leeuwner – BSc (Hons) Pr.Sci.Nat. MGSSA and is a full-time employee of Vato Consulting LLC. Mr. Leeuwner is a registered Professional Natural Scientist (Pr.Sci.Nat. - 400155/13) with the South African Council for Natural Scientific Professions (SACNASP). Mr. Leeuwner has sufficient experience which is relevant to the style of mineralisation and type of deposits under consideration and the activity being undertaken to qualify as a Competent Person as defined in the Note for Mining Oil & Gas Companies, June 2009, of the London Stock Exchange and the 2012 Edition of the 'Australian Code for Reporting of Exploration Results, Mineral Resources and Ore Reserves' (JORC Code). Mr. Leeuwner consents to the inclusion of the information in this release in the form and context in which it appears.

The information in this report that relates to Mineral Processing and related scientific and technical information, is based on, and fairly represents information compiled by Mr Paul Bibby. Mr Bibby is a Metallurgist and Managing Director of AKORA Resources Limited (AKO), as such he is a shareholder in AKORA Resources Limited. Mr Bibby is a Fellow of the Australasian Institute of Mining and Metallurgy (FAusIMM). Mr Bibby has sufficient experience which is relevant to the styles of mineralisation and its processing under consideration and to the activity which he is undertaking to qualify as a Competent Person as defined in the JORC Code. Mr Bibby consents to the inclusion in this report of the matters based on his information in the form and context in which it appears including analytical, test data and mineral processing results.

The information in this report that relates to Mineral Resources for the South Bekisopa Iron Project is based on information prepared by Mr Richard Ellis BSc, MSc, MCSM, FGS, CGeol, EurGeol and is a full-time employee of Wardell Armstrong International. Mr Ellis is a Chartered Geologist of the Geological Society of London and has sufficient experience relevant to the style of mineralisation, the type of deposit under consideration and to the activity undertaken to qualify as a Competent Person as defined in the 2012 edition of the 'Australasian Code for Reporting of Exploration Results, Mineral Resources and Ore Reserves'. Mr Ellis consents to the inclusion of the information in the release in the form and context in which they appear.

For personal use only

Mineral Resources and Ore Reserves

AKORA's Resource at 31 December 2024.

LOCATION	INFERRED RESOURCE		CONCENTRATE		DAVIS TUBE
	TONNES	HEAD GRADE	TONNES	GRADE	RECOVERY
	MT	% FE	MT	% FE	%
Southern	110.2	32.0	42	67.6	37.8
Central	41.2	30.0	15	67	36.3
Northern	43.3	33.3	19	68.2	43.3
Total (Inferred)	**194.7**	**32.0**	**75.4**	**67.6**	**38.7**

For personal use only

Directors' Report

For personal use only

For personal use only

The directors present their report, together with the financial statements of AKORA Resources Limited (ACN 139 847 555) and the entities it controlled at the end of, or during, the year ended 31 December 2024 (hereafter referred to as the "Company"), for the financial year ended 31 December 2024.

Principal Activities

The principal activities of the Company during the financial year were exploration for iron ore in Madagascar. There was no significant change in the nature of these activities during the year.

Operating Results, Review of Operations for the Year and Significant Changes in State of Affairs

The net loss after tax attributable to shareholders of AKORA Resources Limited of $2,200,221 for the year ended 31 December 2024 (the net loss after tax for the previous financial year was A$1,594,970).

Dividends

No dividends were declared and paid during the year.

Events After Balance Date

On 20 January 2025, the Company issued 300,000 shares to General Manager – Development, Jason Whittle, in connection with the terms of his appointment.

On 22 January 2025, the Company announced that it had recently received confirmation that the Implementation Procedures for the revised Mining Code have been officially decreed and enacted by the Malagasy Government.

On 10 February 2025, the Company issued 8,180,000 shares at $0.10 raising $818,000.

On 24 February 2025, the Company issued 3,000,000 shares at $0.10 raising $300,000.

On 25 February 2025, the Company announced a 35% increase in Bekisopa Mineral Resource Estimate total iron ore tonnes and a 27% increase in Indicated Resource tonnes.

Environmental Issues

The Company's projects are subject to the laws and regulations regarding environmental matters in Madagascar. Many of the activities and operations of the Company cannot be carried out without prior approval from and compliance with all relevant authorities. The company conducts its activities in an environmentally responsible manner and in accordance with all applicable laws. However, the company could be subject to liability due to risks inherent to its activities, such as accidental spills, leakages or other unforeseen circumstances.

Overview

The Company incurred $3,277,746 on exploration and evaluation of the Bekisopa project.

The financial performance of the Company for the five years to 31 December 2024 is as follows:

31 December	2024	2023	2022	2021	2020
Net loss after tax	2,200,221	1,594,970	1,051,025	1,077,391	1,456,540
Loss per share (cents)	1.97	1.85	2.18	1.77	3.76
Exploration expenditure	3,286,660	1,041,600	1,675,840	3,445,007	728,906

For personal use only

Information on Directors and Key Management Personnel

The following persons were the directors in office during the period 1 January 2024 to 31 December 2024 and since year-end unless otherwise stated:

MH Stirzaker	Independent Non-executive Chairman (resigned on 1 February 2024).
Qualifications	BCom, CA
Experience	Mr Stirzaker was appointed to the board of directors on 22 August 2022. Mr Stirzaker has over 30 years' commercial experience, mainly in mining finance and mining investment. Mr Stirzaker began his career in Sydney as a Chartered Accountant with KMPG before moving into investment banking with HSBC Group and then Kleinwort Benson in London. From 1993 to 2007, Mr Stirzaker was part of the natural resource advisory and investment firm, RFC Group, where he became Joint Managing Director. From 2010 until 2021, Mr Stirzaker was a partner with the private equity mining fund manager, Pacific Road Capital.
Interest in shares and options when resigned	600,000 ordinary shares indirectly held in the Company and 50,000 options over ordinary shares indirectly in the Company
Directorships held in other listed entities in last 3 years	Base Resources Ltd since 19 November 2014 and Chairman from 26 November 2021; Southern Palladium from 4 December 2020; and Prodigy Gold NL from 3 December 2018 to 1 December 2021
GP Hunt	Independent Non-executive Chairman (appointed on 1 February 2024).
Qualifications	MBA, BMET, Faus IMM
Experience	Mr Hunt was appointed Non-executive Chairman on 1 February 2024. Mr Hunt has over 40 years' experience in mining and metals. Mr Hunt has held senior positions with BHP Iron Ore and from 1999 to 2005 was President of BHP Iron Ore with responsibility for the expansion of its Pilbara Operations and development of relationships with Asian steel mills. Mr Hunt was Managing Director and Chief Executive Officer for Lihir Gold Ltd and managed the takeover process of Lihir by Newcrest Mining Limited. More recently, Mr Hunt has been Managing Director and Chief Executive Officer of Broadspectrum (formerly Transfield Services) and Chairman, Managing Director and Chief Executive Officer and Non-executive Director of AGL Energy Ltd from September 2012 to 30 September 2022. Mr Hunt has significant experience in iron ore and steel, coal, manganese, aluminium, copper, gold, uranium, electricity and gas and his management expertise spans steel production, exploration, mining, logistics and port operations in Australia, Southy America, PNG and West and Southern Africa.
Interest in shares, options and performance rights	500,000 performance rights.
Directorships held in other listed entities in last 3 years	Non-executive Director of AGL Energy Ltd from 1 September 2017 until 22 April 2021, then Managing Director/Chief Executive Officer until 30 September 2022. Non-executive Chairman of Aureka Limited from 1 January 2025.

For personal use only

PG Bibby	Chief Executive Officer and Managing Director
Qualifications	Dip App Sc (Secondary Metallurgy), B App Sc (Metallurgy)
Experience	Mr Bibby was appointed to the board of directors on 9 July 2015 and appointed CEO/Managing Director on 1 January 2020. Mr Bibby is a metallurgist with over 35 years' experience in both mining and metals industries. Mr Bibby worked for 23 years with Rio Tinto Limited (formerly CRA Limited) in various operational, technological, and business development roles. With Rio Tinto, Mr Bibby held various operational roles at Rio Tinto Aluminium (formerly Comalco), Kaltim Prima Coal and Rio Tinto Iron Ore (Hamersley Iron). At Rio Tinto Iron Ore, Mr Bibby was manager of metallurgy at both Dampier and Paraburdoo. Mr Bibby joined Zinifex Limited in 2004 as General Manager-Technology and then played a leading role in the merging of Umicore and Zinifex smelting businesses to form Nyrstar and became Chief Development Officer based in London. On returning to Australia, Mr Bibby was appointed Managing Director of OceanaGold Corporation and following OceanaGold, Mr Bibby performed various consulting roles.
Interest in shares, options and performance rights	2,945,966 ordinary shares indirectly, 31,250 options over ordinary shares indirectly and 3,000,000 performance rights.
Directorships held in other listed entities in last 3 years	No other directorships in the past three years.
MD Gill	Non-executive director (appointed 2 August 2023).
Qualifications	B.Eng (Hons) (Mining) M.Eng Sc
Experience	Mr Gill was appointed Non-executive Director on 2 August 2023. Mr Gill has held senior roles in both Australian and international jurisdictions (Bolivia, Ghana, India, PNG and USA) for Rio Tinto (Orissa Iron Ore), Castlemaine Goldfields, Western Mining Corporation, Placer Pacific, Renison Goldfields, White Rock Minerals and LionGold Corporation. Mr Gill has held exploration, technical and operating roles across a range of commodities, including base, ferrous and precious metals as well as industrial minerals. Mr Gill has extensive experience in safety, governance and risk management as well as experience in capital markets. Me Gill has overseen completion of Resource Estimates and led pre-feasibility and feasibility studies and has been instrumental in the project development, establishment and operation of four mines in Australia and Internationally. Mr Gill is a fellow of the Australian Institute of Mining and Metallurgy and has completed the Graduate course for the Australian Institute of Company Directors.
Interest in shares, options and performance rights	200,000 performance rights.
Directorships held in other listed entities in last 3 years	Managing Director/Chief Executive Officer of White Rock Minerals Limited from 1 August 2016 to 12 October 2022 and Non-executive Director until 31 October 2022 and Non-executive Director of Polymetals Resources Limited from 16 May 2023 to 18 July 2024.

For personal use only

JM Madden	Company Secretary (resigned on 19 February 2024).
Qualifications	BCom (Melb) FCPA FGIA
Experience	Mr Madden was appointed to the board of directors on 6 October 2009 and resigned on 25 August 2023 and was the founder of the Company. Mr Madden has over 40 years' experience in the mining industry. Mr Madden joined Rio Tinto (formerly CRA Limited) from the University of Melbourne in 1981 and held several corporate positions including accounting, planning, business analysis, strategy and acquisition and taxation. Between 1996 and 2000, Mr Madden was Manager-Finance for the Rio Tinto/Freeport Joint Venture in West Papua. From 2001 to 2003, Mr Madden was General Manager-Commercial Morobe Consolidated Goldfields Limited (Morobe controlled the Hidden Valley and Wafi projects) in Papua New Guinea. On his return to Australia, Mr Madden was General Manager-Commercial, Indophil Resources NL where he was responsible for all accounting, business analysis, corporate secretarial, legal and taxation functions in Australia and the Philippines. Since 2007, Mr Madden has provided consulting services to various mining projects in Africa, Asia, and Australia for entities such as Australian Premium Iron Ore JV, Intrepid Mines Limited, Mesa Minerals Limited, and Ok Tedi Mining Limited. Mr Madden negotiated the acquisition of the exploration projects now held by the Company and managed the Company since its incorporation.
Interest in shares and options when resigned	794,814 ordinary shares directly and 1,117,617 ordinary shares indirectly in the Company and 167,703 options over ordinary shares in the Company
Directorships held in other listed entities in last 3 years	Otto Energy Limited (appointed non-executive director on 1 July 2022)
SG Turner	Company Secretary and Chief Financial Officer (appointed on 19 December 2023).
Qualifications	BBus CA
Experience	Mr Turner was appointed Company Secretary and Chief Financial Officer on 19 December 2023. Mr Turner is a Chartered Accountant with over 38 years' accounting and financial experience. Mr Turner is an employee of accounting firm RSM Australia. Mr Turner has served as a Non-Executive Director, Company Secretary and Chief Financial Officer with Mozambique-focused heavy mineral sands company MRG Metals Ltd since 2011 and as Company Secretary and Chief Financial Officer for White Rock Minerals Ltd since 2016.
Interest in shares and options	Nil
Directorships held in other listed entities in last 3 years	MRG Metals Ltd since 2011.

JS Whittle	General Manager Development (commenced employment on 22 April 2024).
Qualifications	B.App Sc (MET) (Hons)
Experience	Mr Whittle has more than 25 years' experience across the entire mining value chain. His expertise covers mineral processing, mine management, business improvement, operational readiness, technology, commissioning, project management, sales and marketing, asset management, risk management and business strategy. He has held senior roles with Zinifex, OZ Minerals and MMG across Australia and Peru.

	Prior to joining Akora, Jason was General Manager Projects for Podium Minerals Limited where his role covered resource development, study management, metallurgical testwork, financial modelling, environmental and licence planning.
Interest in shares, options and performance rights	100,000 ordinary shares directly and 300,000 performance rights.
Directorships held in other listed entities in last 3 years	Nil

Meetings of directors

Attendances by each director during the year were as follows:

	Directors Meetings		Audit & Risk Committee Meetings	
	No	Attended	No	Attended
MH Stirzaker	1	1	-	-
GP Hunt	11	11	2	2
PG Bibby	12	12	2	2
MD Gill	12	12	2	2

Options

At as the date of this report, the unissued ordinary shares of the Company under unlisted options are as follows:

Grant date	Expiry date	Exercise Price	Option Number
4 May 2023	25 May 2026	$0.2500	2,478,125
25 May 2023	25 May 2026	$0.2500	7,221,088
18 October 2023	25 May 2026	$0.2500	5,000,000
			14,699,213

Performance Rights

At as the date of this report, the unissued ordinary shares of the Company under performance rights are as follows:

Grant date	Vesting date	Quantity
30 May 2024	31 May 2025	1,500,000
30 May 2024	31 May 2026	1,500,000
30 May 2024	1 August 2025	200,000
30 May 2024	31 January 2026	500,000
		3,700,000

For personal use only

For personal use only

Risk Management

The board of directors regularly reviews at each board meeting the key risks associated with conducting exploration and evaluation in Madagascar and steps to manage the risk. The board of directors also considers the implications of these risks on the Company's corporate activities and particularly, safety, environment and equity raising impacts and capabilities.

The key risks are:

1. **Titles and research permits**
   Whilst the Company is satisfied that it has taken reasonable measures to ensure an unencumbered right to explore its licence areas in Madagascar, they are subject to greater risks than more developed countries, including significant legal, economic and political risks.

   Most of the research permits are in the process of being renewed. Due to the moratorium caused by the political crisis that affected Madagascar between 2009-2013, the *Bureau du Cadastre de Madagascar Minier* (Mines Department) has to date only been operating a limited service largely limited to collection of annual fees in respect of mining permits.

   The Company has paid all annual renewal fees on its research permits with all research permits annual administration fees paid up to 31 December 2024. The government has publicly stated it will award renewals to all entities that have paid all administration fees and that their rights to the research and exploitation permits are assured. These issues are not particular to the Company and impact on the majority of tenement holders in Madagascar.

   During the financial year a new Mining Code was approved by the *Nationale Assemblee* and the *Senat* and the accompanying Implementation Rules were enacted.

2. **Exploration and development**
   The future value of the Company will depend on its ability to find and develop resources that are economically recoverable.

   Mineral exploration and development is a speculative undertaking that may be impeded by circumstances and factors beyond the control of the Company. Success in this process involves, among other things; discovery and proving-up economically recoverable resources and reserves, access to adequate capital funding throughout the project development phases, securing and maintaining title to mineral exploration projects, obtaining the required community "licence to operate", development consents and approvals and accessing the necessary experienced operational staff, the financial management, skilled contractors, consultants and employees.

   The Company is entirely dependent upon the Projects, which are the sole potential source of future revenue, and any adverse development affecting these projects would have a material adverse effect on the Group, its business, prospects, results of operations and financial condition.

   Since late 2019, the Company has de-risked one of its projects with highly successful exploration and evaluation activities at the Bekisopa iron ore project. The exploration and evaluation has resulted in the Company releasing a JORC Mineral Resource in April 2023 and a Scoping Study undertaken Wardell Armstrong International in November 2023. Further drilling in October 2023 led to an increase in high-grade iron ore Direct Shipping Ore (DSO) mineral resource estimate increasing by 42%, released in May 2024. Further drilling in 2024 and led to a 35% increase in the Mineral Resource Estimate of total iron ore tonnes, released in February 2025. Further, an initial drilling campaign at the Satrokala iron ore prospect during 2024 returned substantial intercepts of low grade iron mineralisation.

3. **Future authorisations to enable the granting of an exploitation permit**
   If the Company discovers an economically viable mineral deposit that it then intends to develop, it will, among other things, require various approvals, licences and permits before it will be able to mine the deposit.

   There is no guarantee that the Company will be able to obtain all required approvals, licences and permits. To the extent that required authorisations are not obtained or are delayed, the Company's operational and financial performance may be materially adversely affected. However, a meeting in September 2024 with the Malagasy Minister of Mines indicated their support to help progress the Bekisopa project towards a Final Investment Decision.

For personal use only

4. **Reliance on key personnel**

The Company's success is to a large extent dependent upon the retention of key personnel.

There is no assurance that engagement contracts for members of the senior management team personnel will not be terminated or will be renewed on their expiry. If such contracts were terminated, or if members of the senior management team were otherwise no longer able to continue in their role, the Company would need to replace them which may not be possible if suitable candidates are not available. Furthermore, there is no guarantee the Company is able to attract, train and retain key individuals and other highly skilled employees and consultants. As a result, the Company's operations and financial performance would likely be adversely affected. There is no key person insurance policy in place, meaning that if a key employee were to cease employment, the Company may not be able to find a replacement at a reasonable cost.

The board of directors acknowledge that the existing Company personnel are committed to advance the exploration and evaluation activities of the Company.

5. **Future funding risk**

Continued exploration and evaluation is dependent on the Company being able to secure future funding from equity markets. The successful development of a mining project will be dependent on the capacity of the Company to raise funds from equity and debt markets and/or a Strategic Investor. A Strategic Investor process was commenced during 2024.

The Company will need to engage in the equity capital markets for continued exploration and evaluation and equity and debt markets and/or investment by a Strategic Investor to undertake development. Any additional equity financing may be dilutive to Shareholders, as pricing of the Company's shares are dependent on internal and external outcomes.

There can be no assurance that such funding will be available on satisfactory terms or at all at the relevant time. Any inability to obtain sufficient financing for the Company's activities and future projects may result in the delay or cancellation of certain activities or projects, which would likely adversely affect the potential growth of the Company.

6. **Unforeseen expenditure risk**

Exploration and evaluation expenditures and development expenditures may increase significantly above existing costs.

Although the Company is not currently aware of any such additional expenditure requirements, if such expenditure is subsequently incurred, this may adversely affect the expenditure proposals of the Company and its proposed business plans.

The board of directors note that the Company has completed exploration and evaluation activities that have resulted in the release a JORC Mineral Resource and Scoping Study within the budgeted costs and continues to manage costs cautiously.

7. **Commodity prices and exchange rates risk**

The value of the Company's assets and potential earnings in future years may be affected by fluctuations in commodity prices and exchange rates, such as the USD and AUD denominated iron ore prices (among other commodities) and the AUD / USD exchange rate.

These prices can significantly fluctuate and are exposed to numerous factors beyond the control of the Company such as world demand for precious and other metals, forward selling by producers, and production cost levels in major metal producing regions. Other factors include expectations regarding inflation, the financial impact of movements in interest rates, commodity price forward curves, global economic trends, and domestic and international fiscal, monetary and regulatory policy settings. In the event the Company achieves exploration success leading to viable mining production, the Company's financial performance will be highly dependent on commodity prices and exchange rates.

For personal use only

8. **Future profitability risk**

The Company is in the early-stage exploration at this time. The Company's performance will be impacted by, among other things, the success of its exploration, project development and mining activities, economic conditions in the markets in which it operates, competition factors and any regulatory developments.

Accordingly, the extent of future profits and the time required to achieve sustained profitability are uncertain and cannot be reliably predicted at this time.

9. **Investments in developing countries are generally subject to increased risk**

The Company is committed to conducting business in Madagascar and investors should be aware that these investments are generally subject to greater risk than investments in the securities of issuers from more developed countries and carry risks that are not typically associated with investing in more mature markets.

These risks include, but are not limited to, greater political risk, budget deficits, lack of adequate infrastructure necessary to sustain economic growth and changes in the political and economic environment.

10. **Sovereign and political risks**

The mining industry in Madagascar is in its early stages and is not as developed as in some other more established jurisdictions in which the Company's competitors operate. As such, Madagascar currently has limited resources, infrastructure and experience to support mining operations.

There has been significant investment in the mining sector with the development and operation of two significant projects involving Rio Tinto and Sumitomo. Further there is no material history of mining operations in Madagascar meaning that there is limited "in-country" experience available and that the Company will need to both develop and train workers and supply sufficiently qualified workers to develop the Projects.

Further, due to the lack of historical mining operations in Madagascar, the legislative and regulatory framework (and application and interpretation thereof) under which the Group operates is largely untested both by operators but also the government, relevant ministries and regulatory bodies that regulate such operations and, consequently, may be subject to further development, amendment, interpretation, litigation or change in a relatively short space. It is to be noted that a new Mining Code was approved in 2023 and this, along with the supporting Implementation Rules which were enacted in 2024, are seen as a positive step in supporting a growing and maturing mining industry in the country.

11. **Legal system**

Madagascar has a less developed legal system than more established economies.

Legal risks such as:

- effective legal redress in the Malagasy courts, whether in respect of a breach of law or regulation, or in an ownership dispute, being more difficult to obtain;
- a higher degree of discretion on the part of Governmental authorities;
- the lack of judicial or administrative guidance on interpreting applicable rules and regulations;
- inconsistencies or conflicts between and within various laws, regulations, decrees, orders and resolutions; or
- relative inexperience of the judiciary and courts in such matters.

There can be no assurance that property title, joint ventures, licences, licence applications or other legal arrangements will not be adversely affected by the actions of Government authorities or others and the effectiveness of and enforcement of such arrangements in these jurisdictions cannot be assured.

12. **Regulatory, political, economic and social risks**

The Company's exploration and evaluation activities are undertaken in Madagascar.

The Company may be affected by possible political or economic instability and the related risks, including, among other things, security concerns, labour disputes, government policy with respect to mining, labour, monetary and fiscal issues, fluctuations in currency exchange rates and high rates of inflation.

Changes to government regulations with respect to restrictions on production, price controls, export controls, income taxes, expropriation of property, nationalisation of assets, maintenance of claims, environmental legislation, land use,

land claims, water use and mine safety, or a combination of any of these factors could materially and adversely affect the Company's business, financial condition and results of operations.

Madagascar is largely dependent on aid donors such as the International Monetary Fund and World Bank Group for funding human development programmes and infrastructure. The international community has welcomed the progress made by Madagascar, however, if aid is withdrawn it could affect the Company's operations.

Possible disruptions to exploration and evaluation activities by members of the local community or from non-governmental organisations opposed to mining, development or foreign investment may attempt to disrupt or halt the Company's exploration activities.

In addition, there can be no assurance that the Company will be able to obtain or maintain effective security of any of the Company's assets or personnel in Madagascar or any future region or country in which it operates.

The Company has taken significant steps to build good relations with the local community and relevant Government Departments and works closely with the local community and Government to continue to enjoy these good relationships.

For personal use only

13. **Share market conditions**
There can be no guarantee that an active market in the Company's shares will develop or that the price of the shares will increase.

There may be relatively few buyers or sellers of the shares on the ASX at any given time. The market price of the shares can fall as well as rise and may be subject to varied and unpredictable influences on the market for equities in general and resource stocks in particular. These factors may materially affect the market price of the shares, regardless of the Company's operational performance. Neither the Company nor the Directors warrant the future performance of the Company or any return on an investment in the Company.

14. **Economic risks**
General economic conditions, movements in interest and inflation rates and currency exchange rates may have an adverse effect on the Company's exploration and evaluation activities and eventual development and production activities, as well as on its ability to fund those activities.

General economic conditions may affect the value of the Company's quoted securities regardless of the Company's operating performance. Share market conditions are affected by many factors such as: general economic outlook; interest rates and inflation rates; currency fluctuations; changes in investor sentiment toward particular market sectors; the demand for, and supply of, capital; pandemics and terrorism or other hostilities.

15. **Change in regulation**
Any material adverse changes in government policies, legislation or shifts in political attitude in Australia, Madagascar or any other jurisdiction in which the Company operates in the future, that affect mineral mining and exploration activities, tax laws, carbon markets, royalty regulations, government subsidies and environmental issues may affect the viability of a Project or the Company.

No assurance can be given that amendments to current laws and regulations or new rules and regulations will not be enacted, or that existing rules and regulations will not be applied in a manner which could substantially limit or affect the Company's planned and future activities.

Proceedings on Behalf of Company

The Company has no outstanding or pending litigation whether brought by the Company or brought against the Company by a third party.

Non-Audit Services

Hall Chadwick has not provided any non-audit services during the financial year.

Auditor's Independence Declaration

A copy of the auditor's independence declaration as required under section 307C of the Corporations Act 2001 is set out on page 35.

This report of the directors is signed in accordance with a resolution of the Board of Directors.



GP Hunt
Non-executive Chairman

Dated this 28th day of March 2025

For personal use only

For personal use only

Remuneration Committee and remuneration policy

Considering the size and structure of Akora and the Board, the Directors maintain that any efficiencies achieved by a Remuneration Committee and charter would be minimal, thereby not making its establishment cost effective. The full board address matters that would otherwise be considered by a remuneration committee. The key activities are:

(a) establishing and reviewing executive remuneration policy to enable the Company to attract and retain executives and Directors who will create value for shareholders;
(b) ensuring executive remuneration policy displays a clear linkage between performance and remuneration and therefore, fairly and responsibly rewarding performance under prevailing market conditions;
(c) reviewing the recruitment, retention and termination policies of the Company and procedures for executives;
(d) reviewing and recommending to the board of directors' equity-based plans and other equity-based incentive schemes;
(e) evaluating the performance of non-executive directors;
(f) ensuring non-executive directors' remuneration is fair and responsible under prevailing market conditions; and
(g) recommending to the board of directors (and in accordance with the Corporations Act shareholders) equity-based plans and other equity-based incentives schemes for non-executive directors to participate.

Contracts of Employment and Letters of Appointment
The fixed remuneration principles set out above were used as the basis for setting the fixed remuneration.

PG Bibby
The Company executed a Contract of Employment with Mr Bibby on 3 September 2020 but was effective from 1 July 2019 (the MD Agreement). Mr Bibby is engaged as a full-time employee of the Company in the role of Managing Director and Chief Executive Officer. Mr Bibby is responsible for executing the strategy and direction of the Company and for overseeing the Company's projects in Madagascar and in particular, coordinating and implementing the exploration strategy for these projects with input from other senior executive staff, and subject to the overall control and direction of the board of directors.

The remuneration payable to Mr Bibby for the MD Services is $250,000 exclusive of statutory superannuation (Base Salary). In addition to the Base Salary, the Company can grant Mr Bibby an annual performance bonus of up to 25% of the Base Salary during the exploration phase (MD Bonus), initially to a maximum of $62,500, based on key performance indicators (KPIs) agreed between the Company and Mr Bibby. If the KPIs are met, the Company will pay the MD Bonus within three months of the end of the relevant financial year. The MD Bonus can also be payable on a pro rata basis.

The MD Agreement is for an indefinite term, continuing until terminated in accordance with the MD Agreement. Either the Company or Mr Bibby may terminate the MD Agreement by giving 12 months' notice in writing to the other party. The Company may terminate the MD Agreement without notice in certain limited circumstances.

GP Hunt
The Company entered into a Letter of Appointment on 23 January 2024 with Mr GP Hunt, for commencement on 1 February 2024. Under the Letter of Appointment Mr Hunt is entitled to a cash remuneration of $90,000 plus statutory superannuation levy. It also included 500,000 Performance Rights.

Shareholders on 30 May 2024 approved a Long Term Incentive Plan (LTIP). Under the LTIP, Mr Hunt was awarded 500,000 Performance Rights for nil consideration, with the performance rights converting into fully paid ordinary shares following two years of service.

During the process for recruiting a non-executive chairman for the Company, the board of directors concluded that to secure an appropriately skilled non-executive chairman it was important to provide both fixed remuneration and an incentive-based remuneration.

MD Gill
The Company entered into a Letter of Appointment on 25 July 2023. Under the Letter of Appointment Mr Gill is entitled to a cash remuneration of $50,000 inclusive of superannuation levy. Mr Gill is paid his cash remuneration through his consulting entity with the Company with GST added to the cash remuneration and claiming the GST as an input credit. It also included 200,000 Performance Rights.

Shareholders on 30 May 2024 approved a Long Term Incentive Plan (LTIP). Under the LTIP, Mr Gill was awarded 200,000 Performance Rights for nil consideration, with the performance rights converting into fully paid ordinary shares following two years of service.

2024 Remuneration
In relation to non-executive directors, the maximum remuneration pool available under the Constitution of the Company under 6.3(a) is $750,000. The total remuneration paid during the financial year to non-executive directors was $216,202 (inclusive of superannuation contributions and performance rights) (2023: $99,516).

LTIP
At the 2023 Annual General Meeting of the Company, a Long-term Incentive Plan (LTIP) was approved which enables the board of directors to make offers to eligible directors and employees to acquire securities in the Company.
Under the terms of the LTIP, the board of directors may award performance rights or grant options.

Performance rights:
The performance rights require no payment for the grant to be made; and subject to certain rules relating to cessation of employment, takeovers or insolvency events, will vest only where certain performance conditions have been satisfied (or waived).

Upon vesting of a performance right, Ordinary Shares will be allocated to the participant without any further action on the part of the participant.

On vesting of a performance right, the Board must allocate the relevant number of Shares due to the participant by either issuing new Shares, procuring the transfer of Shares or procuring the setting aside of Shares for the participant.

A performance right will lapse on the earlier of, amongst other things, the occurrence of specific instances or if the participant has failed to meet a performance condition within the prescribed period.

Options:
Options require no payment for the grant to be made and will only vest and become exercisable where certain performance conditions have been satisfied.

The exercise of any option granted under the LTIP will be effected in the form and manner determined by the board of directors and must be accompanied by payment of the relevant exercise price (if any) advised to the participant by the board of directors.

Following the exercise of an option, the board of directors must allocate the relevant number of Shares due to the participant by either issuing new shares, procuring the transfer of shares or procuring the setting aside of shares for the participant.

An option will lapse on the earlier of, amongst other things, the occurrence of specific instances, if the participant has failed to meet a performance condition within the prescribed period or seven years from the grant of the option (or on any other date nominated as the expiry date in the invitation letter).

Prohibited dealings:
The LTIP prohibits any dealing (which includes, amongst other things, selling, transferring, assigning, encumbering the relevant performance right or option, or attempting to do any of these actions) in respect of an LTIP Security unless the Board determines otherwise, or it is required by law.

If a participant deals in an LTIP Security in contravention of this rule, it will immediately lapse.

The Board may also impose restrictions on dealing in respect of any Ordinary Shares that are allocated on the vesting of a performance right or the exercise of an option.

Cessation of employment:
Where a participant ceases to be a director or employee of the Group, that participant's LTIP Securities will continue to be held by the participant and continue to be subject to the terms of the LTIP. However, the Board may determine that some or all of the participants LTIP Securities will vest or become exercisable, or lapse.

For personal use only

Takeovers and insolvency events:
In the event of a takeover bid, or on certain insolvency events, the Board may determine that all (or a specified number of) a participant's unvested LTIP Securities will vest. Any such vested options will be exercisable for a period of time as specified by the Board, after which they will lapse.

Power to make amendments:
The Board has the right to, amongst other things to make any adjustments to the terms of a performance right or option (in order to minimise or eliminate and material advantage or disadvantage to a participant resulting from a corporate action or capital reconstruction) by resolution, and subject to the terms set out in the LTIP to suspend or terminate the operation of the LTIP; and be reimbursed by the participant any amount to account for income tax (or any other tax of a similar nature) due from the Company in connection with the grant of any LTIP Securities.

Other than to comply with a relevant law, correct a manifest error or to take into account possible adverse tax implications, without the consent of the participant, the Board may not exercise its rights above in a manner which reduces the rights of the participant in respect of an LTIP Security already granted.

For personal use only

For personal use only

Remuneration details for the financial years ended 31 December 2024 and 2023

Group KMP	Short-term benefits				Post-Employment Benefits	Other Benefits	Share-based payments		Total	% S-BP
	Salary/Fees	Profit share/ Bonuses	Non-monetary	Other	Super-annuation	Other Note 1	Equity Note 2	Options/Performance Rights Note 3		
					For Financial Year Ended 31 December 2024					
MH Stirzaker	**5,334**	**-**	**-**	**-**	**1,142**	**-**	**-**	**-**	**6,476**	**0.00%**
GP Hunt	**82,500**	**-**	**-**	**-**	**9,303**	**-**	**-**	**38,890**	**130,693**	**29.76%**
PG Bibby	**250,000**	**55,000**	**-**	**-**	**28,128**	**-**	**-**	**224,260**	**557,388**	**40.23%**
MD Gill	**50,000**	**-**	**-**	**-**	**-**	**5,000**	**-**	**24,033**	**79,033**	**30.41%**
JS Whittle	**138,268**	**-**	**-**	**-**	**15,710**	**-**	**15,250**	**49,603**	**218,831**	**22.67%**
JM Madden	**38,264**	**-**	**-**	**-**	**-**	**-**	**-**	**-**	**38,264**	**0.00%**
	564,366	**55,000**	**-**	**-**	**54,283**	**5,000**	**15,250**	**336,786**	**1,030,685**	**32.68%**
					For Financial Year Ended 31 December 2023					
MH Stirzaker	70,000	-	-	-	7,700	-	-	-	77,700	0.00%
PG Bibby	250,000	40,000	-	-	26,875	-	-	101,510	418,385	24.26%
MD Gill	21,816	-	-	-	-	-	-	-	21,816	0.00%
JM Madden	63,200	-	-	-	3,089	-	-	63,443	129,732	48.90%
Total	405,016	40,000	-	-	37,664	-	-	164,953	647,633	25.5%

Notes

1. *Consulting Fees paid on commercial terms.*
2. *Shares issued as part of Employment Agreement.*
3. *Performance Rights to Bibby were issued after approval at 2023 Annual General Meeting (AGM) and Performance Rights to Hunt, Gill and Whittle were issued after approval of Long Term Incentive Plan at 2023 AGM and as part of their Employment Agreements. The amount is the amount expensed during the period having regard to their date of issue and term.*

For personal use only

Equity holdings of each director

Group KMP	Balance at start of year No	Received during the year as compensation No	Conversion of performance shares during the year No	Subscriptions to issues of IPO shares No	Other changes during the year No	Balance at end of year No
2023						
MH Stirzaker	500,000	-	-	100,000	-	600,000
PG Bibby	2,423,418	-	-	62,500		2,485,918
MD Gill	-	-	-	-	-	-
JM Madden	1,677,026	-	-	335,405	(100,000)	1,912,431
	4,600,444	-	-	497,905	(100,000)	4,998,349
2024						
MH Stirzaker (1)	**600,000**	**-**	**-**	**-**	**(600,000)**	**-**
GP Hunt	**-**	**-**	**-**	**-**	**-**	**-**
PG Bibby	**2,485,918**	**-**	**-**	**-**	**460,048**	**2,945,966**
MD Gill	**-**	**-**	**-**	**-**	**-**	**-**
	3,085,918	**-**	**-**	**-**	**(139,952)**	**2,945,966**

(1) Mr MH Stirzaker resigned on 1 February 2024.

Mr PG Bibby holds his ordinary shares indirectly via his superannuation fund. In addition, the holding of Ms JA Bibby, the daughter of Mr PG Bibby, is included in the holding of Mr PG Bibby, as Ms JA Bibby satisfied the definition of a related party under AASB 124 Related Parties Disclosure. Ms JA Bibby held 587,711 ordinary shares in the Company as at 31 December 2024.

Options over ordinary shares held by each director

Group KMP	Balance at start of year No	Received during the year as compensation No	Exercised during the year No	Rights Issue Options No	Other changes during the year No	Balance at end of year No
2023						
MH Stirzaker	-	-	-	50,000	-	50,000
PG Bibby	1,200,000	-	-	31,250	(1,200,000)	31,250
MD Gill	-	-	-	-	-	-
JM Madden	750,000	-	-	167,703	(750,000)	167,703
	1,950,000	-	-	248,953	(1,950,000)	248,953
2024						
MH Stirzaker (1)	**50,000**	**-**	**-**	**-**	**(50,000)**	**-**
GP Hunt	**-**	**-**	**-**	**-**	**-**	**-**
PG Bibby	**31,250**	**-**	**-**	**-**	**-**	**31,250**
MD Gill	**-**	**-**	**-**	**-**	**-**	**-**
	81,250	**-**	**-**	**-**	**(50,000)**	**31,250**

(1) Mr MH Stirzaker resigned on 1 February 2024.

There are no other related party transactions with Key Management Personnel and their related parties as at 31 December 2024 (2023: nil).

Performance rights held by each director

Group KMP	Balance at start of year No	Awarded during the year as compensation No	Performance milestone achieved No	Performance milestone lapsed No	Other changes during the year No	Balance at end of year No
2023						
MH Stirzaker	-	-	-	-	-	-
PG Bibby	-	-	-	-	-	-
MD Gill	-	-	-	-	-	-
JM Madden	-	-	-	-	-	-
	-	-	-	-	-	-
2024						
MH Stirzaker	**-**	**-**	**-**	**-**	**-**	**-**
GP Hunt	**-**	**500,000**	**-**	**-**	**-**	**500,000**
PG Bibby	**-**	**3,000,000**	**-**	**-**	**-**	**3,000,000**
MD Gill	**-**	**200,000**	**-**	**-**	**-**	**200,000**
	-	**3,700,000**	**-**	**-**	**-**	**3,700,000**

Shareholders resolved at the 2023 Annual General Meeting (AGM) to award Mr PG Bibby 3,000,000 performance rights for zero consideration with the performance rights milestone being the continuation of directorship of the Company for two years.

At the 2023 AGM, Shareholders approved a Long Term Incentive Plan (LTIP). As part of their Employment Agreements, Mr GP Hunt and Mr MD Gill were entitled to performance rights. This performance rights were issued under the LTIP.

For personal use only

For personal use only

To the Board of Directors,

AUDITOR'S INDEPENDENCE DECLARATION UNDER SECTION 307C OF THE CORPORATIONS ACT 2001

As lead audit director for the audit of the financial statements of Akora Resources Limited and its controlled entities for the year ended 31 December 2024, I declare that to the best of my knowledge and belief, there have been no contraventions of:

- the auditor independence requirements of the *Corporations Act 2001* in relation to the audit; and
- any applicable code of professional conduct in relation to the audit.

Yours Faithfully,

Hall Chadwick

HALL CHADWICK WA AUDIT PTY LTD

Mark Delaurentis

MARK DELAURENTIS CA
Director

Dated this 28th day of March 2025
Perth, Western Australia

Consolidated Financial Statements

For personal use only

CONSOLIDATED STATEMENT OF PROFIT OR LOSS & OTHER COMPREHENSIVE INCOME

	Note	31 December	
		2024	2023
		$	$
Total revenue and other income	**6**	**19,268**	10,564
Expenditure			
Administration costs		**395,721**	48,953
Employee costs		**518,171**	350,060
Contractors and consultants		**242,722**	377,152
Exchange fluctuation		**2,313**	3,087
Travel		**72,744**	99,748
Secretarial		**143,200**	162,547
Insurances		**36,982**	62,259
Investor relations		**267,403**	288,345
Share-based payments		**537,376**	208,992
Depreciation		**-**	-
Other		**2,857**	4,391
Total expenditure		**2,219,489**	1,605,534
Loss before tax for year		**(2,200,221)**	(1,594,970)
Income tax (expense)/benefit	**7**	**-**	-
Net loss		**(2,200,221)**	(1,594,970)
Net loss for the year		**(2,200,221)**	(1,594,970)
Items that have been or may be subsequently reclassified to profit or loss			
Translation reserve		**3,316**	(383,088)
		3,316	(383,088)
Total comprehensive loss for the year		**(2,196,905)**	(1,978,058)
Loss per share			
Basic earnings per share/cents	**8**	**(1.97)**	(1.85)
Diluted earnings per sharecents	**8**	**(1.97)**	(1.85)

The accompanying notes form part of these financial statements

For personal use only

	Note	31 December 2024 $	2023 $
Assets			
Current assets			
Cash and cash equivalents	10	**660,599**	1,314,109
Receivables	11	**23,518**	21,945
Other	12	**2,396**	2,217
Total current assets		**686,513**	1,338,271
Non-current assets			
Exploration and evaluation	13	**13,219,184**	9,932,524
Property plant and equipment	14	**-**	-
Total non-current assets		**13,219,184**	9,932,524
Total assets		**13,905,697**	11,270,795
Liabilities			
Current liabilities			
Payables	15	**295,047**	84,525
Provisions	16	**68,334**	92,139
Total current liabilities		**363,381**	176,664
Total liabilities		**363,381**	176,664
Net assets		**13,542,316**	11,094,131
Equity			
Contributed equity	17	**35,714,424**	31,606,710
Reserves	18-20	**(83,758)**	(624,450)
Accumulated losses	21	**(22,088,350)**	(19,888,129)
Total equity		**13,542,316**	11,094,131

The accompanying notes form part of these financial statements

For personal use only

For personal use only

	Note 17 Share Capital	Note 18 Translation Reserve	Note 19 Share-based Payments Reserve	Note 20 Other Reserves	Note 21 Accumulated Losses	Total Equity
	$	$	$	$	$	$
As at 31 December 2023	**31,606,710**	**(695,199)**	**44,039**	**26,710**	**(19,888,129)**	**11,094,131**
Transactions with owners in their capacity as owners of the Company						
Share issues	**4,425,934**	**-**	**-**	**-**	**-**	**4,425,934**
Equity raising costs	**(318,220)**	**-**	**-**	**-**	**-**	**(318,220)**
Conversion of performance rights into ordinary shares	**-**	**-**	**-**	**-**	**-**	**-**
Expired options over ordinary shares	**-**	**-**	**-**	**-**	**-**	**-**
Share-based payments	**-**	**-**	**537,376**	**-**	**-**	**537,376**
	4,107,714	**-**	**537,376**	**-**	**-**	**4,645,090**
Net loss for the year	**-**	**-**	**-**	**-**	**(2,200,221)**	**(2,200,221)**
Other comprehenisve income	**-**	**3,316**	**-**	**-**	**-**	**3,316**
Total comprehensive income	**-**	**3,316**	**-**	**-**	**(2,200,221)**	**(2,196,905)**
As at 31 December 2024	**35,714,424**	**(691,883)**	**581,415**	**26,710**	**(22,088,350)**	**13,542,316**
As at 31 December 2022	28,186,123	(312,111)	43,329	26,710	(18,501,441)	9,442,610
Transactions with owners in their capacity as owners of the Company						
Share issues	3,578,933	-	-	-	-	3,578,933
Equity raising costs	(158,346)	-	-	-	-	(158,346)
Conversion of performance rights into ordinary shares	-	-	-	-	-	-
Expired options over ordinary shares	-	-	(208,282)	-	208,282	-
Share-based payments	-	-	208,992	-	-	208,992
	3,420,587	-	710	-	208,282	3,629,579
Net loss for the year	-	-	-	-	(1,594,970)	(1,594,970)
Other comprehensive income	-	(383,088)	-	-	-	(383,088)
Total comprehensive income	-	(383,088)	-	-	(1,594,970)	(1,978,058)
Income and expense for the year recognised directly in equity	-	-	-	-	-	-
As at 31 December 2023	31,606,710	(695,199)	44,039	26,710	(19,888,129)	11,094,131

The accompanying notes form part of these financial statements

	Note	31 December 2024	31 December 2023
		$	$
Cash flows from/(used) in operating activities			
Payments to employees and suppliers		**(1,603,308)**	(1,406,183)
Interest received		**19,268**	5,599
Net cash flows from/(used) in operating activities	**27**	**(1,584,040)**	(1,400,584)
Cash flows from/(used) in investing activities			
Payments for exploration and evaluation		**(3,162,942)**	(1,424,573)
Net cash flows from/(used) in investing activities		**(3,162,942)**	(1,424,573)
Cash flows from financing activities			
Proceeds from the issue of shares		**4,410,689**	3,578,933
Equity raising costs		**(318,220)**	(158,346)
		4,092,469	3,420,587
Net cash flows		**(654,513)**	595,430
Cash and cash equivalents as at the start of the financial year		**1,314,109**	721,766
Exchange fluctuation		**1,003**	(3,087)
Cash and cash equivalents as at the end of the financial year	**10**	**660,599**	1,314,109

The accompanying notes form part of these financial statements

For personal use only

For personal use only

Note 1 Corporate information

The Financial Statements of AKORA Resources Limited and its controlled entities comprising Malagasy Holdings (Tratramarina) Pty Ltd and its controlled entity Universal Exploration Madagascar sarl) and Malagasy Holdings (Bekisopa) Pty Ltd and its controlled entity Iron Ore Corporation of Madagascar sarl) for the financial year ended 31 December 2024.

The Financial Statements were authorised for issue in accordance with a resolution of the Board of Directors on 28 March 2025.

The parent entity is an entity incorporated in Australia limited by shares and listed on the Australian Securities Exchange.

The principal activities of the parent entity are exploration for ferrous metals.

Note 2(a) Basis of preparation and material accounting policies

Preparation
This general-purpose financial report has been prepared in accordance with Australian Accounting Standards Board (hereafter referred to as "AASB") standards and other authoritative pronouncements of the AASB and the *Corporations Act 2001*.

The financial report has been prepared on an historical cost basis.

The financial report is presented in Australian dollars.

The Statement of Comprehensive Income for both 2024 and 2023 covers the period 1 January to 31 December in each year.

Statement of compliance
The financial report complies with Australian Accounting Standards as issued by the AASB and International Financial Reporting Standards as issued by the International Accounting Standards Board.

Going concern
The Group recorded a net loss of $2,200,221 (2023: $1,594,970) and incurred cash outflows from operating and investing activities of $4,746,982 for the year ended 31 December 2024 (2023: cash outflows of $2,825,157). As at 31 December 2024, the Group had working capital of $323,132. The Group had a working capital in the previous year of $1,161,607.

Subsequent to year end, the Group has placed shares for a total of $1,118,000 (Note 25). Further, the Directors have advised their intention to contribute $200,000, subject to Shareholder approval at the next Annual General Meeting (ASX Announcement 4 February 2025). Also, a Strategic Investor Process is currently in progress that may lead to investment at the Bekisopa Project level or at the Corporate level.

The Group's ability to continue as a going concern is dependent upon it maintaining sufficient funds for its operations and commitments. The Board believes that it will obtain sufficient funding to meet its operating objectives. If sufficient funding is not achieved to meet its operating objectives, the fact that future exploration and evaluation expenditure is generally discretionary in nature, this can be slowed or deferred until sufficient funding is achieved.

Based on the cash flow forecasts and other factors referred to above, the Directors are satisfied that the going concern basis of preparation is appropriate. In particular, given the Company's history of raising capital to date, the directors are satisfied of the Company's ability to raise additional funds as and when they are required.

Should the Company be unable to raise sufficient funds, there is material uncertainty whether it would continue as a going concern and therefore whether it would realise its assets and extinguish its liabilities other than in the normal course of business and at amounts different to those stated in the financial statements. The financial statements do not include any adjustments relating to the recoverability and classification of recorded asset amounts or to the amounts or classification of liabilities that might result should the Company be unable to continue as a going concern and meet its debts as and when they fall due.

Critical accounting estimates
The preparation of the financial report requires the use of certain critical accounting estimates. It also requires management to exercise judgement in the process of applying the group's accounting policies. The areas involving a higher degree of judgement or complexity or areas where assumptions and estimates are significant to the financial report are disclosed in Note 3.

Note 2(b) Capital management policy

The goal of management is to ensure that the Group continues as a going concern whilst simultaneously managing the dilution. The Group seeks to add value through its exploration and evaluation activities so that new issues of shares can be undertaken at a premium to previous issues.

The Group is involved in high-risk exploration and therefore, it looks to raise equity rather than debt or quasi-equity instruments. Other forms of funding may be considered by the Board if and when project development activities commence.

For personal use only

Note 2(c) Principles of consolidation

The consolidated financial statements comprise the financial statements of AKORA Resources Limited and its controlled entities as at and for the period ended 31 December each year (the Group).

Controlled entities are those entities over which the Group has the power to govern the financial and operating policies to obtain benefits from their activities. The existence and effect of potential voting rights that are currently exercisable or convertible are considered when assessing whether a group controls another entity.

The financial statements of the controlled entities are prepared for the same reporting period as the parent entity, using consistent accounting policies, in preparing and consolidated financial statements, all inter-parent entity balances, transactions, unrealised gains and losses resulting from the intra-group transactions have been eliminated in full.

Controlled entities are fully consolidated from the date on which control is obtained by the Group and cease to be consolidated from the date on which control is transferred out of the Group.

Investments in controlled entities by AKORA Resources Limited are accounted for at cost in the separate financial statements of the parent entity less any impairment charges.

The acquisition of controlled entities is accounted for using the acquisition method of accounting. The acquisition method of accounting involves recognising at acquisition date, separately from goodwill, the identifiable assets acquired, the liabilities assumed and any non-controlling interest in the entity acquired. The identifiable assets acquired, and the liabilities assumed are measured at their acquisition date fair values.

The difference between the identifiable assets acquired less the liabilities assumed and the fair value of the consideration is goodwill or discount on acquisition.

After initial recognition, goodwill is measured at cost less any accumulated impairment losses. For purposes of impairment testing, goodwill acquired in a business combination is, from the acquisition date, allocated to each of the Group's cash-generating units that are expected to benefit from the combination, irrespective of whether other assets or liabilities of the acquired entity are assigned to those units.

Where goodwill forms part of a cash-generating unit and part of the operation within that unit is disposed of, the goodwill associated with the operation disposed of is included in the carrying amount of the operation when determining the gain or loss on disposal of the operation. Goodwill disposed of in this circumstance is measures based on the relative values of the operation disposed of and the portion of the cash-generating unit retained.

Non-controlling interests are allocated their share of net profit after tax in the statement of comprehensive income and are presented within equity in the consolidated statement of financial position, separately from the equity of the owners of the parent entity.

Total comprehensive income within a controlled entity is attributed to the non-controlling interest even if that results in a deficit balance.

For personal use only

A change in the ownership interest of a controlled entity that does not result in a loss of control, is accounted for as an equity transaction.

A change in the ownership interest of a controlled entity, without a loss of control, is accounted for as an equity transaction, if the Group loses control over a controlled entity, it:

(i) Derecognises the assets (including goodwill) and liabilities of the controlled entity;

(ii) Derecognises the carrying amount of any non-controlling interest;

(iii) Derecognises the cumulative translation differences recorded in equity;

(iv) Recognises the fair value of the consideration received;

(v) Recognises the fair value of any investment retained;

(vi) Recognises any surplus or deficit in the Statement of Comprehensive Income statement; and

(vii) Reclassifies the parent entity's share of components previously recognised in other comprehensive income to Statement of Comprehensive Income or retained earnings, as appropriate.

Note 2(d) Foreign currency translation

The financial report of the Group is presented in Australian dollars, which is the functional and presentation currency of the parent entity. Each entity in the Group determines is own functional currency.

On consolidation, the assets and liabilities of foreign operations are translated into Australian dollars at the rate of exchange prevailing at the reporting date and the income statements for foreign operations are translated at exchange rates prevailing at the dates of the transactions. The exchange differences arising on translation for consolidation are recognised in other comprehensive income.

Note 2(e) Revenue recognition

Interest revenue is recognised on a proportional basis taking into account the interest rates applicable to the financial assets.

Note 2(f) Income tax

The income tax expense or revenue for the period is the tax payable on the current period's taxable income based on the applicable income tax rate adjusted by changes in deferred tax assets and liabilities attributable to temporary differences and to unused tax losses.

The current tax charge is calculated on the basis of the tax laws acted or substantively enacted at the end of the reporting period.

Deferred income tax is provided in full, using the liability method, on temporary differences arising between the tax bases of assets and liabilities and their carrying amounts in the financial report of the Group. Deferred income tax; however, is not accounted for if it arises from initial recognition of an asset or liability in a transaction other than a business combination that at the time of the transaction affects neither accounting nor taxable profit and loss. Deferred income tax is determined using tax rates (and laws) that have been enacted or substantially enacted by the end of the financial period and are expected to apply when the related deferred income tax asset is realised or the deferred income tax liability is settled.

Deferred tax assets are recognised for deductible temporary differences and unused tax losses only if it is probable that future taxable amounts will be available to utilise those temporary differences and losses.

Deferred tax assets and liabilities are offset when there is a legally enforceable right to offset current tax assets and liabilities and when the deferred tax balances relate to the same tax authority. Current tax assets and tax liabilities are offset where the entity has a legally enforceable right to offset and intends either to settle on a net basis, or to realise the asset and settle the liability simultaneously.

Current and deferred tax is a recognised in Statement of Comprehensive Income, except to the extent that it relates to items recognised in other comprehensive income or directly in equity. In this case, the tax is also recognised in other comprehensive income or directly in equity, respectively.

Note 2(g) Impairment of assets

Intangible assets that have an indefinite useful life are not subject to amortisation and are tested annually for impairment or more frequently if events or changes in circumstances indicate that they might be impaired. Other assets are tested for impairment whenever events or changes in circumstances indicate that the carrying amount may not be recoverable. An impairment loss is recognised for the amount by which the asset's carrying amount exceeds its recoverable amount. The recoverable amount is the higher of an asset's fair value less costs to sell and value in use. For the purposes of assessing impairment, assets are grouped at the lowest levels for which there are separately identifiable cash inflows which are largely independent of the cash flows from other assets or groups of assets (cash-generating units). Non-financial assets other than goodwill that suffered impairment are reviewed for possible reversal of the impairment at the end of each financial period.

Note 2(h) Cash and cash equivalents

Cash and cash equivalents in the statement of financial position comprise cash at banks and at hand and short-term deposits with an original maturity of three months or less.
For the purposes of the statement of cash flows, cash and cash equivalents consist of cash and cash equivalents as defined above, net of outstanding bank overdrafts.

Note 2(i) Investments and other financial assets

Classification
The Group classifies its financial assets in the following categories: financial assets at fair value through Statement of Comprehensive Income , loans and receivables, held-to-maturity investments and available-for-sale financial assets. The classification depends on the purpose for which the investments were acquired. Management determines the classification of its investments at initial recognition and, re-evaluates this designation at the end of each financial period.

(i) Financial assets at fair value through Statement of Comprehensive Income
Financial assets at fair value through Statement of Comprehensive Income include financial assets held for trading. A financial asset is classified in this category if acquired principally for the purpose of selling in the short-term. Derivatives are classified as held for trading unless they are designated as hedges. Assets in this category are classified as current assets.

(ii) Loans and receivables
Loans and receivables are non-derivative financial assets with fixed or determinable payments that are not quoted in an active market. They are included in current assets, except for those with maturities greater than 12 months after the financial period which are classified as non-current assets.

Financial liabilities
Non-derivative financial liabilities (excluding financial guarantees) are subsequently measured at amortised cost. Gains or losses are recognised in profit and loss through the amortisation process and when the financial liability is derecognised.

Re-classification
The Group may choose to reclassify a non-derivative trading financial asset out of the held-for-trading category if the financial asset is no longer held for the purpose of selling it in the near term. Financial assets other than loans and receivables are permitted to be reclassified out of the held-for-trading category only in rare circumstances arising from a single event that is unusual and highly unlikely to recur in the near term. In addition, the Group may choose to reclassify financial assets that would meet the definition of loans and receivables out of the held-for-trading or available-for-sale categories if the Group has the intention and ability to hold these financial assets for the foreseeable future or until maturity at the date of reclassification. Reclassifications are made at fair value as of the reclassification date. Fair value becomes the new cost or amortised cost as applicable, and no reversals of fair value gains or losses recorded before reclassification date are subsequently made. Effective interest rates for financial assets reclassified to loans and receivables and held-to-maturity categories are determined at the reclassification date. Further increases in estimates of cash flows adjust effective interest rates prospectively.

For personal use only

For personal use only

Recognition and derecognition
Regular purchases and sales of financial assets are recognised on trade-date - the date on which the Group commits to purchase or sell the asset. Investments are initially recognised at fair value plus transaction costs for all financial assets not carried at fair value through Statement of Comprehensive Income. Financial assets carried at fair value through Statement of Comprehensive Income, are initially recognised at fair value and transaction costs are expensed in Statement of Comprehensive Income. Financial assets are derecognised when the rights to receive cash flows from the financial assets have expired or have been transferred and the Group has transferred substantially all the risks and rewards of ownership.

When securities classified as available-for-sale are sold, the accumulated fair value adjustments recognised in other comprehensive income are reclassified to Statement of Comprehensive Income as gains and losses from investment securities.

Subsequent measurement
Loans and receivables and held-to-maturity investments are carried at amortised cost using the effective interest method. Available-for-sale financial assets and financial assets at fair value through Statement of Comprehensive Income are subsequently carried at fair value. Gains or losses arising from changes in the fair value of the 'financial assets at fair value through Statement of Comprehensive Income ' category are presented in Statement of Comprehensive Income within other income or other expenses in the period in which they arise.

Changes in the fair value of monetary securities denominated in a foreign currency and classified as available-for-sale are analysed between translation differences resulting from changes in amortised cost of the security and other changes in the carrying amount of the security. The translation differences related to changes in the amortised cost are recognised in Statement of Comprehensive Income, and other changes in carrying amount are recognised in other comprehensive income. Changes in the fair value of other monetary and non-monetary securities classified as available-for-sale are recognised in other comprehensive income.

Impairment
The Group assesses at the end of each financial period whether there is objective evidence that a financial asset or group of financial assets is impaired. In the case of equity securities classified as available-for-sale, a significant or prolonged decline in the fair value of a security below its cost is considered as an indicator that the securities are impaired. If any such evidence exists for available-for-sale financial assets, the cumulative loss - measured as the difference between the acquisition cost and the current fair value, less any impairment loss on that financial asset previously recognised in Statement of Comprehensive Income - is reclassified from equity and recognised in Statement of Comprehensive Income as a reclassification adjustment. Impairment losses recognised in Statement of Comprehensive Income on equity instruments classified as available-for-sale are not reversed through Statement of Comprehensive Income.

If there is evidence of impairment for any of the Group's financial assets carried at amortised cost, the loss is measured as the difference between the asset's carrying amount and the present value of estimated future cash flows, excluding future credit losses that have not been incurred. The cash flows are discounted at the financial asset's original effective interest rate. The loss is recognised in Statement of Comprehensive Income.

Note 2(j) Property, plant and equipment

Depreciation is calculated using the straight-line method to allocate their cost or revalued amounts, net of their residual values, over their estimated useful lives or, in the case of leasehold improvements and certain leased plant and equipment, the shorter lease term as follows:

- Computer hardware and software 3 years
- Exploration equipment 5 years
- Motor vehicles 4 years
- Office furniture and fittings 5 years

The assets' residual values and useful lives are reviewed, and adjusted if appropriate, at the end of each financial period.

An asset's carrying amount is written down immediately to its recoverable amount if the asset's carrying amount is greater than its estimated recoverable amount.

Gains and losses on disposals are determined by comparing proceeds with carrying amount. These are included in Statement of Comprehensive Income. When revalued assets are sold, it is the Group's policy to transfer any amounts included in other reserves in respect of those assets to retained earnings.

Note 2(k) Exploration and evaluation expenditure

Expenditure on exploration and evaluation is accounted for in accordance with the 'area of interest' method. Once the legal right to explore has been acquired, exploration and evaluation expenditure is charged to Statement of Comprehensive Income as incurred, unless the board of directors conclude that a future economic benefit is more likely to be realised.

Exploration and evaluation expenditure is capitalised provided the rights to tenure of the area of interest are current and either:

(i) the exploration and evaluation activities are expected to be recouped through successful development and exploitation of the area of interest or, alternatively, by its sale;

(ii) the exploration and evaluation activities in the area of interest have not at the end of a financial period reached a stage that permits a reasonable assessment of the existence or otherwise of economically recoverable reserves, and active and significant operations in, or relating to, the area of interest are continuing.

When the technical feasibility and commercial viability of extracting a mineral resource have been demonstrated then any capitalised exploration and evaluation expenditure is reclassified as capitalised mine development. Prior to this reclassification, capitalised exploration and evaluation expenditure is assessed for impairment.

Impairment
The carrying amount of capitalised exploration and evaluation expenditure is assessed for impairment at the cash generating unit level whenever facts and circumstances suggest that the carrying amount of the asset may exceed its recoverable amount.
Impairment exists when the carrying amount of an asset or cash-generating unit exceeds its estimated recoverable amount. The asset or cash-generating unit is then written down to its recoverable amount. Any impairment losses are recognised in Statement of Comprehensive Income.

Note 2(l) Trade and other payables

These amounts represent liabilities for goods and services provided to the Group prior to the end of financial period which are unpaid. The amounts are unsecured and are usually paid within 30 days of recognition.

Note 2(m) Provisions

Provisions for legal claims and make good obligations are recognised when the Group has a present legal or constructive obligation as a result of past events, it is probable that an outflow of resources will be required to settle the obligation and the amount has been reliably estimated. Provisions are not recognised for future operating losses.

Where there are a number of similar obligations, the likelihood that an outflow will be required in settlement is determined by considering the class of obligations as a whole. A provision is recognised even if the likelihood of an outflow with respect to any one item included in the same class of obligations may be small.

Provisions are measured at the present value of management's best estimate of the expenditure required to settle the present obligation at the end of the financial period. The discount rate used to determine the present value is a pre-tax rate that reflects current market assessments of the time value of money and the risks specific to the liability. The increase in the provision due to the passage of time is recognised as interest expense.

Note 2(n) Employee benefits

(i) Short-term obligations
Liabilities for wages and salaries, including non-monetary benefits, annual leave and accumulating sick leave expected to be settled within 12 months after the end of the period in which the employees render the

For personal use only

related service are recognised in respect of employees' services up to the end of the reporting period and are measured at the amounts expected to be paid when the liabilities are settled. The liability for annual leave and accumulating sick leave is recognised in the provision for employee benefits. All other short-term employee benefit obligations are presented as payables.

(ii) Other long-term employee benefit obligations
The liability for long service leave and annual leave which is not expected to be settled within 12 months after the end of the period in which the employees render the related service is recognised in the provision for employee benefits. These long-term benefits are measured as the present value of expected future payments to be made in respect of services provided by employees up to the end of the reporting period using the projected unit credit method. Consideration is given to future wage and salary levels, experience of employee departures and periods of service. Expected future payments are discounted using market yields at the end of the reporting period on national government bonds with terms to maturity and currency that match, as closely as possible, the estimated future cash outflows.

(iii) Termination benefits
Termination benefits are payable when employment is terminated before the normal retirement date, or when an employee accepts voluntary redundancy in exchange for these benefits. The Group recognises termination benefits when it is demonstrably committed to either terminating the employment of current employees according to a detailed formal plan without possibility of withdrawal or to providing termination benefits as a result of an offer made to encourage voluntary redundancy. Benefits falling due more than 12 months after the end of the reporting period are discounted to present value.

For personal use only

Note 2(o) Contributed equity

Ordinary shares are classified as equity.

Incremental costs directly attributable to the issue of new shares or options are shown in equity as a deduction, net of tax, from the proceeds. Incremental costs directly attributable to the issue of new shares or options for the acquisition of a business are not included in the cost of the acquisition as part of the purchase consideration.

If the Group reacquires its own equity instruments, for example, as the result of a share buy-back, those instruments are deducted from equity and the associated shares are cancelled. No gain or loss is recognised in Statement of Comprehensive Income and the consideration paid including any directly attributable incremental costs (net of income taxes) is recognised directly in equity.

Note 2(p) Dividends

Provision is made for the amount of any dividend declared, being appropriately authorised and no longer at the discretion of the entity, on or before the end of the reporting period but not distributed at the end of the financial period.

Note 2(q) Goods and Services Tax (GST)

Revenues, expenses and assets are recognised net of the amount of associated GST, unless the GST incurred is not recoverable from the taxation authority. In this case it is recognised as part of the cost of acquisition of the asset or as part of the expense.

Receivables and payables are stated inclusive of the amount of GST receivable or payable. The net amount of GST recoverable from, or payable to, the taxation authority is included with other receivables or payables in the Statement of Financial Position.

Cash flows are presented on a gross basis. The GST components of cash flows arising from investing or financing activities which are recoverable from, or payable to the taxation authority, are presented as operating cash flows.

Note 2(r) Segment reporting

Operating segments are reported in a manner consistent with the internal reporting structure provided to the board of directors, the chief operating decision making body, which is responsible for the allocation of resources and performance assessment of the operating segments.

For personal use only

Note 2(s) New Accounting Standards for Application in Future Periods

The Group has adopted all of the new and revised Standards and Interpretations issued by the Australian Accounting Standards Board (AASB) that are relevant to its operations and effective for an accounting period that begins on or after 1 January 2024.

The Directors have determined that there is no material impact of the new and revised Standards and Interpretations on the Group and, therefore, no material change is necessary to Group accounting policies.

Standards and Interpretations in issue not yet adopted
At the date of authorisation of the financial statements, the Group has not applied the new and revised Australian Accounting Standards, Interpretations and amendments that have been issued but are not yet effective. Based on a preliminary review of the standards and amendments, the Directors do not anticipate a material change to the Group's accounting policies, however further analysis will be performed when the relevant standards are effective.

Note 3 Material accounting judgments and estimates

The preparation of the Group's financial statements in conformity with International Financial Reporting Standards requires management to make judgments, estimates and assumptions that affect the reported amounts of assets, liabilities and contingent liabilities at the date of the financial statements and reported amounts of revenues and expenses during the reporting period. Estimates and assumptions are continuously evaluated and are based on management's experience and other factors, including expectations of future events that are believed to be reasonable under the circumstances. However, actual outcomes can differ from these estimates.

In particular, information about significant areas of estimation uncertainty considered by management in preparing the financial statements is described below.

(i) *Functional currency*
The functional currency of foreign operations has been determined as Australian dollars. This outcome has resulted from examination of the prevailing facts and circumstances, including the basis on which the entities incur obligations for exploration and evaluation activities and the basis on which the foreign operations are funded.

(ii) Exploration and evaluation expenditure
The application of the Group's accounting policy for exploration and evaluation expenditure requires judgment in determining whether it is likely that future economic benefits are likely from future exploitation or sale or where activities have not reached a stage which permits a reasonable assessment of the existence of reserves. The determination of a resource, in accordance with the Australasian Code for Reporting of Exploration Results, Mineral Resources and Ore Reserves, the JORC Code 2012 Edition, is itself an estimation process that requires varying degrees of uncertainty depending on sub-classification and these estimates directly impact the point of deferral of exploration and evaluation expenditure. The deferral policy requires management to make certain estimates and assumptions about the future events or circumstances, in particular, whether an economically viable extraction operation can be established. Estimates and assumptions made may change if new information becomes available.

Significant judgement is required in determining whether it is likely that future economic benefits will be derived from the capitalised exploration and evaluation expenditure. In the judgement of the Directors, at 31 December 2024 exploration activities in each area of interest have not yet reached a stage which permits a reasonable assessment of the existence or otherwise of economically recoverable reserves. Active and significant operations in relation to each area of interest are continuing and nothing has come to the attention of the Directors to indicate future economic benefits will not be achieved. The Directors are continually monitoring the areas of interest and are exploring alternatives for funding the development of areas of interest when economically recoverable reserves are confirmed.

If, after expenditure is capitalised, information becomes available suggesting that the recovery of expenditure is unlikely or exploration activities in the area have ceased, the amount capitalised is written off in Statement of Comprehensive Income in the period when the new information becomes available.

For personal use only

Note 4 Financial risk management objectives and policies

The Group's principal financial instruments comprise of cash and short-term deposits and other financial assets. The main purpose of these financial instruments is to invest funds raised by the Group until utilised in exploration activities.

The Group has other financial instruments such as current receivables and payables arising from corporate activities.

The main risks arising from the Group's financial instruments are interest rate risk, foreign currency risk, credit risk and liquidity risk. The Chief Financial Officer is responsible for the management of the Group's financial risk. The Chief Financial Officer updates the board of directors regularly on financial risk management measures that he implements.

Risk exposures and responses

Interest rate risk
The Group is exposed to market interest rates on moneys it has deposited with Australian banking institutions in form of short-term deposits.

The main risks arising from the Group's financial instruments are interest rate risk, foreign currency risk, credit risk and liquidity risk. The Chief Financial Officer is responsible for the management of the Group's financial risk in consultation with the board of directors. The Chief Financial Officer updates the board of directors regularly on financial risk management measures that he implements.

	2024	2023
	$	$
Cash and cash equivalents	**660,599**	1,314,109

At the end of the financial period, the Group had no financial liabilities exposed to variable interest rate risks.

The Group's cash management policy is to invest surplus funds at the best available rate received from Westpac Banking Corporation.

Set out below is a sensitivity analysis of the financial implications of interest rate risk exposure as at the end of the financial year. If interest rates had moved, with all other variables constant, profit after tax and equity would have been:

	2024	2023
	$	$
Profit after tax		
Higher/(lower)		
+1% (100 basis points)	**29,142**	23,718
-1% (100 basis points)	**9,395**	3,359
Equity		
Higher/(lower)		
+1% (100 basis points)	**29,142**	23,718
-1% (100 basis points)	**9,395**	3,359

The movement in equity is directly linked to the movement in the Statement of Comprehensive Income as the Group does not undertake any interest rate hedging.
Foreign currency risk
The Group incurs US dollar denominated consulting and contracting costs on exploration work programmes and transfers US dollars to Madagascar to extinguish day-to-day country costs. At balance date, the obligations outstanding in US dollars are recorded as payables in the Statement of Financial Position. The Group will continue

For personal use only

to incur US dollar financial obligations into the future and the *Banque Centrale de Malgache* has mandated through its regulatory role to limit the number of foreign currencies in which Malagasy entities can conduct business to Euros and US dollars.

As at 31 December 2024, the Group had US dollar payables of US$88,611 or A$142,530 (2023: US$10,765 or A$15,738). The Group holds its cash balances in Australian and US dollars.

The table below sets out the financial impact of the strengthening or weakening of the Australian dollar against the US dollar on a profit after tax and equity basis as at the end of the financial year, with all other variables constant:

	2024	2023
	$	$
Profit after tax		
Higher/(lower)		
+5% AUD/USD exchange rate	**71**	(15,980)
-5% AUD/USD exchange rate	**2,462**	7,501
Equity		
Higher/(lower)		
+5% AUD/USD exchange rate	**71**	(15,980)
-5% AUD/USD exchange rate	**2,462**	7,501

Commodity price risk
Presently, the principal activities of the Group are the exploration and evaluation of ferrous-based minerals in Madagascar and, as at the date of this financial report, does not have any commodity price risk exposure from the production of ferrous-based minerals.

Credit risk
Credit risk arises from the financial assets of the Group, which comprise cash and cash equivalents and other receivables. The parent entity invests only in short-term deposits with institutions that have AA /A-1+ with a stable outlook rating. In Madagascar, the Group banks with *Banque Malgache de l'Ocean Indien*, a banking institution controlled by *Banque populaire-Caisse d'esparne*. BPCE is rated A+/A-1+ with a stable outlook rating. The Group maintains minimal cash balances in its Malagasy controlled entities.

Current receivables are monitored on an ongoing basis with the result that the Group's exposure to bad debts is not significant.

Concentration risk
The Group does not have any concentration risk.

Liquidity risk
Liquidity risk arises from the financial liabilities of the Group and the ability of the Group to meet these obligations as and when they fall due.

The Group does not have any external borrowings. However, the Group will need additional equity funds in order to explore and evaluate its ferrous-based minerals in Madagascar.

The maturity analysis of financial assets and financial liabilities is set out below:

Year ended 31 December 2023

	0-30 Days	31-60 Days	61-90 Days	91-180 Days	Total
Financial assets					
Cash and cash equivalents	1,314,109	-	-	-	1,314,109
Receivables	21,945	-	-	-	21,945
Other current assets	2,217	-	-	-	2,217
	1,338,271	-	-	-	1,338,271
Financial liabilities					
Payables	(84,525)	-	-	-	(84,525)
Other payables	-	-	-	-	-
Net maturity	1,253,746	-	-	-	1,253,746

Year ended 31 December 2024

	0-30 Days	**31-60 Days**	**61-90 Days**	**91-180 Days**	**Total**
Financial assets					
Cash and cash equivalents	**660,599**	**-**	**-**	**-**	**660,599**
Receivables	**23,518**	**-**	**-**	**-**	**23,518**
Other current assets	**2,396**	**-**	**-**	**-**	**2,396**
	686,513	**-**	**-**	**-**	**686,513**
Financial liabilities					
Payables	**(295,047)**	**-**	**-**	**-**	**(295,047)**
Other payables	**-**	**-**	**-**	**-**	**-**
Net maturity	**391,466**	**-**	**-**	**-**	**391,466**

Fair values
All financial assets and liabilities recognised in the Statement of Financial Position, whether they are carried at cost or fair value, are recognised as amounts that represent a reasonable approximation of fair values unless otherwise stated in the applicable notes.

For personal use only

Note 5 Segment reporting

The group operates solely in the mineral exploration industry and is focused on iron ore exploration.

The Group has identified two geographical segments – Australia and Madagascar. All corporate activities, equity raising related activities and project management is conducted in Australia whilst all exploration activities are conducted in Madagascar.

For personal use only

	Financial Year 2023		
	Australia	Madagascar	Total
Revenue	10,564	-	10,564
Segment result	(1,584,208)	(7,675)	(1,591,883)
Unallocated costs			
Exchange fluctuation			(3,087)
Net loss after tax			(1,594,970)
Segment assets			
Cash and cash equivalents	1,280,457	33,652	1,314,109
Receivables	21,945	-	21,945
Other	-	2,217	2,217
Exploration and evaluation	-	9,932,524	9,932,524
	1,302,402	9,968,393	11,270,795
Segment liabilities			
Payables	81,700	2,825	84,525
Provisions	92,139	-	92,139
	173,839	2,825	176,664
Net assets	1,128,563	9,965,568	11,094,131
Capital expenditure			
Exploration and evaluation	-	1,041,600	1,041,600
Impairment	-	-	-
	-	1,041,600	1,041,600

	Financial Year 2024		
	Australia	**Madagascar**	**Total**
Revenue	**19,268**	**-**	**19,268**
Segment result	**(2,195,677)**	**(2,231)**	**(2,197,908)**
Unallocated costs			
Exchange fluctuation			**(2,313)**
Net loss after tax			**(2,200,221)**
Segment assets			
Cash and cash equivalents	**648,950**	**11,649**	**660,599**
Receivables	**23,518**	**-**	**23,518**
Other	**2,396**	**-**	**2,396**
Exploration and evaluation	**-**	**13,219,184**	**13,219,184**
	674,864	**13,230,833**	**13,905,697**
Segment liabilities			
Payables	**295,047**	**-**	**295,047**
Provisions	**68,334**	**-**	**68,334**
	363,381	**-**	**363,381**
Net Assets	**311,483**	**13,230,833**	**13,542,316**
Capital expenditure			
Exploration and evaluation	**-**	**3,286,660**	**3,286,660**
Impairment	**-**	**-**	**-**
	-	**3,286,660**	**3,286,660**

Note 6 Total revenue and other income

	2024	2023
	$	$
Other income		
Interest on short-term deposits	**19,268**	10,564

Note 7 Income tax

	31 December	
	2024	2023
	$	$
Accounting profit/(loss)	**(2,200,221)**	(1,594,970)
At the statutory income tax rate applicable to the Company 30% (2023: 30%)	**660,066**	478,491
Tax losses for the current year for which no deferred tax asset is recognised	**(508,045)**	(424,920)
Depreciation	**-**	-
Exchange fluctuation	**(694)**	(926)
Equity raising costs	**-**	59,725
Legal fees	**-**	(30,681)
Listing costs	**-**	-
Provisions	**9,885**	(7,201)
Share-based payments	**(161,213)**	(62,488)
Other	**-**	(12,000)
Income tax (expense)/benefit	**-**	-

Deferred tax assets are recognised for the carry-forward of unused tax losses and unused tax credits to the extent that it is probable taxable profits will be available against which the unused tax losses/credits can be utilised.

For personal use only

For personal use only

	31 December	
	2024	2023
	$	$
Deferred tax assets		
Tax losses	**911,385**	758,952
Provisions and accruals	**16,235**	19,201
Other	**-**	65,861
	927,620	844,014
Set-off deferred tax liabilities	**-**	-
Net deferred tax assets	**927,620**	844,014
less Deferred tax assets not recognised	**(927,620)**	(844,014)
Net tax assets	**-**	-
Deferred tax liabilities		
Exploration expenditure	**-**	-
Set-off deferred tax assets	**-**	-
net deferred tax liabilities	**-**	-
Tax losses		
The tax-effect of unused tax losses for which no deferred tax asset has been recognised that may be utilised to offset tax liabilities:		
Revenue losses	**3,002,556**	2,494,511
Capital losses	**759,678**	759,678
	3,762,234	3,254,189

The Group reviewed its tax losses in Madagascar and noted that there is a likelihood that exploration and evaluation expenditures under a Research Permit may not be recoverable.

Note 8 Loss per share

	2024	2023
	$	$
Loss from continuing operations for the year	**(2,200,221)**	(1,594,970)
Weighted average number of ordinary shares outstanding during the year used in calculation of basic EPS	**111,546,533**	86,254,108
Basic and diluted loss per share (cents per share)	**(1.97)**	(1.85)

As at 31 December 2024, the Group has 14,699,211 unissued shares under options (December 2023: 14,699,211) on issue. The Group does not report diluted earnings per share on losses generated by the Group. During the year, the Group's unissued shares under option were non-dilutive.

Note 9 Dividends paid and proposed

No dividends were paid during the financial year and no dividend is proposed to be paid as at the end of the financial year, 31 December 2024.

For personal use only

Note 10 Cash and cash equivalents

	31 December	
	2024	2023
	$	$
Cash at bank	**660,599**	1,314,109
	660,599	1,314,109

Note 11 Receivables-current

	31 December	
	2024	2023
	$	**$**
GST input credits	**18,552**	21,945
Other	**4,966**	-
	23,518	21,945

Receivables are non-interest bearing and are generally on 30 to 90-day terms.

Note 12 Other current assets

	31 December	
	2024	2023
	$	$
Bonds	**2,396**	2,217

Note 13 Exploration and evaluation

	31 December	
	2024	2023
	$	$
At start of financial year	**9,932,524**	8,890,924
Additions	**3,286,527**	1,414,146
Exchange fluctuation	**133**	(372,546)
At end of financial year	**13,219,184**	9,932,524

The carrying value of exploration and evaluation expenditure at balance date is represented by the following projects:

Ambodilafa	**1,479,968**	1,475,511
Bekisopa	**11,053,022**	7,775,276
Tratramarina	**686,194**	681,737
	13,219,184	9,932,524

For personal use only

Ambodilafa Farm-in Agreement
On 22 August 2012, the Company entered into a Farm-in Agreement with Jubilee Platinum plc which entitled the Company to earn a 90% interest in commodities other than platinum group elements, London Metal exchange traded metals and chrome.

Under the Farm-in Agreement, the Company will earn its interest in the commodities in three stages:

- Stage 1 US$1.0 million expenditure 51%
- Stage 2 US$1.0 million expenditure 81% (cumulative)
- Stage 3 US$1.0 million expenditure 90% (cumulative)

The Company is required to give notice to Jubilee each time it has expended US$1.0 million under the Farm-in Agreement. Jubilee has 30 days from the date of notice to inform the Company whether it wishes to take the unearned interest available to it through jointly funding all future work programmes. If Jubilee does not elect to take the unearned interest, the Company has automatic rights to move the next stage and earn additional interest in the commodities. Under the Farm-in Agreement the Company will have sole and exclusive rights to explore the Ambodilafa tenements in each stage.

Where the Company has earned a 90% interest in the commodities and Jubilee does not elect to take up the unearned interest, the Company has a right to buy-out the unearned interest for $1.5 million through either shares or cash or a royalty or a combination of these methods.

As at balance date, 31 December 2024 the Company had earned an 90% equity interest in the Ambodilafa tenements. The Company has advised Jubilee that it would elect to buy-out the residual interest by way of a royalty; however, as at the date of this report the Company and Jubilee have not formalised this arrangement.

In October 2017, the Ministry of Mines lifted the moratorium on the renewal, transfer and transformation of existing tenements; however, the progress in addressing the backlog has been slow. Malagasy counsel for the Company has concluded that the renewal and transformation applications submitted to the BCMM for permits held by the Company and confirmed that in each case the application was made in a form, which was acceptable to the BCMM and is deemed to hold beneficial title to these tenements. Accordingly, Malagasy counsel see no evidence, which would suggest that the Ministry of Mines would withhold its approval in respect of the renewal of the permits concerned and at this point in time the company has access to these tenements.

All administration fees levied on the tenements held by the Group's Malagasy entities have been paid, in full, up to and including 31 December 2024.

The value of the Group's exploration and evaluation expenditure is dependent on the ability of the Company to obtain further funding to enable it to:

- continue exploration in the areas of interest;
- meet tenement renewal payments to continue to satisfy rights to tenure; and
- the recoupment of costs through successful development and exploitation of the areas of interest, or alternatively by their sale.

Note 14 Property plant and equipment

	31 December	
	2024	2023
	$	$
Cost		
Opening balance	**14,717**	14,858
Additions	**-**	-
Exchange fluctuation	**1,115**	(141)
Closing balance	**15,832**	14,717
Accumulated depreciation		
Opening balance	**14,717**	14,858
Depreciation	**-**	-
Exchange fluctuation	**1,115**	(141)
Closing balance	**15,832**	14,717
Net carrying value	**-**	-

Note 15 Payables-current

	31 December	
	2024	2023
	$	$
Trade payables	**284,864**	44,525
Other payables	**10,183**	40,000
	295,047	84,525

Trade payables are non-interest bearing and are normally settled on 30-day terms. Other payables are also non-interest bearing and have an average term of 30 days.
Due to the short-term nature of these payables, the carrying amounts recorded in the financial statements for trade payables.

Note 16 Provisions-current

	31 December	
	2024	2023
	$	$
Annual leave	**68,334**	92,139

For personal use only

For personal use only

Note 17 Capital

(a) Equity

	Number	$
At 31 December 2022	72,190,207	28,186,123
Share Placement (1 May 2023)	4,956,250	793,000
Share Placement (25 May 2023)	3,394,157	475,182
Rights Issue	14,442,197	2,310,751
	22,792,604	3,578,933
Equity raising costs	-	(158,346)
	22,792,604	3,420,587
At 31 December 2023	94,982,811	31,606,710
Share Placements	**9,955,684**	**1,401,000**
Entitlement & Shortfall Offer	**20,064,563**	**3,009,684**
Shares to Consultant	**100,000**	**15,250**
	30,120,247	**4,425,934**
Equity raising costs	**-**	**(318,220)**
	30,120,247	**4,107,714**
At 31 December 2024	**125,103,058**	**35,714,424**

Ordinary shares
Ordinary shares have the rights to receive dividends as declared and, in the event of winding up, participate in the proceeds from the sale of all surplus assets in proportion to the number of, and amounts paid up on, the shares held.

Each fully paid ordinary share carries one vote.

Ordinary shares issued to shareholders since incorporation have had no par value.

(b) Options

The total number of options over ordinary shares on issue at balance date:

	31 December	
	2024	2023
	No	No
Unlisted options over ordinary shares		
Opening balance	**14,699,211**	1,950,000
Exercised	**-**	-
ESOP	**-**	-
Issued pursuant to Share placement	**-**	2,478,125
Issued pursuant to Rights issue	**-**	7,221,086
Issued pursuant to Corporate Advisory Mandate	**-**	5,000,000
Cancelled/expired	**-**	(1,950,000)
Closing balance	**14,699,211**	14,699,211

For personal use only

(c) Capital management

(i) Capital management policy

The objectives of the board of directors when managing capital is to ensure that the Group can fund its exploration and corporate activities as a going concern in order to benefit stakeholders.

The business of the Group is an early, stage mineral exploration. As a consequence, the Group does not have access to credit facilities and therefore, its primary source of funding is equity raisings. The capital risk management for the Group is to ensure it has sufficient working capital in order to ensure its exploration tenements obligations in Madagascar can be extinguished as and when required and ensure its corporate obligations are minimised.

(ii) Working capital position

The working capital position of the group as at 31 December 2024 and 31 December 2023 was as follows:

	31 December	
	2024	2023
	$	$
Cash and cash equivalents	**660,599**	1,314,109
Trade and other receivables	**23,518**	21,945
Financial assets	**2,396**	2,217
Trade and other payables	**(295,047)**	(84,525)
Provisions	**(68,334)**	(92,139)
	323,132	1,161,607

(iii) Current assets to current liabilities ratio

The current assets to current liabilities as at 31 December 2024 and 31 December 2023 was as follows:

	2024	2023
	$	$
Current assets	**686,513**	1,338,271
Current liabilities	**363,381**	176,664
Current assets:current liabilites	**1.89**	7.58

Note 18 Translation reserve

	31 December	
	2024	2023
	$	$
Opening balance at start of financial year	**(695,199)**	(312,111)
Translation of foreign currency financial statements into the functional currency	**3,316**	(383,088)
Closing balance at end of financial year	**(691,883)**	(695,199)

For personal use only

Note 19 Share-based payments

(a) Total number of options on issue

The number of options outstanding as at 31 December 2023 as are follows:

Issue date	Expiry date	Exercise Price	Option Number
25 May 2023	25 May 2026 (Placement)	$0.2500	2,478,125
25 May 2023	25 May 2026 (Rights Issue)	$0.2500	7,221,086
18 Oct 2023	25 May 2026 (Corporate Advisor)	$0.2500	5,000,000
			14,699,211

The number of options outstanding as at 31 December 2024 as are follows:

Issue date	Expiry date	Exercise Price	Option Number
25 May 2023	25 May 2026 (Placement)	$0.2500	2,478,125
25 May 2023	25 May 2026 (Rights Issue)	$0.2500	7,221,086
18 Oct 2023	25 May 2026 (Corporate Advisor)	$0.2500	5,000,000
			14,699,211

(b) Share-based payments reserve

Options

	31 December	
	2024	2023
	$	$
Opening balance at start of the financial year	**44,039**	43,329
Charged to profit and loss	**200,590**	208,992
Transfer from Share-based payments Reserve options over ordinary shares that have been cancelled/expired	**-**	(208,282)
Closing balance at end of financial year	**244,629**	44,039

The weighted average remaining contractual life for the options over ordinary shares outstanding as at 31 December 2024 was 1.4 years (2023: 2.4 years)

The weighted average fair value of options over ordinary shares granted during the financial year was 5.94cents (2023: 5.94 cents).

The following table sets out the number and weighted average exercise prices of, and movements in, options over ordinary shares during the financial year.

	31 December 2024		31 December 2023	
	Number of options	Weighted Average Price	Number of options	Weighted Average Price
Opening balance	5,000,000	0.0594	1,950,000	0.1068
Granted	-	-	5,000,000	0.0594
Cancelled	-	-	(1,950,000)	0.1068
Lapse	-	-	-	
Closing balance	5,000,000	0.0594	5,000,000	0.0594

Performance rights

	31 December	
	2024	2023
	$	$
Opening balance at start of the financial year	**-**	-
Fair value of performance rights awarded to Directors and KMP pursuant to terms and conditions	**336,786**	-
Conversion of performance rights during the year on achievement of milestones	**-**	-
Closing balance at end of financial year	**336,786**	-

On 5 June 2024, after approval at the Annual General Meeting of the Company on 30 May 2024, the following performance rights were issued to Directors:

- P Bibby - 1,500,000 vesting upon a continuous period of employment of 12 months from 1 June 2024;
- P Bibby - 1,500,000 vesting upon a continuous period of employment of 24 months from 1 June 2024;
- M Gill - 200,000 vesting upon a continuous period as a Director of 24 months from 2 August 2023; and
- G Hunt - 500,000 vesting upon a continuous period as a Director of 24 months from 1 February 2024.

On 5 June 2024, the Company issued the following performance rights to its General Manager - Development:

- J Whittle - 300,000 vesting upon a continuous period of employment of 12 months from 12 January 2024.

The fair value of the option was calculated using the underlying share price. The hurdles to vest are non-market hurdles. The share based payment cost will be realised over the term of the rights.

For personal use only

The key inputs for the valuation model are as follows:

	P Bibby	P Bibby	M Gill	G Hunt	J Whittle
No. of Performance Rights issued	1,500,000	1,500,000	200,000	500,000	300,000
Valuation/grant date	30/05/2024	30/05/2024	30/05/2024	30/05/2024	30/05/2024
Share price at grant date	$ 0.17	$ 0.17	$ 0.17	$ 0.17	$ 0.17
Exercise price	nil	nil	nil	nil	nil
Vesting date	31/05/2025	31/05/2026	01/08/2025	31/01/2026	11/01/2025
Expiry period	31/05/2025	31/05/2026	01/08/2025	31/01/2026	11/01/2025
Fair value	$ 0.17	$ 0.17	$ 0.17	$ 0.17	$ 0.17
Total value of Performance Rights	$ 255,000	$ 255,000	$ 34,000	$ 85,000	$ 51,000
Expensed during the year	$ 149,507	$ 74,753	$ 24,033	$ 38,890	$ 49,603

For personal use only

Note 20 Other reserves

	31 December	
	2024	2023
	$	$
Opening balance at start of financial year	**26,710**	26,710
Transaction with non-controlling interest	**-**	-
Closing balance at end of the financial year	**26,710**	26,710

On 25 July 2020, the Company completed negotiations for the acquisition of the 25% equity interest held by Cline Mining Corporation, an entity incorporated under the laws of the Commonwealth of British Columbia, of Iron Ore Corporation of Madagascar sarl, an entity incorporated in the Republic of Madagascar.

Pursuant to the Shareholders Agreement, the Group is required to fund all expenditures by way of loans to Iron Ore Corporation Of Madagascar sarl until the payment of the Second Instalment set out in the Share Sale and Purchase Agreement and assign 25% of the loans made to Cline Mining Corporation.

Following the payment of the Second Instalment, both shareholders of IOCM must fund their share of expenditure by way of interest-free loans in proportion to their respective interests in the uncertificated shares of IOCM. The Group extinguished its obligation to pay the Second Instalment on 13 December 2019 and accordingly, Cline was required to fund its share of expenditure from 1 January 2020.

Under the Shareholders Agreement if a party fails to fund its share of the Cash Call made by IOCM to fund its expenditure, the non-defaulting shareholder can serve a Notice of Default on the defaulting shareholder and, if the defaulting does not rectify its default within 60 days, the non-defaulting share is entitled to exercise its right to dilute the defaulting shareholder by 50% of each default. Where the defaulting shareholder's equity interest falls below 5%, the defaulting shareholder is required to assign its equity interest and its shareholder loans to the non-defaulting shareholder for zero consideration and accordingly, will have no rights to any assets or obligation for any liabilities in IOCM.

Cline had informed the Company that it was not in a position to fund its share of Cash Calls made by IOCM in accordance with the Shareholders Agreement on 13 December 2019 which meant that the Company was continued to fund expenditure for and on behalf of Cline through to completion of the negotiation for the acquisition of the 25% equity interest in IOCM.

	Fair Value $
Fair value of shares issued to Cline for acqusition of 25% equity interest in IOCM	108,108
Share capital	2,552
Reserves	62,893
Accumulated losses	(68,091)
	(2,646)
Loans contributed by the Company and assigned to Cline pursuant to Share sale and Purchase Agreement	137,464
Carrying value of non-controlling interest	134,818
Reserve recognised on transaction with non-controlling interest	(26,710)

For personal use only

Note 21 Accumulated losses

	31 December	
	2024	2023
	$	$
Balance at start of the financial year	**(19,888,129)**	(18,501,441)
Net loss for the year	**(2,200,221)**	(1,594,970)
Transfer to accumulated losses share-based payments relating to options overordinary shares that expired	**-**	208,282
Balance at end of the financial year	**(22,088,350)**	(19,888,129)

Note 22 List of controlled entities

The financial statements include the financial statements of the parent entity and the controlled entities listed in the following table:

		% equity interest	
Name	**Country of Incorporation**	**2024**	2023
Malagasy Holdings (Bekisopa) Pty Limited	Australia	**100**	100
- Iron Ore Corporation of Malagasy sarl	Madagascar	**100**	100
Malagasy Holdings (Tratramarina) Pty Limited	Australia	**100**	100
- Universal Exploration Madagascar sarl	Madagascar	**100**	100

For personal use only

Note 23 Exploration commitments

	31 December	
	2024	2023
	$	$
Exploration annual administration fees	**534,229**	300,000
Payable:		
no later than 1 year	**106,846**	60,000
between 1 year and 5 years	**427,383**	240,000
greater than 5 years	**-**	-
	534,229	300,000

Exploration and evaluation expenditure commitments
Under 99-022 Mining Code (*portant Code minier*), the Group does not have any expenditure commitments on its tenements other than the annual renewal fees (*frais d'administration annuel*) which are payable to the Madagascar Mining Cadastre Bureau (*Bureau du Cadastre Minier de Madagascar*).

Note 24 Financial obligations of the Company and its controlled entities

The Company

Ambodilafa tenements
On 22 August 2012, the Company entered into a Farm-in Agreement with Jubilee Platinum plc which entitled the Company to earn a 90% interest in commodities other than platinum group elements, London Metal exchange traded metals and chrome.

Under the Farm-in Agreement, the Company will earn its interest in the commodities in three stages:

- Stage 1 US$1.0 million expenditure 51%
- Stage 2 US$1.0 million expenditure 81% (cumulative)
- Stage 3 US$1.0 million expenditure 90% (cumulative)

The Company is required to give notice to Jubilee each time it has expended US$1.0 million under the Farm-in Agreement. Jubilee has 30 days from the date of notice to inform the Company whether it wishes to take the unearned interest available to it through jointly funding all future work programmes. If Jubilee does not elect to take the unearned interest, the Company has automatic rights to move the next stage and earn additional interest in the commodities. Under the Farm-in Agreement the Company will have sole and exclusive rights to explore the Ambodilafa tenements in each stage.

Where the Company has earned a 90% interest in the commodities and Jubilee does not elect to take up the unearned interest, the Company has a right to buy-out the unearned interest for $1.5 million through either shares or cash or a royalty or a combination of these methods.

As at balance date, 31 December 2024 the Company had earned an 90% equity interest in the Ambodilafa tenements. The Company has advised Jubilee that it would elect to buy-out the residual interest by way of a royalty; however, as at the date of this report the Company and Jubilee have not formalised this arrangement.

Bekisopa tenements

On 16 June 2014, the Company acquired Iron Ore Corporation of Madagascar sarl pursuant to a Share Sale and Purchase Agreement and the simultaneous execution of a Shareholders Agreement with Cline Mining Corporation. Under the terms and conditions of the Share Sale and Purchase Agreement, the Company paid Cline US$25,000 on execution of the above-mentioned agreement and agreed to pay, on 17 June 2014, a further US$175,000. In addition, the Company agreed to pay outstanding annual administration fee (*frais d'administration annuel*) to the Bureau of Cadastre Mines of Madagascar (*Bureau du Cadastre Minier de Madagascar or BCMM)* as well as settling outstanding liabilities in Madagascar.

On 27 October 2016, the Company renegotiated its obligations (principal excluding interest and penalties) due to Cline Mining Corporation for the Bekisopa DSO project. Under the revised terms the Company has move its outstanding obligations from June 2017 to June 2018 on the issue of US$50,000 in shares in the Company on its listing and an option to extend the outstanding obligation to December 2018 for a further US$25,000 in shares.

On 13 December 2019, the Company extinguished its obligation to Cline under the Share Sale and Purchase Agreement with the payment of A$253,478. Further, on 25 July 2020 the Company agreed with Cline to acquire its remaining 25% equity interest in IOCM as well as convert its rights to fully paid ordinary shares under the Deeds of Variation at a price of 2.5 cents per fully paid ordinary shares.

Universal Exploration Madagascar sarl

On 23 June 2011, Universal Exploration Madagascar sarl (UEM) acquired two Reserved Licences for Small Mining Developers (*du Permis Reserve Aux Petits Exploitants ou Permis*) prospective for magnetite (the Tratramarina West tenements) by paying US$200,000 and agreeing to pay, on the election of UEM, US$250,000 (First Option) and US$350,000 (Second Option) in 2012 and 2013, respectively, if UEM sarl elects to continue to explore and expend monies on the permits. In addition, if Universal Exploration Madagascar sarl undertakes a Mine Development that incorporates magnetite ore sourced from the Tratramarina West tenements, a royalty of 0.35% will be paid on the net sales revenue generated on magnetite concentrate produced from the Tratramarina West prospects. The Tratramarina West tenements are adjacent to the Tratramarina East.

The parent entity exercised the First Option during the course of the financial year and exercised the Second Option on 26 February 2013.

Following the exercise of the Second Option, the outstanding obligation of UEM under the Mining Permit Sale Agreement is a royalty equal to 0.35% of net sales revenue.

Note 25 Events after balance date

On 20 January 2025, the Company issued 300,000 shares to General Manager – Development, Jason Whittle, in connection with the terms of his appointment.

On 22 January 2025, the Company announced that it had recently received confirmation that the Implementation Procedures for the revised Mining Code have been officially decreed and enacted by the Malagasy Government.

On 10 February 2025, the Company issued 8,180,000 shares at $0.10 raising $818,000.

On 24 February 2025, the Company issued 3,000,000 shares at $0.10 raising $300,000.

On 25 February 2025, the Company announced a 35% increase in Bekisopa Mineral Resource Estimate total iron ore tonnes and a 27% increase in Indicated Resource tonnes.

Note 26 Related party disclosure

Directors
The directors of the parent entity during the financial period were:
PG Bibby
GP Hunt (commenced 1 February 2024)
MH Stirzaker (resigned 1 February 2024)
MD Gill

For personal use only

For personal use only

Note 27 Cash flow statement reconciliation

	31 December	
	2024	2023
	$	$
Net loss after tax	**(2,200,221)**	(1,594,970)
Adjusted for:		
Depreciation	**-**	-
Exchange fluctuation	**2,313**	3,087
Provisions	**(23,806)**	24,004
Share-based payments	**552,626**	208,992
Changes in other current assets and current liabilities:		
Current assets		
Receivables	**(1,752)**	(5,123)
Other	**-**	-
Current liabilities		
Payables	**86,800**	(36,574)
	(1,584,040)	(1,400,584)

Note 28 Key management personnel

Details of key management personnel

Chief Executive officer and Managing Director
PG Bibby

Chief Financial Officer and Company Secretary
JM Madden (resigned 25 August 2023 as a director and resigned 19 February 2024 as Company Secretary)
SG Turner commenced as Chief Financial Officer and Company Secretary on 19 December 2023.

Non-executive directors
MH Stirzaker (resigned 1 February 2024)
GP Hunt (appointed as a non-executive director 1 February 2024)

Compensation of key management personnel

Compensation paid to key management personnel is as follows:

	31 December	
	2024	2023
	$	$
Short-term employee benefits	**619,366**	445,016
Post-employment benefits	**54,283**	37,664
Other benefits	**5,000**	-
Equity based payments	**352,036**	164,953
	1,030,685	647,633

There were no other transactions with Key Management Personnel or their related parties as 31 December 2024 and 2023.

For personal use only

Note 29 Parent entity

The following table sets out selective financial information relating to AKORA Resources Limited the parent entity of the Group:

	31 December	
	2024	2023
	$	$
Current assets	**672,461**	1,302,402
Financial assets	**6,349,637**	9,965,567
Total assets	**7,022,098**	11,267,969
Current liabilities	**360,326**	173,838
Non-current liabilities	**-**	-
Total liabilities	**360,326**	173,838
Net assets	**6,661,772**	11,094,131
Issued and paid-up capital	**35,714,424**	31,606,710
Reserves	**789,697**	44,039
Accumulated losses	**(29,842,349)**	(20,556,618)
Financial assets		
Shares in controlled entities	**1,046,118**	1,046,112
Loans to controlled entities	**5,303,519**	8,919,455
Carrying value	**6,349,637**	9,965,567
Financial performance		
Loss for year	**(2,195,404)**	(1,796,568)
Other comprehensive income/(loss)	**-**	-
Total comprehensive loss	**(2,195,404)**	(1,796,568)

Note 30 Auditor's remuneration

	31 December	
	2024	2023
	$	$
Amounts paid or due for payable to		
Hall Chadwick		
Audit or review of the financial report	**40,000**	40,000
Half-year review	**20,522**	20,557
	60,522	60,557

Note 31 Contingent liabilities

The Company has no contingent liabilities, other than that disclosed in Note 24.

Note 32 Company details

The registered office and principal place of business of the Company is:

12 Anderson Street West
Ballarat Victoria 3350

Website: www.akoravy.com

Consolidated entity disclosure statement as at 31 December 2024

		Body Corporates	Body Corporates	Tax residency	
Entity Name	**Entity Type**	**Place formed or incorporated**	**% of share capital held**	**Australian or foreign**	**Foreign Jurisdiction**
Akora Resources Limited	Body Corporate	Australia	-	Australia	N/A
Malagasy Holdings (Tratramarina) Pty Ltd	Body Corporate	Australia	100%	Australia	N/A
Universal Exploration Madagascar sarl	Body Corporate	Madagascar	100%	Foreign	Madagascar
Malagasy Holdings (Bekisopa) Pty Ltd	Body Corporate	Australia	100%	Australia	N/A
Iron Ore Corporation of Madagascar sarl	Body Corporate	Madagascar	100%	Foreign	Madagascar

Basis of preparation

This consolidated entity disclosure statement (CEDS) has been prepared in accordance with the Corporations Act 2001 and includes information for each entity that was part of the consolidated entity as at the end of the financial year in accordance with AASB 10 Consolidated Financial Statements.

Determination of tax residency
Section 295 (3A)(vi) of the Corporation Act 2001 defines tax residency as having the meaning in the Income Tax Assessment Act 1997. The determination of tax residency involves judgement as there are different interpretations that could be adopted, and which could give rise to a different conclusion on residency.

In determining tax residency, the consolidated entity has applied the following interpretations:

Australian tax residency
The consolidated entity has applied current legislation and judicial precedent, including having regard to the Tax Commissioner's public guidance in Tax Ruling TR 2018/5.

Foreign tax residency
Where necessary, the consolidated entity has used independent tax advisers in foreign jurisdictions to assist in its determination of tax residency to ensure applicable foreign tax legislation has been complied with (see section 295(3A)(vii) of the Corporations Act 2001).

Partnerships and Trusts
None of the entities noted above were trustees of trusts within the consolidated entity, partners in a partnership within the consolidated entity or participants in a joint venture within the consolidated entity.

For personal use only

In accordance with a resolution of the board of directors of AKORA Resources Limited, I state that:

In the opinion of the board of directors:

(a) financial statements, the accompanying notes to the financial statements and the additional disclosures set out in the Directors' Report are in accordance with the *Corporations Act 2001*, including:

  (i) giving a true and fair view of the Company's financial position as at 31 December 2024 and of their performance for the period ended on that date; and

  (ii) complying with Australian Accounting Standards (including Australian Accounting Interpretations) and *Corporations Regulations 2001*;

(b) the financial statements and notes also comply with International Financial Reporting Standards as issued by the International Accounting Standard Board, as disclosed in Note 2(a);

(c) there are reasonable grounds to believe that the Company will be able to pay its debts as and when they become due and payable; and

(d) the consolidated entity disclosure statement is true and correct.

Signed on behalf of the Board of Directors.



GP Hunt
Chairman
Dated this 28th day of March 2025

For personal use only

For personal use only

INDEPENDENT AUDITOR'S REPORT
TO THE MEMBERS OF AKORA RESOURCES LIMITED

Report on the Audit of the Financial Report

Opinion

We have audited the financial report of Akora Resources Limited ("the Company") and its subsidiaries ("the Consolidated Entity"), which comprises the consolidated statement of financial position as at 31 December 2024, the consolidated statement of profit or loss and other comprehensive income, the consolidated statement of changes in equity and the consolidated statement of cash flows for the year then ended, and notes to the financial statements, including material accounting policy information, the consolidated entity disclosure statement and the director's declaration.

In our opinion:

a. the accompanying financial report of the Consolidated Entity is in accordance with the *Corporations Act 2001*, including:

   (i) giving a true and fair view of the Consolidated Entity's financial position as at 31 December 2024 and of its financial performance for the year then ended; and

   (ii) complying with Australian Accounting Standards and the Corporations Regulations 2001.

Basis for Opinion

We conducted our audit in accordance with Australian Auditing Standards. Our responsibilities under those standards are further described in the *Auditor's Responsibilities for the Audit of the Financial Report* section of our report. We are independent of the Consolidated Entity in accordance with the auditor independence requirements of the *Corporations Act 2001* and the ethical requirements of the Accounting Professional and Ethical Standards Board's *APES 110 Code of Ethics for Professional Accountants (including Independence Standards)* (the Code) that are relevant to our audit of the financial report in Australia. We have also fulfilled our other ethical responsibilities in accordance with the Code.

We believe that the audit evidence we have obtained is sufficient and appropriate to provide a basis for our opinion.

Material Uncertainty Related to Going Concern

We draw attention to Note 2(a) in the financial report which indicates that the Consolidated Entity incurred a net loss of $2,200,221 during the year ended 31 December 2024. As stated in Note 2(a), these events or conditions, along with other matters as set forth in Note 2(a), indicate that a material uncertainty exists that may cast significant doubt on the Consolidated Entity's ability to continue as a going concern. Our opinion is not modified in this respect of this matter.

For personal use only

Key Audit Matters

Key audit matters are those matters that, in our professional judgement, were of most significance in our audit of the financial report of the current period. These matters were addressed in the context of our audit of the financial report as a whole, and in forming our opinion thereon, and we do not provide a separate opinion on these matters.

Key Audit Matter	How our audit addressed the Key Audit Matter
Exploration and Evaluation As at balance date the Consolidated Entity had an exploration balance of $13,219,184. Exploration and evaluation is a key audit matter due to: • The significance of the balance to the Consolidated Entity's financial position; • The level of judgement required in evaluating management's application of the requirements of AASB 6 *Exploration for and Evaluation of Mineral Resources ("AASB 6")*. AASB 6 is an industry specific accounting standard requiring the application of significant judgements, estimates and industry knowledge. This includes specific requirements for expenditure to be capitalised as an asset and subsequent requirements which must be complied with for capitalised expenditure to continue to be carried as an asset; and • The assessment of impairment of mineral exploration expenditure being inherently difficult	Our procedures included, amongst others: • Assessing management's determination of its areas of interest for consistency with the definition in AASB 6. This involved analysing the tenements in which the consolidated entity holds an interest and the exploration programmes planned for those tenements. • For each area of interest, we assessed the Consolidated Entity's rights to tenure by corroborating to government registries and evaluating agreements in place with other parties as applicable; • We tested the exploration and evaluation expenditure incurred during the year by evaluating a sample of recorded expenditure for consistency to underlying records, the capitalisation requirements of the Consolidated Entity's accounting policy and the requirements of AASB 6; • We considered the activities in each area of interest to date and assessed the planned future activities for each area of interest by evaluating budgets. • We assessed each area of interest for one or more of the following circumstances that may indicate impairment of the capitalised expenditure:

For personal use only

Key Audit Matter	How our audit addressed the Key Audit Matter
	○ the licenses for the right to explore expiring in the near future or are not expected to be renewed; ○ substantive expenditure for further exploration in the specific area is neither budgeted or planned ○ decision or intent by the Consolidated Entity to discontinue activities in the specific area of interest due to lack of commercially viable quantities of resources; and ○ data indicating that, although a development in the specific area is likely to proceed, the carrying amount of the exploration asset is unlikely to be recovered in full from successful development or sale. • We assessed the appropriateness of the related disclosures in Note 13 to the financial statements.

Other Information

The directors are responsible for the other information. The other information comprises the information included in the Consolidated Entity's annual report for the year ended 31 December 2024, but does not include the financial report and our auditor's report thereon.

Our opinion on the financial report does not cover the other information and accordingly we do not express any form of assurance conclusion thereon, with the exception of the remuneration report and our related assurance opinion.

In connection with our audit of the financial report, our responsibility is to read the other information and, in doing so, consider whether the other information is materially inconsistent with the financial report or our knowledge obtained in the audit or otherwise appears to be materially misstated.

If, based on the work we have performed, we conclude that there is a material misstatement of this other information, we are required to report that fact. We have nothing to report in this regard.

For personal use only

Responsibilities of the Directors for the Financial Report

The directors of the Company are responsible for the preparation of the financial report that gives a true and fair view in accordance with Australian Accounting Standards and the *Corporations Act 2001* and for such internal control as the directors determine is necessary to enable the preparation of the financial report that gives a true and fair view and is free from material misstatement, whether due to fraud or error, and the consolidated entity disclosure statement that is true and correct and is free of misstatement, whether due to fraud or error.

In preparing the financial report, the directors are responsible for assessing the Consolidated Entity's ability to continue as a going concern, disclosing, as applicable, matters related to going concern and using the going concern basis of accounting unless the directors either intend to liquidate the Consolidated Entity or to cease operations, or has no realistic alternative but to do so.

Auditor's Responsibilities for the Audit of the Financial Report

Our objectives are to obtain reasonable assurance about whether the financial report as a whole is free from material misstatement, whether due to fraud or error, and to issue an auditor's report that includes our opinion. Reasonable assurance is a high level of assurance, but is not a guarantee that an audit conducted in accordance with the Australian Auditing Standards will always detect a material misstatement when it exists. Misstatements can arise from fraud or error and are considered material if, individually or in the aggregate, they could reasonably be expected to influence the economic decisions of users taken on the basis of this financial report.

As part of an audit in accordance with the Australian Auditing Standards, we exercise professional judgement and maintain professional scepticism throughout the audit. We also:

- Identify and assess the risks of material misstatement of the financial report, whether due to fraud or error, design and perform audit procedures responsive to those risks, and obtain audit evidence that is sufficient and appropriate to provide a basis for our opinion. The risk of not detecting a material misstatement resulting from fraud is higher than for one resulting from error, as fraud may involve collusion, forgery, intentional omissions, misrepresentations, or the override of internal control.
- Obtain an understanding of internal control relevant to the audit in order to design audit procedures that are appropriate in the circumstances, but not for the purpose of expressing an opinion on the effectiveness of the Consolidated Entity's internal control.
- Evaluate the appropriateness of accounting policies used and the reasonableness of accounting estimates and related disclosures made by the directors.
- Conclude on the appropriateness of the directors' use of the going concern basis of accounting and, based on the audit evidence obtained, whether a material uncertainty exists related to events or conditions that may cast significant doubt on the Consolidated Entity's ability to continue as a going concern. If we conclude that a material uncertainty exists, we are required to draw attention in our auditor's report to the related disclosures in the financial report or, if such disclosures are inadequate, to modify our opinion. Our conclusions are based on the audit evidence obtained up to the date of our auditor's report. However, future events or conditions may cause the Consolidated Entity to cease to continue as a going concern.

For personal use only

- Evaluate the overall presentation, structure and content of the financial report, including the disclosures, and whether the financial report represents the underlying transactions and events in a manner that achieves fair presentation.
- Obtain sufficient appropriate audit evidence regarding the financial information of the entities or business activities within the Consolidated Entity to express an opinion on the financial report. We are responsible for the direction, supervision and performance of the Consolidated Entity audit. We remain solely responsible for our audit opinion.

We communicate with the directors regarding, among other matters, the planned scope and timing of the audit and significant audit findings, including any significant deficiencies in internal control that we identify during our audit.

We also provide the directors with a statement that we have complied with relevant ethical requirements regarding independence, and to communicate with them all relationships and other matters that may reasonably be thought to bear on our independence, and where applicable, related safeguards.

From the matters communicated with the directors, we determine those matters that were of most significance in the audit of the financial report of the current period and are therefore the key audit matters. We describe these matters in our auditor's report unless law or regulation precludes public disclosure about the matter or when, in extremely rare circumstances, we determine that a matter should not be communicated in our report because the adverse consequences of doing so would reasonably be expected to outweigh the public interest benefits of such communication.

Report on the Remuneration Report

Opinion on the Remuneration Report

We have audited the Remuneration Report included in the directors' report for the year ended 31 December 2024.

In our opinion, the Remuneration Report of Company, for the year ended 31 December 2024, complies with section 300A of the *Corporations Act 2001*.

Responsibilities

The directors of the Company are responsible for the preparation and presentation of the remuneration report in accordance with s 300A of the *Corporations Act 2001*. Our responsibility is to express an opinion on the remuneration report, based on our audit conducted in accordance with Australian Auditing Standards.

Hall Chadwick

HALL CHADWICK WA AUDIT PTY LTD

Mark Delaurentis

MARK DELAURENTIS CA
Director

Dated this 28th day of March 2025
Perth, Western Australia

For personal use only

Distribution of shareholders as at 27 February 2025

Range	No. of Holders	Units	% Units
1 - 1,000	32	6,836	0.01%
1,001 - 5,000	137	434,715	0.47%
5,001 - 10,000	90	704,991	0.74%
10,001 - 100,000	259	9,726,184	10.46%
100,001 Over	145	125,710,035	88.32%
Rounding			
Total	**663**	**136,582,761**	**100.00%**

Unmarketable parcels

	Minimum Parcel	Holders	Units
Minimum $ 500.00 parcel at $ 0.15 per unit	3,333	118	209,164

Voting rights
The voting rights attached to each class of equity security are as follows:

Ordinary shares Each ordinary share is entitled to one vote when a poll is called, otherwise each member present at the meeting or by proxy has one vote on a show of hands.

Substantial Shareholders
There were two substantial Shareholders as at 27 February 2025

Name	Number of Shares	% of Quoted Shares
Futureworld Management Pty Ltd	25,817,328	18.90%
Mr Nicholas John Axam	7,915,190	5.80%

Company Secretary
The name of the Company Secretary is Shane Turner.

Principal registered office
As disclosed in Note 32 Company Details of the Annual Report.

Registers of securities are held at the following address:
Link Market Services
Tower 4,
727 Collins Street
Melbourne Victoria Australia 6000

Telephone 1300 554 474

Top Twenty Shareholders
As At 27 February 2025

Rank	Name	Number	%
1	FUTUREWORLD MANAGEMENT PTY LTD <FUTUREWORLD INVESTMENT A/C>	25,817,328	18.90
2	MR NICHOLAS JOHN AXAM	7,915,190	5.80
3	MR WAYNE ANTHONY HOSE	6,819,635	4.99
4	CITICORP NOMINEES PTY LIMITED	5,240,352	3.84
5	BNP PARIBAS NOMS PTY LTD	4,432,610	3.25
6	MR ALEX JORDAN <THE JORDAN A/C>	4,000,000	2.93
7	MR DAVID YONAN	3,186,972	2.33
8	JOHN CHARLES TUMAZOS	2,777,486	2.03
9	TRAVIS ANDERSON	2,511,486	1.84
10	H & C WELLBEING PTY LTD <H & C PROPERTY A/C>	2,455,613	1.80
11	P & J BIBBY PENSION FUND PTY LTD <P& J BIBBY PENSION FUND A/C>	2,172,573	1.59
12	ALAFACI NOMINEES PTY LTD <ALAFACI SUPER FUND A/C>	2,100,000	1.54
13	EVANACHAN LIMITED	1,811,628	1.33
14	MR MICHAEL CHARLES FRANCIS & MRS MARY ANNE FRANCIS <FRANCIS FAMILY S/F A/C>	1,801,875	1.32
15	MRS JULIE CATHERINE BIBBY & MR CHRISTOPHER IAN BIBBY <CHRIS BIBBY FAMILY S/F A/C>	1,700,000	1.24
16	MR GLEN MICHAEL WINNEY & MRS SHARYN KATRINA WINNEY <G & S WINNEY SF A/C>	1,700,000	1.24
17	MR GLEN MICHAEL WINNEY & MRS SHARYN KATRINA WINNEY <WINNEY FAMILY A/C>	1,500,000	1.10
18	MRS SONIA SHARMA	1,348,569	0.99
19	GJ & CJ ROBINSOM NOMIEES PTY LIMITED <GREG ROBINSON RET FUND A/C>	1,269,231	0.93
20	MR SIMON RUSSELL FRANCIS	1,222,019	0.95
	Top 20 Shareholders	**81,782,936**	**59.88**
	Remaining shareholders	**54,799,825**	**40.12**
	Total shares	**136,582,761**	**100.00**

For personal use only

Tenement Holding in Madagascar

Tenement Number	Name	Grant date	Administration Fees Paid	Blocks	Holder	Equity
10430	Bekisopa PR	4/03/2004	**31/12/2023**	64	Iron Ore Corporation Madagascar sarl	100%
27211	Bekisopa PR	16/10/2007	**31/12/2023**	128	Iron Ore Corporation Madagascar sarl	100%
35827	Bekisopa PR	23/01/2007	**31/12/2023**	32	Iron Ore Corporation Madagascar sarl	100%
3757	Bekisopa PRE	26/03/2001	**31/12/2023**	16	Randriamananjara (Acquired under Sale & Purchase Agreement)	100%
6595	Samelahy PR	20/05/2003	**31/12/2023**	190	Mineral Resources Madagascar sarl	100%
13011	Samelahy PR	15/10/2004	**31/12/2023**	207	Mineral Resources Madagascar sarl	100%
21910	Samelahy PR	23/09/2005	**31/12/2023**	60	Mineral Resources Madagascar sarl	100%
16635	Tratramarina East PR	23/09/2005	**31/12/2023**	144	Universal Exploration Madagascar sarl	100%
16637	Tratramarina East PR	23/09/2005	**31/12/2023**	48	Universal Exploration Madagascar sarl	100%
17245	Tratramarina East PR	10/11/2005	**31/12/2023**	160	Universal Exploration Madagascar sarl	100%
18379	Tratramarina West PRE	11/01/2006	**31/12/2023**	16	Rakotoarisoa (Acquired under Sale & Purchase Agreement)	100%
18891	Tratramarina West PRE	18/11/2005	**31/12/2022**	48	Rakotoarisoa (Acquired under Sale & Purchase Agreement)	100%

For personal use only

Notes

1. *PR means Permis du Recherche*

2. *PRE means Permis Reserve aux Petits Exploitants*

3. *The Company has paid the Bureau du Cadastre de Minier Madagascar all fraise d'administration annuel (annual administration fees) up to and include 2023 from the date of original grant Malagasy administrative law provides that where a private party has complied with its obligations in good faith and the State (BCMM and Ministere du Miner) has not completed their administrative responsibilities, the private party may rely on its existing rights and there is an assumption that these will continue to subsist in the absence of justified refusal.*

For personal use only

For personal use only