ARTEMIS RESOURCES

121 LONDON 2025

Delivering growth through targeted exploration

Progressing two Western Australian projects: Carlow–Titan (Au-Cu) and Cassowary (Cu-Au)

ASX:ARV | AIM:ARV
artemisresources.com.au

Disclaimer

Cautionary and Forward-Looking

This presentation (the "Presentation") has been prepared by Artemis Resources Limited ("ARV" or the "Company"). This Presentation contains general and background information about ARV's activities current as at the date of the Presentation, and (i) does not purport to be completed; and (ii) should not be considered to be comprehensive or to comprise all the information that an investor should consider when making an investment decision. The information is provided in summary form, has not been independently verified, and should not be considered to be comprehensive or complete. The Company is not responsible for providing updated information and assumes no responsibility to do so. The contents of this Presentation have not been reviewed, authorised or otherwise approved by the UK Financial Conduct Authority ("FCA"), the Australian Securities and Investments Commission ("ASIC"), the Australian Securities Exchange ("ASX") or any other regulatory body. Reliance on this Presentation for the purpose of engaging in any investment activity may expose an individual to a significant risk of losing all of the property or other assets invested. If you are in doubt about the content of this Presentation and/or any action you should take, you are strongly recommended to seek your own independent financial advice immediately from your stockbroker, lawyer, accountant or other independent financial adviser authorised by the FCA, ASIC or the ASX (as applicable).

This Presentation contains both historical facts, interpretations and statements relating to the Company's current exploration projects, drill targets, plans, estimates, objectives, and strategies which are forward-looking statements. Such forward-looking statements involve known and unknown risks, uncertainties and other important factors beyond the Company's control that could cause the actual results, performance, or achievements of the Company to be materially different from future results, performance or achievements expressed or implied by such forward-looking statements. Accordingly, any reliance you place on such forward-looking statements will be at your sole risk and the Company expressly disclaims any obligation or undertaking to disseminate any updates or revisions to any forward-looking statements contained in this Presentation to reflect any changes in its expectations with regard thereto or any change in events, conditions or circumstances on which any statement is based. The information contained in this Presentation is subject to change without notice. No representation or warranty, express or implied, is given as to the accuracy, completeness or fairness of the information or opinions contained in this Presentation and no liability is accepted by the Company or any of its directors, members, officers, employees, agents, or advisers for any such information or opinions. The Company's nominated adviser and broker in the United Kingdom, Zeus Capital Ltd, which is regulated by the Financial Conduct Authority, advise the Company and no one else (whether or not a recipient of these slides) in relation to the Company and will not be responsible to anyone, other than the Company, for providing the protections afforded to customers of the Brokers respectively nor for providing advice in relation to the Company. Zeus Capital Ltd has not authorised the contents of these slides or any of them. This Presentation is for distribution in or from the UK only to persons authorised or exempted within the meaning of those expressions under FSMA 2000 or any order made under it or to those persons to whom these slides may be lawfully distributed pursuant to the Financial Services and Markets Act 2000 (Financial Promotion) Order 2005 ("Financial Promotion Order") as amended, including Investment Professionals as defined in article 19(5) and high net worth entities as defined in article 49(2) of the Financial Promotion Order. Additionally, this Presentation is also for distribution in or from Australia only to persons to whom an offer of securities may be made without a disclosure document (as defined in the Australian Corporations Act 2001 (Cth) ("Corporations Act") on the basis that such persons are exempt from the disclosure requirements of Part 6D.2 in accordance with Section 708(8) or 708(11) of the Corporations Act. Persons who do not fall within any of these definitions should not rely on these slides nor take any action upon them. This Presentation and the information contained in it do not constitute a prospectus or disclosure document and does not form any part of an offer of, or invitation to apply for, securities. Neither this Presentation, nor any part of it, nor the fact of its use, should form the basis of, or be relied on in connection with, any contract or commitment or investment decision.

Competent Person Statement

The information in this report that relates to Exploration Results was prepared/compiled by Mr Julian Hanna who is a Competent Person and member of the Australasian Institute of Mining and Metallurgy (MAusIMM). Mr Hanna is a geologist with over 40 years' experience in exploration and mining and is Managing Director of Artemis Resources Ltd. Mr Hanna has sufficient experience that is relevant to the style of mineralisation and type of deposit under consideration and to the activity being undertaken to qualify as Competent Persons as defined in the 2012 Edition of the 'Australasian Code for Reporting of Exploration Results, Mineral Resources and Ore Reserves". Mr Hanna consents to the inclusion in this report of the matters based on the information in the form and context in which it appears.

The information in this report that relates to Mineral Resources complies with the 2012 Edition of the Australasian Code for Reporting of Exploration Results, Mineral Resources and Ore Reserves ("The JORC Code") and has been compiled and assessed under the supervision of Ms. Janice Graham MAusIMM (CPGeo) MAIG and Dr Simon Dominy FAusIMM(CPGeo) FAIG(RPGeo) FGS(CGeol). Ms. Graham is an employee of Snowden Optiro. Dr Dominy is a consultant to Artemis Resources Ltd. Ms. Graham and Dr Dominy have sufficient experience relevant to the styles of mineralisation and type of deposits under consideration and to the activity being undertaken to individually qualify as a Competent Person as defined in The JORC Code.

To the extent that this announcement contains references to prior exploration results and Mineral Resource Estimates for the Carlow Gold/Copper Project which have been cross referenced to previous market announcements made by the Company, unless explicitly stated, no new information is contained. The Company confirms that it is not aware of any new information or data that materially affects the information included in the relevant market announcements and, in the case of estimates of Mineral Resources, that all material assumptions and technical parameters underpinning the estimates in the relevant market announcements continue to apply and have not materially changed.

This presentation has been approved by the Board of Artemis Resources.

Outstanding Gold and Copper Opportunities

ARTEMIS RESOURCES

1 NORTH PILBARA GOLD PROVINCE
Carlow-Titan Au Cu Project

- Existing Resource at Carlow (inferred): **374koz Au + 64kt Cu + 8kt Co**[1].
- **New high-grade hits at Titan East**: Including **5m @ 13.1g/t Au** in previously unrecognised shear zone[2].
- **Growth:** drilling starting December to test extensions along strike and below Carlow resource; near-term studies underway.
- **Pipeline**: Three shallow satellite targets within 3km of Carlow; Titan follow-up drilling starting November.

2 MADURA MINERAL PROVINCE
Cassowary Cu Au Project

- **Large, interpreted iron oxide copper gold (IOCG) target** with Tier-1 scale potential in a craton-margin rift.
- **Cassowary Tenement granted**: **Access Agreement signed**[3].
- **First mover in a new frontier: Target intrusions 250–300m** below Eucla Basin cover; previous exploration nickel-focused (BHP).
- **Regional activity increasing:** WA1 and Teck – along same belt, supporting regional copper potential.
- **Planned drilling at Cassowary** commencement in **H1 2026.**

1. Refer to ASX announcement dated 13 Oct 2022: *High-Grade Gold Copper Cobalt Inferred Mineral Resource Lays Foundation for Greater Carlow.*
2. Refer to ASX announcement dated 29 Oct 2025: *5m @ 13.1g/T Gold Intersected Within 20m Mineralised Zone in First Drill Hole to Test New Target at Titan East.*
3. Refer to Artemis ASX announcements dated 18 August 2025 and 13 October 2025

NORTH PILBARA GOLD PROVINCE

1

Carlow-Titan Gold-Copper Project

A rapidly unfolding story with big potential

Carlow-Titan Gold-Copper Project sits at west end of 250km long gold belt (>13Moz Au discovered since 2020)

North Pilbara has it all

- ✓ Proximity to regional structures
- ✓ Major structural disruptions
- ✓ Multiple intrusions
- ✓ Favourable gold host rocks

Belt: 250km east-west structural belt with major disruptions (thrusts, shears, folds) and multiple intrusions.

East anchor: >13Moz Northern Star's Hemi and surrounding gold deposits[1] along 100km corridor at east end of the belt. Hemi discovered early 2020.

West anchor: ARV tenure spans a 20km corridor at the west end of the belt, hosting the **Carlow Au/Cu Mineral Resource**[2].

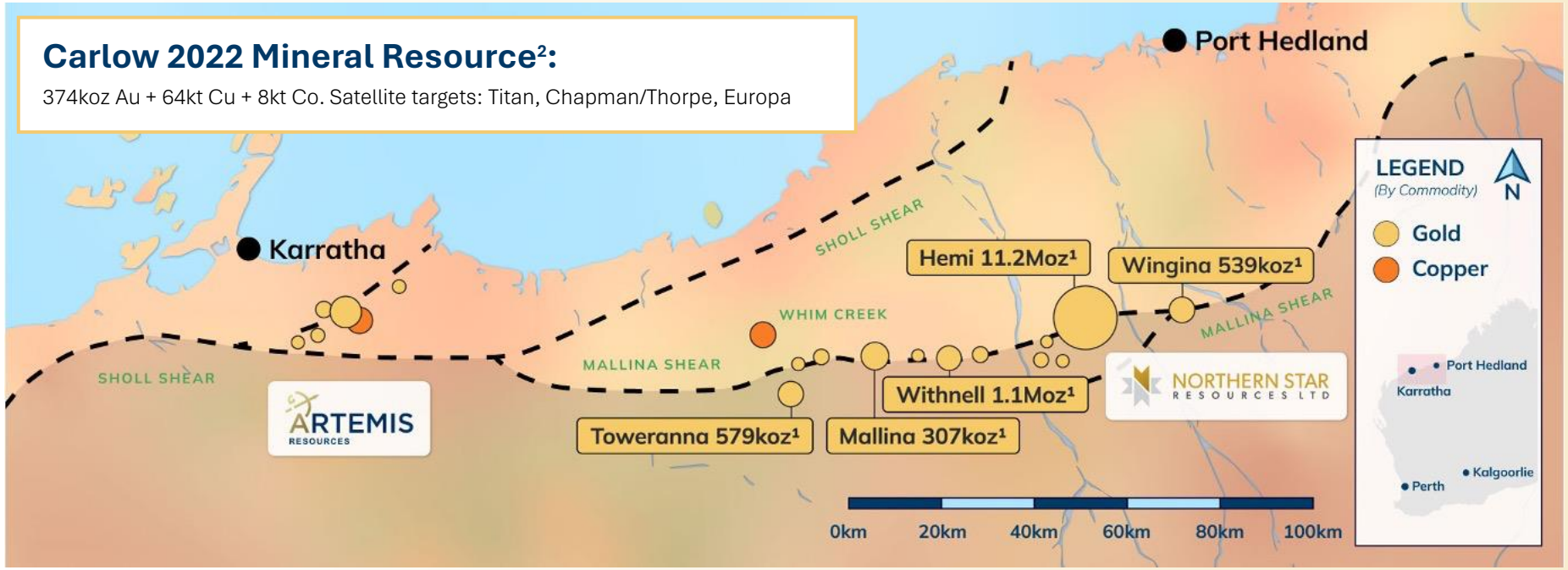

Carlow-Titan Gold-Copper Project is located in the northern Pilbara region of Western Australia. Exploration remains 20+ years behind the Yilgarn Craton.

[1] Refer DEG ASX Announcement "Hemi Gold Project Mineral Resource Estimate 2024" dated 14 November 2024.
[2] Refer ARV ASX announcement "New High-Grade Au-Cu-Co Resource at Greater Carlow" on 13 October 2022.
[3] Geology base map from GSWA Geoview (https://geoview.dmp.wa.gov.au/)

The Carlow-Titan Jewellery Box

Growth Plan

- **Optimisation**: Snowden Optiro running open-pit and underground studies using current market prices.
- **Extension Drilling:** Commencing December 2025 step-out and down-dip drilling of high-grade Au–Cu lodes.
- **Deepest hole**: Drilled below Carlow resource (hole 20CCAD003[3]) intersected **4m @ 11.1g/t Au and 2.0% Cu** at 525m below surface - no follow up drilling.
- **Near-mine satellite pipeline**: Three satellite gold targets within 3 km of Carlow - Titan, Europa, Chapman/Thorpe.
  - **Titan (first drilling 2025):** Initial holes successful; best **5m @ 13.1 g/t Au** in previously unrecognised shear zone[2].
  - Follow-up drilling at Titan East starts November.

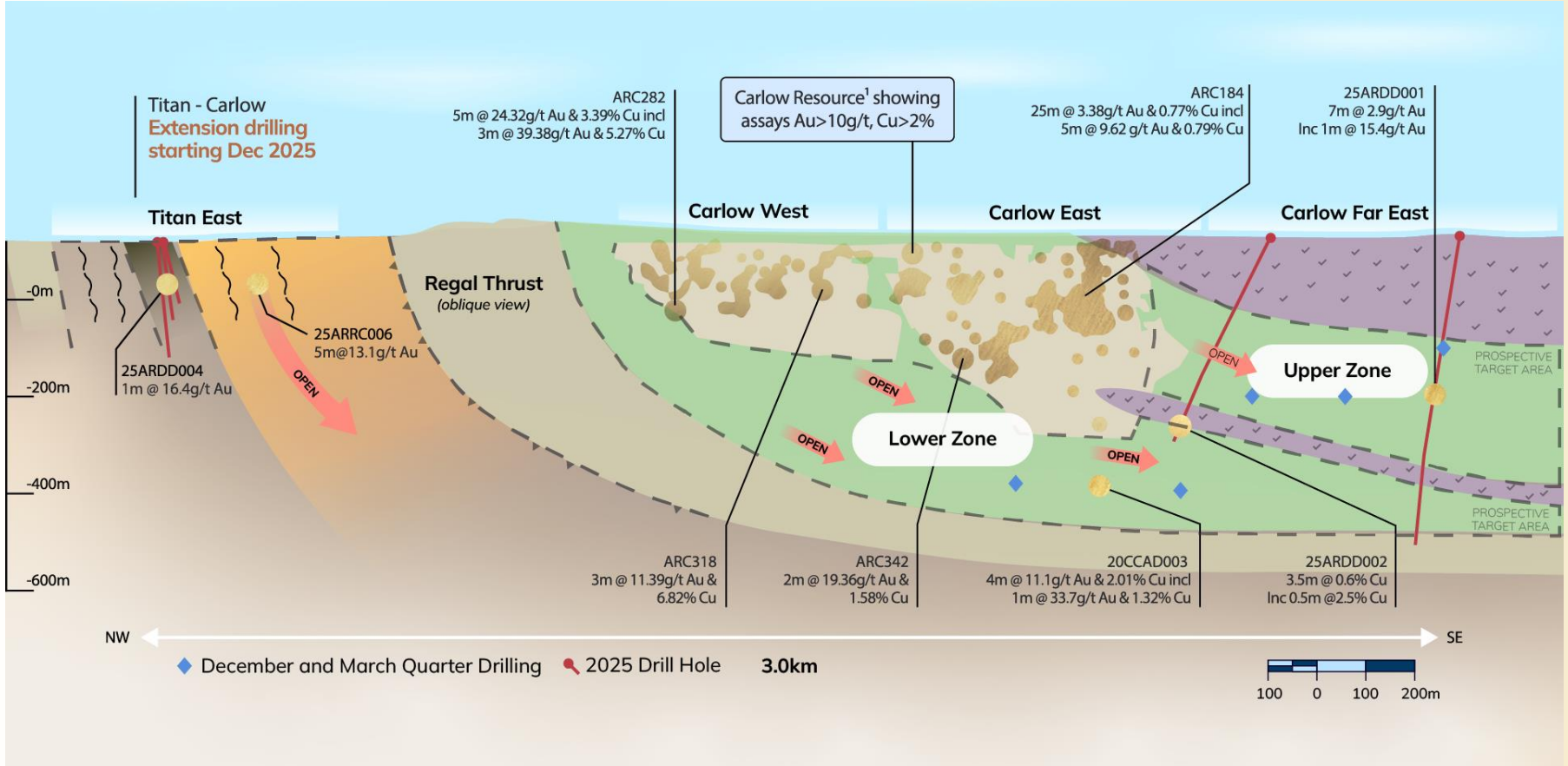

Carlow-Titan Gold-Copper Schematic Long Section: showing interpreted geology and selected drill hole intersections within and outside Carlow Inferred Resource Outline[1,4]

1. Refer to Artemis ASX announcements dated 13 October 2022 and 28 April 2025
2. For drill hole 25ARRC006 - Refer to Artemis ASX announcement dated 29 Oct 2025: 5m @ 13.1g/T Gold Intersected Within 20m Mineralised Zone in First Drill Hole to Test New Target at Titan East
3. For drill hole 20CCAD003 - Refer to Artemis ASX announcement dated 23 November 2020.
4. For drill holes 25ARDD001, 25ARDD002, 25ARDD004 - Refer to Artemis ASX announcement dated 28 April 2025

Titan East – A New Gold Target 1.5km from Carlow

- **Titan East** is a new, shear-hosted gold target 1.5km west of Carlow. Previously undrilled
- **First RC hole: intersected 5m @ 13.1g/t Au** in 25ARRC006 within **20m mineralised zone**[2].
- Assays pending on additional Titan drilling.

Next Steps:

- **RC drilling starts November** to determine orientation of gold bearing quartz veins and potential extensions along interpreted shear zone.
- Integrate drilling results from Titan East and G1 Target into Carlow strategy.

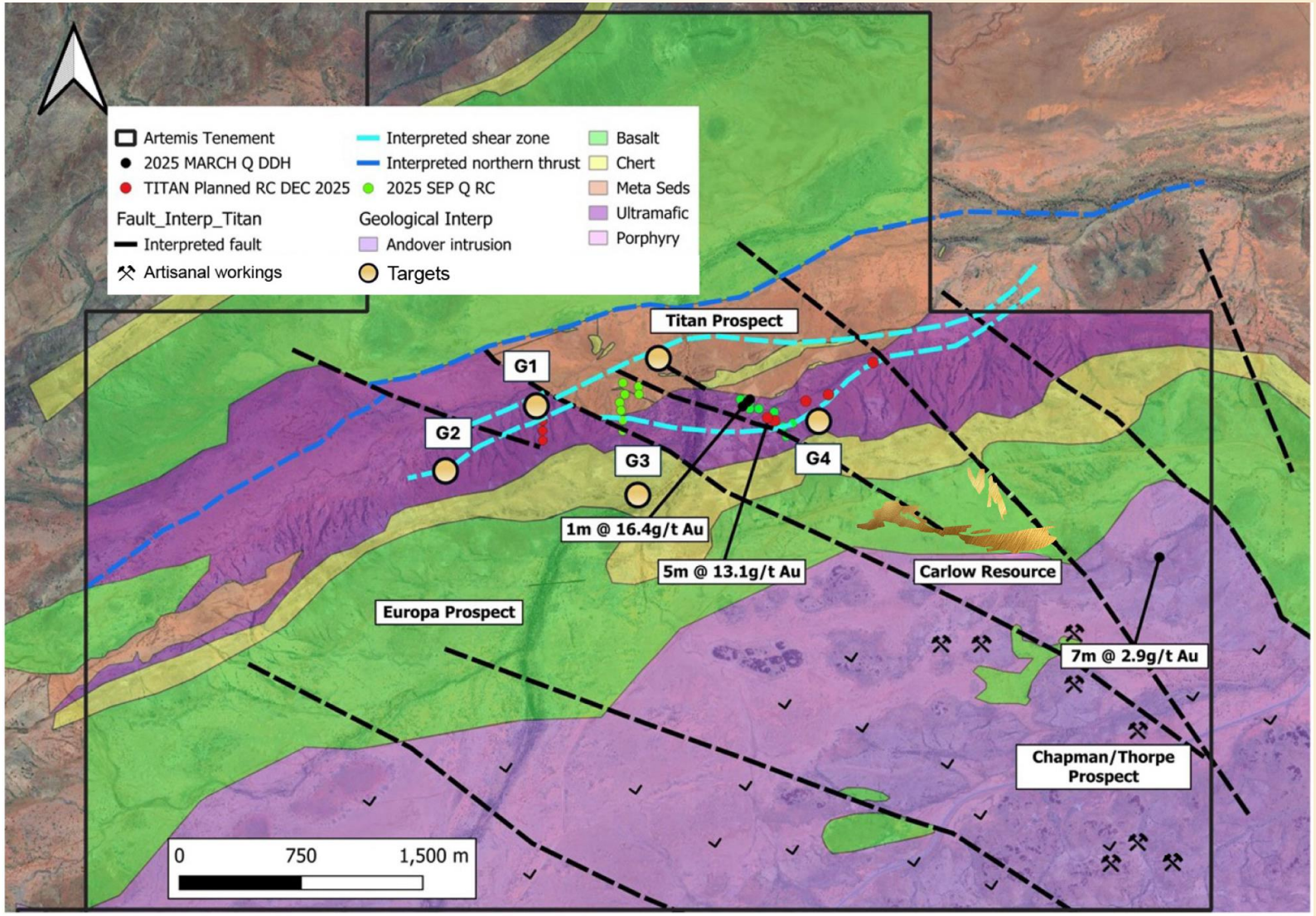

Geological and structural interpretation of Carlow tenement showing Carlow Inferred Resource[1] outline and Titan East drill holes

1. Refer to Artemis ASX announcements dated 13 October 2022 and Page 17 in Appendix of this presentation
2. Refer to ASX announcement dated 29 Oct 2025: *5m @ 13.1g/T Gold Intersected Within 20m Mineralised Zone in First Drill Hole to Test New Target at Titan East.*

Radio Hill Processing Plant Valuable Infrastructure Asset

100%-owned Ni–Cu concentrator with integrated gravity gold circuit (care & maintenance)

- Location: ~35 km south of Karratha with sealed-road access.
- Plant: Original Ni–Cu sulphide concentrator; historic nameplate ~425 ktpa; gravity gold circuit added in 2018.
- Status: Care & maintenance.
- Strategic fit: Near Artemis' Carlow–Titan; potential third-party/tolling options.

MADURA PROVINCE BELOW THE NULLARBOR

Cassowary Copper-Gold Project

Unique opportunity to explore a new frontier for copper.

Cassowary Copper Gold Project

Artemis is a first mover in a highly-prospective underexplored belt[1]

- **Untapped mineral prospective belt in WA:** Rare opportunity to test potential for large, IOCG Cu/Au intrusion related targets.
- **Blue-chip buried real estate:** Target intrusions interpreted below estimated 250-300m of Nullarbor sediment cover.
- Belt previously held by BHP and Rio (with nickel focus) – minimal previous drilling to test intrusions for copper/gold potential.
- Unique setting within interpreted rift zone along major crustal boundary.
- Artemis holds key granted tenement (346km^2) covering Cassowary Intrusion; access agreement executed.

[1] Geology base map and locations of mineral occurrences from GSWA Geoview (https://geoview.dmp.wa.gov.au/)

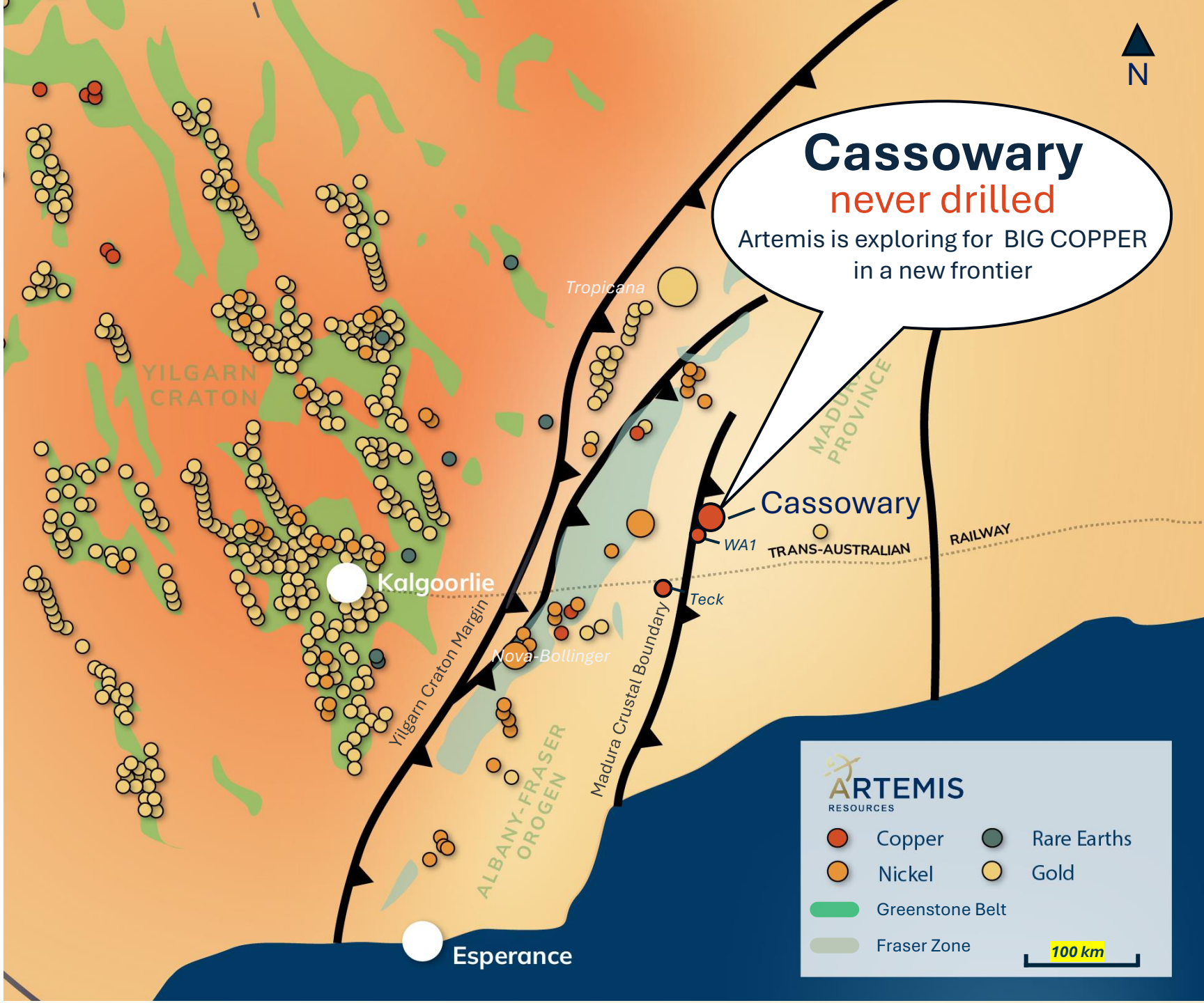

Discovery Potential

Target: large Cassowary magnetic anomaly remains undrilled

- Several interpreted intrusions within >30km wide interpreted **rift zone along major crustal boundary**.
- **Interpreted Cassowary Intrusion** is the largest magnetic anomaly in northern part of the rift zone. Undrilled.
- Cassowary interpreted to have **disrupted surrounding geology by >30 km** along cross cutting fault zone**.**
- **Four initial drill holes** planned to test Cassowary for IOCG and other intrusion related mineralisation in H1 CY26.
- Potential also exists at other undrilled magnetic intrusions along the rift zone within Artemis tenements.
- WA1 Resources Ltd tenement applications adjoin Artemis along central part of the interpreted rift zone.

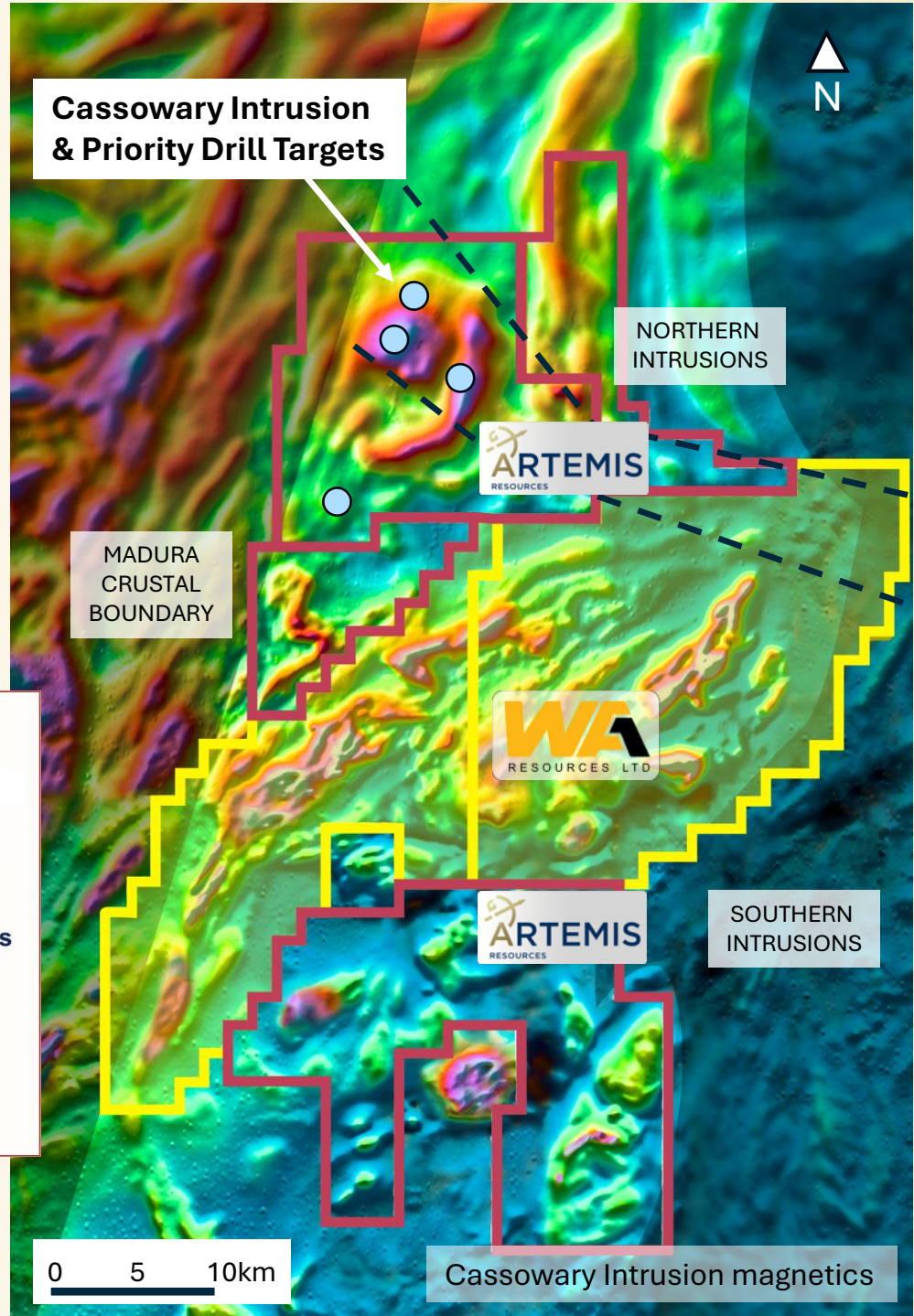

Buried and overlooked....until now

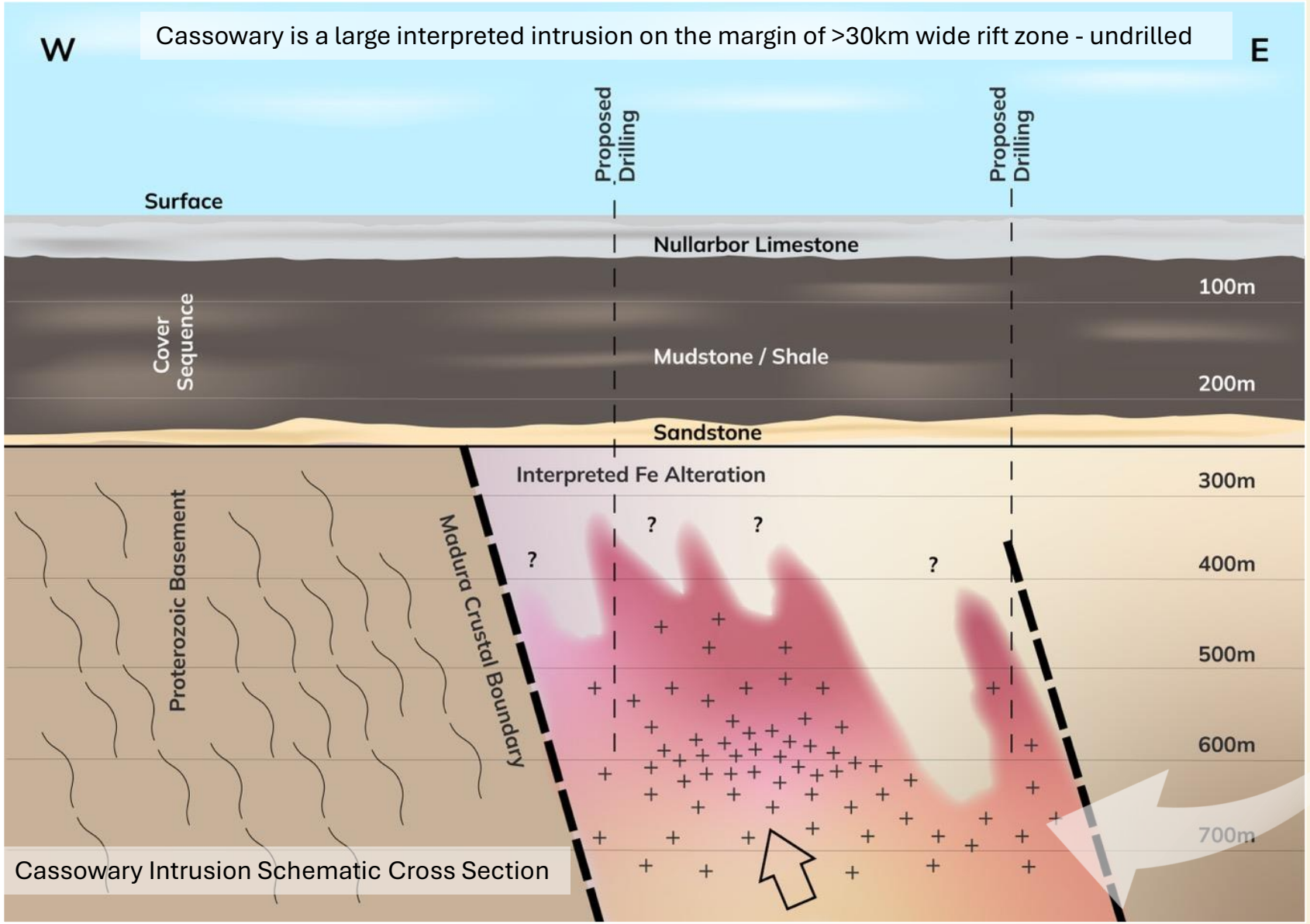

Cassowary Intrusion Schematic Cross Section

Madura Crustal Boundary previously explored for nickel...

but could the real prize be copper-gold buried under 250-300m of cover?



Selected global deposits >3Mt of contained copper[1]

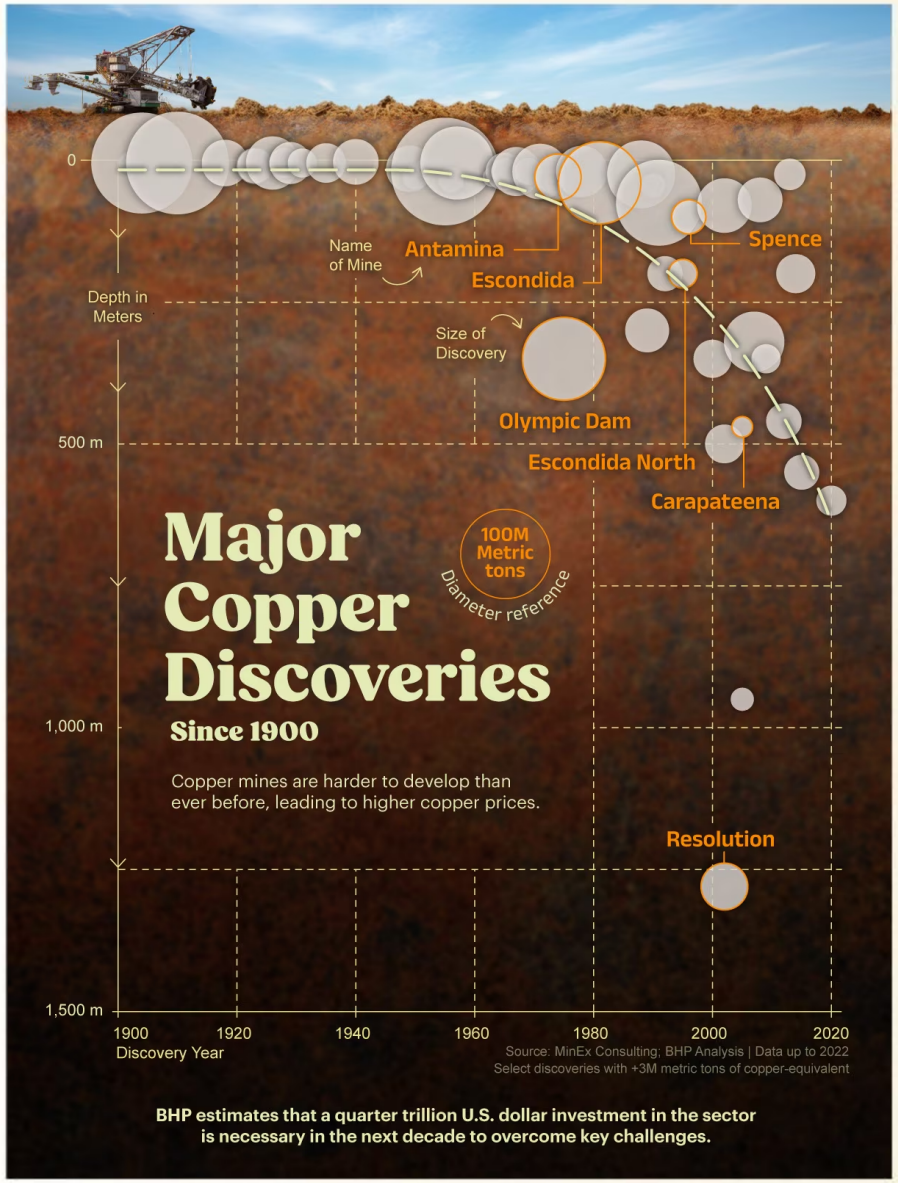

Artemis is exploring for BIG COPPER in a new frontier

Very few BIG COPPER discovery options globally

- Large companies moving to increase their exposure to copper[2,3]
- Industry consolidation decreasing copper investment options.
- Tier-1 IOCG precedents in Australia are owned by BHP (Olympic Dam and Carrapateena).

1. BHP: "Visualised: Major Copper Discoveries Since 1900" (9 Dec 2024).
2. Forbes: "The Mining Merger That Could Reshape The Copper Industry" (9 Oct 2025).
3. Reuters: "Anglo American, Teck Resources Announce Merger To Create Copper Giant" (9 Sep 2025).

Why Invest?

ARTEMIS RESOURCES

1 Near Term Growth at Carlow-Titan
STEPS OUT + SATELLITES WITHIN 3KM

2 High Impact Copper Frontier
CASSOWARY IOCG FIRST DRILLING H1 CY26

3 Lean Capital Needs
TO REACH NEXT VALUE CATALYSTS

4 Experienced WA Team
DISCIPLINED PORTFOLIO FOCUS

Catalysts

DECEMBER 2025
Carlow & Titan Drilling

Q1 2026
Carlow & Titan Assays

H1 (CY 2026)
Cassowary Drilling

H1 (CY 2026)
Cassowary Assays

SUBSCRIBE

Company Snapshot

Capital Structure[1]

Share Price A$0.01	**Shares On Issue** 3.77bn
Market Cap $37.7m	**Cash[2]** $4.54m

ARV Share Price (6 months)

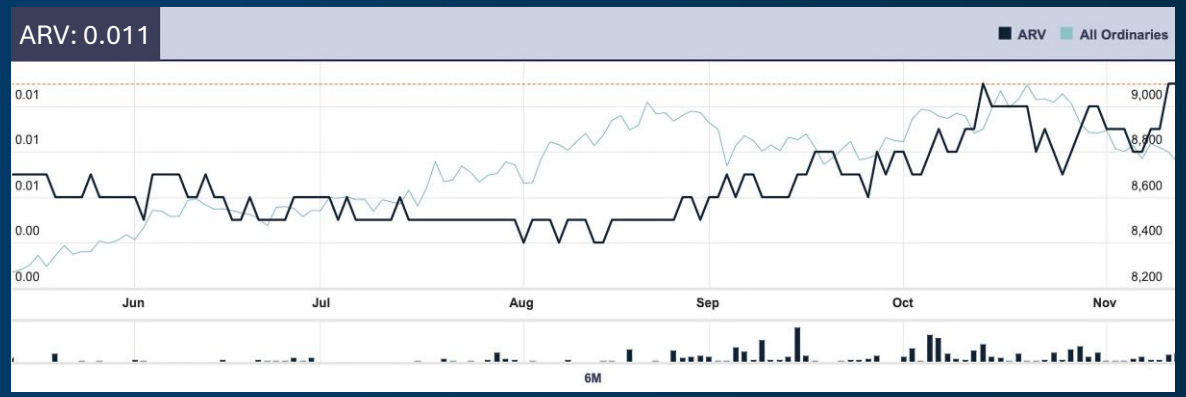

Board of Directors

Jozsef Patarica
Executive Director

30 years of operational and executive experience in the resources industry

Julian Hanna
Technical Director

40 years experience as a Geologist; MD Western Areas (12yrs) and MOD Resources (7yrs) Sandfire Resources

Bruce Garlick
Non-Executive Director

30 years of experience in mining, exploration, and engineering

Liz Henson
Non-Executive Director

International lawyer with over 35 years of global experience

Vivienne Powe
Non-Executive Director

Metallurgical engineer with over 30 years industry experience

[1] Snapshot as at 13 Nov 2025.
[2] Refer ARV ASX Announcement 'Quarterly Activities/Appendix 5B Cash Flow Report' dated 30 Sep 2025.

Appendix

Carlow Mineral Resource

Refer to Artemis ASX announcement - 13 October 2022

ARTEMIS RESOURCES

Greater Carlow Inferred Mineral Resource by weathering state[1,2,3]

Domain	Tonnes (Mt)	AuEq (g/t)	Au (g/t)	Cu (%)	Co (%)	Au (oz)	Cu (t)	Co (t)
Oxide	1.29	1.5	0.8	0.59	0.07	34,000	8,000	1,000
Transition	1.49	2.0	1.2	0.84	0.09	56,000	13,000	1,000
Fresh	5.96	2.8	1.5	0.73	0.10	285,000	44,000	6,000
Total	**8.74**	**2.5**	**1.3**	**0.73**	**0.09**	**374,000**	**64,000**	**8,000**

Greater Carlow Inferred Mineral Resource by area above a cut-off of 0.7g/t AuEq[1,3]

Domain	Tonnes (Mt)	AuEq (g/t)	Au (g/t)	Cu (%)	Co (%)	Au (oz)	Cu (t)	Co (t)
Main	6.33	2.4	1.3	0.70	0.08	271,000	44,300	5,100
Quod Est	0.19	3.2	1.5	0.85	0.24	9,000	1,600	450
Crosscut	0.73	2.2	0.7	0.99	0.09	16,000	7,300	650
Total	**7.25**	**2.4**	**1.3**	**0.73**	**0.09**	**296,000**	**53,200**	**6,200**

Greater Carlow Inferred Mineral Resource by area above a cut-off of 2.0g/t AuEq[2,3]

Domain	Tonnes (Mt)	AuEq (g/t)	Au (g/t)	Cu (%)	Co (%)	Au (oz)	Cu (t)	Co (t)
Main	1.09	3.1	1.9	0.57	0.11	66,000	6,250	1,200
Crosscut	0.39	3.1	1.0	1.14	0.14	12,500	5,560	550
Total	**1.49**	**3.1**	**1.6**	**0.72**	**0.12**	**78,500**	**10,700**	**1,750**

Gold Equivalent formula

The gold equivalent formula used in the calculation of an Au Eq grade uses the following parameters:
It is the Company's view that all elements contributing to the gold equivalent calculation have the potential to be extracted and sold.

Oxide	Au Eq. equation = Au (g/t) + Cu(%) x 0.86 + Co(%) x 2.31
Transitional	Au Eq equation = Au (g/t) + Cu(%) x 0.81 + Co(%) x 2.17
Fresh	Au Eq equation = Au (g/t) + Cu(%) x 1.31 + Co(%) x 3.96

Significant inputs to the Mineral Resource

Parameter	Input value
Overall slope angles	Oxide 40°, Transition 45°, Fresh 50°
Processing cost	A$50/t
Gold recoveries	Oxide 96%, Transitional 93.5%, Fresh 93%
Copper recoveries	Oxide 61%, Transitional 56%, Fresh 90.5%
Cobalt recoveries	Oxide 47%, Transitional 43%, Fresh 78%
Mining costs	A$2.70/t + 0.5c/t per m below 30mRL, thereafter add Transitional A$0.25/t and Fresh A$0.50/t. OP strip ratio 12:1
NSRs (incl. payability, royalty and treatment and refining costs)	Gold: 94%, Copper 84%, Cobalt 41%
Gold price	A$2,600/oz
Copper price	A$12,699/t
Cobalt price	A$90,478/t
Au royalty (in dore)	2.5%
Au royalty (in concentrate)	5%
Cu royalty	5%
Co royalty	5%

Metallurgical recoveries shown above are assumed based on available metallurgical test work as reflected in the input values provided in this table and detailed in pages 11 and 12, including Table 5, of the Company's announcement dated 13 October 2022.

[1] Reported above a cut-off of 0.7g/t AuEq within an optimised pit shell (current as at 13 October 2022).
[2] Reported above a cut-off of 2.0g/t AuEq for underground using MSO shapes (current as at 13 October 2022).
[3] The Resource is classified as an Inferred Mineral Resource in accordance with the JORC Code, 2012. All tonnes are dry metric tonnes. Figures may not compute due to rounding.

References

Source Data Table for Carlow Resource and Slide 5

				Measured			Indicated			Inferred			Total			
Company	**Stock Code**	**Project**	**Stage of development**	**Mt**	**g/t Au**	**koz**	**Mt**	**g/t Au**	**koz**	**Mt**	**g/t Au**	**koz**	**Mt**	**g/t**	**koz**	**Source**
Artemis Resources Ltd.	ASX:ARV	Carlow Mineral Resource*	Resource Definition							8.74	1.3	374	**8.74**	**1.3**	**374**	13 October 2023: New High-Grade Au-Cu-Co Resource at Greater Carlow
De Grey (Now Northern Star)	ASX:DEG	Hemi	Acquired May 2025	12.7	1.4	588	148.5	1.3	6,261	102.7	1.3	4,326	**263.9**	**1.3**	**11,174**	14 November 2024: Hemi Gold Project Mineral Resource Estimate 2024
De Grey (Now Northern Star)	ASX:DEG	Withnell	Acquired May 2025	1.0	1.8	56	8.4	1.7	468	10.5	2.0	658	**19.7**	**1.9**	**1,185**	14 November 2024: Hemi Gold Project Mineral Resource Estimate 2024
De Grey (Now Northern Star)	ASX:DEG	Toweranna	Acquired May 2025				8.2	1.6	421	2.7	1.8	157	**10.8**	**1.7**	**579**	14 November 2024: Hemi Gold Project Mineral Resource Estimate 2024
De Grey (Now Northern Star)	ASX:DEG	Wingina	Acquired May 2025	3.1	1.7	173	2.6	1.5	122	6.2	1.2	244	**11.8**	**1.4**	**539**	14 November 2024: Hemi Gold Project Mineral Resource Estimate 2024
De Grey (Now Northern Star)	ASX:DEG	Mallina	Acquired May 2025				1.6	1.2	64	2.1	1.5	243	**6.8**	**1.4**	**307**	14 November 2024: Hemi Gold Project Mineral Resource Estimate 2024

[1] Reported above a cut-off of 0.7g/t AuEq within an optimised pit shell (current as at 13 October 2022).
[2] Reported above a cut-off of 2.0g/t AuEq for underground using MSO shapes (current as at 13 October 2022).
[3] The Resource is classified as an Inferred Mineral Resource in accordance with the JORC Code, 2012. All tonnes are dry metric tonnes. Figures may not compute due to rounding.

ARTEMIS RESOURCES

Thank you.

Contact Information

Jozsef Patarica
Executive Director
info@artemisresources.com.au
+61 8 6261 5463

ASX:ARV | AIM:ARV
artemisresources.com.au