ALARA RESOURCES

EXPLORATION › MINING › PRODUCTION ›

Annual Report 2024

For personal use only

Alara Resources Limited
ABN 27 122 892 719

For personal use only

Alara had an action packed 2024, with the company achieving new heights as a copper-gold concentrate producer and expanding its exploration footprint in the Middle East, targeting minerals beyond copper.

Forward-Looking Statements

This report contains "forward-looking statements" and "forward-looking information", including statements and forecasts which include without limitation, expectations regarding future performance, costs, production levels or rates, mineral reserves and resources, the financial position of Alara, industry growth and other trend projections. Often, but not always, forward-looking information can be identified by the use of words such as "plans", "expects", "is expected", "is expecting", "budget", "scheduled", "estimates", "forecasts", "intends", "anticipates", or "believes", or variations (including negative variations) of such words and phrases, or state that certain actions, events or results "may", "could", "would", "might", or "will" be taken, occur or be achieved. Such information is based on assumptions and judgements of management regarding future events and results.

The purpose of forward-looking information is to provide the audience with information about management's expectations and plans. Readers are cautioned that forward-looking information involves known and unknown risks, uncertainties and other factors which may cause the actual results, performance or achievements of Alara and/or its subsidiaries to be materially different from any future results, performance or achievements expressed or implied by the forward-looking information. Such factors include, among others, changes in market conditions, future prices of gold and silver, the actual results of current production, development and/or exploration activities, changes in project parameters as plans continue to be refined, variations in grade or recovery rates, plant and/or equipment failure and the possibility of cost overruns.

Forward-looking information and statements are based on the reasonable assumptions, estimates, analysis and opinions of management made in light of its experience and its perception of trends, current conditions and expected developments, as well as other factors that management believes to be relevant and reasonable in the circumstances at the date such statements are made, but which may prove to be incorrect. Alara believes that the assumptions and expectations reflected in such forward-looking statements and information are reasonable. Readers are cautioned that the foregoing list is not exhaustive of all factors and assumptions which may have been used. Alara does not undertake to update any forward-looking information or statements, except in accordance with applicable securities laws.

For personal use only

PRODUCTION

Commercial production commenced and the first copper-gold concentrate shipped.

REVENUE

$5.5m

The year marked the commencement of revenue generation which is expected to increase as plant achieves its full operational capability.

Contents

02 Letter to Shareholders
04 Projects Overview – Oman
24 Health, Safety and Environment Review
26 Board of Directors
28 Management Support Team
36 Directors' Report
49 Auditor's Independence Declaration
51 Financial Report
80 Consolidated Entity Disclosure Statement
81 Directors' Declaration
82 Independent Auditor's Report
86 JORC Code Information
87 Securities Information
88 Corporate Directory

Letter to Shareholders

Alara had an action packed 2024, with the company achieving new heights as a copper concentrate producer and expanding its exploration footprint in the Middle East, targeting minerals beyond copper.

The surge in global demand for copper, driven by a pivotal role in supporting green energy and sustainable products, sets the stage for a potential 75% surge in copper prices over the next two years. Analysts anticipate copper prices soaring up to US$15,000 a ton in 2025, surpassing the record peak of US$10,730 per ton scaled in March last year. Alara has positioned itself as a key player in this equation.

Evolving from an exploration-focused entity to a mining company and now a producer, Alara has undertaken a transformative rebrand this year to emphasise its commitment to sustainable metal production, particularly focusing on copper extraction, expanding its main operations in Oman.

For personal use only

2024 saw the completion of mechanical construction activities and various phases of commissioning of the Al Wash-hi Majaza copper concentrator plant in Oman. In March 2024, Al Hadeetha Resources LLC (AHRL), our flagship JV company in Oman, kick-started the production of copper-gold concentrate. Over the year, our strong technical team and ever supportive JV partners together overcame any teething issues and we are happy to report a constant improvement in both the quality and quantity of concentrate. As we write this letter, AHRL has sold a fifth parcel of copper-gold concentrate from Al Wash-hi to Trafigura marking a total of 5,000 WMT with high gold grades dispatched thus far. The year also marked the commencement of revenue generation for AHRL which is expected to increase as plant achieves it full operational capability.

Alara had another proud moment this year when impressed with the highest health, safety, environment and operational standards maintained by us, the Ministry of Energy and Minerals Oman chose AHRL and the Al Wash-hi Majaza project to be a pilot for standardisation of statutory reporting and monitoring regulations. Alara and its JV partners are looking forward to working with the government for betterment of the mining industry in Oman.

Furthering Alara's efforts to expand exploration activities, the Ministry of Energy and Minerals Oman granted Alara and its JV an additional 1,452km^2 of exploration ground titled "Block 22B" and invited the JV to negotiate and execute an Exploration and Mining Concession Agreement. Alara's capabilities leading it to secure this additional area for mineral exploration in Oman demonstrated the Government's faith and trust in the Company and its JV partners. This exciting achievement was the result of Alara's strong, decade-long commitment and unwavering effort in alignment with the Omani Government's vision for mining, by investing in and conducting state-of-the-art mineral exploration campaigns, discovering multiple instances of base metal mineralisation in the country and developing an operating copper mine.

The extended Block 22B concession area, which includes the existing Al Wash-hi Majaza copper-gold mine and an ancient mine and copper mineralisation intersected at Mullaq, has tremendous potential for further mineral discoveries adjacent to the Company's existing processing facility. The timing of the grant of this concession fits well into Alara's overall Oman copper development strategy.

For personal use only

Letter to Shareholders

In May 2024, Awtad Copper LLC, another JV of Alara in Oman succeeded in obtaining renewal of the Block 8 exploration license area after a long wait. The Awtad JV has now entered into partnership with a UK listed exploration company to commence exploration activities in Block 8 which encompasses a 497km^2 area in prospective North Batinah ophiolites. Previously, in 2011-12, Alara conducted exploration programs in this block identifying potential targets worthy of further prospecting. We are pleased to see the work in Block 8 will now be progressing unabated.

During the year, Alara Resources LLC, a mining and exploration service provider company of Alara in Oman, saw significant growth. While continuing contract mining for AHRL, Alara Resources' drilling division also executed several drilling contracts of various mining exploration companies in the country. Two diamond coring rigs owned by the company have completed several thousands of metres of drilling in chromite, limestone and marble projects. The mining industry in Oman, encouraged by the new exploration and mining policies of the Government, is witnessing a boom in the exploration sector. Alara has strategically positioned itself to benefit from this growth.

Daris Resources JV, which owns the Block 7 exploration license and has two mining license applications in the pipeline, continued to pursue the pending grant of mining licenses. We remain optimistic to see both mining licenses awarded to develop two more copper mines in Oman.

The path ahead for Alara in Oman will continue to remain challenging with very high expectations from all supportive local authorities, stakeholders and communities for the successful operation of a sustainable copper mine and increased production of copper-gold concentrate. We are determined to build upon the trust of our local stakeholders and better our approach to communities and stakeholders both locally and globally. In these exciting times, when the demand for copper is at all time high, we feel greatly privileged and committed in leading Alara and its JV companies in the Middle East.

Over this year, Alara's group of companies in Oman welcomed several new engineers, technicians, drillers and administrative professionals, taking its current manpower strength to 183 personnel with a healthy Omanisation ratio. The positive support from our Board and shareholders, the trust and confidence of all Alara's JV partners, the talent and commitment of our employees, and the quality of our assets excites us and makes us optimistic about our future in Oman.

We look forward to sharing key mine production and exploration updates and milestones with you throughout the coming year.

Atmavireshwar Sthapak
Managing Director

Stephen Gethin
Chairman

PROJECTS OVERVIEW OMAN

For personal use only

For personal use only

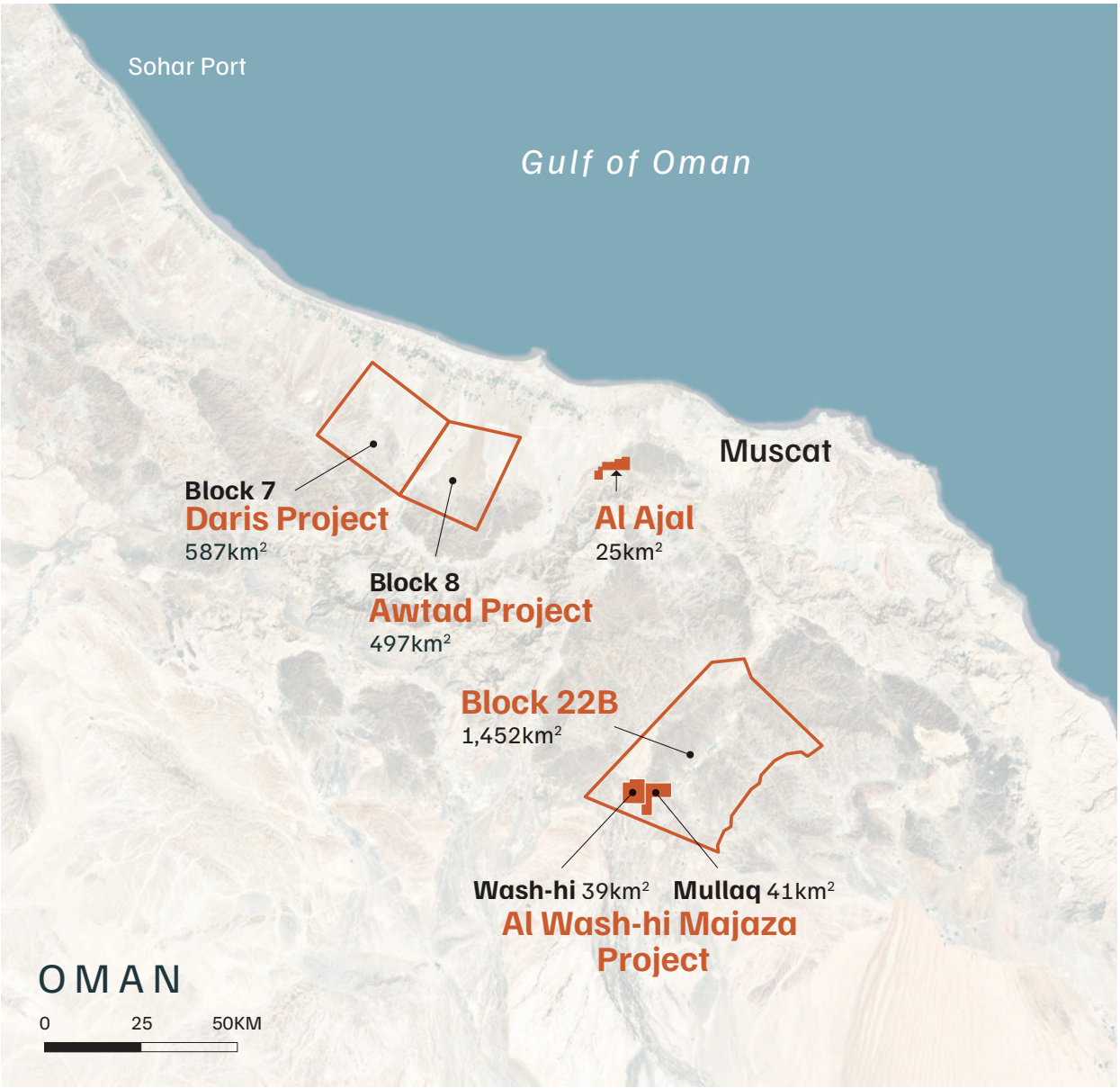

Alara through four different joint ventures in Oman has exploration access rights over 2,561km² under four exploration licenses and one mineral concession.

For personal use only

Projects Overview – Oman

Mineral Tenements

The current status of all mineral tenements and applications

Al Hadeetha LLC JV Projects

			Exploration Licences				Mining Licence within Exploration Licences		
Licence Name	Licence Owner	Alara Share	Area	Date of Grant	Renewal Applied for	Status	Area	Date of Application	Status
Washi-hi Majaza ML 10003075	Al Hadeetha Resources LLC	51%	39km²	Jan 2008	Nov 2016	Active	3km²	2013	Active. Included in 22B Concession
Mullaq	Al Hadeetha Resources LLC	51%	41km²	Oct 2009	Nov 2016	Active	1km²	Jan 2013	Included in 22B Concession
Al Ajal	Al Hadeetha Resources LLC	51%	25km²	Jan 2008	Nov 2016	Active	1.5km²	Jan 2013	Pending

Daris Resources JV Project

			Exploration Licences				Mining Licence within Exploration Licences		
Block/Licence Name	Licence Owner	Alara Share	Area	Date of Grant	Renewal Applied for	Status	Area	Date of Application	Status
Block 7	Al Tamman Trading and Est. LLC	50%	587km²	Nov 2009	May 2018	Pending	Daris East 2km²	Dec 2012	In process
							Daris 3A5 3km²	Dec 2012	In process

Awtad Copper LLC JV Project

			Exploration Licences				Mining Licence within Exploration Licences		
Block/Licence Name	Licence Owner	Alara Share	Area	Date of Grant	Renewal Applied for	Status	Area	Date of Application	Status
Block 8	Awtad Copper LLC	10%	597km²	Nov 2009	April 2024	Active	NA	NA	NA

For personal use only

Projects Overview

Al Wash-hi Majaza Copper-Gold Project

Oman

Al Wash-hi Majaza project is located 160km south east of Muscat. The project comprises an open pit mine and 1MTPA copper concentrator plant with accommodation village.

Al Hadeetha Resources LLC (AHRL)

- 51%: Alara Resources
- 30%: Al Hadeetha Investments LLC
- 19%: Al Tasnim Infrastructure Services LLC



Full reports of the resources referred to in the legend prepared in accordance with the JORC Code, 2012 Edition are contained in the Company's ASX announcements dated 15 December 2016 and 19 September 2016, which are summarised in more detail on page 13. Please also see further the statement regarding the Company's mineral resources and ore reserves on page 86.

Safety and Sustainability at Al Wash-hi Majaza

A view of crusher and ore stockpile area

For personal use only

Safety Performance: The Health, Safety, and Environment (HSE) performance for the period from Sept 2023 to Sept 2024 has demonstrated a strong commitment to maintaining a safe and environmentally responsible workplace. Notably, there were zero loss time injuries reported, which shows our dedication to safety and effective risk management. This report provides an overview of key metrics and activities that reflect our ongoing efforts to enhance HSE standards.

Health Initiatives: A significant highlight this year was the Annual Medical Health Camp, conducted over two days. This initiative included: Comprehensive health assessments for employees, focusing on key parameters such as liver and kidney function, blood sample tests and blood sugar test to monitor overall health and detect any potential issues early. These efforts demonstrate our successful assessments and proactive interventions.

Environmental Stewardship: We undertook several key environmental initiatives this year:

- **Tree Plantation**: We planted trees across the plant and mine areas, enhancing biodiversity and promoting a healthier ecosystem.
- **Sprinkling System**: An effective sprinkling system was introduced to reduce dust emissions, improving air quality for employees and surrounding communities.
- **Tailing Management**: We implemented enhanced tailing management practices to minimize environmental impact and ensure safe disposal.

HSE Integration of Operations

Our mining and plant operations are closely integrated, ensuring efficient material flow from extraction to processing. This synergy not only enhances productivity but also aligns with our HSE objectives by facilitating consistent monitoring and management of health, safety, and environmental practices across all stages.

Together, our mining and plant operations represent our commitment to operational excellence, safety, and sustainability in the mining sector.

Mining in progress at 390 MRL

The ongoing mining operation is characterised by strategic development and efficient resource management.

Key mine development work is being executed with an emphasis on grade control practices, including detailed blast hole sampling to ensure optimal ore quality.

- **December 2023**: The primary ore body was encountered at 405 (MRL).
- **January 2024**: Permission has been granted to blast up to 500 holes by Royal Oman Police.
- **February 2024**: The operation began feeding the processing plant from the copper ore stackyard.
- **April to August 2024**: Mining activities were temporarily suspended due to sufficient ore availability in the stackyard, which ensured continuous plant operations.
- **September 2024**: Mining operations resumed, focusing on ore excavation from 395 MRL.
- A comprehensive review of pit optimisation, design, and scheduling has been conducted to enhance the overall operational strategy.

The box cut and blast plan direction has been adjusted based on the grade distribution. This allows us to perform in-pit blending during the blasting process. Additionally, blending continues from the old stackyard, ensuring that we consistently feed the plant with high-quality material.

Currently, excavation is ongoing at 390 MRL, with a clear plan to reach at 375 MRL within the next year.

As of September 2024, 12.1 Million Tonnes of OB had been removed from pit and 192,000 Tonnes of ore has been supplied to Plant and remaining low to medium grade ore of around 150,000 remains in stack yard.

Mining commenced before processing infrastructure completion. Overburden is being removed and stockpiled and copper mining is also underway. Ore is placed in a separate stockpile for treatment at the processing facility. Key mine development work including the haul road, drainage channels, settling ponds, topsoil stacking, waste dump and ROM pad are complete.

In March 2022 the first blast was conducted and topsoil from the first cut area was stockpiled for post mine rehabilitation. Overburden stripping has progressed continually since that time and copper oxide ore mining has subsequently commenced. Mining activities are conducted in two 10-hour shifts per day.

For personal use only

For personal use only

Exploratory drilling program

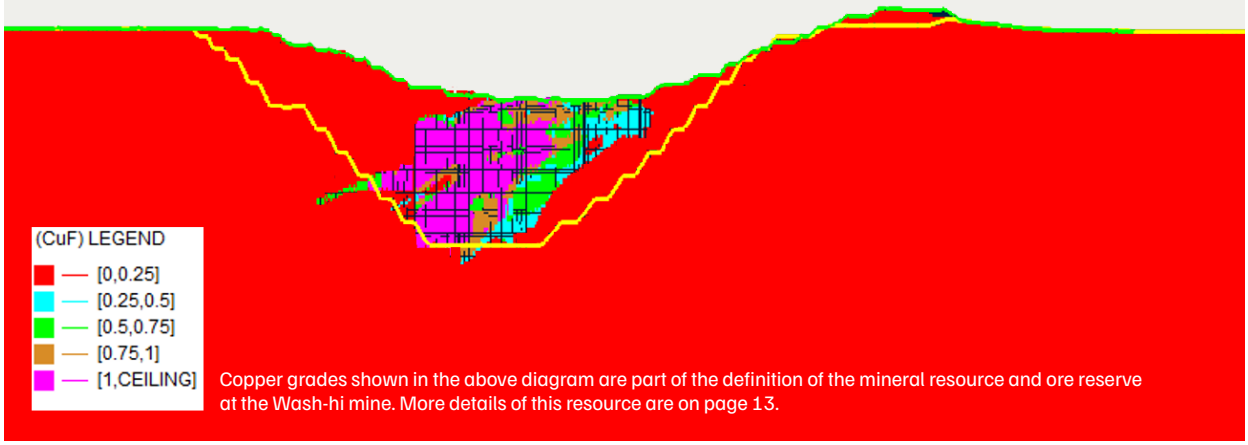

Copper grades shown in the above diagram are part of the definition of the mineral resource and ore reserve at the Wash-hi mine. More details of this resource are on page 13.

Exploratory Drilling Program

Amidst the ongoing full-fledged operations at Al Washi-hi copper-gold open pit mine, the subsequent phase of exploratory drilling is scheduled for December 2024. The exploration plan will comprise both step-out and infill diamond core drilling in NQ size.

The objective of the infill drilling program is to upgrade the inferred resources to indicated resources and indicated to measured category, thereby increasing the geological confidence and aid in precisely delineating the orebody configuration.

Exploratory drilling plan

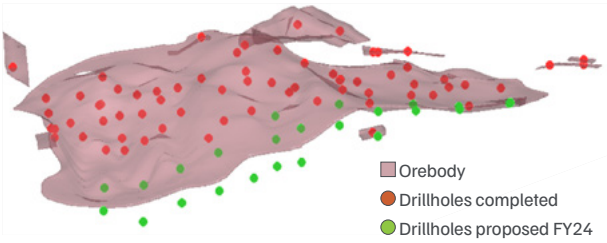

Bird's eye view of Al Wash-hi Majaza pit

The infill drilling will include a total of an estimated 3,000 metres with an estimated 13 holes, proposed at gap areas. Presently, the mineral resources stand at 12.39 million tonnes indicated and 3.71 million tonnes in the inferred category (see further details of the mineral resource on page 13).

The step-out drilling of approximately 4,000 metres, targets testing whether mineralisation continuities in down dip and along the northwest potential side of strike extensions with the objective of increasing the mineral resources and the likelihood of it being converted into a reserve and hence increase the life of the mine.

Production commencement at Al Wash-hi Majaza

For personal use only

The reporting period was monumental for Alara, seeing the completion of AHRL's 1 MTPA[1] copper concentrator plant at the Wash-hi mine and commencement of production of copper-gold concentrates.

Construction of plant and pre-stripping of the mine was completed during the year. Commissioning of the plant commenced in November 2023 with commercial production commencing in March 2024. The first shipment of copper-gold concentrate was dispatched to China in May 2024 under an offtake agreement with Trafigura.

A key component of the concentrator plant – the tailing filter press (TFP) – while sourced from a reputable European manufacturer has not performed in accordance with its rated design capacity. Problems with the TFP limited production at the plant to approximately 40% of its design capacity on commencement of operations. Engineers from the manufacturer have visited the site on two occasions to make improvements. As at the date of writing this report, the plant is in ramp-up phase after a two-week shutdown to make further improvements to the TFP. The plant is now operating at approximately 45-50% of its design capacity.

Alara has ordered two interim replacement TFPs from China, with a combined processing capacity of 75-80 tonnes of concentrate per hour, as an interim solution. Once installed these TFPs are expected to increase production at the plant to 80-85% of rated capacity. The interim TFPs are due to be installed and operational by February to March 2025.

As a long-term solution AHRL has also ordered a state-of-the-art filter press from Italy which will serve as the permanent TFP for the plant once delivered. This unit has a longer lead time than the Chinese TFPs, thus the solution is being implemented in two stages. The permanent TFP will have a processing capacity of 137 tonnes of concentrate per hour and has been ordered from a leading manufacturer in Italy. The vendor's proposed design has exceptional performance, including a short filtration cycle and a suite of modern capabilities including high-pressure, automatic filter-cloth rinsing, automatic plate shaking and an overhead robot to perform plate change outs. AHRL is targeting October 2025 for the installation and commissioning of the permanent TFP. Once operational, this press will provide a robust and permanent solution to the current challenges with tailings management at the plant.

(1) Alara's ASX Announcements dated 1 April 2016 (Definitive Feasibility Study Results initial announcement), 24 January 2017 (Definitive Feasibility Study update), 28 June 2018 (Project Net Present Value update) and 29 March and 7 April 2021 (Project Net Present Value NPV update) contain the information required by ASX Listing Rule 5.16 regarding the stated production target. All material assumptions underpinning the production target as announced on those dates continue to apply and have not materially changed, except to the extent that a relevant assumption in an earlier announcement referred to above has been updated by an assumption in a later announcement referred to.

Wash-hi copper concentrator plant

Mills and Crusher

The Wash-hi copper concentrator plant is a full-fledged concentrator plant starting with primary crushing followed by 2-stage grinding, concentrate flotation, concentrate dewatering and tailing dewatering including dry tail disposal.

Commercial Production at the Plant Commenced in March 2024

Initially, the plant was tested with basaltic waste materials to ensure proper trial runs of all the equipment, then followed by a low grade of copper ore (< 0.4%) to initiate the concentrate production.

The plant is equipped with state-of-the-art online sampling system for process control. There is a constant effort by the operations team on site for grade and recovery optimisation by varying the various dosage rates of the reagents, air flow to the float cells and the froth level at the various cells.

On-site geochemical lab

Plant control room

Fresh water storage facility

For personal use only

For personal use only

Copper-gold concentrate being loading into containers

Wash-hi Mine Copper Sales

AHRL has shipped five consignments of copper and gold concentrate from Sohar Port since the plant commenced operation. Summaries of the shipments are set out in the table below. The longer interval between the fourth and fifth shipments is a result of a suspension of operations due to the TFP.

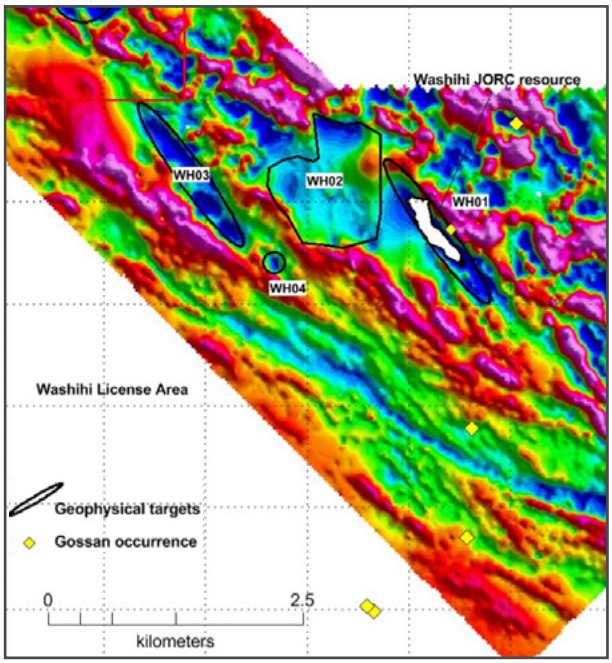

Potential RTP magnetic regional exploration targets in Wash-hi licenses

Monthly Copper and Gold Production at Al Wash-hi Majaza Plant

Item	Parcel 1: May 2024	Parcel 2: Jun 2024	Parcel 3: 18 Jul 2024	Parcel 4: 14 Aug 2024	Parcel 5: 14 Oct 2024
Dispatch Cycle	4 weeks	4 weeks	3 weeks	4 weeks	8.5 weeks
Copper Concentrate WMT (approx.)	1019 WMT	1223 WMT	833 WMT	855 WMT	1168 WMT
Copper Concentrate DMT (approx.)	909 DMT	1093 DMT	762 DMT	762 DMT	1048 DMT
Copper (approx.)	130 MT	163 MT	120 MT	124 MT	167 MT
Gold (approx.)	5.8 Kg	5.7 Kg	4 Kg	4 Kg	7.1 Kg

Wash-hi copper resources and reserves

Mineral resources and reserves

AHRL has conducted an extensive exploration program in the license area, resulting in the discovery of a substantial copper resource at Wash-hi – Majaza.

Resource and reserve statements are provided in the two tables below. An Inferred Resource of 0.31MT at 0.51g/t Au was also identified in the gossan, outside the main ore body.

Mineral resources summary – 0.25% Cu cut-off

Resource	Tonnes (m)	Cu %
Indicated	12.4	0.89
Inferred	3.7	0.79
Total	**16.1**	**0.87**

Ore reserve statement

JORC Category	Tonnes (m)	Cu %	Au g/t
Probable Reserve	**9.70**	**0.88**	**0.22**

Additional copper potential

The Wash-hi exploration license has significant potential for the discovery of additional copper deposits. Most of the area around Wash-hi Majaza is covered by ancient and recent alluvial fans. Based on the premise that sulfide mineralisation in the area is coincident with a distinct reduction in the magnetic susceptibility values of basaltic rocks, four other targets have been identified for further follow-up. It is proposed to follow-up these areas with electrical geophysical methods (EM or IP) to confirm the target potential followed by drilling.

Resource exploration is uncertain. There is no guarantee that exploration of the above targets will yield an economically mineable quantity of any mineral.

JORC Code information

Full reports of the resources and reserve referred to in this section, prepared in accordance with the JORC Code, 2012 Edition, are contained in the Company's ASX announcements dated 15 December 2016 and 19 September 2016. Please also see further the statement regarding the Company's mineral resources and ore reserves on page 86.

New Block 22B Exploration Permit

Oman

Having brought its first mine to production, the next phase in Alara's growth plan is to resume exploration on its other Omani mineral properties to endeavour to identify further economic copper-gold resources.

Any new discovery within proximity to the existing Wash-hi processing facility can be taken there for treatment under the "hub and spoke" model, thus avoiding the need to construct further high-capital infrastructure at any satellite deposit that may be found. Any future discovery has potential to significantly extend the economic life of the Wash-hi processing plant.

For personal use only

In 2024 the Omani Ministry of Energy and Minerals (**MOEM**) granted an Alara JV company an additional 1452 km^2 of exploration ground titled "Block 22B" and invited the JV to negotiate and execute an Exploration and Mining Concession Agreement covering this area (**Concession Agreement**).

On execution of the Concession Agreement the Omani Government will grant the JV the exclusive right to explore, appraise, develop and mine designated minerals within Block 22B. The Concession Agreement will comprise an initial two-year exploration phase followed by an exploitation phase extending up to 15 years. Extensions of both phases may be considered for reasonable cause. The Concession Agreement will detail the obligations of the concession holder and the Government, and address issues such as included minerals, royalties and tax.

Block 22B includes Block 22A, covering the former Al Wash-hi and Mullaq exploration licenses held by AHRL. AHRL will continue to hold that area, with the remainder of Block 22B being held by a new joint venture company "Al Hadeetha Mining LLC" in which Alara holds a 27.5% stake. Alara's other partners in the new JV will be its two existing partners in AHRL – Al Naba Group and Al Tasnim Group (each also holding 27.5%) with the remaining 17.5% held by South West Pinnacle, an existing Alara JV Partner in Alara Resources LLC, an Omani mining services company.

Brief geological description of Block 22B

Nearly 20% of the area in the southern and central-north and along the north-western margin of Block 22B is occupied by recent alluvial sands interspaced by dry river channels, known as wadis. More than two-thirds of the area in the northern half of Block 22B is mountainous, with low hills. The AHRL Block 22A area, which surrounds the existing Washi-hi Mine and includes the ancient Mullaq copper mine, is located in the south-western corner of Block 22B.

The geological characteristics of Block 22B overlaid with existing exploration licenses are shown in the diagram on the following page.

The Company's existing Wash-hi project (covering an area of 39km^2) and Mullaq project (covering an area of 41km^2) fall entirely within Block 22B. Importantly, areas already explored by Alara constitute a substantial part of the upper-crustal rocks of Block 22B. This is significant, as the Semail Ophiolite upper-crustal rocks are considered to contain nearly all the VMS-type base metal prospects in Oman.

Geologically, the mountainous areas of Block 22B include the Semail Nappe. The Semail Nappe is now recognised as a Cretaceous ophiolite, exposing the world's best-preserved section of upper mantle, lower- oceanic crust and upper-oceanic crust. The Semail Nappe (the Semail Ophiolite) covers almost the entire area of Block 22B (excepting some pre-Ophiolitic sedimentary rocks in the north-western section) and exposes the upper-mantle section, lower-crustal rocks and upper-crustal rocks of the ophiolite sequence, with the upper-crustal rocks mainly being covered by alluvium.

There are reports of several old copper workings in the north-western section of the Block, old gold and chromite workings in the northern section and a small number of old iron workings in the western section.

In general, the upper-oceanic crust of the Semail Ophiolite is known to host copper and gold deposits, whereas the lower-crustal parts and the upper mantle sections are known to host some chromite deposits with minor incidences of PGE mineralisation.

Exploration activities in the concession area will not be restricted to discovering base mental deposits, Al Hadeetha Mining LLC will be focussing on all potential commodities including industrial minerals. There is no assurance that any new mineralisation will be discovered in Block 22B in economically mineable quantities.

For personal use only

Geological Map of Block 22B

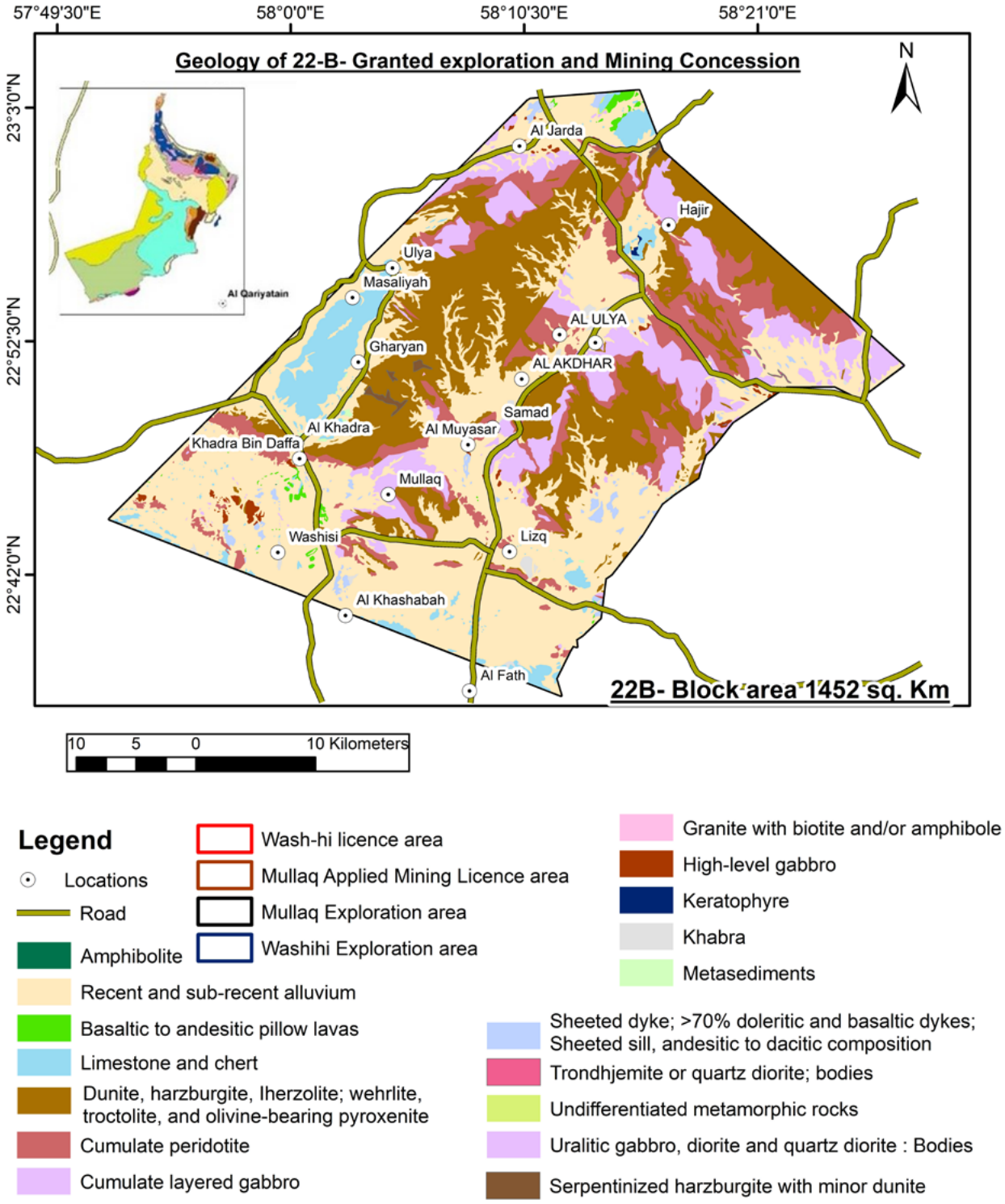

Awtad Copper-Gold Project

Oman

Block 8 covers approximately 497km² in the Hazm area east of Daris in north western Oman and was first granted in 2009.

Awtad LLC Copper

- 10% Alara interest with potential to increase to 70%
- 90% Awtad Resources LLC (Awtad)

In January 2011, Awtad Copper entered into a joint-venture (JV) agreement with Alara which had been carrying out exploration work in the adjoining Block 7 as part of another JV. Exploration work on Block 8 ceased in 2013 while the block's licence was being renewed, a process which was finalised in May 2024.

The Awtad Project is located immediately adjacent to the Block 7 where Alara exploration identified copper mineralisation and resources (Daris Copper-Gold Project). Exploration previously undertaken at this project includes:

- 86-line km of airborne VTEM, 14-line km of ground IP, 169-line km of ground magnetics and 202-line km of high-resolution ground magnetics.
- 76 RAB drill holes totalling 1,747m and 11 core drill holes totalling 299m.
- Drilling results (including some undertaken across the Al Mansur Prospect) were low grade in general and inconclusive. A diagram below shows the potential of the Al Mansur Prospect.

Awtad drilling results were publicly reported in a manner compliant with the then current, 2004 Edition, of the JORC Code on ASX on 31 October 2012.

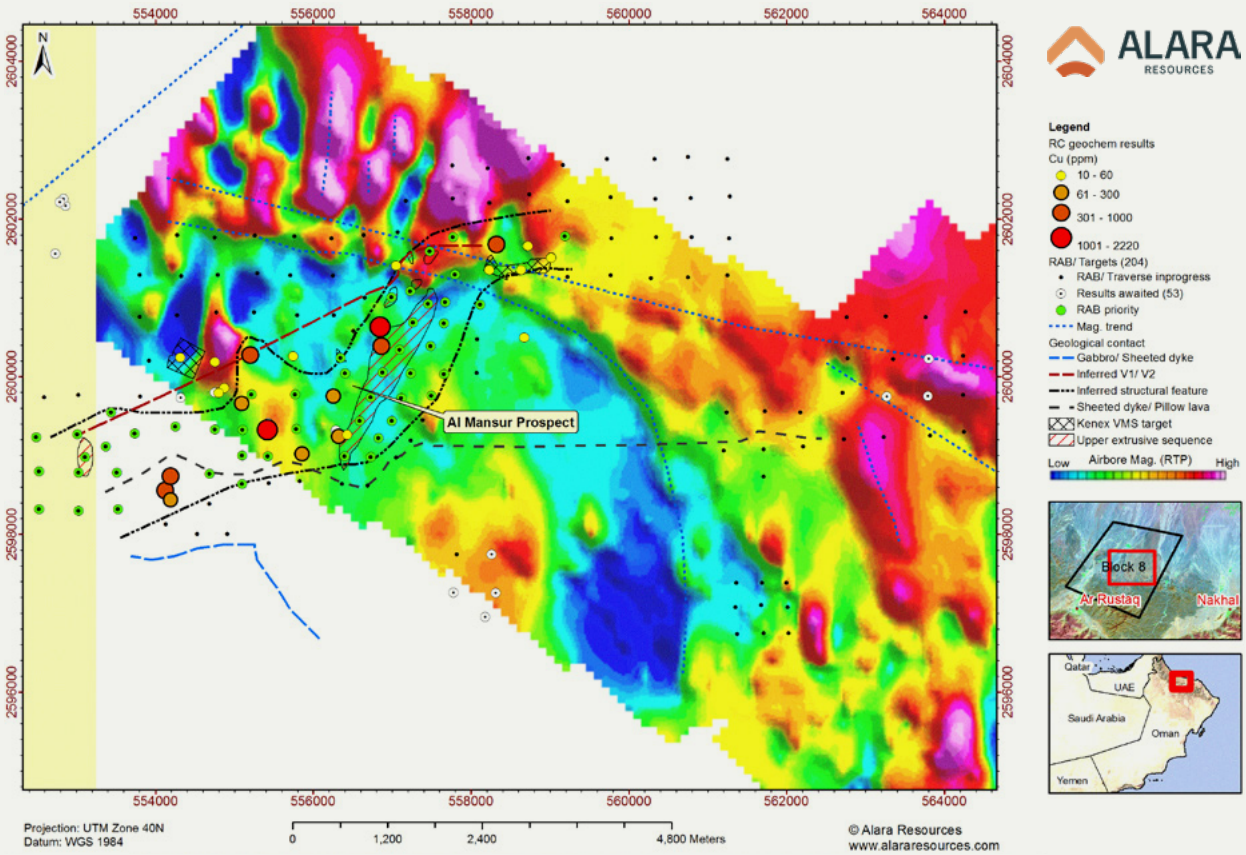

Al Mansur Prospect – Rock chip geochemistry over RTP Mag

For personal use only

For personal use only

Previous exploration identified anomalies worthy of further exploration. The fact that prospective geological formations within the license area are under cover of alluvial and aeolian deposits enhances the chances of further copper mineralisation. There is no assurance that further exploration at Awtad will result in an economically mineable quantity of any mineral being discovered.

Block-8 Exploration License

The Block 8 Exploration License lies within the Semail Ophiolite Sequence of Oman, 150km west of Muscat. The western boundary of the area adjoins Block 7 where Alara previously identified the Daris East copper resource and Daris 3A5 mineralisation.

Copper and gold in the Sultanate of Oman is found in the Semail Nappe, which comprises the Semail Ophiolite sequence consisting of mylonite at the base, through mafic cumulates, high level gabbros, sheeted dykes and volcanic rocks at the top.

Copper and gold mineralisation usually occurs in the volcanic rock units of ophiolite. More than 150 volcanic massive sulphide (**VMS**) prospects have been discovered along the 500km length of the Semail Ophiolite. Block 8 is part of this geological belt and is distinguished by extensive regolith cover over exposed geology, which includes recent alluvial and aeolian deposits. Because of this cover, no known copper mineralisation has yet been located in the area, making the Block an ideal location for potential fresh discoveries of base metal deposits.

The Block 8 licence was renewed in April 2024. With renewal of the license, the Awtad JV has executed a non-binding heads-of-terms (**HoT**) with AIM-listed Power Metal plc for the parties to enter negotiations for a binding agreement with the following key terms:

- Power Metal will manage the Block 8 exploration program for one year.
- Power Metal will provide all management, planning, execution, interpretation and reporting on exploration activities and will consult with Awtad and Alara during development and implementation of the program.
- Power Metal will provide funding of up to US$740,000 for exploration activities. It will contribute an initial amount of US$500,000 to cover the period up until the renewal date of the existing licence (due 30 April 2025), with the balance to be contributed following successful renewal.
- Following the US$500,000 initial expenditure milestone, Power Metal will earn a 10% interest in Block 8 and a further 2.5% interest on expenditure of a further US$240,000.
- Upon Power Metal completing US$740,000 expenditure on the project, a joint funding program covering future expenditure and specifying Power Metal's ongoing percentage interest in the project will be negotiated.
- Awtad Copper is responsible to maintain the licence and must remain the holder of it throughout the period in which the above work is carried out. Power Metal has a first right of refusal to acquire Block 8 if Awtad Copper wishes to dispose of it.
- Awtad Copper is responsible to seek all required approvals for the exploration program.

The formal agreement was executed, on those terms, in October 2024. The parties are to endeavour to negotiate a formal, legally binding agreement. Although there can be no certainty at this stage given the non-binding nature of the HoT, Alara is confident that an agreement will be entered into, subject to further discussions between the parties.

While maintaining its current interest in Block 8, Alara plans to increase its stake in future based on success of Power Metal exploration programs.

Further to detailed discussions, Power Metal has proposed a comprehensive exploration program for Block 8 to both develop existing copper prospects defined from a combination of historic surface work and drilling, as well as grass-roots exploration work on the remainder of the Block which, to date, has not been the subject of detailed exploration.

The historic exploration work, combined with the geological setting of the Block, are highly encouraging, with the Block hosting a section of the Semail ophiolite sequence, which is a highly prospective geological unit that, to date, has yielded 150 known volcanic massive sulphide (**VMS**) prospects.

Power Metal will use industry-accepted exploration techniques to advance the licence, with technical work to be carried out at every stage to enable any new data to qualify for inclusion in an accredited MRE to 43-101 or JORC compliance should this be required.

Through historical work by Alara in 2013, there are several copper prospects already identified, which allows next stage exploration programmes to proceed efficiently while more early-stage work will be required on the remainder of the highly under-explored Block 8.

Daris Copper-Gold Project

Oman

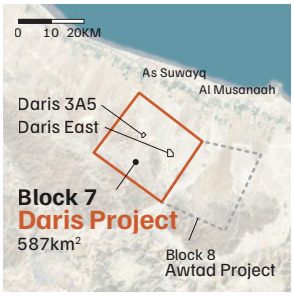

The Daris project comprises two high-grade copper deposits within the 587km² exploration license, which includes two mining license applications covering 4.5km².

Al Tamman Trading Establishment LLC

- 50%: Alara with option to increase to 70%
- 50%: Al Tamman Trading Establishment LLC – 50%, of Daris Resources LLC (DRL)

Daris-East Prospect copper resource estimate

	Cut-off grade	Measured		Indicated		Measured and Indicated		Inferred	
Ore Type	Cu%	Tonnes	Cu%	Tonnes	Cu%	Tonnes	Cu%	Tonnes	Cu%
Sulphides	0.5	130,000	2.5	110,000	2.2	240,000	2.4	31,000	2.3
Oxides	0.5	97,000	0.8	87,000	0.66	180,000	0.72	1,700	0.61

This project fits well with Alara's preferred "hub and spoke" model, which provides for processing of Daris ore at the Wash-hi–Majaza copper concentration plant.

The above Daris-East resource estimate was first reported on ASX on 1 November 2012. That report complied with the then current 2004 Edition of the JORC Code. Reported details of that estimate have not been updated subsequently to comply with the JORC Code 2012 Edition, on the basis that the information has not materially changed since it was first reported.

By conducting extensive exploration programs in Block 7, the Daris JV has defined resources at Daris East Prospect to measured category under JORC, identified mineralisation at the Daris 3A5 prospect and several exploration targets.

Block 7 Exploration License and Mining License application areas

Two Mining Licence applications filed over Daris East and Daris 3A5 prospects within the exploration licence remain pending. The table on page 6 provides details of licenses at Daris. Recent site visits conducted by Ministry officials gave positive indications for these applications advancing towards issuance.

Daris East Prospect

The copper resource for the Daris-East Prospect is outlined above. The following drilling has already been carried out at the Daris East Project:

— A total of 21 rotary (624m) and 41 diamond core (4,654m) holes totalling 5,278m have been drilled by Alara to test shallow oxide mineralisation and to locate massive sulphide and stringer zones beneath the oxide cap at the Daris-East prospect and to test geophysical targets in the vicinity.

— In addition, historic drilling data from 44 holes totalling 4,353m has been included in the resource database.

Drilling results at the Daris-East project have been fully disclosed on ASX in a manner compliant with the then current 2004 Edition of the JORC Code, in announcements dated 6 October 2010, 13 December 2010, 19 April 2011 and 30 September 2012. Reported details of those results have not been updated subsequently to comply with the JORC Code 2012 Edition, on the basis that the information has not materially changed since it was first reported.

For personal use only

Projects Overview — Daris Copper-Gold Project

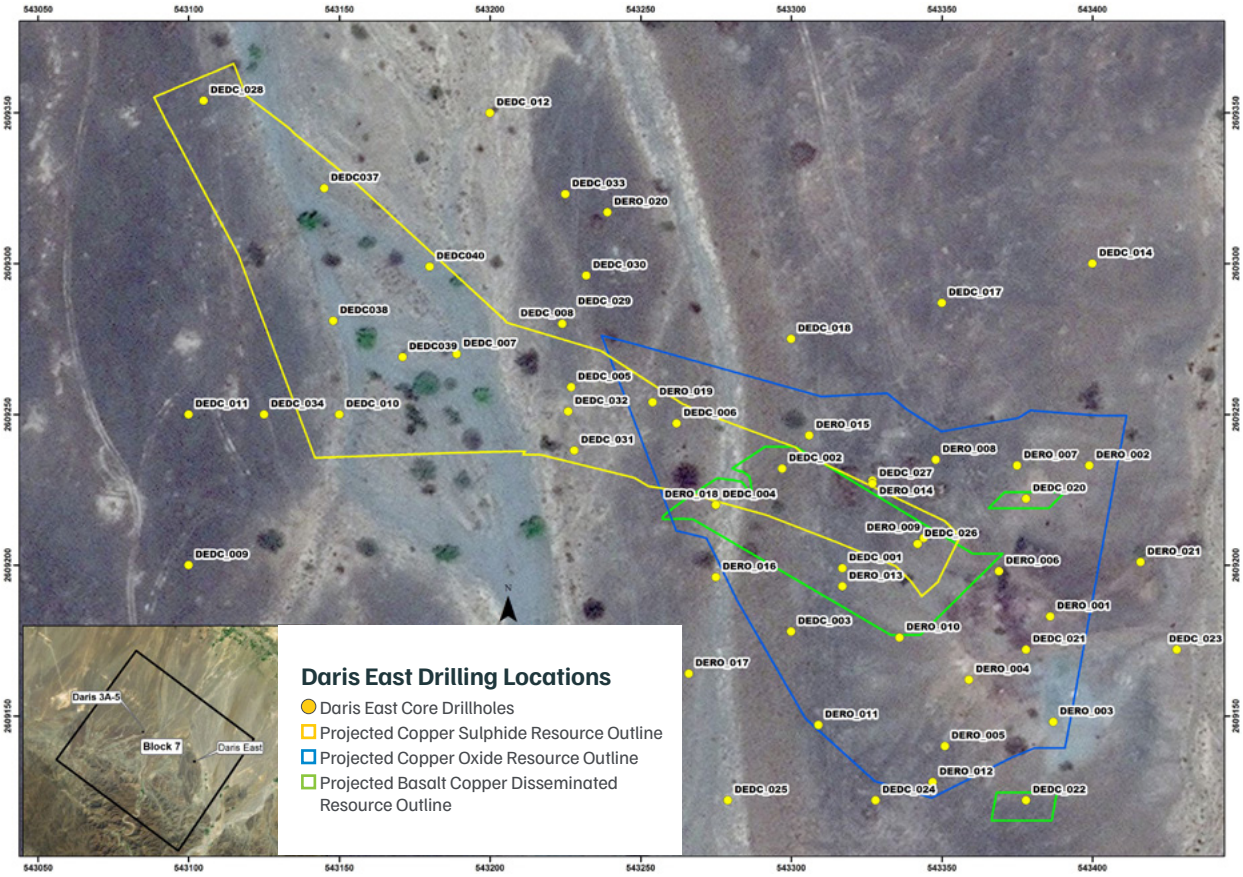

Alara plans to conduct further drilling before making an updated resource estimation. There is no assurance that further exploration at Daris-East will result in any increase in the resource estimate.

Next steps – Daris East

The Daris East Mining License application, which covers an area that includes measured, indicated and inferred JORC copper resources, was opposed by the Ministry of Housing due to its proximity to recently allotted land. Negotiations with the MOEM progressed with the following representations made.

- Modifications to the mining licence area, if required
- Request submitted to stop future allotments of land in the area
- Offered to acquire (rent/lease) constructed houses for a short duration
- Promised minimal infrastructure build
- Proposed safe mining operation
- Committed to post mining rehabilitation.

Review of a petition supporting the application lodged by Daris is now underway at the Ministry of Energy and Minerals.

For personal use only

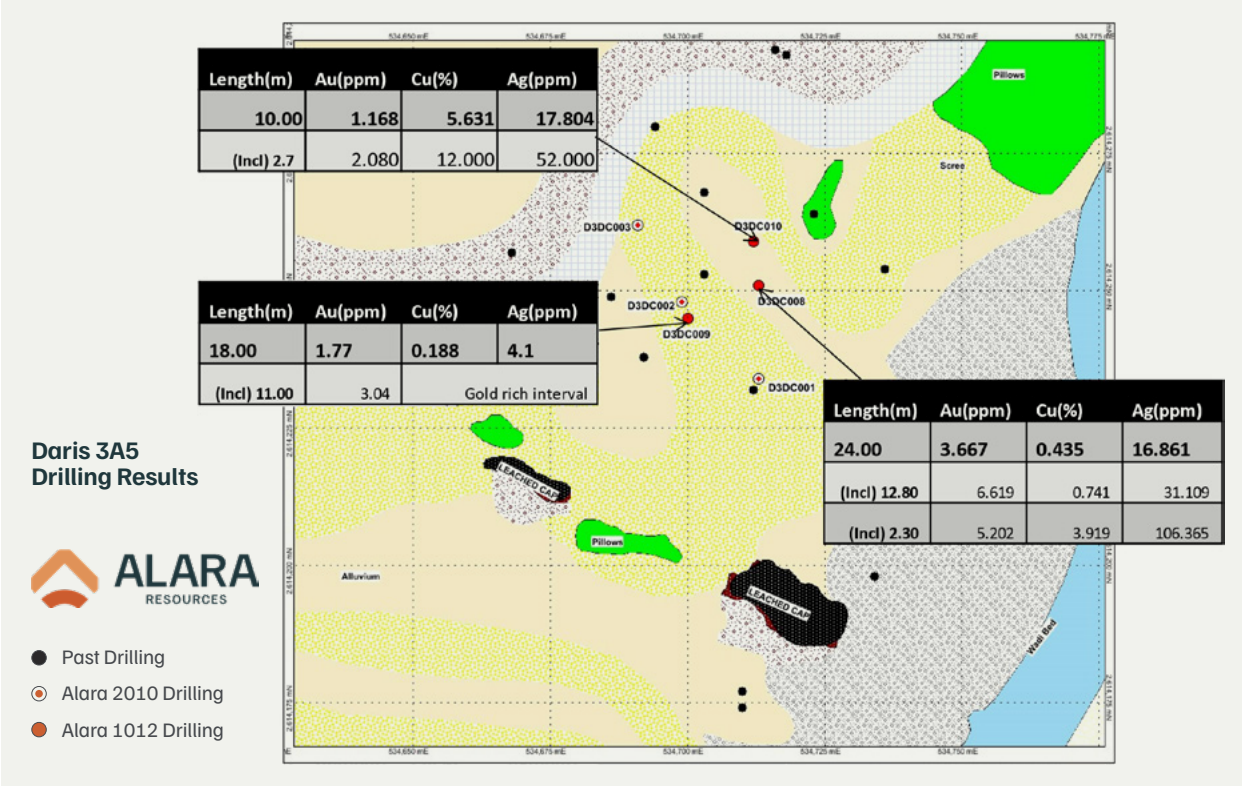

Daris 3A5 Prospect

Preliminary drilling at Daris 3A5 has intersected high-grade copper mineralisation. Alara plans to conduct further drilling before making a resource estimation. The drill hole location map and intersection table are set out above. There is no assurance that further exploration at Daris 3A5 will result in any resource estimate being made.

Next steps – Daris 3A5
The Daris 3A5 Mining License application is progressing with the Government.

See p18 for references to the full public reports of these drillingresults, in a form compliant with the then current JORC Code 2004 Edition.

For personal use only

For personal use only

Projects Overview– Oman

Al Ajal Exploration License

Oman

The Al Ajal Prospect is located near the village of Al Ajal in the Taww area, near the northern coast of the Sultanate of Oman and about 65km west of Muscat.

Alara carried out ground geophysical surveys over limited areas to confirm the geophysical signatures of mineralisation from historical (non-JORC compliant) mineral estimates in the Al Ajal License Area (see diagrams below).

Exploration potential – future opportunities

Preliminary exploration confirmed the presence of two more areas of potential positivity in similar geological trends. The Al Ajal prospect is unique, as it is considered to be the only known mineral occurrence in Oman Mountains not to be associated with the ophiolite volcanics of Oman. Despite its small size and difficult terrain, in view of the high gold grades detected by previous explorers, this prospect warrants further exploration for copper and gold-bearing deposits.

There is no assurance that exploration at Al Ajal will result in any resource estimate being made.

Mining License Application

A mining license application at Al Ajal submitted in 2013 has progressed through various Ministries in Oman. AHRL considers the grant of a mining licence clearance as a key prerequisite to further exploration work in the area.

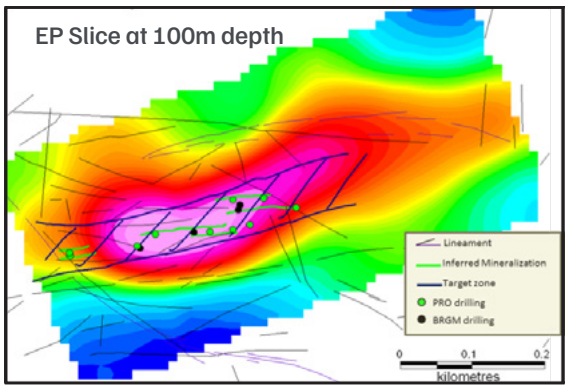

Prospective areas within Al Ajal Exploration License

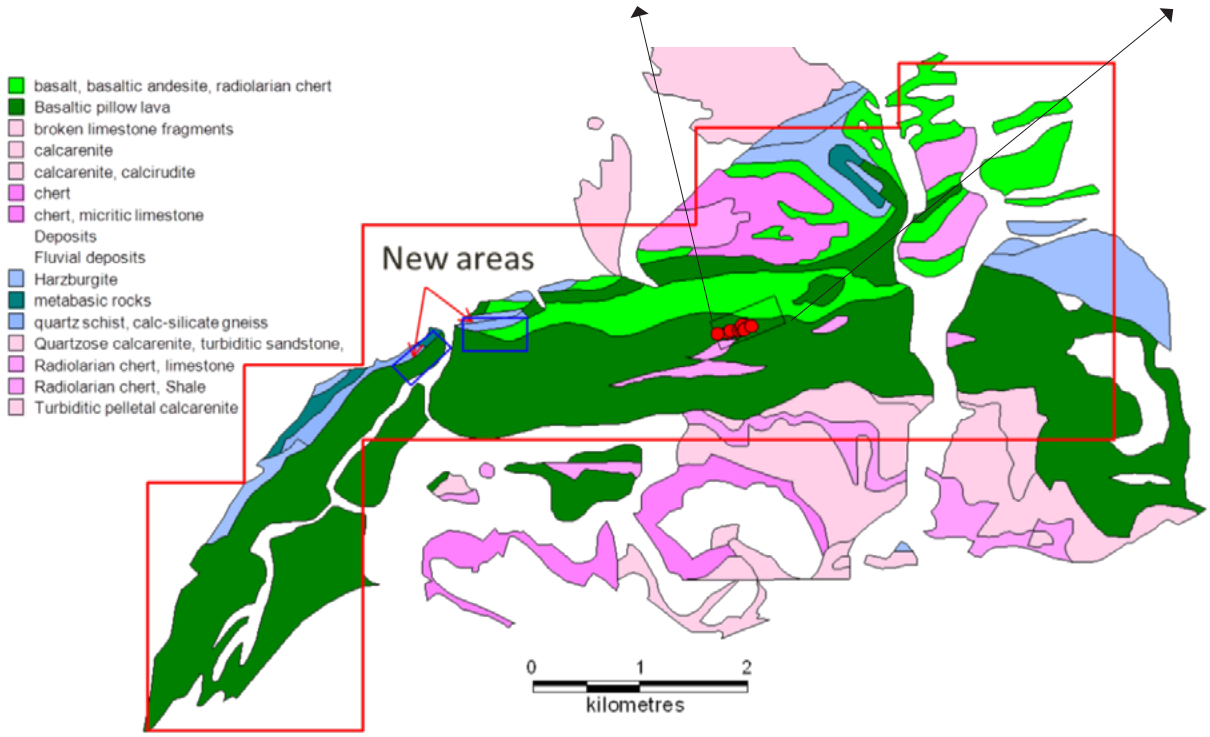

For personal use only

Projects Overview– Oman

Alara Resources LLC

Oman

Mining Division

Alara holds a 35% share in AHRL. Al Hadeetha Resources LLC (AHRL) entered in a contract with Alara Resources LLC (ARL) for it to perform mining services for AHRL over ten years at a cost of approximately USD 126m (AUD 187.83m). The company along with its JV partners is delivering good value to Wash-hi project by most efficient mining practices.

Drilling Division

Two diamond coring rigs owned by the company have completed over ten thousand metres of drilling in copper, chromite, limestone, marble exploration projects and have running contracts with Mineral Development Oman for three thousand metres of diamond drilling. The mining industry in Oman, encouraged by new transparent exploration and mining policies of the Government, is witnessing a boom in exploration sector. Alara is in a good positioned to benefit from such growth.

ARL Drill Crew

For personal use only

Health, safety and environment review

The annual Health, Safety, and Environment (HSE) report provides a comprehensive overview of our commitment to maintaining a safe and sustainable mining and plant operation. In year 2023-2024, we focused on enhancing safety protocols, promoting employee health, and minimizing environmental impacts.

For personal use only

Key Highlights

- **Safety Performance**: The Health, Safety, and Environment (HSE) performance for the period from July 2023 to June 2024 has demonstrated a strong commitment to maintaining a safe and environmentally responsible workplace. Notably, there were zero loss time injuries reported, which shows our dedication to safety and effective risk management. This report provides an overview of key metrics and activities that reflect our ongoing efforts to enhance HSE standards.
- **Environmental Stewardship**: We undertook several key environmental initiatives this year:
  Tree Plantation: We planted trees across the plant and mine areas, enhancing biodiversity and promoting a healthier ecosystem.
  Sprinkling System: An effective sprinkling system was introduced to reduce dust emissions, improving air quality for employees and surrounding communities.
  Tailing Management: We implemented enhanced tailing management practices to minimise environmental impact and ensure safe disposal.

Integration of Operations

Our mining and plant operations are closely integrated, ensuring efficient material flow from extraction to processing. This synergy not only enhances productivity but also aligns with our HSE objectives by facilitating consistent monitoring and management of health, safety, and environmental practices across all stages.

Together, our mining and plant operations represent our commitment to operational excellence, safety, and sustainability in the mining sector.

HSE Objectives Set for the Year

- **Continue to Maintain Zero Loss Time Injuries**: By reinforcing safety protocols and training programs.
- **Enhance HSE Inspections**: Increase the frequency and focus of inspections to further reduce unsafe practices.
- **Expand Training Programs**: Continue to develop and implement comprehensive training to address emerging safety challenges.
- **Improve Environmental Impact**: Further reduce resource consumption and hazardous waste generation through targeted initiatives
- **Strengthen Hazard Identification**: Conduct risk assessments and safety audits across all operations to identify potential hazards and implement corrective actions.
- **Improve Emergency Preparedness**: Develop and conduct emergency response drills throughout the year, ensuring all employees are familiar with emergency procedures and protocols.
- **Promote Health and Well-being**: Launch a health and wellness program aimed at pulmonary function test, with 100% participation target of employees working in mines and plant.
- **Foster a Safety Culture**: Increase employee participation in safety committees and initiatives by 100%, fostering a culture of shared responsibility for health and safety

Challenges

While we made significant strides, we faced challenges such as increased number of first aid cases and very low near-miss reporting.

HSE Inspections

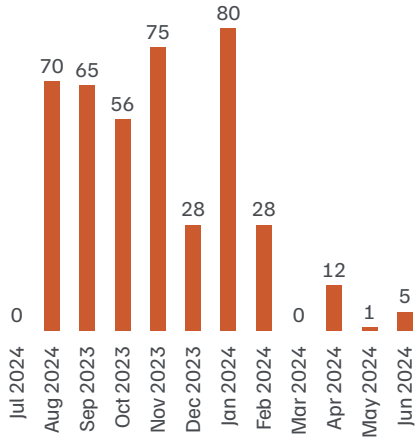

Unsafe Practices Reported

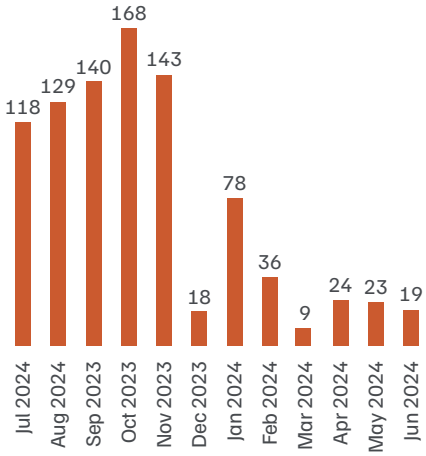

Performance Metrics

Safety Performance:
HSE Performance Overview

Incident Statistics:
- Loss Time Injuries: 0
- First Aid Incidents Reported: 12
- Near Misses Reported: 7
- Environmental Incidents: 14

Safe Manhours:
- Total Safe Manhours: 2,971,784 hours

HSE Activities:
- Training and Development:
  - Induction Training Hours: 467.5 hours
- Inspections and Observations:
  - HSE Inspections Conducted: 420
  - Environmental Observations: 18

Environmental Performance:
- Water Consumption: 84,870.9 KL
- Diesel Consumption: 11,446 KL
- Power Consumption: 5,930.81 KW
- Lube Oil Consumption: 3.6KL

Achievements
- Behavioural safety initiatives implemented
- Successful training programs
- 180 trees planted in mine and camp

Future Goals

Looking ahead, we aim to further reduce incidents, enhance employee training programs, and continue our commitment to environmental sustainability through recycling of waste & water recycling

This report underscores our dedication to fostering a culture of safety and environmental responsibility in all aspects of our mining operations.

This policy serves as the foundation for our HSE management system, guiding our actions and decisions as we strive for excellence in health, safety, and environmental stewardship.

Conclusion

The period from July 2023 to June 2024 has demonstrated our organisation's robust commitment to health, safety, and environmental oversight. With no loss time injuries reported and a proactive approach to risk management and environmental performance, we are in a strong position to maintain our positive momentum. Our upcoming initiatives will build on this solid foundation to ensure ongoing success and further improvements in our HSE practices

For personal use only

Board of Directors

STEPHEN GETHIN

Non-Executive Director and Chairman
Barrister and Solicitor of the High Court of Australia

Appointed Non-Executive Chairman on 2 July 2020
Appointed Non-Executive Director on 28 June 2020
Non-Executive Director from 11 January to 22 November 2019

Experience
Stephen Gethin has 30+ years of experience in the provision of corporate legal advice and 15+ years of experience in the provision of ASX-listed secretarial services in a range of industries, including resources, technology and investment.

Prior to founding a private legal practice in 2013, he served as General Counsel and Company Secretary of Strike Resources Limited (ASX:SRK) and before that held the same roles at ERG Limited (ASX:ERG).

Special Responsibilities
Chairman of the Remuneration and Nomination Committee and Member of the Audit Committee.

Other Directorships
In Listed Companies in Past 3 Years
– Nil

ATMAVIRESHWAR STHAPAK

Managing Director
Bachelor of Applied Science and Master of Technology, Applied Geology

Appointed Managing Director on 28 July 2020
Appointed Executive Director on 3 February 2016
Previously Non-Executive Director (22 September 2015 to 3 February 2016)

Experience
Atmavireshwar Sthapak is a geologist specializing in mineral resource exploration and evaluation studies. He joined Alara in 2011 as an Exploration Manager and led geological investigations in Oman. His contribution resulted in identification of copper mineralisation in four tenements, definitions of JORC resources at Wash-hi and Daris East, and applications for mining licenses over five areas. AV was later instrumental in acquiring the mining license for the Al Hadeetha Copper-Gold Project in Oman.

In July 2020, Mr Sthapak was appointed Managing Director, leading the company's new future in copper production.

Prior to joining the Company, Mr. Sthapak's career spanned 10 years with ACC/ ACC-CRA Ltd as exploration geologist and project manager, and 10 years with Rio Tinto (Australasia) Exploration and Rio Tinto Diamond, where he was awarded a Rio Tinto Discovery Award in 2009. He has worked on world- class deposits and mines in Australia, and gold and diamond mines on four continents. Mr Sthapak is an active member of AusIMM.

Other Directorships
In Listed Companies in Past 3 Years
– Nil

VIKAS JAIN

Non-Executive Director
MBA

Appointed 6 April 2016

Experience
Vikas Jain has 19 years of experience in the field of mineral exploration, mining, oil-field exploration and allied activities. He is currently Managing Director and CEO of the Indian Company South West Pinnacle Exploration Limited (SWPE), founded by him in 2006 and listed on the National Stock Exchange, India. Under his leadership and able guidance, SWPE has continued to grow and at present is a premier exploration company in India.

Mr Jain also has wide experience in the open-cut mining of various minerals and allied activities through his earlier roles with other companies, as well as his current involvement in other family run businesses and interests.

Special Responsibilities
Chairman of the Audit Committee and Member of the Remuneration and Nomination Committee.

Other Directorships
In Listed Companies in Past 3 Years
– South-West Pinnacle Exploration Limited, listed on the National Stock Exchange, India.

For personal use only

For personal use only

SANJEEV KUMAR

Non-Executive Director
MBA (Finance & Marketing),
IMT Ghaziabad, India; BE (Metallurgy),
VNIT Nagpur, India

Appointed 23 October 2020

Experience
Sanjeev Kumar has extensive Australian and international business experience, with a specialisation in high-value asset finance lending. He is currently a director of Tradexcel Global Pty Ltd, an Australian company which he co- founded in 2017, that helps ANZ businesses in expanding into the overseas markets by assessing new markets, navigating entry barriers, business strategy & planning, local partnerships etc.

His previous roles include Vice President at India Factoring & Finance Solutions (a subsidiary of Fimbank), Associate Vice President at Tata Capital Financial Services, India and Manager, Infrastructure Division at ICICI Bank Limited.

Other Directorships
In Listed Companies in Past 3 Years
– Nil

DEVAKI KHIMJI

Non-Executive Director
Appointed 2 February 2022

Experience
Ms. Khimji is the Managing Director of Al Tasnim Group. Al Tasnim is a major all-service group in the Omani construction industry, with over 30,000 employees. The Group leads the Omani construction industry in contracting, manufacturing of cement products, building finishes products and roads, asphalt and infrastructure works, among other product offerings. Ms. Khimji is experienced in leading and growing a wide range of businesses, establishing profitable relationships with clients and suppliers across the world.

She has previously served as Managing Director of India Circus Pvt. Ltd, an online lifestyle products retailer in India. She is also a pioneer of fitness club/ gym management systems, becoming a very successful entrepreneur in the software and e-commerce industries.

Other Directorships
In Listed Companies in Past 3 Years
– Nil

FARROKH JIMMY MASANI

Alternate Director
Appointed 2 February 2022

Experience
Mr Masani has 30+ years experience in the ever-evolving construction industry. He has a strong track record of creating and growing businesses in a competitive environment, with a commitment to the principles of excellence through innovation and teamwork.

Mr Masani has extensive commercial expertise and in-depth knowledge of civil construction, HVAC, plumbing, firefighting, electrical systems design and project management.

Other Directorships
In Listed Companies in Past 3 Years
– Nil

Company Secretary

DINESH AGGARWAL

Company Secretary
FCPA, CA, CMA, FTI, DipFS (Advanced)
Appointed 2 July 2020

Experience
Mr Aggarwal has over 20 years' experience in accounting, finance and business management both in Australia and overseas, and is the Founder and Managing Director of Fortuna Advisory Group – an award-winning, multi- disciplinary practice with Tax and Business Advisory, Legal Services, Mortgage Broking and Financial Planning divisions.

Mr Aggarwal advises clients in Australia and overseas on tax matters and business services and advises the Australian operations of several multi- nationals. He also handles tax disputes with the ATO including appeals to the AAT. He is the former Chairman of the Public Practice Committee of CPA Western Australia and is currently a member of the National Public Practice Advisory Committee of CPA Australia.

Named as one of Australia's top three SME Tax Advisers in 2015 by the Tax Institute, Mr. Aggarwal has also won the prestigious CPA Australia 40 Under 40 Young Business Leaders Award for 2012 and 2013 and has won numerous other awards.

For personal use only

Management Support Team

AVIGYAN BERA

(CEO) AHRL
BTech, Pengg (SAIMECHE)

Mr. Bera has more than 18 years of experience in handling EPC Projects in India and overseas. He had been involved in projects right across the globe in various countries like India, Zambia, South Africa, Liberia, Namibia, Mongolia, Iran, UAE, and Morocco. He started his career in Process Engineering for Mineral Bulgaria Beneficiation Plants and Complex Chemical Process Plants, then migrated to Project Management and Business Development activities in India, Africa & Middle East regions.

Mr. Bera joined AHRL in June 2020. He brings in all the. experience and technical know-how for executing Owner Managed Projects through his key knowledge in process engineering, project execution and overall management skills.

MOHAMMAD KAHLID QAMAR

General Manager – Operations
B.Tech, Chemical Engineering

Mr. Khalid has over 15 years of diverse experience in operations, projects, and commissioning of process plants in India and Oman.

Prior to joining AHRL, he has worked with leading resource companies like Hindustan Zinc Limited and Strategic and Precious Metals Processing (SPMP), Oman. He has overseen a wide range of functions including manufacturing, industrial safety and project engineering.

Currently he is working to develop the Operation and Maintenance team for AHRL's Copper Processing plant and also overseeing the overall operational readiness for successful and sustainable operation of the processing plant.

MOBASHIRUL HODA

HSE Manager (HSE Head)
B.Sc. in Biotechnology, PGD in ISM, NEBOSH, OH&S(NVQ 6)

Mobashirul Hoda is a highly qualified HSE professional with over 18 years of experience in managing major projects across diverse sectors, including oil and gas, aluminum smelting, civil construction, cross-country pipelines, waste management, water treatment & Beneficiation Plant & Mine He has successfully contributed to projects in Qatar, Saudi Arabia, the UAE, India, and Oman.

He possesses a strong understanding of HSE risks, opportunities, and regulatory requirements, both nationally and internationally. He is well-versed in municipality regulations and industry best practices, enabling him to implement effective safety procedures on-site. His excellent communication skills and assertive personality facilitate productive interactions with site management and subcontractors, ensuring that all HSE matters are effectively addressed. His proven ability to lead and drive safety initiatives makes him a valuable asset in any organisation dedicated to maintaining high safety standard.

For personal use only

Management Support Team

GAUTHAM JAIN

(CFO)
M.Com, Chartered Accountant (CA)

A seasoned finance professional with over 17 years of extensive experience in Finance, Accounts, Audits and Taxation across diversified industries. Having a strong foundation from working with Big4 audit firm, he has honed his skills in cost control, profit optimisation and liquidity management. His core competencies include financial reporting, cash flow monitoring and ensuring compliance with statutory regulations. A skilled leader, with strong analytical abilities, Gautam has successfully managed large finance teams, streamlined financial workflows, and conducted internal audits to improve organisational efficiencies.

In his previous assignment, he served as Finance & Accounts Manager at Al Tasnim Enterprises LLC, leading financial operations for the Sohar Region, Oman. His focus on monthly financial reporting, cost controls and initiatives on increasing productions have consistently enhanced profitability and strengthened internal financial controls.

REXIN KAMILAS

Finance and Administrative Manager
BACS, M. Com
Mr. Kamilas is a Business Administration Lead and Accounts Manager having 17+ years of Administration and Accounts experience in Oman and India. He joined Alara Resources in 2011 and has been involved in business activities related to company administration, banking, Insurance, finance, procurements, logistics, tax compliance and tenders

Mr. Kamilas has utilized his experiences and skills in improving the administrative and finance system in the organisation and providing his full support to the team to build a robust management system as a solid foundation for future corporate developments

Mr. Kamilas also Leading the Core drilling Operations in Oman and dealing with Various client and govt organisation since 2018.

SANJAY CHOUDHARY

General Manager Mining
Phd. In Mining, MBA

A highly experienced mining professional, involved in a diverse array of mining consulting projects spanning over 19 years. Area of specialisation include short term and long term mine planning and scheduling along with financial evaluation and risk analysis. He holds a proven track record of optimizing production schedules, implementing advanced resource management software, and successfully collaborating with major industry players. His expertise extends to a broad range of minerals, including copper, bauxite, limestone, coal, lignite, and iron ore. Throughout the career, he is privileged to work on projects with leading organisations such as Coal India, Hindalco Industries Ltd., Ultratech Cement, Kazakhmys Corporation in Kazakhstan, and Jindal Steel. His extensive hands-on expertise in mining software, including MineScape and Datamine, has proven to be invaluable in delivering measurable results and driving successful outcomes.

In his previous role as Manager of Technical Services and Operation Head in India at Datamine International, he led a team that provided consulting, project management, and technical support across India and international operations, consistently delivering results by improving mine planning systems and ensuring regulatory compliance.

For personal use only

For personal use only

Management Support Team

NISHITH C. UDYAVARA

Head of Human Resources
MSW – (Human Resources)

Nishith is a seasoned and strategic Human Resources professional with over 17+ years of global experience across India, UAE, and Oman. Nishith's international exposure, especially in diverse industries like manufacturing, hospitality, and greenfield projects, has equipped him with a deep understanding of HR best practices on a global scale He has a distinguished career working with renowned organisations such as Sodexo, Suzlon Energy & Manipal Group, where he has managed an entire HR gamut.

Nishith excels in implementing HR strategies and driving cultural transformation initiatives that align with business objectives. His extensive experience across different geographies and sectors positions him as a versatile, results-driven HR professional with a track record of fostering high-performing teams and creating a positive workplace culture

NEELABH DUBEY

Head Marketing & Logistics
Master of Management Science (Marketing), B. Tech. (Electrical & Electronics Engineering)

Seasoned Sales and Marketing professional with 19+ years of experience across FMCG, telecom, and non-ferrous metal industry. Holds a Master of Management Science (Marketing) from University of Lucknow and a B.Tech. in Electrical & Electronics Engineering from United College of Engineering & Research, Allahabad. His previous assignment was as Chief Manager (Marketing) at Hindustan Copper Limited, a PSU under Ministry of Mines, Government of India, where he was responsible for large-scale export operations, including overseeing a $80 million Copper Concentrate export.

Have extensive expertise in channel management, business development, contract negotiations, exports, logistics, and CRM with comprehensive industry experience in leading sales roles to drive growth and development.

MANISH TOMAR

Head of Geology
M.Sc. in Applied Geology

Resource Geologist with over 17 years in mining and exploration industry with specialisation in mineral resource estimation, geological modeling, and geostatistics. Proven expertise in developing 3D geological models and employing advanced grade-interpolation and resource classification techniques. Member of AusIMM and IMIC, he is competent person for mineral resource reporting in accordance with international reporting codes. Highly proficient in Datamine Studio, Supervisor, Leapfrog and other industry-leading software with specialisation in developing customized solutions. Worked extensively across commodities like lead-zinc-silver, gold, copper, limestone, iron, bauxite, and coal. Significant hands-on experience gained through leadership roles at Hindustan Zinc Limited (HZL) and Datamine International, focusing on mining geology, resource estimation, classification, reconciliation and reporting.

In previous assignment headed R&R and Database at Hindustan Zinc Limited, primarily responsible for public release of annual R&R statements of all assets of Hindustan Zinc and providing technical oversight to the exploration and mining geology teams.

Management Support Team

MARWAN ABDULLAH AL BUSAIDI

Project Control Manager/ Govt Relations Office
Bachelor's in Arts and Science, Geography & Population Studies

Mr. Marwan Abdullah Al-Busaidi is an experienced in Technical and Administrative with over 6 years of experience in various sectors in Oman. He joined AHRL in August 2022 and has since been involved in many aspects of the business including managing the utilities providers in Oman, managing import- export requirements and customs clearance, taxation regulations, working with Oman Vision 2040 Implementation (ISFU), and major Ministries.

Mr. Marwan plays in key role in maintaining infrastructure operations, ensuring compliance with government policies, control of project documentation and applications for government licenses and permits.

Mr. Marwan holds a set of professional training certificates in Population and Social Statistics & Survey.

AMJAD AL SHARJI

HSE Manager
Dip (Civil Engg.), IOSH, NEBOSH

Mr. Amjad Al Sharji is an experienced HSE Manager with over 6 years of experience in various sectors in Oman. He joined AHRL in October 2021. Prior to this, he worked as a consultant with MMC and dealt with a number of electricity companies such as OETC an and Mazoon.

He holds a set of professional HSE training certificates. He has experience in electrical safety, stations, transmission lines, electrical transfers, hilly areas, construction, and food safety. He worked to reduce the incidence of accidents, risks and environmental damage and participated in developing safety standards, raizing awareness of the importance of health and safety.



ASILA AHMED SAID AL HARTHY

Environmental Engineer
Bachelors in Chemical Engineering

Ms. Asila Al-Harthy has been part of Al-Hadeetha Resources since November 2022 and is a Chemical Engineer with experience in oil refineries and environmental assessment. She has strong expertise in oil refineries and chemical industries. She has been involved in environmental research combating the environmental impact of mining.

She focuses on monitoring Environmental Impact Assessment such as noise and emissions monitoring, air quality, ground water quality, handling chemicals and handling waste in most environmentally sustainable manner.

For personal use only

Management Support Team

ZAHRA ALBATTASHI

Administration/Accounts Support
Dip Acctg. and Bus. Admin.
(Muscat College)

Ms. Albattashi has over 4 years' experience in the field of reception, office administration and foreign exchange. She joined the company in March 2022. She handles SAP data entry and serves as the Company's liaison with Government departments for project-related licenses.

Prior to joining AHRL she worked for the Superior Care C.O. LLC in administration and accounting and, prior to that, worked at an international currency exchange, handling exchange transactions and transferring money.

LUJAINA ALBALUSHI

Human Resource Manager
Bachelors in Human Resources
and Marketing

Ms. Lujaina Al-Balushi is a Human Resources manager, she joined AHRL February 2023 after graduating from the Modern College of Business & Science with Bachelor's in human resources and Marketing.

Prior to working with AHRL, Ms. Lujaina worked in Customer Service in compliances such as Bank Dhofar and Al Saher Company.

HAITHAM AL BUSAIDII

Human Resource & Admin
Bachelors in Human Resources

Haitham Al Busaidi is a dedicated and dynamic Human Resources professional with a strong academic foundation in HR management and a proven track record in both administrative and HR roles. Currently working as a Human Resource & Admin Officer at AL Hadeetha Resources LLC, he has developed key skills in recruitment and employee Relations.

With a bachelor's degree in human resources management and internships in diverse sectors, Haitham brings a blend of practical experience and a passion for fostering positive workplace environments. Fluent in both Arabic and English.

For personal use only

Management Support Team

MANISH GURJAR

Mines Manager
B.Tech in Mining. Mechanical Diploma

Mining Professional with over 7 years of multi-commodity experience in open pit mining, specializing in mine management, drilling and blasting, contract management planning, regulatory compliance, and sustainable mining practices. Holder of a First Class Mine Manager Certificate, demonstrating a strong commitment to safety and operational excellence. Proven track record in overseeing efficient mine operations, particularly in lead, zinc, iron and chromite commodities.

Previously exemplified by his role as Deputy Manager of Mine Operations at Tata Steel. Skilled in strategic project planning & sustainable development practices, He excel at optimizing resource extraction while adhering to industry regulations and sustainability initiatives. His ability to lead cross-functional teams and manage complex projects positions as a valuable asset in advancing operational goals and driving continuous improvement within the mining sector.

MIRZA RIAJ BAIG

Electrical Maintenance Lead
B.Tech, Electrical Engineering

Mr. Mirza has over 14 years of experience in Commissioning, Operations & Maintenance in Metal and Mining industries in India and Saudi Arabia. He has worked with leading companies like Kirloskar Ferrous, Vedanta Aluminium, Ma'aden Bauxite & Alumina Company, and Tata Power.

He has an extensive background in plant maintenance activities in Metal, Mining and Power sector. He has been responsible for Critical Troubleshooting, Emergency Power Restoration and Maintenance work execution with utmost Safety standard. Currently he is leading the electrical team for overall plant operation and maintenance.

MOHAMMAD IMROZ AHMAD

Process Superintendent
B.Tech (Chemical Engineering) and MBA (Business Analytics)

Mr. Mohammad Imroz has 15+ years of diverse experience in project commissioning, operations, procurement, and technical services in the metal & mining industries in India.

Before joining AHRL, he worked with leading metal & mining companies in India such as Hindalco Industries (Aditya Birla Group) where he was involved in process and technical services for 10+ years. Before ABG he was associated with Vedanta Resources Plc for 5 years and worked in different units like Pantnagar Metal Plant (HZL), Vedanta Aluminium. He has extensive experience in greenfield and brawn field projects and commissioning.

He has significant experience in CAPEX & OPEX planning, training and development, and system implementation in the plant.

For personal use only

For personal use only

Management Support Team

NISHU KHAN

Manager Technical Purchase and Inventory Control
B.Tech, Mechanical Engineering (Aligarh Muslim University)

Mr. Nishu has 14+ years of diverse experience in maintenance, commissioning, and project operations. He worked with leading companies such as Hindustan Zinc Limited and Vedanta Resources, prior to joining AHRL.

Nishu has wide experience in Alumina Refinery, Aluminium Smelter, Zinc and Lead Beneficiation Plant, Silver Refinery, Zinc & Lead Casting and Melting Unit and Thermal Power Plant. He has been engaged in initiating, implementing, and managing the plant maintenance program based on best practices in the industry, with an emphasis on planning & scheduling and preventive & predictive maintenance.

He has a good command in ERP systems such as SAP PM and MM modules. He is certified in First Aid from the Red Cross Society, Aluminium Smelter Training Certification from Chalco Guangzhou – China, Hydraulics and Pneumatics Maintenance Certification from CRISP, Conveyor Maintenance Certification from Martin, Hydraulics Level-2 Maintenance Certification from EATON, Coating and Lining Certification by MARCEP and many others.

JAI PRAKASH MEEL

Mechanical Maintenance Lead
B.Tech (Mechanical Engineering)

A Dynamic Mechanical Engineer with nearly 16 years of extensive experience in operations, maintenance, and project management within the minerals processing and production plant industries. In previous assignment he served as Manager Mechanical Maintenance at Somika Group in DR Congo. His expertise includes managing complex mechanical operations, overseeing the installation and maintenance of various equipment, and optimizing processes to enhance performance and safety. Adept at technical problem-solving, project budgeting, and inventory control, with a strong commitment to continuous improvement and team collaboration.

BHERU SINGH

Instrumentation Lead
B.Tech (Electronics Instrumentation and Control Engineering)

A Dynamic engineering professional with over 14 years of extensive experience in Commissioning Operations & Power Plant Maintenance and Instrumentation & Control (I&C), specializing in DCS and PLC configuration, fault diagnosis, and performance improvement projects. Adept at managing critical operations, enhancing process safety, and implementing digitalisation initiatives, with a proven ability to lead teams and foster strong relationships. Known for strong analytical and problem-solving skills, committed to optimizing asset performance and achieving organisational objectives in fast-paced environments.

Prior to joining AHRL, he worked with Kepco Plant Services and Engineering Co. Ltd.

2024
DIRECTORS' REPORT

The Directors present their report on Alara Resources Limited (**Company** or **Alara** or **AUQ**) and the entities it controlled at the end of or during the financial year ended 30 June 2024 (the **Consolidated Entity**).

For personal use only

For personal use only

Material Business Risks

The Company's future revenue projections are strongly linked to the world copper price. The copper price is, in turn, dependent on demand for copper, particularly the extent to which that demand may increase in connection with the anticipated transition of the world's vehicle fleet to electric power. At the date of this report the LME spot copper price is USD 9982.50 per tonne, relatively close to its historic high of $10,856.50 in May this year. Projections for copper demand are favourable to the Company. Demand is projected to significantly exceed supply for at least the next five years. The Company's mine has a life of 10 years.

The Company's copper-gold mine is in Oman. Oman has a history of political stability. No change to that state of affairs is anticipated in the foreseeable future.

The Company maintains good relations with landowners in the vicinity of its project. There are no indigenous landholdings in the area. Environmental risks in the Company's mine are modest and are being managed with appropriate systems and technology. The risk of an environmental incident are considered low and easily manageable. The Company considers that the risk to its social licence is low and manageable.

Mineral Tenements

The current status of all mineral tenements and applications for the Daris and Awtad Projects are presented in the table below.

			Exploration Licence				Mining Licence within EL		
Block Name	Licence Owner	Alara JV Interest	Area	Date of Grant	Date of Expiry	Status	Area	Date of Application	Status
Block 7	Al Tamman Trading and Est. LLC	50% (earn into 70%)	587km^2	Nov 2009	Feb 2016	Pending	Daris 345 & East	Resub-mitted 2018	Pending
Block 8	Awtad Resources LLC	10% (earn into 70%)	597km^2	Nov 2009	Oct 2013	Active	N/A	N/A	N/A

Corporate Information

Alara is a company limited by shares incorporated in Western Australia.

Principal Activities

The principal activities of entities within the Consolidated Entity during the year were the exploration, evaluation and development of mineral exploration licenses in Oman.

Significant Changes in the State of Affairs

There have been no significant changes in the state of affairs of the Consolidated Entity save as otherwise disclosed in this Directors' Report or the financial statements and notes thereto.

Dividends

No dividends have been paid or declared during the financial year.

Operating Results

	2024 $	2023 $
Consolidated		
Total revenue	5,500,421	25,297
Total expenses	(16,125,650)	(2,757,689)
Profit/loss before tax	**(10,625,229)**	**(2,732,392)**
Income tax benefit	–	–
Profit/loss after tax	**(10,625,229)**	**(2,732,392)**

Profit/(Loss) per Share

	2024	2023
Consolidated		
Basic profit/(loss) per share (cents)	(0.81)	(0.27)
Diluted profit/(loss) per share (cents)	(0.81)	(0.27)
Weighted average number of ordinary shares outstanding during the year used in the calculation of basic loss per share	718,087,541	715,810,289
Weighted average number of ordinary shares outstanding during the year used in the calculation of diluted loss per share	718,920,791	718,015,877

Cash Flows

	2024 $	2023 $
Consolidated		
Net cash flow used in operating activities	(12,000,778)	(1,554,524)
Net cash flow from investing activities	(19,088,862)	(51,981,341)
Net cash flow provided by financing activities	31,794,218	54,690,693
Net change in cash held	704,578	1,154,828
Effect of exchange rates on cash	(5,511)	52,126
Cash held at year end	**4,355,812**	**3,656,745**

For personal use only

For personal use only

Financial Position

Outlined below is the Consolidated Entity's financial position and prior year comparison.

	2024 $	2023 $
Consolidated		
Cash	4,355,812	3,656,745
Trade and other receivables	4,842,437	924,905
Exploration & evaluation	4,689,128	4,713,750
Mine properties & development assets	83,191,138	98,618,098
Investment in associates	354,716	151,558
Term deposits	329,963	802,710
Other current assets	141,742	142,440
Inventory	7,212,316	
Advance to Subcontractors	1,805,416	5,990,041
Non-Current assets	65,027,286	2,660,045
Total assets	**171,949,954**	**117,660,291**
Trade and other payables	53,797,327	21,566,739
Financial liabilities	97,183,638	66,837,435
Provisions	364,199	175,195
Total liabilities	**151,345,164**	**88,579,369**
Net assets	**20,604,790**	**29,080,923**
Issued capital	68,722,146	68,722,146
Reserves	15,061,404	14,254,956
Accumulated losses	(65,085,620)	(59,292,998)
Parent interest	**18,697,930**	**23,684,104**
Non-controlling interest	1,906,860	5,396,8159
Total equity	**20,604,790**	**29,080,923**

Issued Capital

Fully paid ordinary shares, listed options and unlisted options on issue in the Company as at the date of this report are as follows:

	Fully paid shares quoted on ASX	Listed options	Unlisted options	Securities
	718,087,541	–	182,854,885	
Total	**718,087,541**	**–**	**182,854,885**	**900,942,426**

Unlisted Options

No unlisted options were issued during the reporting period.

For personal use only

Likely Developments and Expected Results

During the 2024-25 financial year the Consolidated Entity intends to rectify the issue with the tailing filter press (discussed above) in the copper-gold processing plant at the Al Wash-hi Majaza mine to bring the plant up to full production capacity. The Company will continue the production and sale of copper and gold from the mine.

The Company intends to continue exploration, evaluation and development activities in relation to its other mineral exploration licences in Oman, and to apply for and participate in option processes for the award of further exploration licences in Oman and Saudi Arabia, in the 2024-25 financial year. The likely results of these activities will depend on a range of geological, technical and economic factors.

Environmental Regulation and Performance

The Consolidated Entity holds licences and abides by Acts and Regulations issued by the relevant mining and environmental protection authorities of the countries in which the Consolidated Entity operates. These licences, Acts and Regulations specify limits and regulate the management of discharges to the air, surface waters and groundwater associated with exploration and mining operations as well as the storage and use of hazardous materials. There have been no significant breaches of the Consolidated Entity's licence conditions.

Board of Directors

The Directors of the Company in office during the financial year and until the date of this report are as follows:

- Stephen Gethin, Chairman
- Atmavireshwar Sthapak, Managing Director
- Vikas Jain
- Sanjeev Kumar
- Devaki Khimji
- Farrokh Masani

The qualifications, experience and special responsibilities of the Directors are provided on pages 26 to 27.

Directors' Interests in Shares and Options

As at the end of the reporting period, the relevant interests of the Directors in shares and options held in the Company are:

Director	Fully Paid Ordinary Shares	Options
Stephen Gethin	1,500,000	–
Atmavireshwar Sthapak	3,862,051	3,333,000
Vikas Jain	37,745,930	–
Sanjeev Kumar	–	–
Devaki Khimji	–	–
Farrokh Masani	12,142,581	–

Directors' Meetings

The number of meetings and resolutions of Directors (including meetings of committees of directors) held during the year and the number of meetings (or resolutions) attended by each Director were as follows:

		Board		Audit Committee		Remuneration and Nomination Committee	
Director	● Appointment/ ● Resignation	Meetings Attended	Max Possible	Meetings Attended	Max Possible	Meetings Attended	Max Possible
Stephen Gethin	● 28 Jun 2020	8	9	2	2	0	0
Atmavireshwar Sthapak	● 22 Sep 2015	9	9	2	2	–	–
Vikas Jain	● 6 Apr 2016	9	9	2	2	0	0
Sanjeev Kumar	● 23 Oct 2020	8	9	–	–	–	–
Devaki Khimji	● 2 Feb 2022	8	9	–	–	–	–
Farrokh Masani	● 2 Feb 2022	6	9	–	–	–	–

For personal use only

Audit Committee

The Audit Committee currently comprises Non-Executive Directors Vikas Jain (Committee Chairman) (appointed 6 April 2016), Non-Executive Company Chairman Stephen Gethin (appointed 2 July 2020) and Managing Director Atmavireshwar Sthapak (appointed 28 September 2016).

The Audit Committee has a formal charter to prescribe its objectives, duties and responsibilities, access and authority, composition, membership requirements of the Committee and other administrative matters. Its function includes reviewing and approving the audited annual and reviewed half-yearly financial reports, ensuring a risk management framework is in place, reviewing and monitoring compliance issues, reviewing reports from management and matters related to the external auditor. The Audit Committee Charter may be viewed and downloaded from the Company's website.

Remuneration Report

The information in this Remuneration Report has been audited. This Remuneration Report details the nature and amount of remuneration for each Director and Company Executive (being a Company Secretary or senior manager with authority and responsibility for planning, directing and controlling the major activities of the Company or Consolidated entity, directly or indirectly) (Key Management Personnel or KMP) of the Consolidated Entity in respect of the financial year ended 30 June 2024.

Directors	
Stephen Gethin	Chairman
Atmavireshwar Sthapak	Managing Director
Vikas Jain	Non-Executive Director
Sanjeev Kumar	Non-Executive Director
Devaki Khimji	Non-Executive Director
Farrokh Masani	Alternate Director

Executives	
Dinesh Aggarwal	Company Secretary
Avigyan Bera	CEO, AHRL
Mohammed Qamar	GM Plant Operations, AHRL
Mobashirul Hoda	HSC Head, AHRL
Mohammad Imroz	Process Superintendent, AHRL
Ahmad Nishith Chandra	Head of HR, AHRL
Gautam Jain	Financial Controller, AHRL

Remuneration and Nomination Committee

The Remuneration and Nomination Committee currently comprises Non-Executive Board Chairman, Stephen Gethin (Committee Chairman, appointed 2 July 2020), Non-Executive Director, Vikas Jain (appointed 6 April 2016) and Managing Director Atmavireshwar Sthapak appointed 28 June 2016).

The Remuneration and Nomination Committee has a formal charter to prescribe its purpose, key responsibilities, composition, membership requirements, powers and other administrative matters. The Committee has a remuneration function (with key responsibilities to make recommendations to the Board on policy governing the remuneration benefits of the Managing Director and Executive Directors, including equity-based remuneration and assist the Managing Director to determine the remuneration benefits of senior management and advise on those determinations) and a nomination function (with key responsibilities to make recommendations to the Board as to various Board matters including the necessary and desirable qualifications, experience and competencies of Directors and the extent to which these are reflected in the Board, the appointment of the Chairman and Managing Director, the development and review of Board succession plans and addressing Board diversity). The Remuneration and Nomination Committee Charter may be viewed and downloaded from the Company's website.

For personal use only

Remuneration Policy

The Board (with guidance from the Remuneration and Nomination Committee) determines the remuneration structure of all Key Management Personnel having regard to the Consolidated Entity's strategic objectives, scale and scope of operations and other relevant factors, including experience and qualifications, length of service, market practice, the duties and accountability of Key Management Personnel and the objective of maintaining a balanced Board which has appropriate expertise and experience, at a reasonable cost to the Company. The Board recognises that the performance of the Company depends upon the quality of its Directors and Executives. To achieve its financial and operating objectives, the Company must attract, motivate and retain highly skilled Directors and Executives.

The Company embodies the following principles in its remuneration framework:

- Provide competitive rewards to attract and retain high calibre Executives.
- Structure remuneration at a level that reflects the Executive's duties and accountabilities and is competitive.

Remuneration Structure

The structure of Non-Executive Director and Executive Director remuneration is separate and distinct.

Director Remuneration

Objective

The Board seeks to set aggregate remuneration (for Directors) at a level which provides the Company with the ability to attract and retain directors of the highest calibre, whilst incurring a cost which is acceptable to shareholders.

Structure

Each Non-Executive Director receives a fee for serving as a Director of the Company and on relevant Board Committees, if applicable. The level of each Non-Executive Director's fee is commensurate with the workload and responsibilities undertaken. According to the Company's Constitution and the ASX Listing Rules, the aggregate remuneration of Non-Executive Directors must not exceed an amount determined by the Shareholders from time to time at a General Meeting (Non-Executive Fee Pool). An amount up to the Non-Executive Fee Pool is then allocated among the Non-Executive Directors as Directors' fees, as determined by the Board on the recommendation of the Remuneration and Nomination Committee (Remuneration Committee). The Non-Executive Fee Pool, set by Shareholders at the Annual General Meeting held on 26 May 2011, is AUD 275,000 per annum. Shareholders determined the amount of the Non-Executive Fee Pool having regard to the recommendation of the Board. That recommendation was, in turn, based on the recommendation of the Remuneration Committee, made based on a consideration of fees paid to non-executive directors of comparable companies.

Managing Director and Senior Executive Remuneration

Objective

The Company aims to reward executives with a level and mix of remuneration commensurate with their position and responsibilities within the Company and so as to ensure total remuneration is competitive by market standards. Formal employment contracts are entered into with the Managing Director and senior executives. Details of these contracts are outlined later in this report.

For personal use only

Consequences of Company Performance on Shareholder Wealth

In considering the Company's performance and creation of value for shareholders, the Board had regard to the following information in relation to the current financial year and the previous four years:

Item	2024	2023	2022	2021	2020
Total Equity (AUD)	20.9m	29.1m	22.9m	21.5m	22.9m
Basic earnings/(loss) per share (AUD)	(0.81)	(0.27)	(0.19)	(0.24)	0.04
Net Profit/(Loss) attributable to members (AUD)	(5,792,626)	(1,914,019)	(1,316,222)	(1,622,329)	273,985
Market Capitalisation (AUD)	35.9m	20.1m	31.0m	9.9m	8.3m

Fixed Remuneration

During the financial year, the Key Management Personnel of the Company are paid a fixed base salary/fee per annum plus applicable employer superannuation contributions, as detailed below (Details of Remuneration Provided to Key Management Personnel).

Performance Related Benefits/Variable Remuneration

Performance-related benefits/variable remuneration payable to Key Management Personnel is disclosed in the table Details of Remuneration Provided to Key Management Personnel. Current Managing Director Atmavireshwar Sthapak was paid allowances including housing and vehicle allowances and medical insurance.

Special Exertions and Reimbursements

Pursuant to the Company's Constitution, each:

- Non-Executive Director is entitled to receive payment for the performance of extra services, or the undertaking of special exertions, at the request of the Board for Company purposes.
- Each Director is entitled to reimbursement of all reasonable expenses (including traveling and accommodation) which they incur for the purpose of attending Board and Board Committee meetings, the business of the Company, or in performing their duties as a Director.

Post-Employment Benefits

Other than employer contributions to nominated complying superannuation funds (where applicable) and entitlements to accrued unused annual and long service leave (where applicable), the Company does not provide retirement benefits to Key Management Personnel.

The Company notes that Shareholders' approval is required where a Company proposes to make a "termination payment" (for example, a payment in lieu of notice, a payment for a post-employment restraint and payments made as a result of the automatic or accelerated vesting of share based payments) in excess of one year's "base salary" (defined as the average base salary over the previous 3 years) to a Director or any person who holds a managerial or executive office.

Long-Term Benefits

Other than early termination benefits disclosed in "Employment Contracts" below, Key Management Personnel have no right to termination payments, save for payment of accrued unused annual and long service and/or end of service leave (where applicable).

Details of Remuneration Provided to Key Management Personnel

Key Management Personnel	Performance based	Fixed	At risk STI	Option related	Short-term benefits: Salary and fees	Short-term benefits: Allowances[1]	Short-term benefits: Cash Bonus	Short-term benefits: Non-cash[2]	Short-term benefits: Other[3]	Post-employment benefits: Superannuation	Post-employment benefits: Termination	Other long-term benefits: Other	Equity based benefits: Options	Total
2024	%	%	%	%	$	$	$	$	$	$	$	$	$	$
Executive Director														
Atmavireshwar Sthapak	–	100%	–	–	372,743	27,840	–	–	–	–	–	31,062	–	431,645
Non-Executive Directors														
Stephen Gethin	–	100%	–	–	82,500	–	–	–	–	–	–	–	–	82,500
Vikas Jain	–	100%	–	–	50,000	–	–	–	–	–	–	–	–	50,000
Sanjeev Kumar	–	100%	–	–	25,000	–	–	–	–	–	–	–	–	27,523
Devaki Khimji	–	100%	–	–	27,500	–	–	–	–	–	–	–	–	27,500
Farrokh Masani	–	100%	–	–		–	–	–	–	–	–	–	–	-
Company Secretary														
Dinesh Aggarwal[4]	–	100%	–	–	47,317	–	–	–	–	–	–	–	–	47,317
Chief Executive Officer – AHRL														
Avigyan Bera	–	100%	–	–	81,538	25,626	–	–	–	–	–	–	–	107,164
Mohammed Qamar	–	100%	–	–	81,538	34,945	–	–	–	–	–	–	–	116,483
Mobashirul Hoda	–	100%	–	–	60,571	23,296	–	–	–	–	–	–	–	83,867
MD Imroz Khan	–	100%	–	–	44,263	41,934	–	–	–	–	–	–	–	86,197
Nishith Chandra	–	100%	–	–	9,707	6,057	–	–	–	–	–	–	–	15,764
Gautam Jain	–	100%	–	–	11,648	6,212	–	–	–	–	–	–	–	17,860

(1) Allowances are based on the executive employment agreement and may include expat allowance, company car allowance, rent allowance and security bond and school-fee allowance received from subsidiaries and related joint venture entities.
(2) Non-cash benefits include net leave and/or end of service gratuity accrued or paid to relevant labour laws.
(3) Other short-term benefits consist of exchange gain/(loss) due to foreign currency translation from Oman Riyal to Australia Dollars on Mr. Bera's salary.
(4) Remuneration, in his capacity as Company Secretary, paid to Fortuna Advisory Group.

Key Management Personnel	Performance based	Fixed	At risk STI	Option related	Short-term benefits: Salary and fees	Short-term benefits: Allowances[1]	Short-term benefits: Cash Bonus	Short-term benefits: Non-cash[2]	Short-term benefits: Other	Post-employment benefits: Superannuation	Post-employment benefits: Termination	Other long-term benefits: Other	Equity based benefits: Options	Total
2023	%	%	%	%	$	$	$	$	$	$	$	$	$	$
Executive Director														
Atmavireshwar Sthapak	–	100%	–	–	355,718	27,740	–	–	–	–	–	31,293	–	414,751
Non-Executive Directors														
Stephen Gethin	–	100%	–	–	75,000	–	–	–	–	–	–	–	–	75,000
Vikas Jain	–	100%	–	–	50,000	–	–	–	–	–	–	–	–	50,000
Sanjeev Kumar	–	100%	–	–	23,935	–	–	–	–	2,523	–	–	–	26,458
Devaki Khimji	–	100%	–	–	16,042	–	–	–	–	–	–	–	–	27,500
Farrokh Masani	–	100%	–	–		–	–	–	–	–	–	–	–	-
Company Secretary														
Dinesh Aggarwal[3]	–	100%	–	–	110,400	–	–	–	–	–	–	–	–	110,400
Chief Executive Officer – AHRL														
Avigyan Bera	–	100%	–	–	79,798	26,795	–	–	–	–	–	3,423	–	110,016

(1) Allowances are based on the executive employment agreement and may include expat allowance, company car allowance, rent allowance and security bond and school-fee allowance received from subsidiaries and related joint venture entities.
(2) Non-cash benefits include net leave and/or end of service gratuity accrued or paid to relevant labour laws.
(3) Appointed 2 July 2020. Remuneration, in his capacity as Company Secretary, paid to Fortuna Advisory Group.

For personal use only

For personal use only

Equity Based Benefits

The Company provided no equity based benefits (e.g. grant of shares or options) to Key Management Personnel during the financial year. No shares were issued as a result of the exercise of options held by Key Management Personnel during the financial year.

Options Lapsed During the Year

The following options lapsed or were cancelled during the reporting period.

— 1,666,000 options (issued to Managing Director Atmavireshwar Sthapak on 23 December 2021 each exercisable over one fully paid, ordinary, share in the Company with an exercise price of AUD 0.03 per share) expired on 30 April 2024.

— 2,500,000 options (issued to Managing Director Atmavireshwar Sthapak on 23 December 2021 each exercisable over one fully paid, ordinary, share in the Company with an exercise price of AUD 0.03 per share) expired on 30 June 2024.

Details of Shares Held by Key Management Personnel

	Ordinary Fully Paid Shares				
2023-2024 Director/KMP	Balance at 1 July 2023	Balance at appointment(1)	Net change	Balance at cessation[1]	Balance at 30 June 2024
Stephen Gethin	1,500,000		–		1,500,000
Atmavireshwar Sthapak	3,862,051		–		3,862,051
Vikas Jain	37,745,930		–		37,745,930
Sanjeev Kumar	–		–		–
Dinesh Aggarwal	8,555,725		–		8,555,725
Devaki Khimji	–		–		–
Farrokh Masani	10,676,187		1,466,394		12,142,581

(1) Applies where the Director was appointed, or ceased as a Director, during the reporting period.

	Ordinary Fully Paid Shares				
2022–2023 Director/KMP	Balance at 1 July 2022	Balance at appointment(1)	Net change	Balance at cessation[1]	Balance at 30 June 2023
Stephen Gethin	–		1,500,000		1,500,000
Atmavireshwar Sthapak	3,862,051		–		3,862,051
Vikas Jain	37,745,930		–		37,745,930
Sanjeev Kumar	–		–		–
Dinesh Aggarwal	6,055,725		2,500,000		8,555,725
Devaki Khimji	–	–	–		–
Farrokh Masani	10,422,687	–	253,500		10,676,187

(1) Applies where the Director was appointed, or ceased as a Director, during the reporting period.

Details of Options Held by Key Management Personnel

The only options held by Key Management Personnel are those disclosed above under the heading "Equity Based Benefits".

For personal use only

Employment Contracts

(a) Managing Director – Atmavireshwar Sthapak

Atmavireshwar Sthapak was appointed Managing Director on 27 July 2020. The material terms of his contract in effect during the reporting period were as follows[5]:

- Annual base salary of AUD 324,278 per annum;
- Housing allowance of up to AUD 41,406 per annum;
- Vehicle allowance – up to AUD 77,637 per annum, plus pay the costs of keeping the vehicle fuelled, maintained and registered;
- Compulsory statutory "end of service" payments due under Oman Labour Law;
- Standard annual leave (20 days) and personal/sick leave (10 days paid) entitlements plus any additional entitlements prescribed under Oman Labour Law; and
- Either party may terminate the agreement by providing three months' notice.
- Long-term incentive: The Managing Director's Options, as detailed above formed part of his long-term incentive but since the end of the reporting period have now all expired.

(b) Other Executives

Details of the material terms of formal employment/consultancy agreements (as the case may be) between the Company and other Key Management Personnel during the period are as follows:

KMP Postion(s) held	Base Salary/Fees per annum	Other Key Terms
Stephen Gethin Chairman	AUD 75,000 plus GST per annum.	N/A
Dinesh Aggarwalt Company Secretary	The Company pays Fortuna Advisory Group AUD 110,400 as a combined amount for Company Secretarial and Chief Financial Officer services. Mr Aggarwal is a consultant to Fortuna Advisory Group through Fortuna Accountants and Business Advisors, of which he is Managing Director.	N/A

Other Benefits Provided to Key Management Personnel

No Key Management Personnel has during or since the end of the financial year, received or become entitled to receive a benefit, other than a remuneration benefit as disclosed above, by reason of a contract made by the Company or a related entity with the Director or with a firm of which he is a member, or with a Company in which he has a substantial interest. There were no loans to directors or executives during the reporting period.

Employee Share Option Plan

The Company has an Employee Share Option Plan (the ESOP) which was most recently approved by shareholders at the 2017 Annual General Meeting. The ESOP was developed to assist in the recruitment, reward, retention and motivation of employees (excluding Directors) of Alara. Under the ESOP, the Board will nominate personnel to participate and will offer options to subscribe for shares to those personnel. A summary of the terms of ESOP is set out in Annexure A to Alara's Notice of Annual General Meeting and Explanatory Statement for its 2017 AGM.

Director's Loan Agreements

There were no loan agreements with the Directors during the year.

Securities Trading Policy

The Company has a Securities Trading Policy, a copy of which is available for viewing and downloading from the Company's website.

For personal use only

Voting and Comments on the Remuneration Report at the 2023 Annual General Meeting

At the Company's most recent Annual General Meeting (AGM), a resolution to adopt the Remuneration Report for the previous reporting period was put to a shareholders' vote and passed unanimously on a show of hands with the proxies received also indicating 99.31% support for adopting the Remuneration Report.[1] No comments were made on the Remuneration Report at the AGM.

(1) Refer Alara's 17 November 2017 ASX Announcement: Results of Meeting.

Engagement of Remuneration Consultants

The Company did not engage a remuneration consultant during the year.

The Board has established a policy for engaging external remuneration consultants. The policy includes a requirement for the Remuneration and Nomination Committee to:

- approve all engagements of remuneration consultants;
- receive remuneration recommendations from remuneration consultants (to the exclusion of persons not members of the Committee) regarding Key Management Personnel; and
- ensure that the making of remuneration recommendations is free from undue influence by the member or members of the Key Management Personnel to whom the recommendation relates.

This concludes the audited Remuneration Report.

Directors' and Officers' Insurance

The Company insures Directors and Officers against liability they may incur in respect of any wrongful acts or omissions made by them in such capacity (to the extent permitted by the *Corporations Act 2001*) (**D&O Policy**). Details of the amount of the premium paid in respect of the D&O Policy is not disclosed as such disclosure is prohibited under the terms of the policy.

Directors' Deeds

In addition to the rights of indemnity provided under the Company's Constitution (to the extent permitted by the Corporations Act), the Company has also entered into a deed with each of the Directors and the Secretary (each an **Officer**) to regulate certain matters between the Company and each Officer, both during the time the Officer holds office and after the Officer ceases to be an officer of the Company, including the following matters:

- The Company's obligation to indemnify an Officer for liabilities or legal costs incurred as an officer of the Company (to the extent permitted by the Corporations Act).
- Subject to the terms of the deed and the Corporations Act, the Company may advance monies to Officers to meet any costs or expenses of the Officer incurred in circumstances relating to the indemnities provided under the deed and before the outcome of legal proceedings brought against the Officer.

Legal Proceedings on Behalf of Consolidated Entity (Derivative Actions)

No person has applied for leave of a court to bring proceedings on behalf of the Consolidated Entity or intervene in any proceedings to which the Consolidated Entity is a party for the purpose of taking responsibility on behalf of the Consolidated Entity for all or any part of such proceedings and the Consolidated Entity was not a party to any such proceedings during and since the financial year.

Auditor

Details of the amounts paid or payable to the Company's auditors (In.Corp Audit & Assurance Pty Ltd for the year ended 30 June 2024 and RSM Chartered Accountants for the Oman entity audits) for audit and non-audit services provided during the financial year are set out below (refer to Note 5 of the Notes to the Consolidated Financial Statements):

Audit and Review Fees $	Fees for Other Non-Audit Services $	Total $
35,617	–	35,617

No non-audit services were provided by the Auditors during the year.

Auditor's Independence Declaration

A copy of the Auditor's Independence Declaration as required under section 307C of the *Corporations Act 2001* forms part of this Directors Report and is set out on page 49.

Events Subsequent to Reporting Date

The Directors are not aware of any matters or circumstances at the date of this Directors' Report, other than those referred to in this Directors' Report or the financial statements or notes thereto, that have significantly affected or may significantly affect the operations, the results of operations or the state of affairs of the Company and Consolidated Entity in subsequent financial years.

Signed for and on behalf of the Directors in accordance with a resolution of the Board:

Atmavireshwar Sthapak
Managing Director
30 September 2024

For personal use only

In.Corp
Vision To Reality

CHARTERED ACCOUNTANTS™
AUSTRALIA • NEW ZEALAND

AUDITOR'S INDEPENDENCE DECLARATION UNDER SECTION 307C OF THE *CORPORATIONS ACT 2001*

In.Corp Audit & Assurance Pty Ltd
ABN 14 129 769 151

Level 1
6-10 O'Connell Street
SYDNEY NSW 2000

Suite 11, Level 1
4 Ventnor Avenue
WEST PERTH WA 6005

GPO BOX 542
SYDNEY NSW 2001

T +61 2 8999 1199
E team@incorpadvisory.au
W incorpadvisory.au

To the directors of Alara Resources Limited:

As lead auditor of the audit of Alara Resources Limited for the year ended 30 June 2024, I declare that, to the best of my knowledge and belief, there have been:

- no contraventions of the auditor independence requirements of the *Corporations Act 2001* in relation to the audit; and
- no contraventions of any applicable code of professional conduct in relation to the audit.

This declaration is in respect of Alara Resources Limited and the entities it controlled during the year.

In.Corp Audit & Assurance Pty Ltd

Daniel Dalla
Director

30 September 2024

For personal use only

Liability limited by a scheme approved under Professional Standards Legislation

For personal use only

For personal use only

2024
FINANCIAL REPORT

Consolidated Statement of Profit or Loss and Other Comprehensive Income

For the year ended 30 June 2024

	Note	2024 $	2023 $
Revenue	3	5,462,901	–
Other income	3	37,520	25,297
Gain/(Loss) on Forex	3	74,313	(72,793)
Production		(3,267,721)	–
Personnel		(2,737,044)	(936,187)
Occupancy costs		(266,434)	(46,225)
Finance expense		(2,216,834)	(14,641)
Corporate expenses		(86,279)	(204,750)
Administration expenses		(1,396,991)	(771,907)
Share of profit/(losses) of associates	11	203,158	52,638
Depreciation		(6,431,684)	(763,824)
PROFIT/(LOSS) BEFORE INCOME TAX		**(10,625,095)**	**(2,732,392)**
Income tax benefit	4	–	–
PROFIT/(LOSS) FOR THE YEAR		**(10,625,095)**	**(2,732,392)**
Other comprehensive income:			
Items that may be reclassified subsequently to profit or loss:			
Exchange differences on translation of foreign operations		806,448	1,785,027
TOTAL OTHER COMPREHENSIVE INCOME/(LOSS)		**806,448**	**1,785,027**
TOTAL COMPREHENSIVE INCOME/(LOSS) FOR THE YEAR		**(9,818,647)**	**(947,365)**
Profit/(loss) attributable to:			
Owners of Alara Resources Limited		(5,792,626)	(1,914,019)
Non-controlling interest		(4,832,602)	(818,373)
		(10,625,228)	**(2,732,392)**
Total comprehensive income/(loss) for the year attributable to:			
Owners of Alara Resources Limited		(4,986,178)	(128,992)
Non-controlling interest		(4,832,602)	(818,373)
		(9,818,780)	**(947,365)**
Earnings/loss per share:			
Basic earnings/(loss) per share cents	6	(0.81)	(0.27)
Diluted earnings/(loss) per share cents	6	(0.81)	(0.27)

The accompanying notes form part of this consolidated financial statement.

For personal use only

Consolidated Statement of Financial Position

As at 30 June 2024

	Note	2024 $	2023 $
Current assets			
Cash and cash equivalents	7	4,355,812	3,656,745
Trade and other receivables	8	4,842,437	924,905
Other current assets	9	141,742	142,440
Inventory		7,212,316	–
Financial assets	10	329,963	802,710
TOTAL CURRENT ASSETS		**16,882,270**	**5,526,800**
Non-current assets			
Financial assets	10	806,042	507,651
Investment in Associate	11	354,715	151,557
Borrowing cost	12	480	482
Property, plant and equipment	13	36,423,933	2,151,911
Mine properties	13	100,537,641	98,618,098
Development assets	13	10,450,327	–
Exploration and evaluation	14	4,689,128	4,713,750
Advance to Subcontractors		1,805,416	5,990,041
TOTAL NON-CURRENT ASSETS		**155,067,684**	**112,133,492**
TOTAL ASSETS		**171,949,954**	**117,660,292**
Current liabilities			
Trade and other payables	15	53,797,327	21,566,739
Provisions	16	364,199	175,195
Financial liability	17	19,099,990	19,791
TOTAL CURRENT LIABILITIES		**73,261,516**	**21,761,725**
Non-current liabilities			
Financial liabilities	17	78,083,648	66,817,644
TOTAL NON-CURRENT LIABILITIES		**78,083,648**	**66,817,644**
TOTAL LIABILITIES		**151,345,164**	**88,579,369**
NET ASSETS		**20,604,790**	**29,080,923**
Equity			
Issued capital	18	68,722,146	68,722,146
Reserves	19	15,061,404	14,254,956
Accumulated losses		(65,085,620)	(59,292,994)
Parent interest		**18,697,930**	**23,684,108**
Non-controlling interest		1,906,860	5,396,815
TOTAL EQUITY		**20,604,790**	**29,080,923**

The accompanying notes form part of this consolidated financial statement.

For personal use only

Consolidated Statement of Changes in Equity

For the year ended 30 June 2024

	Note	Issued Capital $	Foreign Currency Translation Reserve $	Accumulated Losses $	Transactions with Minority Interests $	Non-Controlling Interest $	Total $
Balance as at 1 July 2022		68,233,860	3,876,076	(57,378,975)	8,593,853	(438,774)	22,886,040
Foreign currency translation reserve		–	1,785,027	–	–	–	1,785,027
Net income and expense recognised directly in equity		–	1,785,027	–	–	–	1,785,027
Transactions with minority interest		–	–	–	–	6,653,962	6,653,962
Profit/(Loss) for the year		–	–	(1,914,019)	–	(818,373)	(2,732,392)
Total comprehensive income/(loss) for the year		–	1,785,027	(1,914,019)		5,835,589	5,706,597
Transactions with owners in their capacity as owners:							
Share placement		488,286	–	–	–	–	488,286
BALANCE AS AT 30 JUNE 2023		**68,722,146**	**5,661,103**	**(59,292,994)**	**8,593,853**	**5,396,815**	**29,080,923**
Balance as at 1 July 2023		68,722,146	5,661,103	(59,292,994)	8,593,853	5,396,815	29,080,923
Options expired		–	–	–	–	–	–
Foreign currency translation reserve		–	806,448	–	–	–	806,448
Net income and expense recognised directly in equity		–	806,448	–	–	–	806,448
Transactions with minority interest		–	–	–	–	1,342,644	1,342,644
Profit/(Loss) for the year		–	–	(5,792,626)	–	(4,832,599)	(10,625,225)
Total comprehensive income/(loss) for the year		–	806,448	(5,792,626)	–	(3,489,955)	(8,476,133)
Transactions with owners in their capacity as owners:							
Share placement	19	–	–	–	–	–	–
Share placement costs	19	–	–	–	–	–	–
BALANCE AS AT 30 JUNE 2024		**68,722,146**	**6,467,551**	**(65,085,620)**	**8,593,853**	**1,906,860**	**20,604,790**

The accompanying notes form part of this consolidated financial statement.

For personal use only

Consolidated Statement of Cash Flows

For the year ended 30 June 2024

	Note	2024 $	2023 $
Cash flows from operating activities			
Receipts from customer/others		2,260,105	–
Interest received		25,170	24,667
Payments to suppliers and employees (inclusive of GST)		(14,286,053)	(1,579,191)
NET CASH FLOWS USED IN OPERATING ACTIVITIES	**7b**	**(12,000,778)**	**(1,554,524)**
Cash flows from investing activities			
Payments for plant and equipment		(191,829)	(3,020,712)
Payments for development and exploration expenditure		(19,090,594)	(49,188,469)
Payments towards term deposits		(193,753)	(22,160)
Loan to other entity (repayment)		(104,688)	–
Proceeds from disposal and redemption of financial assets		492,002	250,000
NET CASH FLOWS USED IN INVESTING ACTIVITIES		**(19,088,862)**	**(51,981,341)**
Cash flows from financing activities			
Capital contributed by non-controlling interests		1,342,644	6,653,964
Proceeds from issuing ordinary shares		–	120,000
Proceeds from borrowings		30,451,574	47,920,749
Cost of issuing ordinary shares		–	(4,020)
NET CASH FLOWS PROVIDED BY FINANCING ACTIVITIES		**31,794,218**	**54,690,693**
NET INCREASE/(DECREASE) IN CASH AND CASH EQUIVALENTS HELD		**704,578**	**1,154,828**
Cash and cash equivalents at beginning of the financial year		3,656,745	2,449,791
Effect of exchange rate changes on cash		(5,511)	52,126
CASH AND CASH EQUIVALENTS AT THE END OF THE FINANCIAL YEAR	**7**	**4,355,812**	**3,656,745**

The accompanying notes form part of this consolidated financial statement.

For personal use only

1. STATEMENT OF ACCOUNTING POLICIES

Material Accounting Policy

The principal accounting policies adopted in the preparation of these financial statements are set out below.

The financial report includes the financial statements for the Consolidated Entity consisting of Alara Resources Limited and its controlled and jointly controlled entities. Alara Resources Limited is a company limited by shares, incorporated in Western Australia, Australia and whose shares are publicly traded on the Australian Securities Exchange (**ASX**).

1.1. Basis of preparation

These general-purpose financial statements have been prepared in accordance with Australian Accounting Standards, Australian Accounting Interpretations, other authoritative pronouncements of the Australian Accounting Standards Board and the *Corporations Act 2001*. Alara Resources Limited is a for-profit entity for the purposes of preparing the financial statements.

Compliance with IFRS

The consolidated financial statements of the Consolidated Entity, Alara Resources Limited, also comply with International Financial Reporting Standards (IFRS) as issued by the International Accounting Standards Board (IASB).

Reporting Basis and Conventions

The financial report has been prepared on an accruals basis and is based on historical costs modified by the revaluation of selected non-current assets, and financial assets and financial liabilities for which the fair value basis of accounting has been applied.

Going Concern Assumption

The financial statements have been prepared on the going concern basis of accounting which assumes the continuity of normal business activities and realisation of assets and settlement of liabilities in the ordinary course of business.

The Group has incurred a loss for the year ended 30 June 2024 of AUD 10,625,228 (2023: Loss AUD 2,732,392) and cash inflows/(outflows) from operating and investing activities of (AUD 31,089,640) (2023: (AUD 53,535,865)). As at 30 June 2024 the Group has a cash at bank balance of AUD 4,355,812 (2023: AUD 3,656,745), bank deposits of AUD 534,942 (2023: AUD 813,985) and working capital of AUD (56, 379,246) (2023: AUD 16,234,925).

Related-party creditors of Al Hadeetha Resources LLC (**AHRL**), including the other shareholders in that JV company, which have contracts for the provision of various mining and construction services to AHRL, agreed subsequent to the balance date to defer current liabilities owing to them of AUD 43,014,201.50.

The directors have prepared a cash flow forecast, which indicates that the Group will have sufficient cash flows to meet all commitments and working capital requirements for the 12-month period from the date of signing this financial report. Based on the cash flow forecast, the directors are satisfied that the going concern basis of preparation is appropriate.

For personal use only

For personal use only

1.2. Foreign Currency Translation and Balances

Functional and presentation currency

The functional currency of each entity within the Consolidated Entity is measured using the currency of the primary economic environment in which that entity operates. The consolidated financial statements are presented in Australian dollars which is the parent entity's functional and presentation currency.

Transaction and balances

Foreign currency transactions are translated into functional currency using the exchange rates prevailing at the date of the transaction. Foreign currency monetary items are translated at the year-end exchange rate. Exchange differences arising on the translation of monetary items are recognised in profit or loss, except where deferred in equity as a qualifying cash flow or net investment hedge. Exchange differences arising on the translation of non-monetary items are recognised directly in equity to the extent that the gain or loss is directly recognised in equity, otherwise the exchange difference is recognised in profit or loss.

Consolidated entity

The financial results and position of foreign operations whose functional currency is different from the Consolidated Entity's presentation currency are translated as follows:

(a) assets and liabilities are translated at year-end exchange rates prevailing at that reporting date;
(b) income and expenses are translated at average exchange rates for the period; and
(c) retained earnings are translated at the exchange rates prevailing at the date of the transaction.

Exchange differences arising on translation of foreign operations are transferred directly to the Consolidated Entity's foreign currency translation reserve in the statement of financial position. These differences are recognised in profit or loss in the period in which the operation is disposed.

1.3. Joint Arrangements

Joint arrangements exist when two or more parties have joint control. Joint control is the contractually agreed sharing of control of an arrangement, which exists only when decisions about the relevant activities require the unanimous consent of the parties sharing control, in the event the Company does not share control the financials are consolidated (or deconsolidated in the event of loss of control) (refer to 1.2 for further information). The Consolidated Entity's joint arrangements are currently of one type:

Joint operations

Joint operations are joint arrangements in which the parties with joint control have rights to the assets and obligations for the liabilities relating to the arrangement. The activities of a joint operation are primarily designed for the provision of output to the parties to the arrangement, indicating that:

- the parties have the rights to substantially all the economic benefits of the assets of the arrangement; and
- all liabilities are satisfied by the joint participants through their purchases of that output. This indicates that, in substance, the joint participants have an obligation for the liabilities of the arrangement.

For personal use only

1.4. Comparative Figures

Certain comparative figures have been adjusted to confirm to changes in presentation for the current financial year.

1.5. Critical Accounting Judgements and Estimates

The preparation of the Consolidated Financial Statements requires Directors to make judgements and estimates and form assumptions that affect how certain assets, liabilities, revenue, expenses and equity are reported. At each reporting period, the Directors evaluate their judgements and estimates based on historical experience and on other various factors they believe to be reasonable under the circumstances, the results of which form the basis of the carrying values of assets and liabilities (that are not readily apparent from other sources, such as independent valuations). Actual results may differ from these estimates under different assumptions and conditions.

Exploration and evaluation expenditure

The Consolidated Entity's accounting policy for exploration and evaluation expenditure being capitalised include the Daris Project where these costs are expected to be recoverable through the successful development of the area or where activities in the area have not yet reached a stage that permits reasonable assessment of the existence or otherwise of economically recoverable reserves. In the case of the Al Hadeetha project, a maiden reserve announcement was issued in December 2016. This policy requires management to make certain estimates to future events and circumstances, in particular whether an economically viable extraction operation can be established. Any such estimates and assumptions may change as new information becomes available. If, after having capitalised the expenditure under the policy, a judgement is made that recovery of the expenditure is not possible, the relevant capitalised amount will be written off to profit or loss.

Impairment of mine development expenditure

The future recoverability of capitalised mine development expenditure is dependent on a number of factors, including the level of proved and probable reserves and measured, indicated and inferred mineral resources, future technological changes which could impact the cost of mining, future legal changes and changes to commodity prices.

To the extent that capitalised mine development expenditure is determined not to be recoverable in the future, this will reduce profits and net assets in the period in which this determination is made.

1.6. New, Revised or Amending Accounting Standards and Interpretations Adopted

The Consolidated Entity has adopted all of the new, revised or amending Accounting Standards and Interpretations issued by the Australian Accounting Standards Board (**AASB**) that are mandatory for the current reporting period. The adoption of these Accounting Standards and Interpretations did not have any significant impact on the financial performance or position of the Consolidated Entity during the financial year.

Any new, revised or amending Accounting Standards or Interpretations that are not yet mandatory have not been early adopted.

1.7. New Accounting Standards and Interpretations not yet Mandatory or Early Adopted

There are no forthcoming standards and amendments that are expected to have a material impact on the group in the current or future reporting periods, or on foreseeable future transactions.

For personal use only

2. PARENT ENTITY INFORMATION

The following information provided relates to the Company, Alara Resources Limited, as at 30 June 2024.

	2024 $	2023 $
Statement of Financial Position		
Current assets	437,074	956,806
Non-current assets	14,519,762	9,497,133
Total assets	**14,956,836**	**10,453,939**
Current liabilities	28,526	27,751
Non-current liabilities	5,469,248	5,627
Total liabilities	**5,497,774**	**33,378**
Net assets	**9,459,062**	**10,420,561**
Issued capital	68,722,146	68,722,146
Accumulated losses	(59,263,084)	(58,301,585)
Total equity	**9,459,062**	**10,420,561**
Profit/(loss) for the year	(961,499)	(590,591)
Total comprehensive income /(loss) for the year	**(961,499)**	**(590,591)**

3. PROFIT/(LOSS) FOR THE YEAR

The operating profit before income tax includes the following items of revenue and expense:

	2024 $	2023 $
Revenue		
Interest	37,520	25,297
Sale of Copper	5,462,901	–
Unrealised forex gain/(loss)	74,313	(72,793)
	5,574,734	**(47,496)**

ACCOUNTING POLICY NOTE

Revenue Recognition
Revenue is recognised to the extent that it is probable that the economic benefits will flow to the Consolidated Entity and the revenue can be reliably measured. All revenue is stated net of the amount of goods and services tax (GST) except where the amount of GST incurred is not recoverable from the Australian Tax Office. The following specific recognition criteria must also be met before revenue is recognised:

- Interest revenue – Interest revenue is recognised on a proportional basis taking into account the interest rates applicable to the financial assets.
- Other revenues – Other revenues are recognised on a receipts basis.

Sale of Copper
Sales revenue is recognised when control transfers to the customers i.e. control passes and sales revenue is recognised when the product is delivered to the vessel or vehicle at port of loading for transportation of goods to the customers' destination. Sales of copper concentrate are recorded on a provisional basis as per standard parameters for want of actual specifications and differential sales value are recorded only on receipt of actual.

Final prices for copper concentrate are normally determined between 30 and 120 days after delivery to the customer. There are subsequent adjustments made to the initial transaction price for the difference in the LME rate considered during the initial transaction and the quotational price; and for any mismatch in the grade of copper concentrate and other parameters in it. Revenue from the sale of significant by-products, such as gold and silver, is included in the sales revenue.

Two shipments of copper-gold concentrate were made by AHRL during the reporting period, in May and June 2024, from which the Company was due AUD 4,813,520 . This amount represented 90% of the provisional price payable for the consignments under the offtake agreement. The remaining part of the final price payable for the shipments is recognised when it has been determined, which occurs after the reporting period.

Copper sales are made under an offtake agreement with Trafigura Pte Ltd. Key terms of the offtake agreement are: Term – Eight years and two months from the commencement of copper concentrate production at the Project, which occurred in May 2024 (Term); Deliverable quantity – the full copper and gold concentrate production of the Washi-hi Project for the Term; Pricing – based on the official London Metal Exchange cash settlement quotation for Grade A copper at the time of delivery.

4. INCOME TAX EXPENSE

The major components of tax expense and the reconciliation of the expected tax expense based on the domestic effective tax rate for the reporting period of 25% (prior period: 25%) and the reported tax expense in profit or loss are as follows:

	2024 $	2023 $
Tax expense comprises:		
(a) Current tax	272,663	206,768
Deferred income tax relating to origination and reversal of temporary differences		
– Origination and reversal of temporary differences	–	–
Deferred tax expense – temporary differences	(28,751)	–
Deferred tax expense – losses	28,751	–
– Utilisation of unused tax losses previously unrecognised	(272,663)	(206,768)
Under/(Over) provision in respect of prior years	–	–
Tax expense	**–**	**–**
Deferred tax expense (income), recognised directly in other comprehensive income		
(b) Accounting profit before tax	(2,732,392)	(2,732,392)
Income tax expense to accounting profit:		
Tax at the Australian tax rate of 25% (prior period: 25%)	(2,571,420)	(683,098)
Assessable amounts	335,787	579,557
Non-deductable expenses	342,828	68,922
Deferred tax asset losses not brought to account	1,212,296	23,769
Non-assessable income – other	–	–
Non-deductible items		
Utilisation of unused tax losses previously unrecognised	(272,663)	(206,768)
Deferred Tax Asset Losses not previously brought to account, now brought to account	(28,751)	7,565
Deferred tax assets recognised/ (not recognised)		
Tax rate difference	981,924	217,998
Under Provision in respect of prior years	–	(7,945)
Income tax expenses (benefit)	**–**	**–**
(c) Recognised deferred tax balances		
Deferred tax asset	7,738	13,798
Deferred tax asset (losses)	87,374	79,809
Set-off deferred tax liabilities	(95,112)	(93,607)
	–	**–**
(d) Deductible temporary differences, unused tax losses and unused tax credits for which no deferred tax assets have been recognised are attributable to the following:		
Unrecognised deferred tax asset losses	1,292,096	1,089,449
Unrecognised deferred tax asset losses (capital)	409,991	409,991
Unrecognised deferred tax asset Oman losses	203,627	220,672
	1,905,714	**1,720,112**

For personal use only

For personal use only

4. INCOME TAX EXPENSE (continued)

The benefit of the deferred tax assets not recognised will only be obtained if:

(i) The Consolidated Entity derives future income that is assessable for Australian income tax purposes and is of a type and an amount sufficient to enable the benefit of them to be realised;
(ii) The Consolidated Entity continues to comply with the conditions for deductibility imposed by tax legislation in Australia; and
(iii) There are no changes in tax law which will adversely affect the Consolidated Entity in realising the benefit of them.

The Consolidated Entity has elected to consolidate for taxation purposes and has entered into a tax sharing and funding agreement in respect of such arrangements.

ACCOUNTING POLICY NOTE

Tax consolidation legislation
The Consolidated Entity implemented the tax consolidation legislation. The head entity, Alara Resources Limited, and the controlled entities in the tax consolidated group continue to account for their own current and deferred tax amounts. These tax amounts are measured as if each entity in the tax consolidated group continues to be a stand-alone taxpayer in its own right. In addition to its own current and deferred tax amounts, the Company also recognises the current tax liabilities (or assets) and the deferred tax assets (as appropriate) arising from unused tax losses and unused tax credits assumed from controlled entities in the tax consolidated group. Assets or liabilities arising under tax funding agreements within the tax consolidated entities are recognised as amounts receivable from or payable to other entities in the Consolidated Entity. Any differences between the amounts assumed and amounts receivable or payable under the tax funding agreement are recognised as a contribution to (or distribution from) wholly owned tax consolidated entities.

5. AUDITOR'S REMUNERATION

During the year the following fees were paid or payable for services provided by the auditors to the Consolidated Entity, their related practices and non-audit related firms.

	2024 $	2023 $
In.Corp Audit & Assurance Pty Ltd – Auditors of the Consolidated Entity (Audit and review of financial reports)	32,300	29,000
RSM Chartered Accountants – Auditors of Oman-controlled entities (Audit and review of financial reports)	3,317	4,810
	35,617	**33,810**

6. EARNINGS/(LOSS) PER SHARE

	2024 $	2023 $
Basic earnings/(loss) per share cents	(0.81)	(0.27)
Diluted earnings/(loss) per share cents	(0.81)	(0.27)
Profit/(loss) $ used to calculate earnings/(loss) per share	(5,792,626)	(1,914,019)
Weighted average number of ordinary shares during the period used in calculation of basic earnings/(loss) per share	718,087,541	715,810,289
Weighted average number of ordinary shares during the period used in calculation of diluted earnings/(loss) per share	719,962,291	715,015,289

Under AASB 133 "Earnings per share", potential ordinary shares such as options will only be treated as dilutive when their conversion to ordinary shares would increase loss per share from continuing operations.

7. CASH AND CASH EQUIVALENTS

The operating profit before income tax includes the following items of revenue and expense:

	2024 $	2023 $
Cash in hand	5,233	1,991
Cash at bank	4,238,757	3,548,310
Term deposits	111,822	106,444
	4,355,812	**3,656,745**

The effective interest rate on short-term bank deposits in the reporting period was 0.76% (prior period: 0.70%) with an average maturity of 90 days.

(a) Risk exposure

The Consolidated Entity's exposure to interest rate and foreign exchange risk is discussed in Note 23. The maximum exposure to credit risk at the end of the reporting period is the carrying amount of each class of cash and cash equivalents mentioned above.

(b) Reconciliation of Net Profit/(Loss) after Tax to Net Cash Flow from Operations

	2024 $	2023 $
Profit/(Loss) after income tax	(10,625,095)	(2,732,393)
Gain/(loss) on Forex (realised)	49,479	80,556
Share of (profits)/losses of associates and joint ventures	(203,158)	(52,637)
Foreign exchange movement	(265,898)	173,196
Depreciation	6,431,684	763,824
(Increase)/Decrease in Assets:		
Trade and other receivables	(2,844,336)	(7,224)
Other current assets	(38,466)	(19,377)
Borrowing cost	–	173
Stock in hand	(7,212,316)	–
Increase/(Decrease) in Liabilities:		
Insurance premium funding (other payables)	(11,718)	(738)
Trade and other payables	2,529,426	225,171
Provisions	189,753	14,925
Net cash flows from/(used in) operating activities	**(12,000,645)**	**(1,554,524)**

For personal use only

For personal use only

8. TRADE AND OTHER RECEIVABLES

	2024 $	2023 $
Current		
Amounts receivable from:		
Sundry debtors	4,199,514	321,200
Goods and services tax recoverable	16,792	7,139
VAT receivable	626,131	596,566
	4,842,437	**924,905**

(a) Risk exposure

Information about the Consolidated Entity's exposure to credit risk, foreign exchange risk and interest rate risk is in Note 22.

(b) Impaired receivables

None of the above receivables are impaired or past due.

ACCOUNTING POLICY NOTE

Trade and other receivables are recorded at amounts due less any provision for doubtful debts. An estimate for doubtful debts is made when collection of the full amount is no longer probable. Bad debts are written off when considered non-recoverable.

9. OTHER CURRENT ASSETS

	2024 $	2023 $
Prepayments	140,340	133,845
Accrued interest	1,402	8,595
	141,742	**142,440**

10. FINANCIAL ASSETS

	2024 $	2023 $
Current		
Bank deposits	329,963	802,710
Non-Current		
Interest free loan to Alara Resources LLC	435,028	496,376
Loan to Other Entities – ARL	166,035	–
Bank deposits (more than one year)	204,979	11,275
	1,136,005	**1,310,361**

11. INVESTMENT IN ASSOCIATES

The movement for the year in the Group's investments accounted for using the equity method is as follows:

	2024 $	2023 $
Opening balance	151,557	98,920
Profit/(Loss) from equity accounted investments	203,158	52,637
	354,715	**151,557**

ACCOUNTING POLICY NOTE

An associate is an entity over which the group has significant influence and that is neither a subsidiary nor an interest in a joint venture. Significant influence is the power to participate in the financial and operating policy decisions of the investee but is not control or joint control over those policies.

Under the equity method, an investment in an associate is recognized initially in the consolidated statement of financial position at cost and adjusted thereafter to recognize the Group's share of the profit or loss and other comprehensive income of the associate. When the Group's share of losses of an associate exceeds the Group's interest in that associate, the Group discontinues recognising its share of further losses. Additional losses are recognised only to the extent that the Group has incurred legal or constructive obligations or made payments on behalf of the associate.

12. BORROWING COST

	2024 $	2023 $
Borrowing cost	862	865
Less: Amortisation for the period	(382)	(383)
	480	**482**

For personal use only

For personal use only

13. PROPERTY, PLANT AND EQUIPMENT

	Plant and Equipment $	Mine Properties $	Development Assets $	Total $
Year ended 30 June 2023				
Carrying amount at beginning	138,400	–	25,213,324	25,351,724
Additions	2,785,002	–	72,425,882	75,210,884
Disposal	(2,479)	–	–	(2,479)
Depreciation expense	(763,824)	–	–	(763,824)
Exchange difference	(5,190)	–	978,892	973,703
Closing amount at reporting date	**2,151,911**	**–**	**98,618,098**	**100,770,009**
Year ended 30 June 2023				
Cost or fair value	3,148,475	–	98,618,098	101,766,573
Accumulated depreciation	(996,564)	–	–	(996,564)
Net carrying amount	**2,151,911**	**–**	**98,618,098**	**100,770,009**
Year ended 30 June 2024				
Carrying amount at beginning	2,151,911	–	98,618,098	100,770,009
Transfer from development	38,011,394	103,107,787	(141,119,181)	–
Additions	21,934	–	53,386,266	53,408,200
Disposal	–	–	–	–
Depreciation expense	(3,817,053)	(2,614,630)	–	(6,431,683)
Exchange difference	55,747	44,484	(434,856)	(334,625)
Closing amount at reporting date	**36,423,933**	**100,537,641**	**10,450,327**	**147,411,901**
Year ended 30 June 2024				
Cost or fair value	41,168,980	103,107,787	10,450,327	154,727,094
Accumulated depreciation	(4,745,047)	(2,570,146)	–	(7,315,193)
Net carrying amount	**36,423,933**	**100,537,641**	**10,450,327**	**147,411,901**

ACCOUNTING POLICY NOTE

All plant and equipment are stated at historical cost less accumulated depreciation and impairment losses. Historical cost includes expenditure that is directly attributable to the acquisition of the items. The carrying amount of plant and equipment is reviewed annually by directors to ensure it is not in excess of the recoverable amount from these assets. The recoverable amount is assessed on the basis of the expected net cash flows that will be received from the asset's employment and subsequent disposal. The expected net cash flows have been discounted to their present value in determining recoverable amount. Subsequent costs are included in the asset's carrying amount or recognised as a separate asset, as appropriate, only when it is probable that future economic benefits associated with the item will flow to the Consolidated Entity and the cost of the item can be measured reliably. All other repairs and maintenance are charged to profit or loss during the financial period in which they are incurred. The depreciable amount of all fixed assets is depreciated on a diminishing value basis over the asset's useful life to the Consolidated Entity commencing from the time the asset is held ready for use.

The depreciation rates used for each class of depreciable assets are:

Class of Fixed Asset	Depreciation Rate
Office Equipment	15 – 37.5%
Motor Vehicles	33.3%
Plant and Equipment	15 – 33.3%

The assets' residual values and useful lives are reviewed, and adjusted if appropriate, at each reporting date. An asset's carrying amount is written down immediately to its recoverable amount if the asset's carrying amount is greater than its estimated recoverable amount. Gains and losses on disposals are determined by comparing proceeds with carrying amount. These are included in the statement of profit or loss and other comprehensive income. When revalued assets are sold, amounts included in the revaluation reserve relating to that asset are transferred to retained earnings.

Mine properties and development assets

Mine property and development assets include costs and developed assets in accessing the ore body and costs to develop the mine to the production phase, once the technical feasibility and commercial viability of a mining operation has been established. At this stage, exploration and evaluation assets are reclassified to mine properties and developed assets. Mine property and development assets are stated at historical cost less accumulated amortisation and any accumulated impairment losses recognised. The initial cost of an asset comprises its purchase price or construction cost and any costs directly attributable to bringing the asset into operation. Any ongoing costs associated with mining which are considered to benefit mining operations in future periods are capitalised.

14. EXPLORATION AND EVALUATION

	2024 $	2023 $
Opening balance	4,713,750	5,635,650
Reinstatement of Foreign Reserve balance relating to prior years	9,213	(1,191,744)
Exploration and evaluation expenditure	–	938
Exchange differences	(33,835)	268,906
Closing balance	**4,689,128**	**4,713,750**

Alara Oman Operations Pty Limited (a wholly owned Australian subsidiary) gained a 50% shareholding interest in a jointly controlled company, Daris Resources LLC (Oman), on 1 December 2010. The principal activity of this company is exploration, evaluation and development of mineral licences in Oman. The Consolidated Entity has a valid and legally enforceable contractual right to commercially exploit the Daris Project held by Daris Resources LLC (in which the Consolidated Entity has a 50% shareholding interest) and does not hold the legal title to the mineral exploration licence (which is held by the other 50% shareholder of Daris Resources LLC). The financial statements have been prepared on this basis. Should these legal rights not be enforceable, the carrying value of Exploration and Evaluation Expenditure attributable to the Daris Project would be impaired.

The Consolidated Group has entered into a Heads of Agreement with Awtad Copper LLC, under which wholly owned subsidiary Alara Oman Operations Pty Ltd would become a 10% shareholder in the Awtad Block 8 Project. As part of the Heads of Agreement, Awtad acknowledges OMR 246,215 (AUD 812,316) previously spent on the project by Alara as the basis for Alara's interest in that project.

ACCOUNTING POLICY NOTE

Mineral Exploration and Evaluation Expenditure
Exploration, evaluation and development expenditure incurred is accumulated (i.e. capitalised) in respect of each identifiable area of interest. These costs are only carried forward where they are expected to be recovered through the successful development of the area or where activities in the area and includes areas that have not yet reached a stage that permits reasonable assessment of the existence or otherwise of economically recoverable reserves. Accumulated costs in relation to an abandoned area are written off in full against profit in the year in which the decision to abandon the area is made. Exploration and evaluation expenditure is written-off when it fails to meet at least one of the conditions outlined above or an area of interest is abandoned. Exploration and evaluation assets are assessed for impairment when facts and circumstances suggest that the carrying amount of an exploration and evaluation asset may exceed its recoverable amount. When facts and circumstances suggest that the carrying amount exceeds the recoverable amount, the impairment loss will be measured in accordance with the Consolidated Entity's impairment policy. This policy requires management to make certain estimates to future events and circumstances, in particular whether an economically viable extraction operation can be established. Any such estimates and assumptions may change as new information becomes available. If, after having capitalised the expenditure under the policy, a judgement is made that recovery of the expenditure is not possible, the relevant capitalised amount will be written off to the statement of profit or loss and other comprehensive income.

Impairment of Non-Financial Assets
At each reporting date, the Consolidated Entity reviews the carrying values of its tangible and intangible assets to determine whether there is any indication that those assets have been impaired. If such an indication exists, the recoverable amount of the asset, being the higher of the asset's fair value less costs to sell and value in use, is compared to the asset's carrying value. Any excess of the asset's carrying value over its recoverable amount is expensed to the profit or loss. Impairment testing is performed annually for goodwill and intangible assets with indefinite lives.

For personal use only

15. TRADE AND OTHER PAYABLES

	2024 $	2023 $
Current		
Trade payables	51,384,719	19,402,062
Other payables	2,412,608	2,164,677
	53,797,327	**21,566,739**

Due to the short-term nature of the trade and other payables, their carrying value is assumed to approximate their fair value.

Risk exposure

Details of the Consolidated Entity's exposure to risks arising from current payables are set out in Note 22.

ACCOUNTING POLICY NOTE

These amounts represent liabilities for goods and services provided to the Consolidated Entity prior to the end of financial year which are unpaid. The amounts are unsecured and are usually paid within 30 days of recognition.

16. PROVISIONS

	2024 $	2023 $
Current		
Employee benefits – annual leave	364,199	175,195
	364,199	**175,195**

Amounts not expected to be settled within the next 12 months

The entire annual leave obligation is presented as current as the Consolidated Entity does not have an unconditional right to defer settlement.

For personal use only

17. FINANCIAL LIABILITIES

	2024 $	2023 $
Financial Liabilities		
Non-Current		
Loan – Sohar International Bank		
Opening balance	65,937,034	17,359,449
Add: Addition during the year	5,732,908	48,577,585
Closing balance	**71,669,942**	**65,937,034**
Loan – Trafigura PTE Ltd		
Opening balance	–	–
Add: Addition during the year	5,418,886	–
Closing balance	**5,418,886**	**–**
Loan from Associate – Alara Resources LLC		
Opening balance	30,047	–
Add: Addition during the year	62,107	30,047
Closing balance	**92,154**	**30,047**
Loan with unrelated third party		
Opening balance	820,809	732,568
Add: Addition during the year	–	–
Add: Interest	64,230	60,523
Add/ Less: Foreign exchange differences	3,509	27,718
Closing balance	**888,548**	**820,809**
Vehicle Loan		
Opening balance	29,754	42,314
Add: Addition during the year	–	–
Less: Paid during the Year	(14,874)	(7,944)
Less: Unexpired interest on vehicle loan	(623)	(2,783)
Add/less: Foreign exchange differences	(139)	(1,833)
Closing balance	**14,118**	**29,754**
Total Financial Liabilities – Non-Current	**78,083,648**	**66,817,644**
Current		
SIB Loan – STL		
Opening balance	–	–
Add: Addition during the year	19,067,338	–
Closing balance	**19,067,338**	**–**
Vehicle Loan		
Opening balance	14,164	12,425
Add: Addition during the year	3,569	5,954
Less: Unexpired Interest on Vehicle Loan	(2,149)	(3,569)
Add/Less: Foreign exchange differences	(76)	(646)
Closing balance	**15,508**	**14,164**
Insurance Premium Funding		
Opening balance	5,627	4,793
Add: Addition during the year	55,915	56,271
Less: Payment during the year	(44,398)	(55,437)
Closing balance	**17,144**	**5,627**
Total Financial Liabilities – Current	**19,099,990**	**19,791**

For personal use only

For personal use only

17. FINANCIAL LIABILITIES (continued)

(i) On 16 April 2017, Al Hadeetha Resources LLC (**AHR**) (the joint venture company which conducts the Al Hadeetha Copper-Gold Project (Project), in which the Company is a 51% shareholder) entered into an unsecured loan agreement as borrower with Al Hadeetha Investments LLC (**Lender**) (an un-related company, which holds the remaining 30% of the shares in AHR). Under the agreement, AHR may draw down a maximum of (AUD 2,997,800; OMR 772,191)to assist with working capital for the Project (**AHI** to **AHR Loan**). The AHI to AHR Loan bears interest at LIBOR plus two percent per annum. The Loan will be in effect for the duration of the Project joint venture agreement, at which time AHR must repay any outstanding balance. AHR must make interim repayments equal to its available net cash profit (if any) at the end of each financial year. During the year AHR has not made any drawdowns under the Loan. The total amount drawn down (being the total amount owing by AHR under the Loan to the end of the year (after offsetting corresponding debit balance of OMR 18,095; AUD 70,246) OMR 228,878 (USD 592,788; AUD 888,548). If AHR determines at the end of any quarter or other period that it has a working capital shortfall it may draw down the whole or part of the shortfall, until the entire Loan amount is drawn down. The remaining, un-drawn balance of the Loan is OMR 525,218 (USD 1,360,332 ; AUD 2,039,001) (This is the undrawn balance based on the gross drawdown amount of loan without offsetting the corresponding debit balance of OMR 18,095; AUD 70,246).

Although the AHI to AHR Loan is shown as a liability in the consolidated financial statements, loans by entities within the Alara Consolidated Entity to AHR, which is also within that Consolidated Entity (**Consolidated Entity AHR Loans**) are not shown in the consolidated financial statements. The Consolidated Entity AHR Loans total AUD 19.5 million and are subject to the same loan terms as the AHI to AHR Loan. The Consolidated Entity AHR Loans are repayable on the same basis as the AHI to AHR Loan. Therefore, if AHR makes a loan repayment to AHI, AHR will also be required to make a loan repayment to its lenders within the Alara Consolidated Group on a pro-rata basis.

(ii) The Company's 51% owned joint-venture vehicle Al Hadeetha Resource LLC (AHRL) has a finance facility of OMR 24.8 million (AUD 97.327 million) (**Facility**) from Sohar International Bank (Sohar) for construction of mining and processing infrastructure at AHRL's Wash-hi – Majaza copper-gold project. The Facility is secured over AHRL's mining property and mine development assets and by corporate guarantees by stakeholders of AHRL, including an Alara wholly owned subsidiary. The interest rate for the Facility is 6.5% per annum for amounts drawn in OMR and 5.15% per annum for amounts drawn in USD, reviewable annually. The Facility has a term of 9 years and 9 months, including a moratorium period of 2 years and 9 months in which only interest is payable. After the moratorium, the principal of the Facility is repayable in 28 equal quarterly instalments. Interest is payable monthly throughout the term. There have been no breaches of the covenants or other provisions of the Facility in the reporting period or subsequently to the date of this report. Sohar is a well-known and respected Bank in Oman. The Group's due diligence in connection with entering the Facility involved reviewing publicly available information regarding Sohar and making enquiries of other AHRL shareholders, which are large Omani conglomerates each with extensive knowledge of the Omani banking industry.

(iii) In July 2023 the Company entered a loan agreement with Trafigura Pte Ltd for finance of USD 3.45 million (AUD 5.106 million, at a USD:AUD exchange rate of 1.48 at approximately the time of drawdown) (Trafigura Loan). The interest rate payable under the Trafigura Loan is SOFR +5.15% per annum. The Trafigura Loan has a maturity date of 30 June 2029 and a moratorium on principal payments until 30 September 2025. 179,521,885 options have been issued to Trafigura to secure a USD 3.45m loan, exercisable on default under the loan at 30 day VWAP minus 10%.

18. ISSUED CAPITAL

	2024 Number	2023 Number	2024 $	2023 $
Fully paid ordinary shares	718,087,541	718,087,541	68,722,146	68,722,146

	Number	$
2023		
Balance as at 1 July 2022	705,429,239	68,233,860
Share movement during the 2023 financial year	12,658,302	492,306
Share issue costs during the 2023 financial year	–	(4,020)
Balance as at 30 June 2023	**718,087,541**	**68,722,146**

	Number	$
2024		
Balance as at 1 July 2023	718,087,541	68,722,146
Balance as at 30 June 2024	**718,087,541**	**68,722,146**

Each fully paid ordinary share carries one vote per share and the right to participate in dividends. Ordinary shares have no par value and the Company does not have a limit on the amount of its capital.

Capital risk management

The Consolidated Entity's objective when managing its capital is to safeguard its ability to continue as a going concern, so that it can continue to provide returns for shareholders and benefits for other stakeholders and to maintain a capital structure balancing the interests of all shareholders. The Board will consider capital management initiatives as is appropriate and in the best interests of the Consolidated Entity and shareholders from time to time. The Consolidated Entity's financial liabilities as at 30 June 2024 are disclosed in Note 17. The Consolidated Entity's non-cash investments can be realised to meet accounts payable arising in the normal course of business.

19. RESERVES

	2024 $	2023 $
Foreign currency translation reserve	6,467,552	5,661,104
Transactions with minority interests	8,593,852	8,593,852
	15,061,404	**14,254,956**

Foreign currency translation reserve

Exchange differences arising on translation of a foreign controlled entity's financial results and position are taken to the foreign currency translation reserve. The reserve is de-recognised when the investment is disposed of.

Options reserve

The number of unlisted options outstanding over unissued ordinary shares at the reporting date is as follows:

	Grant Date	Number of Options	2024 $	2023 $
Employees' Options				
Listed options exercisable at $0.03:				
expiring 31 July 2024 – Atmavireshwar Sthapak	23 Dec 2021	3,333,000	99,990	99,990
		3,333,000	**99,990**	**99,990**

For personal use only

For personal use only

20. SHARE-BASED PAYMENTS

No shares were issued as a result of the exercise of any options during the year (2023: 4,000,000).

21. SEGMENT INFORMATION

The Board has considered the activities/operations and geographical perspective within the operating results and have determined that the Consolidated Entity operates in the resource exploration, evaluation and development sector within geographic segments – Australia, Saudi Arabia and Oman.

2024	Australia $	Oman $	Saudi Arabia $	Total $
Total segment revenues	36,214	5,464,073	–	**5,500,287**
Total segment loss/(profit) before tax	(809,065)	(9,815,068)	(1,095)	**(10,625,228)**
Total segment assets	2,663,704	169,286,250	–	**171,949,954**
Total segment liabilities	(5,936,609)	(145,408,555)	–	**(151,345,164)**

2023	Australia $	Oman $	Saudi Arabia $	Total $
Total segment revenues	24,546	751	–	**25,297**
Total segment loss/(profit) before tax	(522,407)	(2,218,931)	8,945	**(2,732,393)**
Total segment assets	2,884,506	114,775,786	–	**117,660,292**
Total segment liabilities	(445,794)	(88,133,575)	–	**(88,579,369)**

Reconciliation of segment information

	2024 $	2023 $
(i) Total Segment Assets		
Total Assets as per Statement of Financial Position	171,949,954	117,660,292
(ii) Total Segment Revenues		
Total Revenue as per Statement of Profit or Loss and Other Comprehensive Income	5,500,421	25,297
(iii) Total Segment profit/(loss) before tax		
Total Consolidated Entity profit/(loss) before tax	(10,625,095)	(2,732,393)

ACCOUNTING POLICY NOTE

Operating Segments
The Consolidated Entity has applied AASB 8: Operating Segments which requires that segment information be presented on the same basis as that used for internal reporting purposes. An operating segment is a component of the Consolidated Entity that engages in business activities from which it may earn revenues and incur expenses. An operating segment's operating results are reviewed regularly by management to make decisions on allocation of resources to the relevant segments and assess performance. Unallocated items comprise mainly share investments, corporate and office expenses.

22. FINANCIAL RISK MANAGEMENT

The Consolidated Entity's financial instruments mainly consist of deposits with banks, accounts receivable and payable, and investments. The principal activity of the Consolidated Entity is resource exploration, evaluation and development. The main risks arising from the Consolidated Entity's financial instruments are market (which includes price, interest rate and foreign exchange risks), credit and liquidity risks. Risk management is carried out by the Board of Directors. The Board evaluates, monitors and manages the Consolidated Entity's financial risk in close co-operation with its operating units. The financial receivables and payables of the Consolidated Entity in the table below are due or payable within 30 days. The financial investments are held for trading and are realised at the discretion of the Board.

The Consolidated Entity holds the following financial instruments:

	2024 $	2023 $
Financial assets		
Cash and cash equivalents	4,355,812	3,656,745
Financial instruments (term deposits)	534,942	813,985
Trade and other receivables	4,842,437	924,905
Financial asset	435,028	496,376
	10,168,219	**5,892,011**
Financial liabilities at amortised cost		
Trade and other payables	(53,797,327)	(21,566,739)
Financial liabilities	(97,183,638)	(66,837,435)
	(150,980,965)	**(88,404,174)**
Net Financial Assets	**(140,812,746)**	**(82,512,163)**

(a) Market Risk

(i) Price risk

The Consolidated Entity is exposed to equity securities price risk. This arises from investments held by the Consolidated Entity and classified in the statement of financial position at fair value through profit or loss. The Consolidated Entity is not directly exposed to commodity price risk. The value of a financial instrument will fluctuate as a result of changes in market prices, whether those changes are caused by factors specific to the individual instrument or its issuer or factors affecting all instruments in the market. The Consolidated Entity does not manage this risk through entering into derivative contracts, futures, options or swaps. Market risk is minimised through ensuring that investment activities are undertaken in accordance with Board established mandate limits and investment strategies.

For personal use only

22. FINANCIAL RISK MANAGEMENT (continued)

(ii) Interest rate risk

Interest rate risk is the risk that the value of a financial instrument will fluctuate due to changes in market interest rates. The Consolidated Entity's exposure to market risk for changes in interest rates relate primarily to investments held in interest bearing instruments and its loan from third parties. The average interest rate applicable to funds held on deposit during the reporting period was 0.76 % (prior period: 0.70%).

	2024 $	2023 $
Cash at bank	4,238,757	3,548,380
Term deposits	111,822	106,444
Term deposits more than 90 days	534,944	813,985
Loan with unrelated third parties	–	–
Current financial liabilities	(19,099,990)	(19,791)
Non-current financial liabilities	(78,083,650)	(66,817,644)
	(92,296,165)	**(62,368,626)**

The Consolidated Entity has borrowings subject to interest rate risk. The possible impact on profit or loss or total equity on this exposure is displayed below:

	2024 $	2023 $
Financial Liability		
Change in profit		
Increase by 1%	(971,836)	(668,374)
Decrease by 1%	971,836	668,374
Change in equity		
Increase by 1%	(971,836)	(668,374)
Decrease by 1%	971,836	668,374

	2024 $	2023 $
Revenue		
Change in profit		
Increase by 3%	163,887	109,702
Decrease by 3%	(163,887)	(109,702)
Change in equity		
Increase by 3%	163,887	109,702
Decrease by 3%	(163,887)	(109,702)

For personal use only

For personal use only

22. FINANCIAL RISK MANAGEMENT (continued)

(iii) Foreign exchange risk

The Consolidated Entity is exposed to foreign currency risk in cash held in Omani Riyals (OMR) by the Consolidated Entity's foreign controlled entity, foreign resource project investment commitments and exploration and evaluation expenditure on foreign exploration and evaluation. The primary currency giving rise to this risk is Omani Riyals (OMR). The Consolidated Entity has not entered into any forward exchange contracts as at reporting date and is currently fully exposed to foreign exchange risk. The Consolidated Entity's exposure to foreign currency risk at reporting date was as follows:

	2024 OMR	2023 OMR
Cash and cash equivalents	898,725	705,902
Trade and other receivables	3,706,341	1,910,307
Trade and other payables	(13,849,944)	(5,523,174)
Financial liabilities	(23,380,408)	(17,133,708)
	(32,625,286)	**(20,040,673)**

	2024 US $	2023 US $
Cash and cash equivalents	9,787	9,589
	9,787	**9,589**

The Consolidated Entity's exposure to foreign exchange risk is mitigated by having comparable asset and liability balances in OMR and US dollars. Therefore, a sensitivity analysis has not been performed. The Consolidated Entity enters into forward exchange contracts with its Australian bank from time to time to hedge against foreign exchange risk.

(b) Credit risk

Credit risk refers to the risk that a counterparty under a financial instrument will default (in whole or in part) on its contractual obligations resulting in financial loss to the Consolidated Entity. Concentrations of credit risk are minimised primarily by undertaking appropriate due diligence on potential investments, carrying out all market transactions through approved brokers, settling non-market transactions with the involvement of suitably qualified legal and accounting personnel (both internal and external), and obtaining sufficient collateral or other security (where appropriate) as a means of mitigating the risk of financial loss from defaults. This financial year there was no necessity to obtain collateral.

The credit quality of the financial assets are neither past due nor impaired and can be assessed by reference to external credit ratings (if available with Standard & Poor's) or to historical information about counterparty default rates. The maximum exposure to credit risk at reporting date is the carrying amount of the financial assets as summarised below:

	2024 $	2023 $
Cash and cash equivalents		
BB-	4,350,580	3,654,824
No external credit rating available	5,233	1,921
	4,355,813	**3,656,745**
Trade and other receivables (due within 30 days)		
No external credit rating available	4,842,437	924,905
	4,842,437	**924,905**

The Consolidated Entity measures credit risk on a fair value basis. The carrying amount of financial assets recorded in the financial statements, net of any provision for losses, represents the Consolidated Entity's maximum exposure to credit risk. All receivables noted above are due within 30 days. None of the above receivables are past due.

For personal use only

22. FINANCIAL RISK MANAGEMENT (continued)

(c) Liquidity risk

Liquidity risk is the risk that the Consolidated Entity will encounter difficulty in meeting obligations associated with financial liabilities. There is sufficient cash and cash equivalents and the non-cash investments can be realised to meet accounts payable arising in the normal course of business.

The financial liabilities maturity obligation is disclosed below:

	Less than 6 months AUD	6-12 months AUD	1-5 years AUD	Total AUD
2024				
Financial assets				
Cash and cash equivalents	4,355,812	–	–	4,355,812
Financial instruments (term deposits)	294,635	35,328	204,979	534,942
Interest free loan to Alara Resources LLC	–	–	435,028	435,028
Trade and other receivables	4,842,437	–	–	4,842,437
	9,492,884	**35,328**	**640,007**	**10,168,219**
Financial liabilities				
Trade and other payables	(53,797,327)	–	–	(53,797,327)
Other financial liabilities	(24,712)	(19,074,510)	(97,151,752)	(97,183,636)
	(53,822,039)	(19,074,510)	(97,151,752)	(150,980,963)
Net inflow/(outflow)	**(44,329,155)**	**(19,039,182)**	**(96,511,745)**	**(140,812,744)**

	Less than 6 months AUD	6-12 months AUD	1-5 years AUD	Total AUD
2023				
Financial assets				
Cash and cash equivalents	3,656,745	–	–	3,656,745
Financial instruments (term deposits)	767,231	35,479	11,275	813,985
Interest free loan to Alara Resources LLC	–	–	496,376	496,376
Trade and other receivables	6,914,946	–	–	6,914,946
	11,338,922	**35,479**	**507,651**	**11,882,052**
Financial liabilities				
Trade and other payables	(21,566,739)	–	–	(21,566,739)
Other financial liabilities	(12,541)	(7,249)	(66,817,643)	(66,837,433)
	(21,579,280)	(7,249)	(66,817,643)	(88,404,172)
Net inflow/(outflow)	**(10,240,358)**	**28,230**	**(66,309,992)**	**(76,522,120)**

(d) Fair Value of Financial Assets and Liabilities

The carrying amount of financial instruments recorded in the financial statements represents their fair value determined in accordance with the accounting policies disclosed in Note 1. The aggregate fair value and carrying amount of financial assets at reporting date are set out in Notes 7,8 and 10. The financial liabilities at reporting date are set out in Note 15 and 17.

(e) Fair value measurements

The fair value of financial assets and financial liabilities must be estimated for recognition and measurement or for disclosure purposes. The Consolidated Entity's financial assets and liabilities approximate their fair values.

23. COMMITMENTS

Lease Commitments

	2024 $	2023 $
Non-cancellable operating lease commitments:		
Within 1 year	26,108	14,073
1-5 years	–	–
After 5 years	–	–
Total	**26,108**	**14,073**

The Group leases office space under a non-cancellable operating lease. On renewal, the terms of the lease are renegotiated. The Group does not have an option to purchase the leased asset at the expiry of the lease period. During the year the Group has signed a sub-lease for the office space hence mitigating the outstanding lease commitments remaining on the lease.

24. CONTROLLED ENTITIES

Investment in Controlled Entities	Controlled Entity	Principal Activity	Country of Incorporation	Date of Incorporation	June 2024	June 2023
Alara Resources Limited (AUQ)	Parent	Exploration	Australia	6-Dec-06	100%	100%
Alara Peru Operations Pty Ltd (APO)	AUQ	Inactive	Australia	9-Mar-07	100%	100%
Alara Saudi Operations Pty Ltd (ASO)	AUQ	Management	Australia	4-Aug-10	100%	100%
Saudi Investments Pty Limited (SIV)	AUQ	Development	Australia	14-Feb-11	100%	100%
Alara Oman Operations Pty Limited (AOO)	AUQ	Management	Australia	28-Jun-10	100%	100%
Alara Kingdom Operations Pty Limited (AKO)	AUQ	Management	Australia	5-Sep-11	100%	100%
Alara Saudi Holdings Pty Limited (ASH)	AUQ	Inactive	Australia	5-Jun-13	100%	100%
Al Hadeetha Resources LLC	AOO	Exploration/ Development	Oman	6-Feb-07	51%	51%
Alara Resource Ghana Limited	AUQ	Inactive	Ghana	8-Dec-09	100%	100%
Alara Peru S.A.C	APO	Inactive	Peru	1-Mar-07	100%	100%
Alara Operations LLC	AOO	Administration	Oman	1-Feb-20	100%	100%
Sita Mining Company LLC	ASO	Inactive	Saudi Arabia		70%	70%
Khnaiguiyah Mining Company LLC	AKO	Inactive	Saudi Arabia		50%	50%
Alara Saudi Ventures Pty Ltd	AUQ	Administration	Australia	1-Mar-22	100%	100%

25. JOINTLY CONTROLLED ENTITIES & INVESTMENTS IN ASSOCIATES

Investment in Controlled Entities	Controlled Entity	Principal Activity	Country of Incorporation	Date of Incorporation	June 2022	June 2021
Daris Resources LLC	AOO	Exploration	Oman	1-Dec-10	50%	50%
Alara Resources LLC	AOO	Mining Services	Oman	2-Oct-10	35%	35%

For personal use only

26. RELATED PARTY TRANSACTIONS

Controlled and jointly controlled entities

Details of the interest in controlled entities and jointly controlled entities are set out in Notes 24 and 25.

Transactions with other related parties

The following transactions occurred with related parties during the year ending 30 June 2024: Nil.

Director loan agreements

There was no outstanding Directors' loan during the year.

Transactions with key management personnel

Key Management of the Consolidated Entity are each Director and Company Executive being a company secretary or senior managers with authority and responsibility for planning, directing and controlling the major activities of the Company or Consolidated entity. Details of key management personnel individual remuneration are disclosed in the remuneration report section of the directors' report.

Key Management Personnel remuneration includes the following expenses:

	2024 $	2023 $
Short term employee benefits:		
Remuneration including bonuses and allowances	1,060,235	698,044
Total short term employee benefits	**1,060,235**	**698,044**
Long term benefits	31,062	34,716
Total other long-term benefits	**31,062**	**34,716**
Post-employment benefits:		
Defined contribution pension plans	2,523	2,523
Total post-employment benefits	**2,523**	**2,523**
Total remuneration	**1,093,820**	**735,283**

For personal use only

27. CONTINGENT ASSETS AND LIABILITIES

Contingent assets and liabilities exist in relation to certain exploration and evaluation of the Consolidated Entity subject to the continued development and advancement of the same, as described below.

(a) **Directors' Deeds** – The Company has entered into deeds of indemnity with each of its Directors indemnifying them against liability incurred in discharging their duties as directors/officers of the Consolidated Entity. As at the reporting date, no claims have been made under any such indemnities and accordingly, it is not possible to quantify the potential financial obligation of the Consolidated Entity under these indemnities.

(b) **Loan to unrelated party (AHI) (Oman)** – On 26 October 2017 Al Hadeetha Investments LLC (AHI) gave a bank guarantee of OMR 30,000 to the Omani Ministry of the Environment as security for performance of the environmental obligations of AHRL in connection with the Al Wash-hi Majaza Project mining licence. AHI was required to deposit the amount of the face value of the bank guarantee with its bank as security in the event that the bank guarantee is called upon. Pursuant to an agreement between the Consolidated Entity and AHI, the Consolidated Entity paid OMR 20,000 to AHI on or about that date, representing an approximation of its share of liability to contribute to the costs of remediating any unmet environmental obligations of AHR. This amount will be returned to the Consolidated Entity in the event that AHRL performs its environmental obligations in relation to that mining licence.

(c) Alara Oman Operations Pty Limited, a wholly owned subsidiary of Alara Resources Ltd has provided a guarantee to Sohar International SAOG (Sohar) for the full liability of Al Hadeetha Resources LLC (AHRL – Alara, 51%) under a loan of OMR 24.8 million (AUD 97.327 million) from Sohar International to AHRL (Sohar Loan), the proceeds of which AHRL is using to finance construction of the Al Wash-hi Majaza copper-gold project in Oman.

(d) Principals (Guarantors) of shareholders in AHRL which hold 30% and 19% of the shares in AHRL respectively have provided personal guarantees to Sohar in respect of the Sohar Loan (Guarantees) which correspond to the guarantee referred to in note (c). Alara Resources Limited has provided an indemnity to the Guarantors in respect of their liability under the Guarantee, limited to 49% of the amounts paid by the Guarantors to Sohar under the Guarantees.

For personal use only

For personal use only

28. SUBSEQUENT EVENTS

Events occurring after the balance date are set out as below:

(a) In September 2024 Alara entered a non-binding heads of terms (HoT) with AIM-listed Power Metal plc for it to explore the Block 8 concession in Oman. The HoT requires the parties to negotiate an agreement the following key terms: Power Metal will manage the Block 8 exploration program for one year. Power Metal will provide all management, planning, execution, interpretation and reporting on exploration activities and will consult with Awtad and Alara during development and implementation of the program. Power Metal will provide funding of up to US$740,000 for exploration activities. It will contribute an initial amount of US$500,000 to cover the period up until the renewal date of the existing licence (due 30 April 2025), with the balance to be contributed following successful renewal. Following the US$500,000 initial expenditure milestone, Power Metal will earn a 10% interest in Block 8 and a further 2.5% interest on expenditure of a further US$240,000. Upon Power Metal completing US$740,000 expenditure on the project, a joint funding program covering future expenditure and specifying Power Metal's ongoing percentage interest in the project will be negotiated. Awtad Copper is responsible to maintain the licence and must remain the holder of it throughout the period in which the above work is carried out. Power Metal has a first right of refusal to acquire Block 8 if Awtad Copper wishes to dispose of it. Awtad Copper is responsible to seek all required approvals for the exploration program.

(b) AHRL made the following shipments of copper-gold concentrate after the end of the reporting period:

	18 July 2024	16 August 2024
Copper Concentrate WMT (approx.)	821 WMT	855 WMT
Copper Concentrate DMT (approx.)	751 DMT	762.18 DMT
Copper (approx.)	119 MT	123.7 MT
Gold (approx.)	4.0 Kg	4.0 Kg

Al Wash-hi – Majaza Project ("Project") development

The Company continued to develop the Project after the end of the reporting period, as detailed in the section of this report titled "Review of Operations".

Consolidated Entity Disclosure Statement

For the year ended 30 June 2024

Basis of preparation

The Consolidated Entity Disclosure Statement (**CEDS**) has been prepared in accordance with the *Corporations Act 2001*. It includes certain information for each entity that was part of the consolidated entity at the end of the financial year.

Determination of tax residency

Section 295(3A) of the *Corporations Act 2001* defines tax residency as having the meaning in the Income Tax Assessment Act 1997. The determination of tax residency involves judgment as there are currently several different interpretations that could be adopted, and which could give rise to a different conclusion on residency.

In determining tax residency, the consolidated entity has applied the following interpretations:

(a) Australian tax residency

The consolidated entity has applied current legislation and judicial precedent, including having regard to the Tax Commissioner's public guidance in Tax Ruling TR 2018/5.

(b) Foreign tax residency

Where necessary, the consolidated entity has used independent tax advisers in foreign jurisdictions to assist in determining tax residency and ensure compliance with applicable foreign tax legislation.

Entity Name	Entity Type	Place formed/ Country of Incorporation	Ownership Interest	Tax Residency
Alara Resources Limited (AUQ)	Body corporate	Australia	100%	Australia
Alara Peru Operations Pty Ltd (APO)	Body corporate	Australia	100%	Australia
Alara Saudi Operations Pty Ltd (ASO)	Body corporate	Australia	100%	Australia
Saudi Investments Pty Limited (SIV)	Body corporate	Australia	100%	Australia
Alara Oman Operations Pty Limited (AOO)	Body corporate	Australia	100%	Australia
Alara Kingdom Operations Pty Limited (AKO)	Body corporate	Australia	100%	Australia
Alara Saudi Holdings Pty Limited (ASH)	Body corporate	Australia	100%	Australia
Al Hadeetha Resources LLC	Body corporate	Oman	51%	Australia, Oman
Alara Resources Ghana Limited	Body corporate	Ghana	100%	Australia, Ghana
Alara Peru S.A.C	Body corporate	Peru	100%	Australia, Peru
Alara Operations LLC	Body corporate	Oman	100%	Australia, Oman
Sita Mining Company LLC	Body corporate	Saudi Arabia	70%	Australia, Saudi Arabia
Khnaiguiyah Mining Company LLC	Body corporate	Saudi Arabia	50%	Australia, Saudi Arabia
Alara Saudi Ventures Pty Ltd	Body corporate	Australia	100%	Australia

There are no trusts, partnerships or joint ventures within the consolidated entity. Accordingly, none of the above entities was a trustee of a trust within the consolidated entity, a partner in a partnership within the consolidated entity, or a participant in a joint venture within the consolidated entity.

For personal use only

Directors' Declaration

For the year ended 30 June 2024

In the Directors' opinion:

- the Corporations Regulations 2001 and other mandatory professional reporting requirements;
- the attached financial statements and notes comply with International Financial Reporting Standards as issued by the International Accounting Standards Board as described in note 1 to the financial statements;
- the attached financial statements and notes give a true and fair view of the consolidated entity's financial position as at 30 June 2024 and of its performance for the financial year ended on that date
- there are reasonable grounds to believe that the company will be able to pay its debts as and when they become due and payable; and
- the information disclosed in the attached consolidated entity disclosure statement is true and correct.

The directors have been given the declarations required by section 295A of the *Corporations Act 2001*.

Signed in accordance with a resolution of directors made pursuant to section 295(5)(a) of the *Corporations Act 2001*.

On behalf of the directors

Atmavireshwar Sthapak
Managing Director
30 September 2024

For personal use only

Independent Auditor's Report to the members of Alara Resources Limited

In.Corp
Vision To Reality

CHARTERED ACCOUNTANTS™
AUSTRALIA • NEW ZEALAND

In.Corp Audit & Assurance Pty Ltd
ABN 14 129 769 151

Level 1
6-10 O'Connell Street
SYDNEY NSW 2000

Suite 11, Level 1
4 Ventnor Avenue
WEST PERTH WA 6005

GPO BOX 542
SYDNEY NSW 2001

T +61 2 8999 1199
E team@incorpadvisory.au
W incorpadvisory.au

ALARA RESOURCES LIMITED
INDEPENDENT AUDITOR'S REPORT

To the members of Alara Resources Limited

Opinion

We have audited the financial report of Alara Resources Limited ("the Company") and its controlled entities ("the Group"), which comprises the consolidated statement of financial position as at 30 June 2024, the consolidated statement of profit and loss and other comprehensive income, consolidated statement of changes in equity and consolidated statement of cash flows for the year then ended, and notes to the financial statements, including material accounting policy information, the consolidated entity disclosure statement and the directors' declaration of the company.

In our opinion, the accompanying financial report of the Group, is in accordance with the *Corporations Act 2001*, including:

a) giving a true and fair view of the Group's financial position as at 30 June 2024 and of its financial performance for the year then ended; and

b) complying with Australian Accounting Standards and the *Corporations Regulations 2001*.

Basis for Opinion

We conducted our audit in accordance with Australian Auditing Standards. Our responsibilities under these standards are further described in the Auditor's Responsibilities for the Audit of the Financial Report section of this report. We are independent of the Group in accordance with the auditor independence requirements of the *Corporations Act 2001* and the ethical requirements of the Accounting Professional and Ethical Standards Board's APES 110 *Code of Ethics for Professional Accountants (Including Independence Standards)* (the "Code") that are relevant to our audit of the financial report in Australia. We have also fulfilled our other ethical responsibilities in accordance with the Code.

We confirm that the independence declaration required by the Corporations Act 2001, which has been given to the directors of the Company, would be in the same terms if given to the directors as at the time of this auditor's report.

We believe that the audit evidence we have obtained is sufficient and appropriate to provide a basis for our opinion.

Liability limited by a scheme approved under Professional Standards Legislation

For personal use only

For personal use only

In.Corp
Vision To Reality

ALARA RESOURCES LIMITED
INDEPENDENT AUDITOR'S REPORT (continued)

Key Audit Matters

Key audit matters are those matters that, in our professional judgement, were of most significance in our audit of the financial report of the current year. These matters were addressed in the context of our audit of the financial report as a whole, and in forming our opinion thereon, and we do not provide a separate opinion on these matters.

Key Audit Matter - Financial Liabilities	How our Audit Addressed the Key Audit Matter
The Group has significant financial liabilities as disclosed in Note 17 to the financial statements. This was considered to be a key audit matter due to its importance in financing future activities of the Group and complexities in determining whether financial covenants have been complied with, ensuring that the classification between current and non-current is accurate and in valuing the financial liabilities denominated in foreign currencies.	Our procedures over the Group's financial liabilities included but were not limited to: • Reviewing financing agreements; • Agreeing significant financial liabilities to third-party supporting documentation; • Reviewing management's assessment of compliance with financial covenants related to the financial liabilities; and • We assessed the appropriateness of the disclosures included in the financial report.

Key Audit Matter - Capitalised Mine Properties Asset	How our Audit Addressed the Key Audit Matter
As disclosed in Note 13 to the financial statements, the Group's has capitalised mine properties and development assets of $100,537,641. The recognition and recoverability of mine development was considered a key audit matter as: • the carrying value represents a significant asset to the Group; and • significant management judgement is involved in determining whether impairment indicators exist.	Our procedures in assessing mine development expenditure included but were not limited to the following: • We reviewed the ownership rights to the tenements, against which the expenditure is capitalised and their expiry dates; • We assessed the reasonableness of capitalising mine development expenditure in accordance with Australian Accounting Standards; • We tested a sample of mine development expenditure items to supporting documentation to ensure they were bona fide payments; • We assessed the reasonableness of the management's assessment for the existence of impairment indicators; and • We reviewed the appropriateness of the related disclosures included in the financial report.

For personal use only

In.Corp
Vision To Reality

ALARA RESOURCES LIMITED

INDEPENDENT AUDITOR'S REPORT (continued)

Other Information

The Directors are responsible for the other information. The other information comprises the information included in the Group's annual report for the year ended 30 June 2024, but does not include the financial report and our auditor's report thereon.

Our opinion on the financial report does not cover the other information and accordingly we do not express any form of assurance conclusion thereon.

In connection with our audit of the financial report, our responsibility is to read the other information and, in doing so, consider whether the other information is materially inconsistent with the financial report or our knowledge obtained in the audit or otherwise appears to be materially misstated.

If, based on the work we have performed, we conclude that there is a material misstatement of this other information, we are required to report that fact. We have nothing to report in this regard.

Responsibilities of the Directors for the Financial Report

The directors of the Company are responsible for the preparation of:

a) the financial report (other than consolidated entity disclosure statement) that gives a true and fair view in accordance with Australian Accounting Standards and the *Corporations Act 2001*; and

b) the consolidated entity disclosure statement that is true and correct in accordance with the *Corporations Act 2001*, and

for such internal control as the directors determine is necessary to enable the preparation of:

ii) the financial report (other than consolidated entity disclosure statement) that gives a true and fair view and is free from material misstatement, whether due to fraud or error; and

iii) the consolidated entity disclosure statement that is true and correct and is free of misstatement, whether due to fraud or error.

In preparing the financial report, the directors are responsible for assessing the Group's ability to continue as a going concern, disclosing, as applicable, matters related to going concern and using the going concern basis of accounting unless the directors either intend to liquidate the Group or to cease operations, or have no realistic alternative but to do so.

For personal use only

In.Corp
Vision To Reality

ALARA RESOURCES LIMITED
INDEPENDENT AUDITOR'S REPORT (continued)

Auditor's Responsibilities for the Audit of the Financial Report

Our objectives are to obtain reasonable assurance about whether the financial report as a whole is free from material misstatement, whether due to fraud or error, and to issue an auditor's report that includes our opinion. Reasonable assurance is a high level of assurance, but is not a guarantee that an audit conducted in accordance with Australian Auditing Standards will always detect a material misstatement when it exists. Misstatements can arise from fraud or error and are considered material if, individually or in the aggregate, they could reasonably be expected to influence the economic decisions of users taken on the basis of this financial report.

A further description of our responsibilities for the audit of the financial report is located at the Auditing and Assurance Standards Board website at:

https://www.auasb.gov.au/admin/file/content102/c3/ar1_2020.pdf. This description forms part of our auditor's report.

Opinion on the Remuneration Report

We have audited the remuneration report included in the directors' report for the year ended 30 June 2024.

In our opinion the remuneration report of Alara Resources Limited for the year ended 30 June 2024 complies with section 300A of the *Corporations Act 2001*.

Responsibilities for the Remuneration Report

The directors of the Company are responsible for the preparation and presentation of the Remuneration Report in accordance with section 300A of the *Corporations Act 2001*.

Our responsibility is to express an opinion on the Remuneration Report, based on our audit conducted in accordance with Australian Auditing Standards.

In.Corp Audit & Assurance Pty Ltd

Daniel Dalla
Director

30 September 2024

JORC Code Information

For personal use only

Summaries of mineral resources and ore reserves

References to mineral resources, ore reserves and exploration results in this report are summaries of the Company's previous public reports of those matters, as referenced in the particular sections of this Report containing those summaries (**Previous Public Reports**). Previous Public Reports were prepared in compliance with the edition of the JORC Code applicable at the time, being either the 2012 Edition or, in some cases as referenced in the text, the 2004 Edition.

The Company is not aware of any new information or data that materially affects the information about any mineral resource, ore reserve or exploration result included in a Previous Public Report, except to the extent that a later Previous Public Report has modified an earlier Previous Public Report. In the case of estimates of mineral resources and ore reserves, the Company confirms that all material assumptions and technical parameters underpinning the estimates in the relevant previous Public Reports continue to apply and have not materially changed. The form and context in which the findings of the relevant competent person (as defined in the JORC Code) on which the Previous Public Reports were based have not been materially modified when repeated in this Report.

Mineral resources and ore reserve review

The Company has conducted a review of its mineral resources and ore reserves statements effective 30 June 2024. As a result of that review the Company reports no change to its mineral resources and ore reserves as contained in the relevant, latest Previous Public Reports of those resources and reserves. The review confirmed that the Company's mineral resources and ore reserves are as stated in the various sections of this Report which summarise those matters.

Competent person statements

The information in this announcement that relates to the feasibility study of the Al Hadeetha copper-gold project is based on information compiled by Mr H. Shanker Madan, who is a Member of the Australasian Institute of Mining and Metallurgy, and consultant to Alara Resources. Mr Madan has sufficient experience which is relevant to the style of mineralisation and type of deposit under consideration, and to the activity he is undertaking to qualify as a Competent Person as defined in the JORC Code, 2012 edition. Mr Madan consents to the inclusion in the announcement of the matters based on his information in the form and context in which it appears. Mr Madan is an independent consultant and was Managing Director of the Company from 2007 until 2013.

The information in this announcement that relates to Ore Reserve of the Al Hadeetha Project was compiled by Mr Harry Warries, who is a Fellow of the Australasian Institute of Mining and Metallurgy, and a consultant to Alara Resources. Mr Warries has sufficient experience which is relevant to the style of mineralisation and type of deposit under consideration, and to the activity which he is undertaking to qualify as a Competent Person as defined in the 2012 Edition of the 'Australian Code for Reporting of Exploration Results, Mineral Resources and Ore Reserves.' In assessing the appropriateness of the Ore Reserve estimate, Mr Warries has relied on various reports, from both internal and external sources, in either draft or final version, which form part of or contribute to the Al Hadeetha Project Feasibility Study. These reports are understood to be compiled by persons considered by Alara to be competent in the field on which they have reported. Mr Warries is a director of Mining Focus Consultants Pty Ltd and is not and has never been an employee of the Company. Mr Warries consents to the inclusion in the report of the information in the form and context in which it appears.

The information in this announcement that relates to JORC Resources of the Daris Copper Gold Project and the Al Hadeetha Copper-Gold Project (Oman) are based on, and fairly represents, information and supporting documentation prepared by Mr Ravi Sharma, who is a Chartered Member of The Australasian Institute of Mining and Metallurgy, Registered Member of The Society for Mining, Metallurgy and Exploration. Mr Sharma was a principal consultant to Alara Resources and has sufficient experience which is relevant to the style of mineralisation and type of deposit under consideration, and to the activity he is undertaking to qualify as a Competent Person as defined in the JORC Code, 2012 edition. Mr Sharma is Principal of Bedrock Mineral Resource Consulting. He is not and has never been an employee of the Company. Mr Sharma approves and consents to the inclusion in the report of the matters based on his information in the form and context in which it appears.

Securities Information

The shareholder information set out below was applicable at 22 October 2024.

Issued Securities

	Quoted on ASX	Unlisted	Total
Fully Paid Ordinary Shares	718,087,541	–	–
Options (AUQOPT8)	–	179,521,885	–
Total	**718,087,541**	**179,521,885**	**897,609,426**

Distribution of Fully Paid, Ordinary Shares

Spread of Holdings	Number of Holders	Number of Units	% of Issued Captial
1 – 1000	822	264,113	0.04%
1,001 – 5,000	244	572,245	0.08%
5,001 – 10,000	157	1,319,649	0.18%
10,001 – 100,000	557	21,967,805	3.06%
100,001 +	306	693,963,729	96.64%
Total	**2,086**	**718,087,541**	**100.00%**

Unmarketable Parcels

	Min. parcel size	Holders	Units
Minimum $500.00 parcel at $0.031 per unit	16,129	1,344	3,756,642

Substantial Holders

Holding	Holding Balance	% IC
Al Tasnim Infrastructure LLC	99,650,067	13.88
Mr Vikas Malu	50,000,000	6.96
Al Tasnim Infrastructure LLC	99,650,067	13.88

Top 20 Ordinary Fully Paid Shareholders

Rank	Shareholder	Shares Held	% of Issued Captial
1.	Al Tasnim Infrastructure LLC	99,650,067	13.88
2.	Vikas Malu	64,142,050	8.93
3.	Ms Meng Meng	41,844,441	5.83
4.	Vikas Jain	37,745,930	5.26
5.	Al Hadeetha Investment Services LLC	31,500,000	4.39
6.	BNO Paribas Nominees Pty Ltd	25,707,379	3.58
7.	Piyush Jain	24,199,437	3.37
8.	Citicorp Nominees Pty Ltd	23,198,764	3.23
9.	Mr Tyrone James Giese	17,705,960	2.47
10.	Mr Mohammed Saleh Alalshaikh	16,875,925	2.35
11.	J P Morgan Nominees Australia Pty Limited	15,000,000	2.09
12.	Whitechurch Developments Pty Ltd	14,644,134	2.04
13.	Progesys International FZC	14,527,028	2.02
14.	Ferguson Superannuation Pty Ltd	12,650,000	1.76
15.	Mr Farrokh Jimmy Masani	12,142,581	1.69
16.	Mr Pradeep Goyal	9,964,433	1.39
17.	Anthony Cullen	9,950,851	1.39
18.	Mr Steven Spencer Dahlin & Mrs Eli Odny Dahlin	9,497,181	1.32
19.	Peter Kelvin Rodwell	9,422,858	1.31
20.	Aum Family Super Pty Ltd	8,555,725	1.19
Total		**498,924,744**	**69.48%**

On-Market Buy Back

There is no current on-market buy back in progress.

Voting Rights

Each fully paid ordinary share entitles the holders to one vote. Options do not have voting rights.

For personal use only

Corporate Directory

Directors

Stephen Gethin	Non-Executive Chairman
Atmavireshwar Sthapak	Managing Director
Vikas Jain	Non-Executive Director
Sanjeev Kumar	Non-Executive Director
Devaki Khimji	Non-Executive Director
Farrokh J Masani	Alternate Director[1]

Company Secretary
Dinesh Aggarwal

Registered Office and Business Address
Suite 1.02, 110 Erindale Road
Balcatta, Western Australia 6021

Postal:
PO Box 963 Balcatta
Western Australia 6914 AUSTRALIA
Telephone: +61 8 9240 4211
E-mail: info@alararesources.com

ASX Code: AUQ

Corporate Governance Statement
The Company's Corporate Governance Statement is available on the Company's website: www.alararesources.com

Email alerts
Investors wishing to receive email alerts of all Company ASX Announcements can register their interest by clicking "email alerts" at: www.alararesources.com/irm or by emailing info@alararesources.com.

Auditors
In.Corp Audit & Assurance Pty Ltd
(formerly known as Rothsay Audit & Assurance Pty Ltd)
Level 1, Lincoln Building
4 Ventnor Avenue
West Perth, Western Australia 6005
www.australia.incorp.asia

Share Registry
Automic Group
Level 5, 191 St Georges Terrace,
Perth Western Australia 6000
www.automicgroup.com.au

Australian Securities Exchange
ASX Limited
Level 40, Central Park
152-158 St Georges Terrace
Perth, Western Australia 6000

(1) Mr Masani is an alternate director for Devaki Khimji

For personal use only

For personal use only

Alara Resources Limited
Suite 1.02, 110 Erindale Road
Balcatta, Western Australia 6021
T +61 8 9240 4211
E info@alararesources.com
www.alararesources.com

ALARA
RESOURCES

For personal use only