31 October 2022
ASX Announcement

QUARTERLY REPORT - period ending 30 September 2022

HIGHLIGHTS

KARAKARA DISCOVERY CONTINUES TO DELIVER HIGH-GRADE RESULTS

- Resource definition and extensional drilling extended mineralisation over a strike length of 250m
- Karakara remains open to the northeast, south and on the margins of defined mineralisation
- The Maiden Mineral Resource estimate for Karakara was released post the end of the quarter on the 27th October 2022 totalling 116koz (1.6Mt @ 2.1g/t gold)
- Key intercepts returned from Karakara included:
  - DSDD077: **51m @ 5.1 g/t Au** from 31m
  - DSDDM103: **10m @ 8.6 g/t Au** from 25m and **37m @ 4.3 g/t Au** from 66m
  - DSDDM106: **33m @ 4.0 g/t Au** from 73m
  - DSDD104: **22m @ 4.7 g/t Au** from 56m
  - DSDD105: **11.45m @ 7.2 g/t Au** from 84.6m
  - DSDD092: **7.52m @ 10.6 g/t Au** from 12m

AREA D MINERALISATION EXTENDED PLUS POTENTIAL NEW LODE IDENTIFIED

- Near surface mineralisation extended along the entire western margin of Area D
- Mineralisation remains open to the west and northwest
- Key intercepts included:
  - DSDD087: **2m @ 201 g/t Au** from 2m and **21m @ 1.6 g/t Au** for 57m
  - DSDD083: **19.5m @ 2.4 g/t Au** from 6.5m
  - DSDD086: **6m @ 5.9 g/t Au** from 27m
- Potential new high-grade lode identified at depth on eastern margin of Area D at approximately 100m vertical. DSDD089 intersected mineralisation 25m south of an existing intercept in DSDD028, results included:
  - DSDD089: **17m @ 1.7 g/t Au** for 116m
  - DSDD028: **9.5m @ 3.6 g/t Au** from 145m
- Mineralisation extended to the northeast of Area D in the following hole:
  - DSDD090: **3m @ 6.5 g/t Au** from 38m
- Metallurgical drilling confirmed shallow high-grade mineralisation, including:
  - DSDDM098: **42m @ 3.1 g/t Au** from 10.5m and **5m @ 5.4 g/t Au** from 56m
  - DSDDM097: **14.3m @ 6.0 g/t Au** from 5.7m
- A Mineral Resource estimate upgrade over Area D has commenced

For personal use only

For personal use only

BOUGOUDA – MAIDEN MINERAL RESOURCE

- Seven 100m spaced RC drill traverses were drilled over extensive artisanal workings exploiting two parallel quartz veins at Bougouda, 14km south the main Diamba Sud tenement
- Key intercepts included:
  - DSR388: **2m @ 40.8 g/t Au** from 83m
  - DSR392: **21m @ 3.3 g/t Au** from 65m
  - DSR398: **10m @ 5.3 g/t Au** from 50m
  - DSR399: **6m @ 3.7 g/t Au** from 168m
  - DSR396: **7m @ 3.1 g/t Au** from 46m
- A **Maiden Mineral Resource of 348kt @ 4.7 g/t Au for 52,000 ounces** was estimated over the Bougouda drilling
- Mineralisation at Bougouda remains open at depth
- Total Mineral Resources at Diamba Sud **at the end of the quarter totalled 15.6Mt @ 1.7 g/t Au for 833,000 ounces** (Table 2)
- With the release of the Karakara Maiden Resource subsequent to the end of the quarter the total Mineral Resources at Diamba Sud increased to **17.2Mt @ 1.7 g/t Au for 951,000 ounces** (Table 3)

MINERALISATION DEFINED AT WESTERN SPLAY AND MOUNGOUNDI

- Drilling over Western Splay and Moungoundi, located 5km to the southwest of the Area A, defined significant shallow mineralisation that is highly likely to develop into future economic mineral resources
- Key intercepts included:
  - DSR402: **7m @ 7.4 g/t Au** from 42m
  - DSR404: **11m @ 3.4 g/t Au** from 30m and **16m @ 2.8 g/t Au** from 92m
  - DSR426: **6m @ 3.4 g/t Au** from 39m and **15m @ 2.9 g/t Au** from 74m
  - DSR401: **18m @ 2.1 g/t Au** from 1m
  - DSR406: **8m @ 3.7 g/t Au** from 88m
  - DSR427: **11m @ 1.9 g/t Au** from 36m
  - DSR400: **11m @ 1.6 g/t Au** from 55m

CORPORATE

- Cash at the end of the quarter totalled A$8.5 million

UPCOMING ACTIVITIES

- The maiden Mineral Resource estimate for Karakara, which was subsequently released on 27th October, and an upgrade to the Area D Mineral Resource will be delivered in the December quarter followed by an update to the Scoping Study
- Commencement of the Phase 9 drilling campaign aimed at adding additional resources, testing exploration targets and input into Definitive Feasibility Studies ("DFS") at Diamba Sud
- Baseline environmental and Environmental and Social Impact assessment ("ESIA") studies are ongoing over the Project area
- Definitive Feasibility Studies ongoing to support future development

Chesser Resources Limited ("Chesser" or the "Company", ASX:CHZ) is pleased to present its Quarterly Activities Report for the three months ended 30 September 2022. The Company's primary focus during the reporting period continued to be the advancement of its Diamba Sud gold Project in Senegal.

DIAMBA SUD EXPLORATION ACTIVITIES

The Phase 8 drill program was completed, and all the remaining results were reported on during the September quarter and included:

- Karakara: 16 diamond drill ("DD") holes for 3,146m, and nine reverse circulation ("RC") drill holes for 1,334m
- Area D: 15 DD holes for 1,998.4m and three RC holes for 327m
- Area A: three DD holes for 618m and three RC holes for 477m
- Area A-D: three RC holes for 251m
- Area D South: one DD hole for 251.2m and three RC holes for 171m
- Bougouda: 13 RC drill holes for 1,274m
- Kassassoko: two DD holes for 318m
- Western Splay: 15 RC drill holes for 1,576m
- Moungoundi: 13 RC drill holes for 1,414m

Included in the DD holes were nine holes for 1,237.6m which were drilled to collect metallurgical testwork samples.

For personal use only

For personal use only

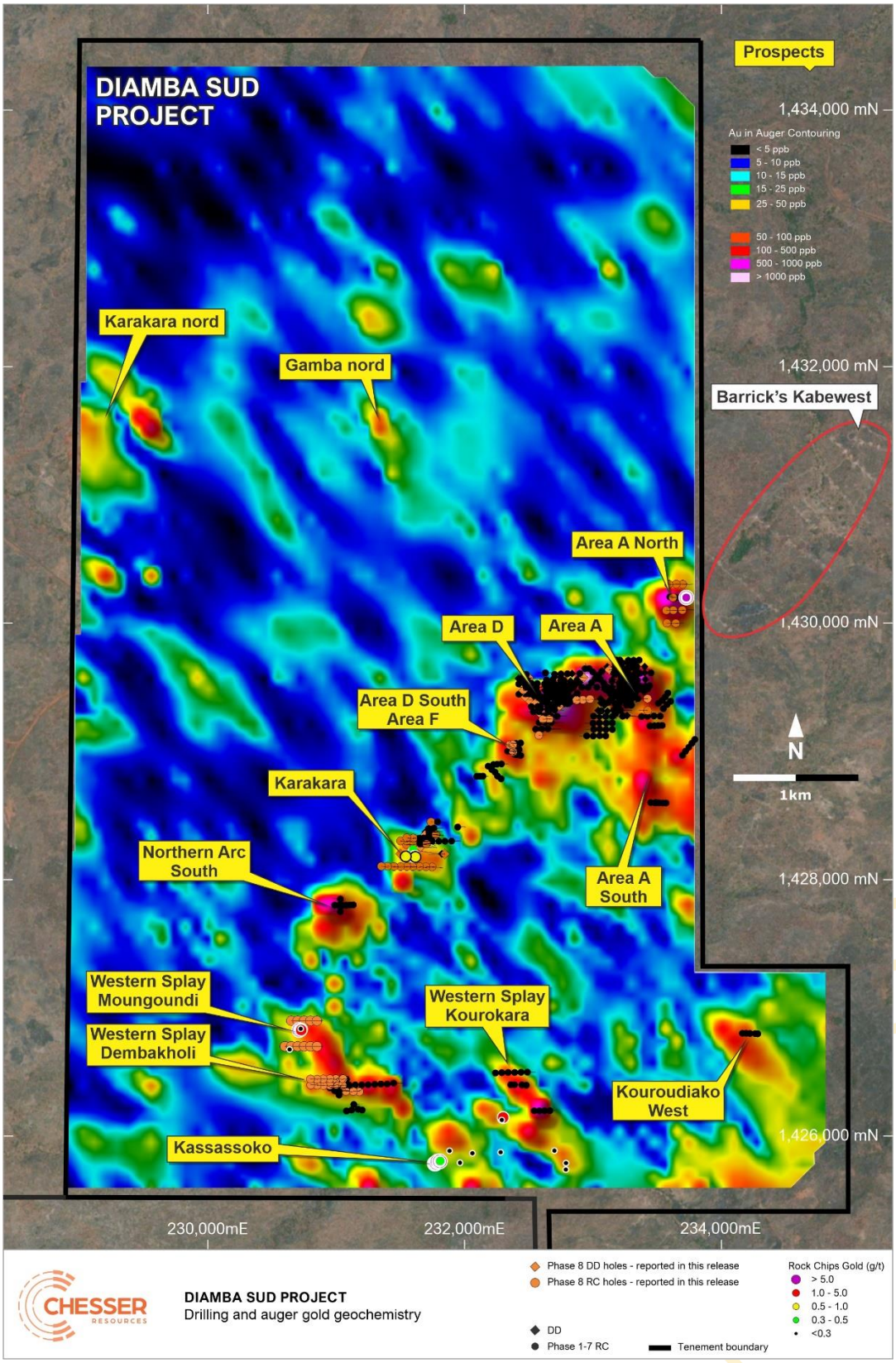

Figure 1: Prospect locations Diamba Sud with drilling locations and auger geochemical results

For personal use only

KARAKARA CONTINUES TO DELIVER HIGH-GRADE RESULTS

Karakara is located 1.2km southwest of Area D (Figure 1) and over a geochemical anomaly coincident with the interpreted trend of the Northern Arc structure. Drilling has defined shallow, high-grade mineralisation over at least ~250m of strike.

Mineralisation appears to be predominantly associated with quartz-carbonate-hematite-albite-pyrite alteration within hydrothermally altered brecciated sedimentary rocks, however mineralisation in the granites has also been observed. The north-south trending, east dipping sedimentary sequence is bounded by granite to the east and west. The geometry of the mineralisation is complex but may be associated with folding and an anticlinal structure observed in core and geophysics. Locally there are very high grades associated with a northeast-southwest trending dyke that transects the mineralisation.

An extensive drill program has been completed over Karakara to define the initial strike and depth extents of mineralisation with results confirming the main high-grade mineralised structure at Karakara (Figure 2).

The final batch of drill results extended mineralisation to more than 250m strike with mineralisation remaining open to the northeast, east and possibly to the southeast.

In the north drilling intersected very high-grade mineralisation adjacent to the northeast-southwest trending dyke with mineralisation remaining open in that direction. Intercepts included:

- DSDDM103: **10m @ 8.6 g/t Au** from 25m and **37m @ 4.3 g/t Au** from 66m
- DSDDM106: 4m @ 2.1 g/t Au from 8.3m and **33m @ 4.0 g/t Au** from 73m
- DSDD104: 6.5m @ 5.8 g/t Au from 24m and **22m @ 4.7 g/t Au** from 56m
- DSDD105: **11.45m @ 7.2 g/t Au** from 84.55m

Shallow mineralisation extended south in:

- DSDD092: **7.52m @ 10.6 g/t Au** from 12m
- DSR433: 4m @ 2.7 g/t Au from 56m

Intercepts within the main mineralised structure returned strong grades with mineralisation remaining open on many of the drill sections. Intercepts included:

- DSDD077: 7m @ 1.4 g/t Au from 3m, 2.5m @ 2.9 g/t Au from 15m and **51m @ 5.1 g/t Au** from 31m
- DSDDM103: **10m @ 8.6 g/t Au** from 25m and 37m @ 4.3 g/t Au from 66m
- DSDD109: 4m @ 3.2 g/t Au from 119m and **10m @ 6.4 g/t Au** from 129m
- DSDD076: 8.1m @ 1.7 g/t Au from 110.9m, 4m @ 2.1 g/t Au from 136m and 5.6m @ 8.7 g/t Au from 154.9m
- DSDD101: 7m @ 6.7 g/t Au from 39m and 6m @ 3.5 g/t Au from 157m
- DSDD093: 21m @ 2.2 g/t Au from 139m

Following the return of the final drill results during the September quarter work commenced on the maiden Mineral Resource estimate for Karakara (released on 27th October) to add to the 833koz[1] Mineral Resource inventory at Diamba Sud as at 30 September 2022 (Table 2).

On October 27, 2022, the Company announced the maiden Mineral Resource for Karakara of **1.7Mt @ 2.1 g/t Au for 116koz** which increased the total Mineral resources at Diamba Sud to **951koz**, as summarised in Table 3.

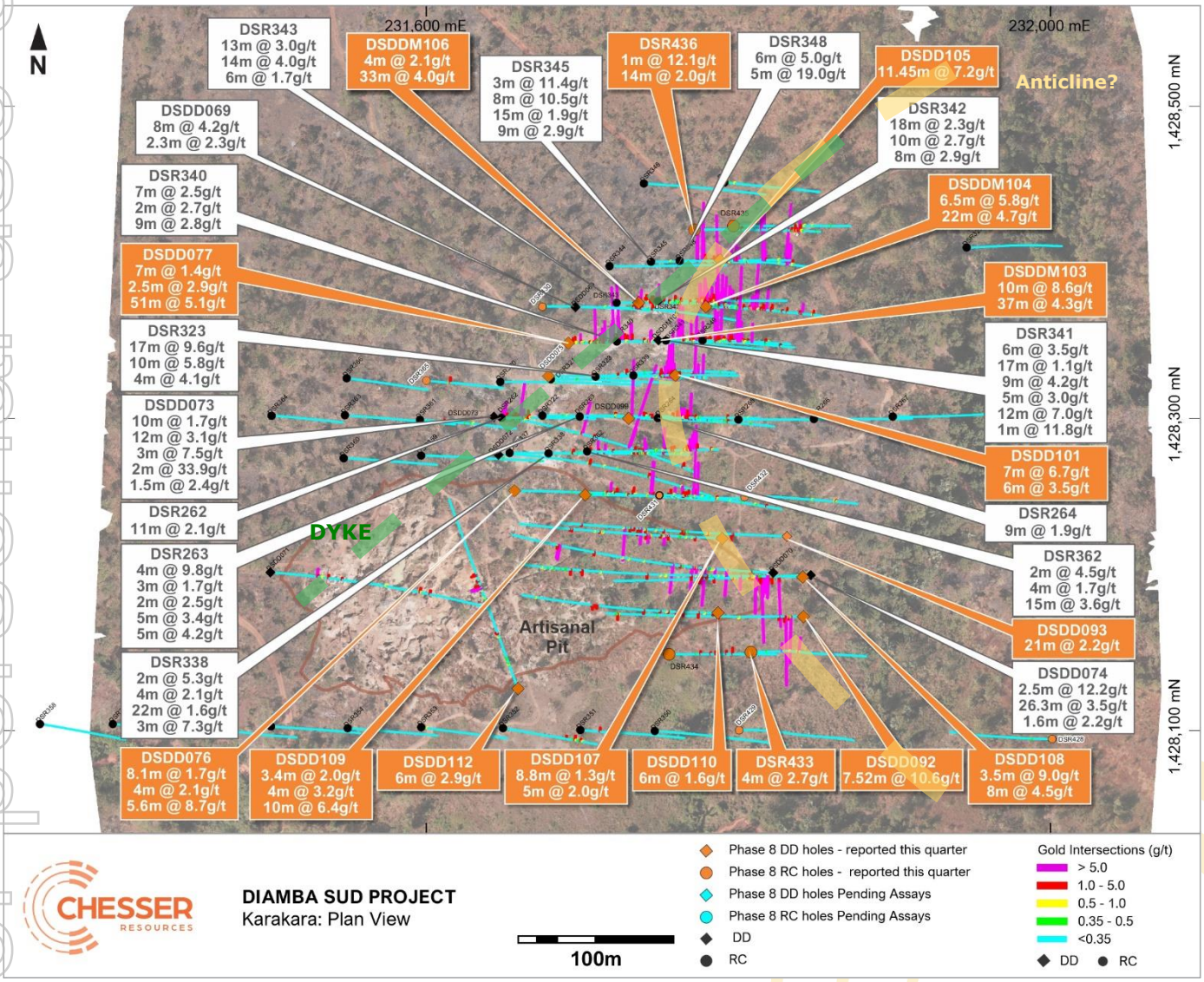

Figure 2: Karakara plan view showing historical drilling and holes and rock chip samples reported in this quarter with selected significant results[2]

[1] Refer ASX announcements dated 16 November 2021 and 8 September 2022. The Company confirms that it is not aware of any new information or data that materially affects the information included in the that announcement and that all material assumptions and technical parameters underpinning the estimates in that announcement continue to apply and have not materially changed.

[2] Refer to ASX announcements 23 April 2021, 22 Dec 2021, 9 May 2022, 7 June 2022, 4 July 2022, 17 August 2022, and 31 August 2022 for previously reported drilling results. The Company is not aware of any new information or data that materially affects the information contained in those announcements

For personal use only

AREA D MINERALISATION EXTENDED PLUS POTENTIAL NEW LODE IDENTIFIED

Step out drilling on the western margin of Area D intersected numerous shallow mineralised intervals (Figure 3) outside the existing Mineral Resources and the Scoping Study pit shell. These drill results should add to the Mineral Resource inventory in this area when updated later in the year. Mineralisation remains open to the west and northwest in that area.

Western margin drill intercepts included:

- DSDD087: **2m @ 201 g/t Au** from 2m and **21m @ 1.6 g/t Au** from 57m
- DSDD083: **19.5m @ 2.4 g/t Au** from 6.5m
- DSDD086: **6m @ 5.9 g/t Au** from 27m
- DSDD079: 9m @ 2.3 g/t Au from 30m and 12.7m @ 1.2 g/t Au from 48.5m
- DSDD078: 5.5m @ 3.6 g/t Au from 18m

A potential new high-grade lode identified at depth on eastern margin of Area D at approximately 100m vertical was intersected in DSDD089 (Figure 2) approximately 25m south of DSDD028: **9.5m @ 3.6 g/t Au** from 145m.

- DSDD089: 6.4m @ 4.4 g/t Au from 17.6m and **17m @ 1.7 g/t Au** from 116m

Mineralisation in both holes is associated with hydrothermal brecciation and quartz-carbonate-hematite-albite-pyrite alteration in sedimentary breccia rocks consistent with high-grade mineralisation observed at Area A.

The new lode target will be subject to drilling during the next drill season.

In the northeast both the metallurgical drill hole DSDDM098 and DSDD090 (Figure 2) extended mineralisation at depth and towards the northeast along the Northern Arc structure.

Drill intercepts included:

- DSDD090: 2m @ 2.2 g/t Au from 2m, **3m @ 6.5 g/t Au** from 38m and 10.5m @ 1.3 g/t Au from 48m
- DSDDM098: **42m @ 3.1 g/t Au** from 10.5m and **5m @ 5.4 g/t Au** from 56m

Drilling was also undertaken at Area A, Area D South and between Areas A and D with minor results returned (Figure 3).

For personal use only

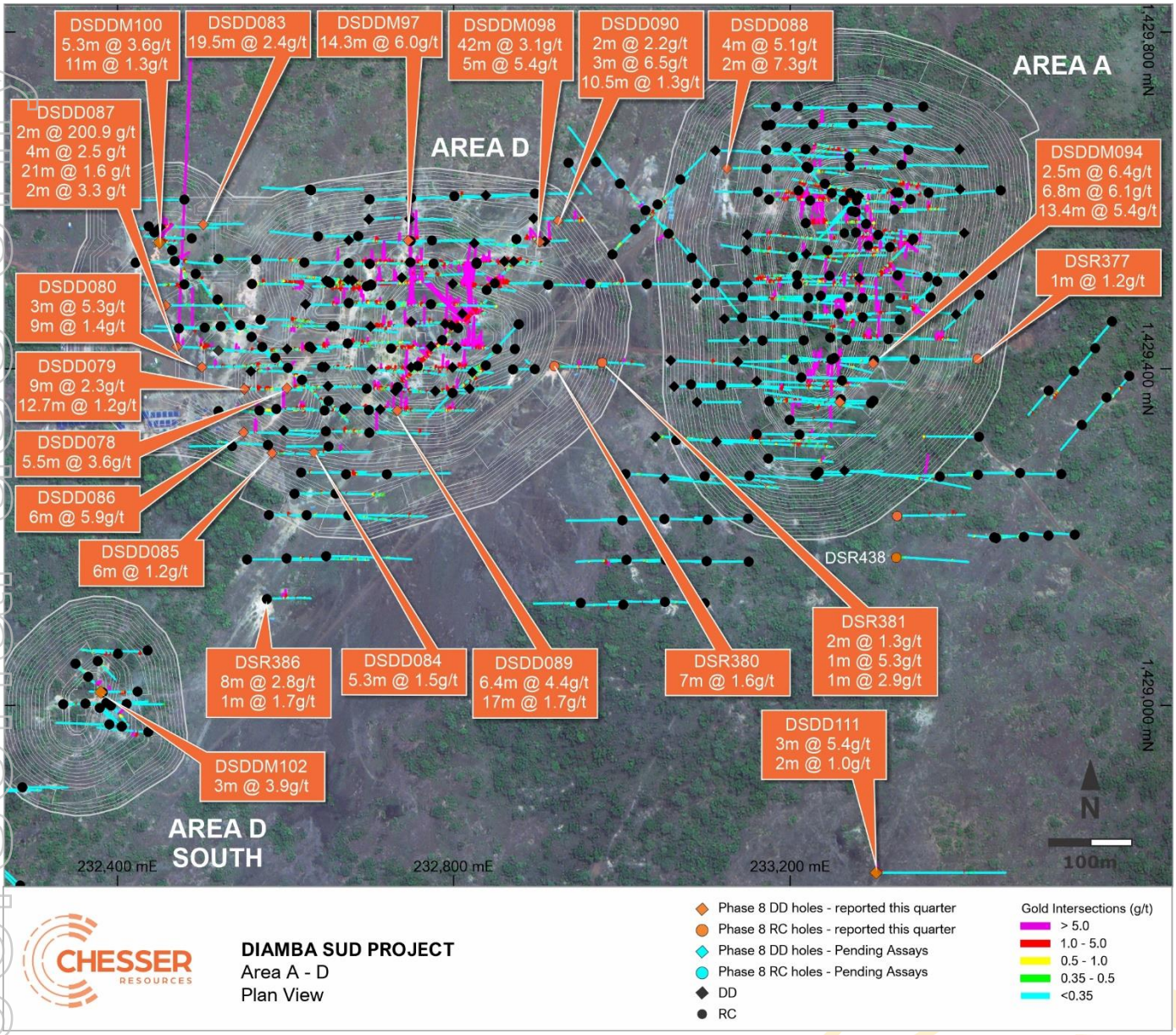

Figure 3: Area A-D plan view showing Scoping Study pit designs, historical drilling and holes reported this quarter with selected significant results[3]

[3] Refer to ASX announcement dated on 15 March 22 for Scoping Study results as amended in the ASX announcement dated 27 October 2022. The Company is not aware of any new information or data that materially affects the production targets and financial forecasts derived from the production targets in the referenced ASX announcement and confirms that all material assumptions and technical parameters underpinning those production targets and financial forecasts continue to apply and have not materially changed from the amended Scoping Study results contained in the ASX announcement dated 27 October 2022.

For personal use only

For personal use only

METALLURGICAL DRILLING CONFIRMS MINERALISATION MODEL

Metallurgical drilling, nine DD holes for 1,237.6m (Figure 2 and Figure 3), intersected significant mineralised intervals generally confirming previous drill results and the Mineral Resource model, including:

KARAKARA

- DSDDM103: 10m @ 8.6 g/t Au from 25m and 37m @ 4.3 g/t Au from 66m
- DSDDM106: 4m @ 2.1 g/t Au from 8.3m and 33m @ 4.0 g/t Au from 73m
- DSDDM108: 3.5m @ 9.0 g/t Au from 33.5m and 8m @ 4.5 g/t Au from 45m

AREA D

- DSDDM098: **42m @ 3.1 g/t Au** from 10.5m and **5m @ 5.4 g/t Au** from 56m
- DSDDM097: **14.3m @ 6.0 g/t Au** from 5.7m
- DSDDM100: 5.3m @ 3.6 g/t Au from 3.7m and 11m @ 1.3 g/t Au from 15m

AREA A

- DSDDM094: 8.6m @ 6.1 g/t Au from 107.9m and 13.4m @ 5.4 g/t Au from 136.3m
- DSDDM091: drilled into granite no significant results

AREA D SOUTH

- DSDDM102: 3m @ 3.9 g/t Au from 23.6m

All metallurgical sampling and drilling have now been completed for all the DFS metallurgical testwork requirements and testwork is currently underway.

BOUGOUDA – DISCOVERY AND MAIDEN MINERAL RESOURCE

Seven 100m spaced RC drill traverses were drilled at Bougouda in the southern Diamba Sud ("DS2") tenement block approximately 14km south of the main tenement area (Figure 4).

At Bougouda artisanal miners have been exploiting mineralised quartz-hematite-pyrite-carbonate veins that intrude through diorite over a length of approximately 800m to a depth of approximately 10-15m via small shafts.

Mineralisation was intersected on each drill traverse, (Figure 4), with the weighted average intercept reported being 3.8m @ 4.2g/t gold.

Better intercepts included:

- DSR388: **2m @ 40.8 g/t Au** from 83m
- DSR392: **21m @ 3.3 g/t Au** from 65m
- DSR398: **10m @ 5.3 g/t Au** from 50m
- DSR399: **6m @ 3.7 g/t Au** from 168m
- DSR396: **7m @ 3.1 g/t Au** from 46m

True vein widths are approximately half the reported intercept widths.

This new style of mineralisation is further evidence of the significant prospectivity of the area that is evolving from the recent modern exploration efforts. In the past two years six mineralised areas (Area

A, Area D, Karakara, Western Splay, Kassassoko and Bougouda) have been identified on the Diamba Sud tenement alone as well as Kabewest and other prospects on Barrick's adjacent tenements. The deposits are all capable of being processed in a single centralised processing facility in a future development scenario.

A Maiden Mineral Resource was released on 8th September 2022 over the Bougouda by Mr. Brenton McWhirter and Mr. Andrew Grove (MAIG) and including all drilling up to 4 July 2022 using Inverse Distance Squared ("ID2") estimation methodology. The Bougouda Resource has been reported in accordance with the JORC Code (2012) and is effective as of 25 August 2022.

The Open Pit Mineral Resources were reported within a pit shell using metal price assumptions of US$1,800/oz gold, input parameters from the recently completed Scoping Study and were reported above a 0.5g/t gold cut-off grade ("COG"). Underground Resources were reported below the US$1,800/oz gold pit shell and reported above a 3.0g/t gold COG to reflect the higher potential cost of underground mining.

Table 1: Bougouda Mineral Resources

Bougouda Mineral Resources				
Area	Oxidation	Inferred		
		Tonnes	Grade	Metal
		Kt	g/t	Koz
Bougouda	Oxide	46	4.8	7
	Fresh	133	5.9	25
	UG/Fresh	169	3.6	20
	Total	**348**	**4.7**	**52**

The key attributes of the maiden Mineral Resource at Bougouda are as follows:

- **High-grade ounces:** 52koz @ 4.7g/t gold which is relatively insensitive to changes in COG
- **High-value ounces:** for future processing plant located on the main Diamba Sud tenement
- **Continuous mineralisation:** mineralised structures continuous over +650m strike length and trends into neighboring Barrick tenement
- **Exploration upside:** opportunities to extend mineralisation at depth and to identify similar mineralised structures

For personal use only

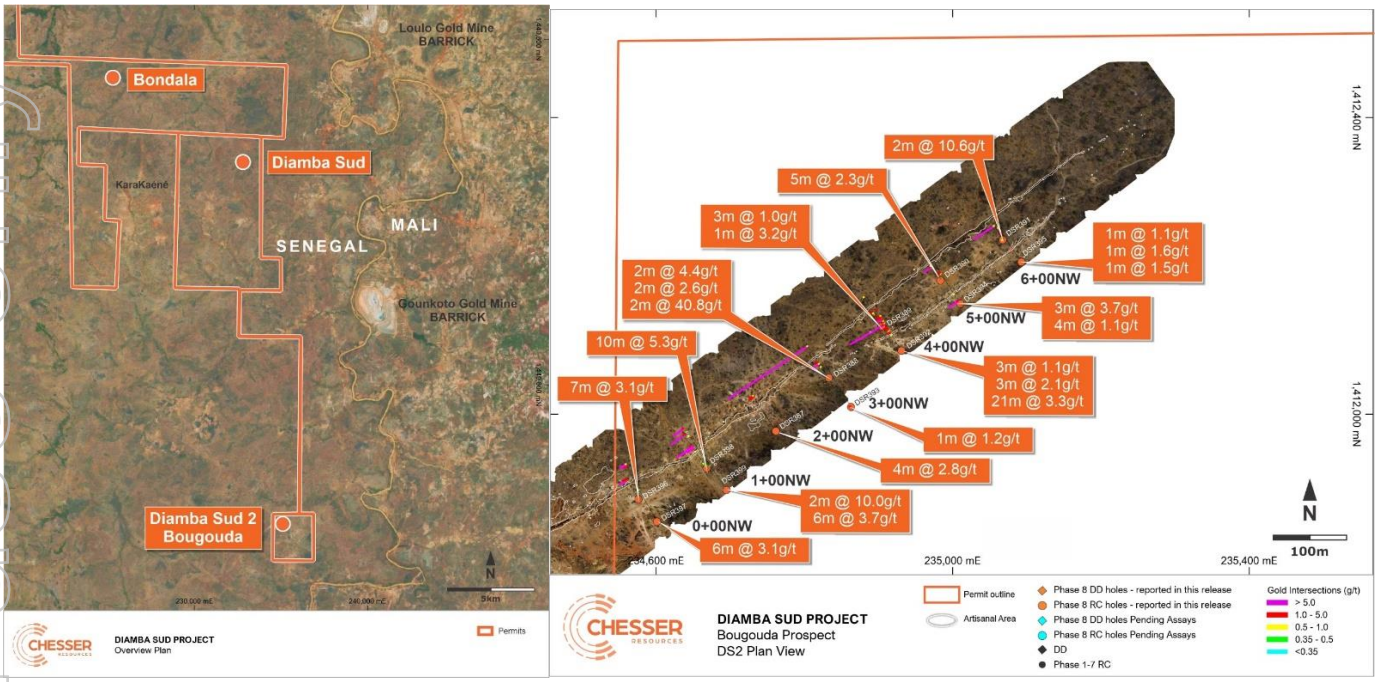

Figure 4: DS2 Bougouda location plan and plan view showing drilling and selected significant results

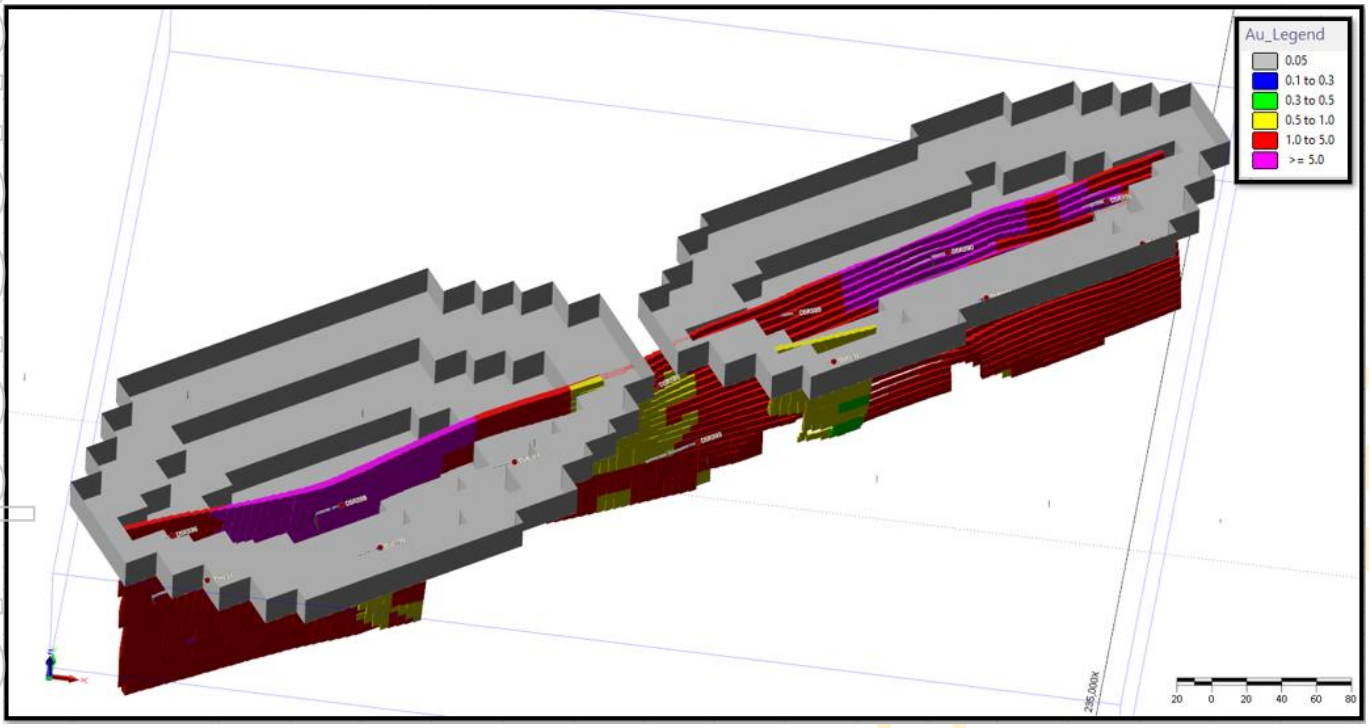

Figure 5: Bougouda Mineral Resource 3D image of Resources in the US$1,800/oz gold pit shell

For personal use only

MINERALISATION DEFINED AT WESTERN SPLAY AND MOUNGOUNDI

Western Splay area is defined by co-incident gold auger geochemical anomaly and a geophysical feature approximately 5km to the southwest of the Area A (Figure 1) that has been subject to artisanal mining activity.

Previous drilling has defined a 300m open ended mineralised structure trending northwest-southeast between Moungoundi and Western Splay (Figure 6).

The geology and mineralisation controls in the area are complex. Mineralised intervals are associated with albite-hematite-carbonate-quartz-pyrite alteration within brecciated sedimentary units and granites. The area has been extensively intruded by granite and diorite dykes.

At Moungoundi east-west trending mineralised structures were observed in the artisanal mining areas with DSR426 and DSR427 drilled to the north, successfully intersecting mineralised intervals.

Phase 8 drilling delivered numerous significant shallow intercepts including:

WESTERN SPLAY

- DSR402: 7m @ 2.0 g/t Au from 26m and **7m @ 7.4 g/t Au** from 42m
- DSR404: **11m @ 3.4 g/t Au** from 30m and **16m @ 2.8 g/t Au** from 92m
- DSR401: **18m @ 2.1 g/t Au** from 1m
- DSR406: **8m @ 3.7 g/t Au** from 88m
- DSR400: **11m @ 1.6 g/t Au** from 55m

MOUNGOUNDI

- DSR426: 11m @ 1.1 g/t Au from 19m, **6m @ 3.4 g/t Au** from 39m and **15m @ 2.9 g/t Au** from 74m
- DSR427: **11m @ 1.9 g/t Au** from 36m

Additional drilling is required however it is likely that potentially economic Mineral Resource will be defined in the area.

For personal use only

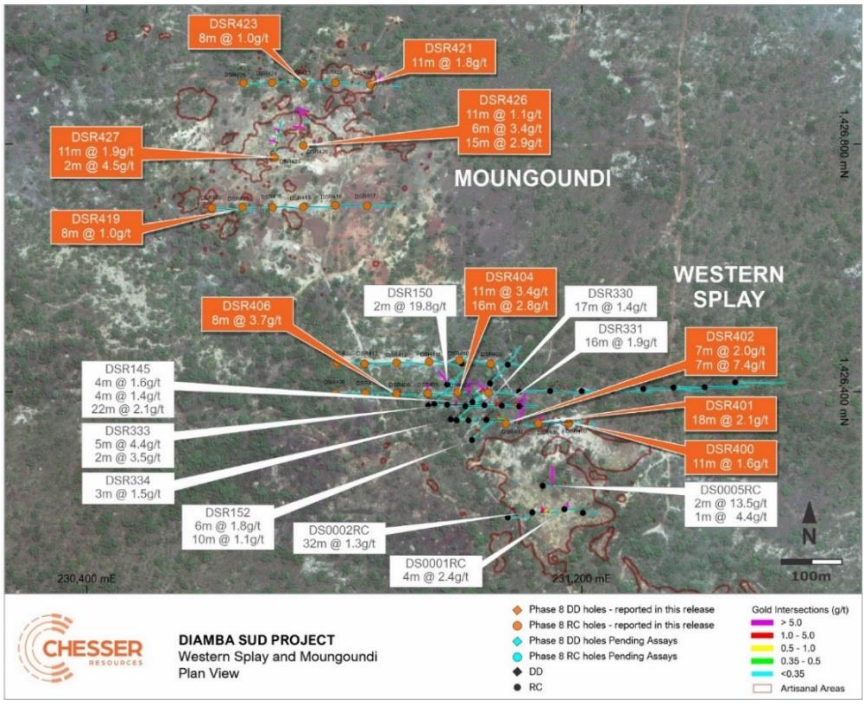

Figure 6: Western Splay plan view showing historical drilling and holes reported this quarter with selected significant results[4]

KASSASSOKO

Kassassoko is located 2.5km south of Karakara (Figure 1) and may form the southeast extension of the Western Splay structure. The area has been actively exploited by the local artisanal miners over the past six months. Mineralisation appears to be hosted within an east-west sheared and stockworked granite with associated pyrite alteration.

Two DD holes were drilled under the pit to follow up the previously reported very significant high-grade results returned from 15 rock chip samples collected from within the Kassassoko artisanal workings (Figure 7).

Both DD holes returned mineralised intervals associated with stockworked granite, however the grades and widths did not reflect what has been observed in the pit. Additional investigation will be undertaken over the area during the next field season.

Drill results included:

- DSDD095: 3m @ 2.3 g/t Au from 118m and 3m @ 1.2 g/t Au from 125m
- DSDD096: 3m @ 1.7 g/t Au from 126m and 0.7m @ 2.1 g/t Au from 161m

[4] Refer to ASX announcements 3 April 2017, 21 July 2020, 28 July 2020, 13 April 2021 and 22 December 2021 for previously reported drilling results. The Company is not aware of any new information or data that materially affects the information contained in those announcements.

For personal use only

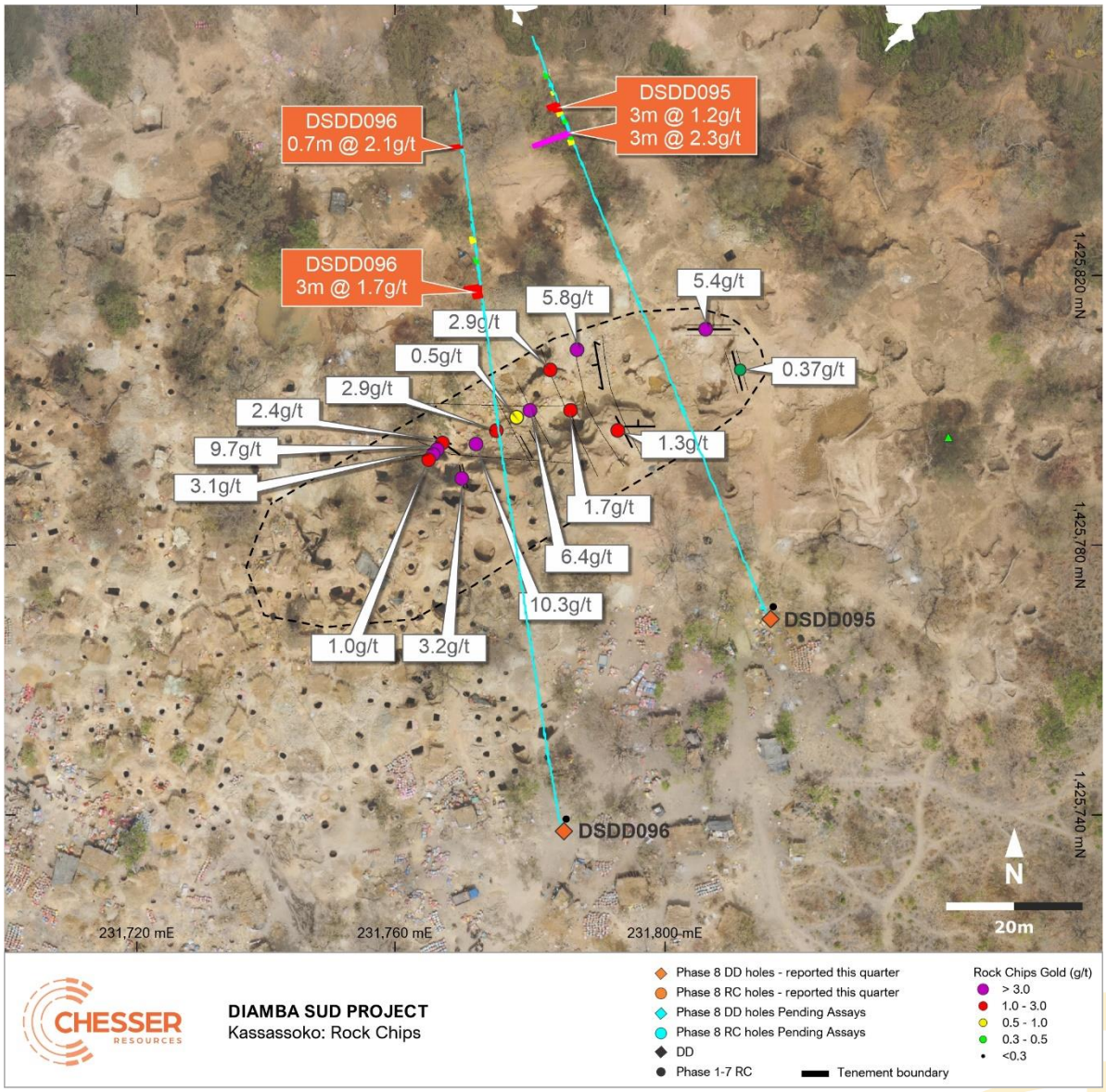

Figure 7: Kassassoko artisanal pit, rock chip sample locations and grades and drilling holes reported this quarter with selected significant results[5]

[5] Refer to ASX announcement 7 June 2022 for previously reported results. The Company is not aware of any new information or data that materially affects the information contained in that announcement.

For personal use only

For personal use only

CORPORATE AND ADMINISTRATION

- Chesser held cash of approximately $8.5 million as at 30 September 2022 ($11.7 million as at 30 June 2022)
- During the quarter the Company made payments totalling $3.2 million (June 2022 quarter $3.9 million) the majority of this expenditure being for the costs of the Phase 8 drilling program which was completed during the quarter. Partial results of the drill program are summarised in this quarterly report.
- Cash outflows from operations of $0.84 million during the quarters included $0.31 million of DFS related expenditure.
- During the quarter, the Company made payments totalling $178,000 to related parties and their associates representing Director and Chief Executive Officer remuneration

DECEMBER 2022 QUARTER PLANNED ACTIVITY

The maiden Mineral Resource estimate for Karakara, which was subsequently release on the 27th October, and an upgrade to the Area D Mineral Resource will be delivered in the December quarter followed by an update to the Scoping Study.

In November the Phase 9 drilling campaign will commence aimed at adding additional resources, testing exploration targets and providing inputs into DFS at Diamba Sud.

Baseline environmental and ESIA studies will be ongoing over the Project area with the wet season field survey to be undertaken in November.

Definitive Feasibility Studies ongoing to support future development at Diamba Sud with initial metallurgical testwork results expected to be delivered during the quarter.

Initial reconnaissance exploration activities to commence over the new tenements, Bondala and Morichou.

SEPTEMBER 2022 QUARTER ASX ANNOUNCEMENTS

This Quarterly Activities Report contains information extracted from ASX market announcements reported in accordance with the 2012 edition of the "Australasian Code for Reporting of Exploration Results, Mineral Resources and Ore Reserves" ("2012 JORC Code"). Further details (including 2012 JORC Code reporting tables where applicable) of exploration results and scoping study results referred to in this Quarterly Activities Report can be found in the following announcements lodged on the ASX:

• Appointment of Chief Financial Officer	12 September 2022
• Bougouda maiden mineral resource estimate	8 September 2022
• High-grade extension at Karakara	31 August 2022
• Mineralisation extended at Area D and Western Splay	17 August 2022
• 51m at 5.1 g/t gold intersected at Karakara, Diamba Sud	4 July 2022

For personal use only

These announcements are available for viewing on the Company's website chesserresources.com.au. Chesser confirms that it is not aware of any new information or data that materially affects the information included in any original ASX announcement.

SCHEDULE OF MINING TENEMENTS

As at 30 September 2022, the Company had interests in the following tenements:

TENEMENT	LOCATION	INTEREST
Diamba Sud	Senegal	100%
Diamba Nord	Senegal	100%
Morichou	Senegal	100%
Bondala	Senegal	100%

DIAMBA SUD MINERAL RESOURCES

As at 30 September 2022, the Company had reported the following JORC Mineral Resource estimates for its Diamba Sud gold project:

Table 2: Diamba Sud combined Mineral Resources as at 30 September 2022

Diamba Sud Mineral Resources										
Area	Oxidation	Indicated			Inferred			Total		
		Tonnes	Grade	Metal	Tonnes	Grade	Metal	Tonnes	Grade	Metal
		Mt	g/t	Koz	Mt	g/t	Koz	Mt	g/t	Koz
Area D[6]	Oxide	3.1	2.4	234	1.2	1.3	47	4.2	2.1	280
	Fresh	0.3	1.4	14	3.6	1.2	139	3.9	1.2	152
	Total	**3.4**	**2.3**	**247**	**4.8**	**1.2**	**185**	**8.2**	**1.6**	**432**
Area A[6]	Oxide	0.6	1.4	29	0.1	0.9	3	0.7	1.3	32
	Fresh	4.8	1.7	262	1.5	1.1	55	6.3	1.6	317
	Total	**5.5**	**1.7**	**291**	**1.6**	**1.1**	**58**	**7.1**	**1.5**	**349**
Bougouda[8]	Oxide				0.05	4.8	7	0.05	4.8	7
	Fresh				0.13	5.9	25	0.13	5.9	25
	UG/Fresh				0.17	3.6	20	0.17	3.6	20
	Total	**0.0**	**0.0**	**0**	**0.35**	**4.7**	**52**	**0.35**	**4.7**	**52**
TOTAL		**8.8**	**1.9**	**538**	**6.7**	**1.4**	**295**	**15.6**	**1.7**	**833**

On October 27, 2022 the Company announced the maiden mineral resource for Karakara. Table 3 summarises the Diamba Sud combined Mineral Resources as at 27 October 2022 and incorporates the Karakara Mineral Resource estimate.

Table 3: Diamba Sud combined Mineral Resources as at 27 October 2022

Diamba Sud Mineral Resources										
Area	Oxidation	Indicated			Inferred			Total		
		Tonnes	Grade	Metal	Tonnes	Grade	Metal	Tonnes	Grade	Metal
		Mt	g/t	koz	Mt	g/t	koz	Mt	g/t	koz
Area D[6]	Oxide	3.1	2.4	234	1.2	1.3	47	4.3	2.0	281
	Fresh	0.3	1.4	14	3.6	1.2	139	3.9	1.2	153
	Total	**3.4**	**2.3**	**248**	**4.8**	**1.2**	**186**	**8.2**	**1.6**	**434**
Area A[6]	Oxide	0.6	1.4	29	0.1	0.9	3	0.7	1.4	32
	Fresh	4.8	1.7	262	1.5	1.1	55	6.3	1.6	317
	Total	**5.4**	**1.7**	**291**	**1.6**	**1.1**	**58**	**7.0**	**1.6**	**349**
Karakara[7]	Oxide	0.01	1.5	0.5	0.03	2.1	2	0.04	2.0	3
	Fresh	0.8	2.6	67	0.8	1.7	46	1.6	2.1	113
	Total	**0.8**	**2.6**	**68**	**0.9**	**1.7**	**48**	**1.7**	**2.1**	**116**
Bougouda[8]	Oxide	-	-	-	0.05	4.8	7	0.05	4.8	7
	Fresh	-	-	-	0.13	5.9	25	0.13	5.9	25
	UG/Fresh	-	-		0.17	3.6	20	0.17	3.6	20
	Total	**-**	**-**		**0.3**	**4.7**	**52**	**0.3**	**4.7**	**52**
TOTAL		**9.6**	**2.0**	**607**	**7.6**	**1.4**	**344**	**17.2**	**1.7**	**951**

This release was authorised by the Board of Directors of Chesser Resources Limited.

-END-

For Further information, please contact**:**

Andrew Grove
Managing Director and CEO
andrewg@chesserresources.com.au
Mobile: +61 414 011 383

Media Inquiries
Michael Vaughan
Fivemark Partners
Mobile: +61 422 602 720

[6] *Refer to ASX announcement dated 16 November 2021 for details of the Mineral Resource Estimates for Area A and Area D. The Company is not aware of any new information or data that materially affects the information included in the referenced ASX announcement and confirms that all material assumptions and technical parameters underpinning the estimates in the market announcement continue to apply and have not materially changed.*

[7] *Refer to ASX announcement dated 27 October 2022 for details of the Mineral Resource Estimates for Karakara. The Company is not aware of any new information or data that materially affects the information included in the referenced ASX announcement and confirms that all material assumptions and technical parameters underpinning the estimates in the market announcement continue to apply and have not materially changed.*

[8] *Refer to ASX announcement dated 8 September 2022 for details of the Mineral Resource Estimate for Bougouda. The Company is not aware of any new information or data that materially affects the information included in the referenced ASX announcement and confirms that all material assumptions and technical parameters underpinning the estimates in the market announcement continue to apply and have not materially changed.*

For personal use only

For personal use only

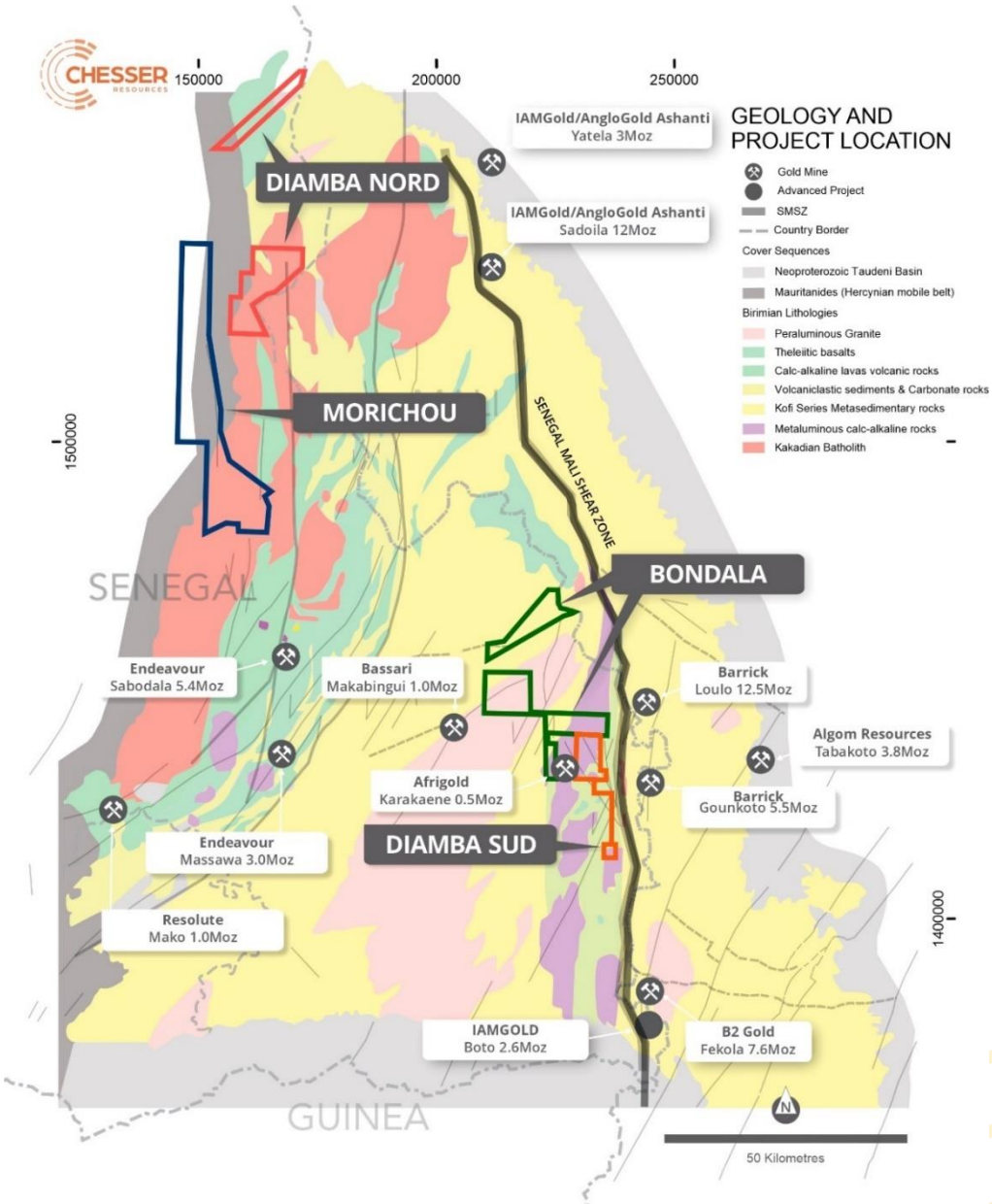

Figure 6: ***Schematic regional geology of eastern Senegal, showing Chesser's Project locations including the Diamba Sud Project and its proximity to both the SMSZ and the major gold operations and projects.***

ABOUT CHESSER RESOURCES

Chesser Resources is an ASX listed gold exploration company with projects located in Senegal, West Africa. Chesser has discovered three high-grade gold Projects (Areas A and D and Karakara) at its flagship Diamba Sud Gold Project. The Company currently holds 872km2 of highly prospective ground in this underexplored world-class gold region. The Company has corporate offices located in Brisbane and Perth, Australia and a corporate and technical team based in Dakar, Senegal.

Diamba Sud, covers an area of 53.2km2 and is located ~2km to the west of the Senegal Mali Shear Zone ("SMSZ"), a major regional structure that host numerous multimillion-ounce world class gold deposits including: B2Gold's 7.6Moz Fekola mine, Barrick's 18Moz Loulo-Gounkoto complex and Allied Gold's Sadiola and Yatela mines. Diamba Sud lies just 7km to the west of Barrick's 5.5Moz Gounkoto mine and to the immediate east of the privately owned 0.5Moz Karakaene mine.

For personal use only

Forward looking statements

Statements relating to the estimated or expected future production, operating results, cash flows and costs and financial condition of Chesser Resources Limited's planned work at the Company's projects and the expected results of such work are forward-looking statements. Forward-looking statements are statements that are not historical facts and are generally, but not always, identified by words such as the following: expects, plans, anticipates, forecasts, believes, intends, estimates, projects, assumes, potential and similar expressions. Forward-looking statements also include reference to events or conditions that will, would, may, could or should occur. Information concerning exploration results and mineral reserve and resource estimates may also be deemed to be forward-looking statements, as it constitutes a prediction of what might be found to be present when and if a project is developed.

These forward-looking statements are necessarily based upon a number of estimates and assumptions that, while considered reasonable at the time they are made, are inherently subject to a variety of risks and uncertainties which could cause actual events or results to differ materially from those reflected in the forward-looking statements, including, without limitation: uncertainties related to raising sufficient financing to fund the planned work in a timely manner and on acceptable terms; changes in planned work resulting from logistical, technical or other factors; the possibility that results of work will not fulfil projections/expectations and realize the perceived potential of the Company's projects; uncertainties involved in the interpretation of drilling results and other tests and the estimation of gold reserves and resources; risk of accidents, equipment breakdowns and labour disputes or other unanticipated difficulties or interruptions; the possibility of environmental issues at the Company's projects; the possibility of cost overruns or unanticipated expenses in work programs; the need to obtain permits and comply with environmental laws and regulations and other government requirements; fluctuations in the price of gold and other risks and uncertainties.

Competent Person's Declaration

*The information in this report that relates to **Exploration Results** has been extracted from the referenced ASX Announcements filed by Chesser Resources Limited (Exploration Results Announcements) available to view at www.chesserresources.com.au and for which Competent Persons' consent were obtained. The Competent Persons' consents remain in place for subsequent releases by the Company of the same information in the same form and context, until the consent is withdrawn or replaced by a subsequent report and accompanying consent. The Company confirms that it is not aware of any new information or data that materially affects the information included in the Exploration Results Announcements. The Company confirms that the form and context in which the Competent Person's findings are presented have not been materially modified from the Exploration Results Announcements.*

*The Information in this report that relates to the **Area A and Area D Mineral Resources**, the **Bougouda Mineral Resource** and the **Karakara Mineral Resource** has been extracted from the referenced ASX Announcements filed by Chesser Resources Limited (Mineral Resources Announcements) available to view at www.chesserresources .com.au and for which Competent Person's Consents were obtained. The Competent Persons' consents remain in place for subsequent releases by the Company of the same information in the same form and context, until the consent is withdrawn or replaced by a subsequent report and accompanying consent. Chesser confirms that it is not aware of any new information or data that materially affects the information included in the Mineral Resources Announcements. All material assumptions and technical parameters underpinning the estimates in the Mineral Resources Announcements continue to apply and have not materially changed. The Company confirms that the form and context in which the Competent Persons' findings are presented have not been materially modified from the Mineral Resources Announcements.*

*The Information in this report that relates to **Scoping Study** was first reported in the announcement titled 'Chesser Scoping Study Confirms Robust, Low-Cost Gold Project' released to the Australian Securities Exchange (ASX) on 15 March 2022 (Scoping Study Announcement) as amended on 27 October 2022 and available to view at www.chesserresources.com.au and for which a Competent Persons' consent was obtained. The Company is not aware of any new information or data that materially affects the production targets and financial forecasts derived from the production targets in the referenced ASX announcements and confirms that all material assumptions and technical parameters underpinning those production targets and financial forecasts continue to apply and have not materially changed from the amended Scoping Study results contained in the ASX announcement dated 27 October 2021.*

Non-IFRS financial information:

We supplement our financial information reporting determined under International Financial Reporting Standards ("IFRS") with certain non-IFRS financial measures, including All-In Sustaining Costs ("AISC"). AISC is based on cash operating costs and adds items relevant to sustaining production. It includes some, but not all, of the components identified in World Gold Council's Guidance Note on Non-GAAP Metrics -All-In Sustaining Costs and All-In Costs (June2013)

Appendix 5B

Mining exploration entity or oil and gas exploration entity quarterly cash flow report

For personal use only

Name of entity

CHESSER RESOURCES LIMITED

ABN	Quarter ended ("current quarter")
14 118 619 042	**30 SEPTEMBER 2022**

Consolidated statement of cash flows		**Current quarter $A'000**	**Year to date (3 months) $A'000**
1.	**Cash flows from operating activities**		
1.1	Receipts from customers		
1.2	Payments for		
	(a) exploration & evaluation	(313)	(313)
	(b) development	-	-
	(c) production	-	-
	(d) staff costs	(274)	(274)
	(e) administration and corporate costs	(262)	(262)
1.3	Dividends received (see note 3)	-	-
1.4	Interest received	10	10
1.5	Interest and other costs of finance paid	(1)	(1)
1.6	Income taxes paid	-	-
1.7	Government grants and tax incentives	-	-
1.8	Other (provide details if material)	-	-
1.9	**Net cash from / (used in) operating activities**	**(840)**	**(840)**

2.	**Cash flows from investing activities**		
2.1	Payments to acquire or for:		
	(a) entities	-	-
	(b) tenements	-	-
	(c) property, plant and equipment	(49)	(49)
	(d) exploration & evaluation	(2,311)	(2,311)
	(e) investments	-	-
	(f) other non-current assets	-	-

For personal use only

Consolidated statement of cash flows		Current quarter $A'000	Year to date (3 months) $A'000
2.2	Proceeds from the disposal of:		
	(a) entities	-	-
	(b) tenements	-	-
	(c) property, plant and equipment	-	-
	(d) investments	-	-
	(e) other non-current assets	-	-
2.3	Cash flows from loans to other entities	-	-
2.4	Dividends received (see note 3)	-	-
2.5	Other (provide details if material)	-	-
2.6	**Net cash from / (used in) investing activities**	**(2,360)**	**(2,360)**

3.	**Cash flows from financing activities**		
3.1	Proceeds from issues of equity securities (excluding convertible debt securities)	-	-
3.2	Proceeds from issue of convertible debt securities	-	-
3.3	Proceeds from exercise of options	-	-
3.4	Transaction costs related to issues of equity securities or convertible debt securities	-	-
3.5	Proceeds from borrowings	-	-
3.6	Repayment of borrowings	-	-
3.7	Transaction costs related to loans and borrowings	-	-
3.8	Dividends paid	-	-
3.9	Other (provide details if material)	-	-
3.10	**Net cash from / (used in) financing activities**	**-**	**-**

4.	**Net increase / (decrease) in cash and cash equivalents for the period**		
4.1	Cash and cash equivalents at beginning of period	11,748	11,748
4.2	Net cash from / (used in) operating activities (item 1.9 above)	(840)	(840)
4.3	Net cash from / (used in) investing activities (item 2.6 above)	(2,360)	(2,360)
4.4	Net cash from / (used in) financing activities (item 3.10 above)	-	-

For personal use only

Consolidated statement of cash flows		Current quarter $A'000	Year to date (3 months) $A'000
4.5	Effect of movement in exchange rates on cash held	(37)	(37)
4.6	**Cash and cash equivalents at end of period**	**8,511**	**8,511**

5.	**Reconciliation of cash and cash equivalents** at the end of the quarter (as shown in the consolidated statement of cash flows) to the related items in the accounts	**Current quarter $A'000**	**Previous quarter $A'000**
5.1	Bank balances	8,511	11,748
5.2	Call deposits	-	-
5.3	Bank overdrafts	-	-
5.4	Other (provide details)	-	-
5.5	**Cash and cash equivalents at end of quarter (should equal item 4.6 above)**	**8,511**	**11,748**

6.	**Payments to related parties of the entity and their associates**	**Current quarter $A'000**
6.1	Aggregate amount of payments to related parties and their associates included in item 1	178
6.2	Aggregate amount of payments to related parties and their associates included in item 2	-

Note: if any amounts are shown in items 6.1 or 6.2, your quarterly activity report must include a description of, and an explanation for, such payments.

For personal use only

7.	**Financing facilities** *Note: the term "facility' includes all forms of financing arrangements available to the entity.* *Add notes as necessary for an understanding of the sources of finance available to the entity.*	**Total facility amount at quarter end $A'000**	**Amount drawn at quarter end $A'000**
7.1	Loan facilities	-	-
7.2	Credit standby arrangements	-	-
7.3	Other (please specify)	-	-
7.4	**Total financing facilities**	-	-
7.5	**Unused financing facilities available at quarter end**		-
7.6	Include in the box below a description of each facility above, including the lender, interest rate, maturity date and whether it is secured or unsecured. If any additional financing facilities have been entered into or are proposed to be entered into after quarter end, include a note providing details of those facilities as well.		

8.	**Estimated cash available for future operating activities**	**$A'000**
8.1	Net cash from / (used in) operating activities (item 1.9)	(840)
8.2	(Payments for exploration & evaluation classified as investing activities) (item 2.1(d))	(2,311)
8.3	Total relevant outgoings (item 8.1 + item 8.2)	(3,151)
8.4	Cash and cash equivalents at quarter end (item 4.6)	8,511
8.5	Unused finance facilities available at quarter end (item 7.5)	-
8.6	Total available funding (item 8.4 + item 8.5)	8,511
8.7	**Estimated quarters of funding available (item 8.6 divided by item 8.3)**	2.70

Note: if the entity has reported positive relevant outgoings (ie a net cash inflow) in item 8.3, answer item 8.7 as "N/A". Otherwise, a figure for the estimated quarters of funding available must be included in item 8.7.

8.8 If item 8.7 is less than 2 quarters, please provide answers to the following questions:

8.8.1 Does the entity expect that it will continue to have the current level of net operating cash flows for the time being and, if not, why not?

Answer:

Not applicable

8.8.2 Has the entity taken any steps, or does it propose to take any steps, to raise further cash to fund its operations and, if so, what are those steps and how likely does it believe that they will be successful?

Answer:

Not applicable

8.8.3 Does the entity expect to be able to continue its operations and to meet its business objectives and, if so, on what basis?

Answer:

Not applicable

Note: where item 8.7 is less than 2 quarters, all of questions 8.8.1, 8.8.2 and 8.8.3 above must be answered.

Compliance statement

1 This statement has been prepared in accordance with accounting standards and policies which comply with Listing Rule 19.11A.

2 This statement gives a true and fair view of the matters disclosed.

Date: **31 October 2022**

Authorised by: **By the Board of Directors of Chesser Resources Limited**
(Name of body or officer authorising release – see note 4)

Notes

1. This quarterly cash flow report and the accompanying activity report provide a basis for informing the market about the entity's activities for the past quarter, how they have been financed and the effect this has had on its cash position. An entity that wishes to disclose additional information over and above the minimum required under the Listing Rules is encouraged to do so.

2. If this quarterly cash flow report has been prepared in accordance with Australian Accounting Standards, the definitions in, and provisions of, *AASB 6: Exploration for and Evaluation of Mineral Resources* and *AASB 107: Statement of Cash Flows* apply to this report. If this quarterly cash flow report has been prepared in accordance with other accounting standards agreed by ASX pursuant to Listing Rule 19.11A, the corresponding equivalent standards apply to this report.

3. Dividends received may be classified either as cash flows from operating activities or cash flows from investing activities, depending on the accounting policy of the entity.

4. If this report has been authorised for release to the market by your board of directors, you can insert here: "By the board". If it has been authorised for release to the market by a committee of your board of directors, you can insert here: "By the [*name of board committee – eg Audit and Risk Committee*]". If it has been authorised for release to the market by a disclosure committee, you can insert here: "By the Disclosure Committee".

5. If this report has been authorised for release to the market by your board of directors and you wish to hold yourself out as complying with recommendation 4.2 of the ASX Corporate Governance Council's *Corporate Governance Principles and Recommendations*, the board should have received a declaration from its CEO and CFO that, in their opinion, the financial records of the entity have been properly maintained, that this report complies with the appropriate accounting standards and gives a true and fair view of the cash flows of the entity, and that their opinion has been formed on the basis of a sound system of risk management and internal control which is operating effectively.

For personal use only