For personal use only

MOHO

HALF YEAR REPORT
For the Period Ended 31 December 2024

ABN 81 156 217 971

Moho Resources Limited
Contents
31 December 2024

Corporate directory	2
Directors' report	3
Auditor's independence declaration	11
Consolidated Statement of profit or loss and other comprehensive income	12
Consolidated Statement of financial position	13
Consolidated Statement of changes in equity	14
Consolidated Statement of cash flows	15
Notes to the financial statements	16
Directors' declaration	23
Independent auditor's review report to the members of Moho Resources Limited	24

General information

The financial statements cover Moho Resources Limited and its subsidiary ("the Group") for the half-year ended 31 December 2024. The financial statements are presented in Australian dollars, which is Moho Resources Limited's functional and presentation currency.

Moho Resources Limited is a listed public company limited by shares, incorporated and domiciled in Australia. Its registered office and principal place of business is:

168 Stirling Highway, Nedlands, WA 6009

A description of the nature of the Company's operations and its principal activities are included in the Directors' report.

For personal use only

Moho Resources Limited
Corporate directory
31 December 2024

Directors	Peter Christie - Non-Executive Chairman Michael Pereira - Non-Executive Director Bryce Gould - Non-Executive Director
Company secretary	Johnathon Busing
Registered office	168 Stirling Highway Nedlands WA 6009 Tel: +61 8 6165 8858
Principal place of business	168 Stirling Highway Nedlands WA 6009
Share registry	Automic Group Level 5, 191 St. Georges Terrace Perth WA 6000 Tel: 1300 288 664 (Within Australia) Tel: +61 2 9298 5414 (Outside Australia)
Auditor	Criterion Audit Pty Ltd Suite 2, 642 Newcastle Street Leederville, WA 6007
Solicitors	Steinepreis Paganin Level 14, QV1 Building 250 St Georges Terrace Perth WA 6000
Stock exchange listing	Australian Securities Exchange (ASX code: MOH) Level 40, Central Park 152-158 St Georges Terrace Perth, Western Australia 6000
Website	www.mohoresources.com.au
ASX Code	MOH

For personal use only

Moho Resources Limited
Directors' report
31 December 2024

The Directors present their report, together with the financial statements, of Moho Resources Limited (referred to hereafter as 'Moho' or 'the Company') for the half-year ended 31 December 2024.

Directors

The names of Directors who held office during or since the end of the half-year are:

Peter Christie (Non-Executive Chairman)
Michael Pereira (Non-Executive Director)
Bryce Gould (Non-Executive Director appointed 1 July 2024)

Results

The loss for the Company after providing for income tax amounted to $2,865,036 (31 December 2023: $575,269).

During the period, the Company continued to progress its principal activity and key focus of mineral exploration.

No dividend has been declared nor paid during the period.

The following is a summary of the activities of Moho Resources Limited from 1 July 2024 to 31 December 2024. It is recommended that this half-yearly report be read in conjunction with any public announcements made by the Company during the period.

In accordance with the continuous disclosure requirements, readers are referred to the announcements lodged with the Australian Securities Exchange regarding the activities of the Company.

For personal use only

Review of operations

Moho is pleased to announce its half-year results for the period ending 31 December 2024, during which the Company expanded its activities through extensive exploration and drilling.

Aligned with its strategic goals, Moho conducted a thorough review of its current projects and continued to assess potential new acquisition opportunities. This strategic review aims to strengthen the Company's balance sheet and optimise its portfolio by identifying new projects that have the potential to increase shareholder returns.

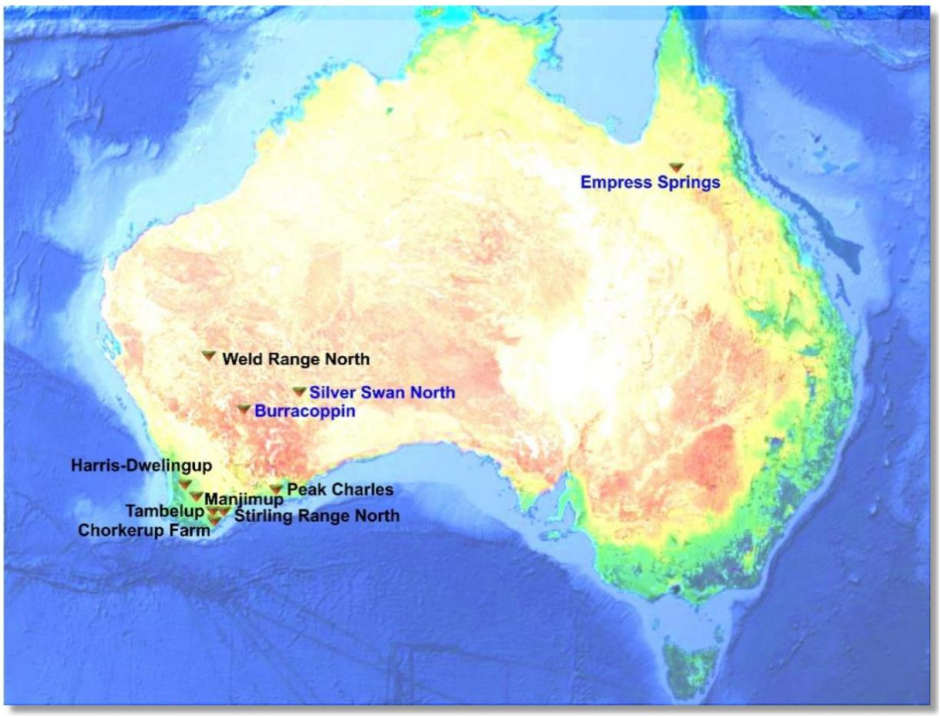

Figure 1: Moho resources Projects located in Australia

For personal use only

Weld Range North Project (E20/1012):

The Weld Range North Project, situated within the Youanmi Terrain, is a syncline of generally low-grade metamorphosed deformed mafic/ultramafic assemblages with intervening felsic volcanics, such as tuffs and schists. The project encompasses two distinct types of Archean terrain, namely, the predominant Yilgarn cratonic granitoids and the northern edge of the Weld Range Greenstone Belt.

The Yilgarn Craton in Western Australia has long been recognised for its large-scale mafic/ultramafic processes which occurred in the Meso to Neoarchean era as part of several Large Igneous Provinces (LIP) spanning approximately 100 million years. The Youanmi Terrain, positioned within the western Yilgarn Craton, is particularly notable for its greenstone belts which contain a significant proportion of intrusive mafic and ultramafic rocks.

At Moho's Weld Range North Project, overlapping magnetic and gravity anomalies are believed to be geophysical indicators of mafic/ultramafic intrusions.

During the first half of the financial year, the Company successfully completed a soil sampling survey over the Weld Range North Project, building on an initial orientation soil sample survey conducted in 2023. The earlier survey identified elevated Ni levels in areas with a magnetic anomaly and a gravity bullseye anomaly.

The follow-up survey involved the collection of 298 soil samples, aimed at further delineating the extent of mafic/ultramafic geochemistry signature over the magnetic and gravity anomalies and the remainder of the tenement. Additionally, the survey also helped outline the different soil types across the tenement.

Figure 2: Soil Sample Survey over Google Image showing sample soil types

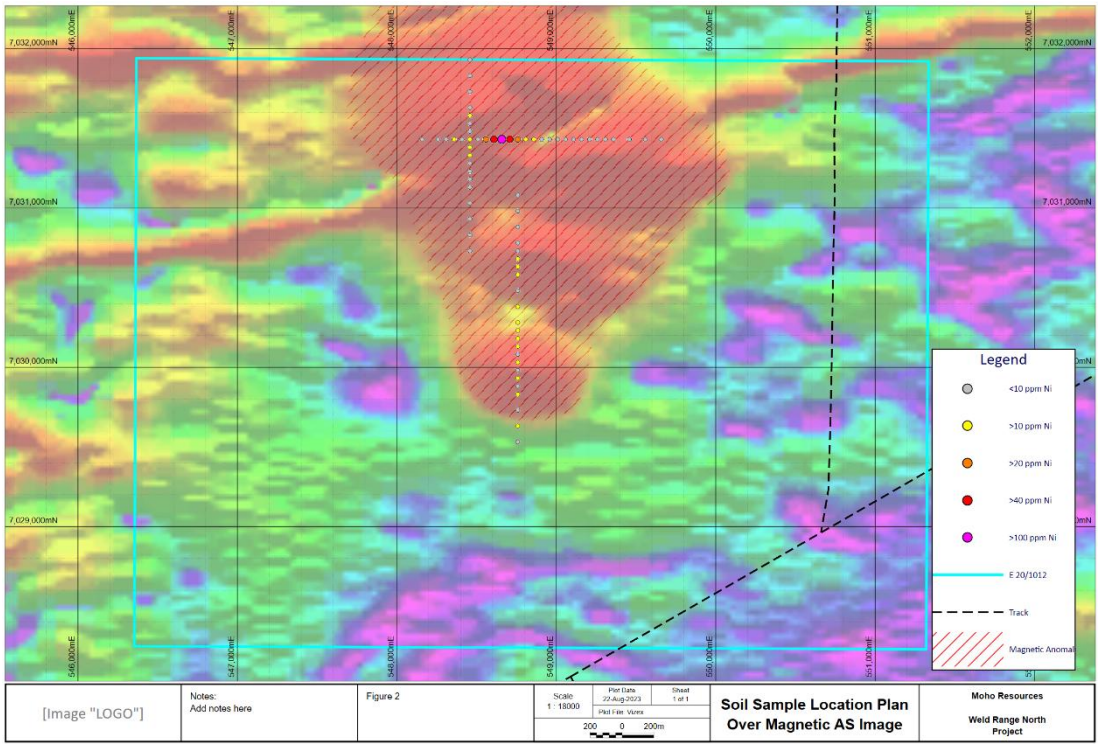

Figure 3: Orientation Soil Sample Survey over Magnetic Anomaly

For personal use only

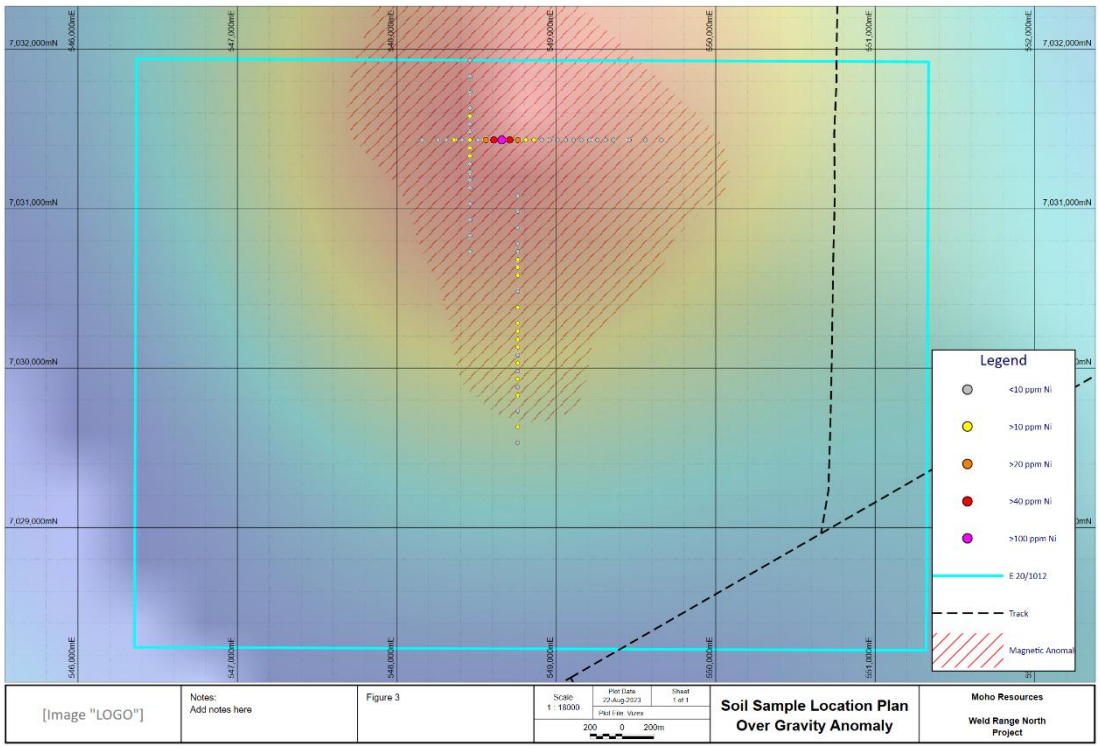

Figure 4: Orientation Soil Sample Survey over Gravity Bullseye Anomaly

For further exploration, the Company is planning a detailed drone magnet survey, with a potential for an additional gravity survey. Following heritage clearance, a preliminary aircore drilling program is being developed along with a Program of Works (PoW) application, this would aim to define the bedrock lithologies and potential locations for nickel-copper sulphide and gold mineralisation. The Company is also assessing the use of geophysical surveys to support further exploration.

Black Swan South Project (E27/623)

During the period, the Company is in the process of conducting a magnetic survey and a horizontal-to-vertical spectral ratio (HVSR) passive seismic survey to evaluate the tenement's potential for gold mineralisation. Historically, the focus has been on nickel, resulting in no gold exploration within the Black Swan Project for the past 30 years. Recently, Poseidon (ASX: POS) has identified several gold anomalies in the southwestern corner of their Black Swan Project, which borders the northwestern corner of E27/623. This is detailed in Poseidon's ASX announcement dated September 24, 2024, titled "Gold Potential Builds at Black Swan.

Compliance Statement

With reference to previously reported Exploration results and mineral resources, the Company confirms that it is not aware of any new information or data that materially affects the information included in the original market announcement and, in the case of estimates of Mineral Resources or Ore Reserves that all material assumptions and technical parameters underpinning the estimates in the relevant market announcement continue to apply and have not materially changed. The Company confirms that the form and context in which the Competent Person's findings are presented have not been materially modified from the original market announcement.

For personal use only

CORPORATE

As at 31 December 2024, the Company had cash and deposits of approximately $1,278,558 (30 June 2024: $1,001,142).

The following securities expired during the period:

- 3,250,000 options (MOHOPT1) expired on 13 August 2024

On 12 November 2024, the company issued 134,794,549 fully paid ordinary shares at an issue price of $0.005 to raise proceeds up to $673,973.

On 20 December 2024, the company issued 30,001,828 fully paid ordinary shares at an issue price of $0.005 per share as a monthly retainer pursuant to a Mandate entered between RM Capital and the Company for the period 01 February 2024 to 30 September 2024.

On 20 December 2024, the company issued 12,500,000 fully paid ordinary shares at an issue price of $0.005 per share in lieu of directors' fee for the period 01 February 2024 to 30 November 2024.

On 20 November 2024, the Company issued 54,000,000 and 6,000,000 performance rights as an incentive package for Directors and company secretary under Employee Incentive Securities Plan, respectively.

Divestiture of East Sampson Dam

As part of its strategic objectives, the Company conducted a comprehensive review of its existing projects and elected to realise value through the divestment of the East Sampson Dam Gold Project. The project hosts a high-grade gold deposit with an interim Mineral Resource Estimate (MRE) of 264,000 tonnes at 2.5g/t Au for 21,600 ounces of gold at a 0.5g/t Au cut-off, as prepared by CSA Global Pty Ltd in 2021.

During the period, the Company completed the sale of the East Sampson Dam Gold Project to Mineral Mining Services Pty Ltd (MMS) and received the Completion Payment of $1,000,000. Under the agreement, MMS acquired full rights, title, and interest in tenements M27/263, E27/528, P27/2390, and P27/2441, free of any encumbrances.

A total consideration of up to $4 million, comprising of $1,000,000 Completion Payment and a further $3,000,000 in deferred cash payments contingent on gold production milestones.

Milestones (ounces of gold produced from any or all of the Tenements)	Deferred Cash Payment to be paid to the Company
5,000	Nil
10,000	$500,000
15,000	$500,000
20,000	$500,000
25,000	$500,000
30,000	$1,000,000

Table 1

The transaction has been structured to allow the Company to benefit from the project's upside potential without incurring any financial risk.

With its expertise and proven track record in open-cut gold projects, MMS is well-positioned to successfully develop and mine East Sampson, and the Company's deferred milestone payments are tied to the success of the gold production from this project.

For personal use only

Further details of the Sale Agreement between the Company and MMS can be found in the announcement dated 4 November 2024, titled "Sale of East Sampson Gold Project & Placement."

Hodges Gold Project (M27/488)

The Company executed a variation to the Option Agreement for the Hodges Gold Project (M27/488), extending the option period from 31 December 2024 to 31 July 2025, for a fee of $5,000. This Option Agreement grants the Company exclusive right to acquire a 100% legal and beneficial interest in M27/488, free of all encumbrances (except for permitted encumbrances), for a cash consideration of $75,000.

Additionally, the Company is currently planning an aircore drilling program for the second half of 2025 to evaluate gold exploration targets identified through AU soil geochemistry on the mining licence.

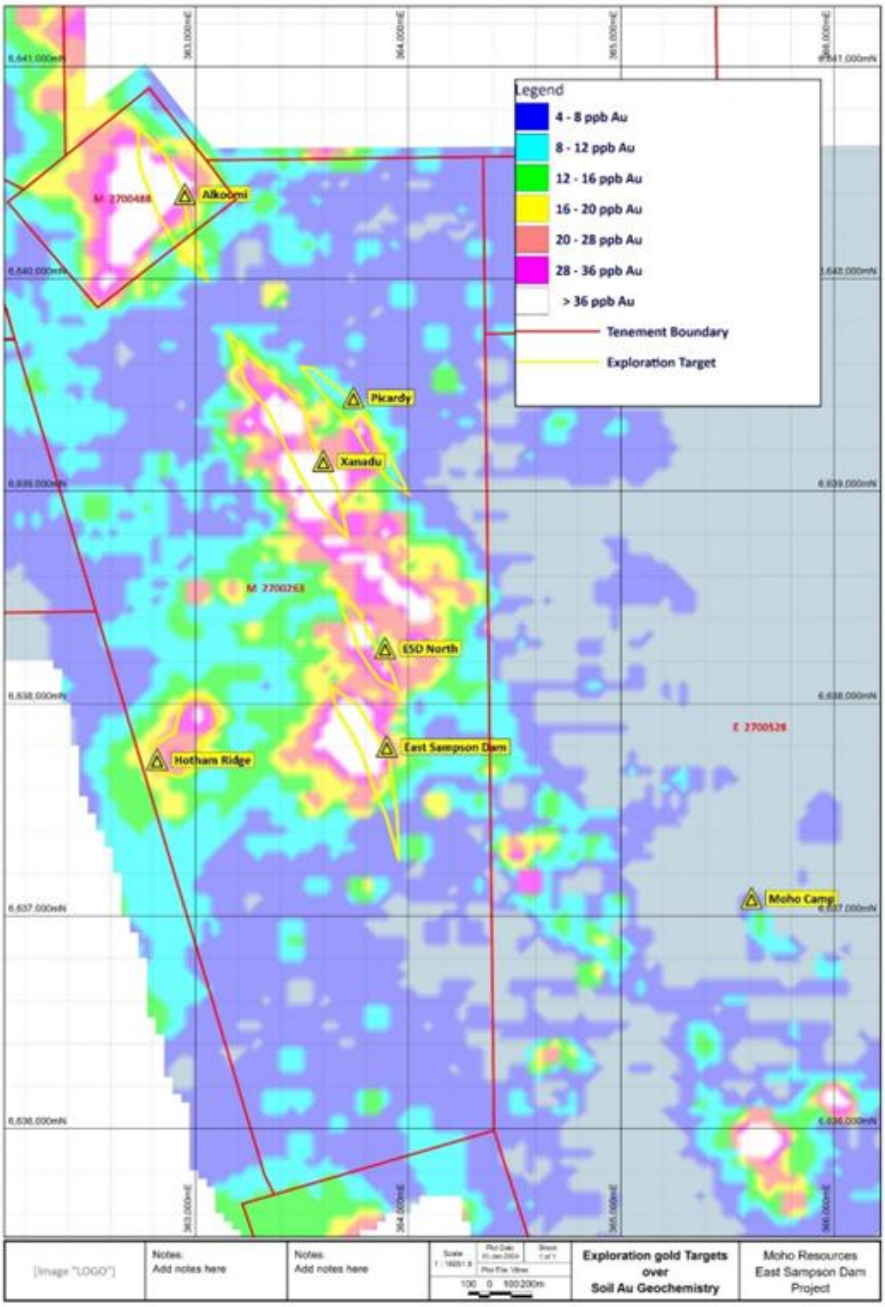

Figure 5: Gold Exploration Targets over Au soil geochemistry

For personal use only

Matters subsequent to the end of the financial half-year

On 10 February 2025, the Company executed a binding Sale and Purchase Agreement with Qld Aus Graphite Pty Ltd (QAG) for the sale of Empress Springs Project ("Empress Springs") located in Western Queensland.

Under the Agreement, QAG will pay the Company a total of $1.258 million, comprising an initial cash payment of $258,000 upon completion of the acquisition and a deferred cash payment of $1,000,000, payable 12 months after completion of the acquisition. The $1,000,000 deferred payment is secured by the parent company of QAG acting as guarantor.

Additionally, upon completion, QAG will grant Moho a 1% net smelter royalty over the project area, with terms documented in a formal royalty deed.

The following securities expired after the period ended:

- 3,000,000 options (MOHOPT5) expired on 18 January 2025.
- 25,166,667 options (MOHOPT3) expired on 14 February 2025.

On 20 February 2025, the Company held a General Meeting of Shareholders of the Company at RM Capital, Level 1, 1205 Hay Street, West Perth WA 6005. All resolutions were passed on a poll.

For personal use only

Auditor's independence declaration

A copy of the auditor's independence declaration as required under section 307C of the Corporations Act 2001 is set out immediately after this Directors' report.

This report is made in accordance with a resolution of Directors, pursuant to section 306(3)(a) of the Corporations Act 2001.

On behalf of the Directors

_____

Peter Christie
Non-Executive Chairman

14 March 2025

For personal use only

CRITERION AUDIT

Criterion Audit Pty Ltd

ABN 85 165 181 822

PO Box 233 LEEDERVILLE WA 6902

Suite 2, 642 Newcastle Street
LEEDERVILLE WA 6007

Phone: 9466 9009

For personal use only

To The Board of Directors

Auditor's Independence Declaration under Section 307C of the Corporations Act 2001

As lead audit director for the review of the financial statements of Moho Resources Limited and its controlled entities for the half year ended 31 December 2024, I declare that to the best of my knowledge and belief, there have been no contraventions of:

- the auditor independence requirements of the *Corporations Act 2001* in relation to the review; and
- any applicable code of professional conduct in relation to the review.

Yours faithfully

CHRIS WATTS CA
Director

CRITERION AUDIT PTY LTD

DATED at PERTH this 14th day of March 2025

Moho Resources Limited
Consolidated statement of profit or loss and other comprehensive income
For the half-year ended 31 December 2024

	Note	31 Dec 2024 $	31 Dec 2023 $
Revenue			
Interest Income		10,198	-
Expenses			
Corporate advisory and consulting fees		1,891	(22,500)
Compliance and regulatory expense		(177,643)	(129,042)
Depreciation and amortisation		(3,088)	(42,748)
Directors and employee benefits expenses		(114,681)	(195,209)
Exploration and evaluation expenses		(63,899)	(21,304)
Marketing expenses		(2,482)	(76,019)
Finance income/(costs)		-	(10,274)
Share-based payment expense	9	(2,217)	(4,826)
Loss on sale of exploration assets	6	(2,415,770)	-
Other expenses		(97,345)	(73,347)
Loss before income tax expense		**(2,865,036)**	**(575,269)**
Income tax expense		-	-
Loss after income tax expense for the half-year attributable to the owners of Moho Resources Limited		**(2,865,036)**	**(575,269)**
Other comprehensive loss for the half-year, net of tax		-	-
Total comprehensive loss for the half-year attributable to the owners of Moho Resources Limited		**(2,865,036)**	**(575,269)**
		Cents	**Cents**
Basic loss and diluted loss per share		(0.49)	(0.17)

The above statement of profit or loss and other comprehensive income should be read in conjunction with the accompanying notes

For personal use only

Moho Resources Limited
Consolidated statement of financial position
As at 31 December 2024

	Note	31 Dec 2024 $	30 Jun 2024 $
Assets			
Current assets			
Cash and cash equivalents		1,278,558	1,001,142
Trade and other receivables	5	124,610	41,687
Total current assets		**1,403,168**	**1,042,829**
Non-current assets			
Plant and equipment		7,075	10,163
Exploration and evaluation assets	6	983,740	4,091,469
Total non-current assets		**990,815**	**4,101,632**
Total assets		**2,393,983**	**5,144,461**
Liabilities			
Current liabilities			
Trade and other payables	7	287,752	822,548
Provisions		20,436	62,094
Total current liabilities		**308,188**	**884,642**
Total liabilities		**308,188**	**884,642**
Net assets		**2,085,795**	**4,259,819**
Equity			
Issued capital	8	16,843,810	16,155,015
Reserves	9	528,637	3,100,808
Accumulated losses		(15,286,652)	(14,996,004)
Total equity		**2,085,795**	**4,259,819**

For personal use only

The above statement of financial position should be read in conjunction with the accompanying notes

Moho Resources Limited
Consolidated statement of changes in equity
For the half-year ended 31 December 2024

	Issued Capital $	Share based payment reserve $	Share premium Reserve $	Accumulated Losses $	Total equity $
Balance at 1 July 2023	**14,721,094**	**2,685,353**	**70,810**	**(9,081,467)**	**8,395,790**
Loss after income tax expense for the half-year	-	-	-	(575,269)	(575,269)
Other comprehensive loss for the half-year, net of tax	-	-	-	-	-
Total comprehensive loss for the half-year	**-**	**-**	**-**	**(575,269)**	**(575,269)**
Transactions with owners in their capacity as owners:					
Issue of shares	1,997,345	-	-	-	1,997,345
Share issue costs	(582,199)	339,819	-	-	(242,380)
Share based payment	-	4,826	-	-	4,826
Balance at 31 December 2023	**16,136,240**	**3,029,998**	**70,810**	**(9,656,736)**	**9,580,312**

	Issued Capital $	Share based payment reserve $	Share premium Reserve $	Accumulated Losses $	Total equity $
Balance at 1 July 2024	**16,155,015**	**3,029,998**	**70,810**	**(14,996,004)**	**4,259,819**
Loss after income tax expense for the half-year	-	-	-	(2,865,036)	(2,865,036)
Other comprehensive loss for the half-year, net of tax	-	-	-	-	-
Total comprehensive loss for the half-year	**-**	**-**	**-**	**(2,865,036)**	**(2,865,036)**
Transactions with owners in their capacity as owners:					
Issue of shares	883,140	-	-	-	883,140
Share issue costs	(194,345)	-	-	-	(194,345)
Share based payment	-	2,217	-	-	2,217
Share options expired	-	(2,503,578)	(70,810)	2,574,388	-
Balance at 31 December 2024	**16,843,810**	**528,637**	**-**	**(15,286,652)**	**2,085,795**

The above statement of changes in equity should be read in conjunction with the accompanying notes

For personal use only

Moho Resources Limited
Consolidated statement of cash flows
For the half-year ended 31 December 2024

	Note	31 Dec 2024 $	31 Dec 2023 $
Cash flows from operating activities			
Payments to suppliers and employees		(714,642)	(448,195)
Interest and other finance costs received / (paid)		10,198	(10,275)
Exploration expense		(6,360)	(34,190)
Net cash used in operating activities		(710,804)	(492,660)
Cash flows from investing activities			
Payments for exploration and evaluation expenditure		(584,061)	(687,192)
Payments for purchase of fixed assets		-	(4,056)
Proceeds from sale of exploration assets		1,000,000	-
Net cash provided by / (used in) investing activities		415,939	(691,248)
Cash flows from financing activities			
Proceeds from issue of shares	8	673,973	1,696,217
Payment of capital raising costs		(101,692)	(73,561)
Lease repayments		-	(52,384)
Net cash provided by financing activities		572,281	1,570,272
Net increase in cash and cash equivalents		**277,416**	**386,364**
Cash and cash equivalents at the beginning of the financial period		1,001,142	379,749
Cash and cash equivalents at the end of the financial period		**1,278,558**	**766,113**

For personal use only

The above statement of cash flows should be read in conjunction with the accompanying notes

Note 1. General Information

The Company's general purpose financial statements for the interim half year period ended 31 December 2024 are presented in Australian dollars, which is the Company's functional and presentation currency. The Company is a for-profit listed entity domiciled in Australia.

A description of the nature of the Company's operations and its principal activities are included in the Directors' report, which is not part of the financial statements.

The interim financial statements were authorised for issue, in accordance with a resolution of Directors, on 14 March 2025.

Note 2. Material accounting policies

The accounting policies adopted are consistent with those of the previous financial year and corresponding interim reporting period, unless otherwise stated.

The principal accounting policies adopted in the preparation of the interim financial statements are set out either in the respective notes or below. These policies have been consistently applied to all the years presented, unless otherwise stated.

New or amended Accounting Standards and Interpretations adopted

The Company has adopted all of the new or amended Accounting Standards and Interpretations issued by the Australian Accounting Standards Board ('AASB') that are mandatory for the current reporting period. No material change to accounting policies was required.

Any new or amended Accounting Standards or Interpretations that are not yet mandatory have not been early adopted and are not expected to have a material impact on the accounting policies of the Company.

Going concern

The interim financial report has been prepared on the going concern basis, which contemplates the continuity of normal business activity and the realisation of assets and the settlement of liabilities in the ordinary course of business.

Based on the Company's existing cash resources of $1,278,558 (30 June 2024: $1,001,142), the likely payment of debtors amounting to $1,385,000 in the next 12 months from the sale of tenements, and the ability to source additional funds, the directors consider there are reasonable grounds to believe that the Group will be able to pay its debts as and when they become due and payable. Therefore, the going concern basis of preparation is considered appropriate for the Company's 31 December 2024 half-year consolidated financial statements.

Basis of preparation

This interim financial report is a general-purpose financial report prepared in accordance with the requirements of the *Corporations Act 2001* and Australian Accounting Standard AASB 134: *Interim Financial Reporting*. Compliance with AASB 134 ensures compliance with International Financial Reporting Standard IAS 34 *Interim Financial Reporting*.

The interim financial report does not include all of the notes of the type normally included within the annual financial report and therefore cannot be expected to provide as full an understanding of the financial performance, financial position and financing and investing activities of the Company as the full financial report.

It is recommended that this financial report be read in conjunction with the 30 June 2024 Annual Report of the Company and any public announcements during the half-year in accordance with the continuous disclosure requirements arising under the Corporations Act 2001. For the purpose of preparing the interim financial report, the half-year has been treated as a discrete reporting period.

For personal use only

Note 2. Material accounting policies (continued)

The principal accounting policies adopted are consistent with those of the previous financial year and corresponding interim reporting period, unless otherwise stated.

The Company is a company of the kind referred to in ASIC Corporations (Rounding in Financial/Directors' Reports) Instrument 2016/191, dated 24 March 2016, and in accordance with that Corporations Instrument amounts in the financial report are rounded off to the nearest dollar, unless otherwise indicated.

Note 3. Critical accounting judgements, estimates and assumptions

The preparation of the financial statements requires management to make judgements, estimates and assumptions that affect the reported amounts in the financial statements. Management continually evaluates its judgements and estimates in relation to assets, liabilities, contingent liabilities, revenue and expenses. Management bases its judgements, estimates and assumptions on historical experience and on other various factors, including expectations of future events, management believes to be reasonable under the circumstances. The resulting accounting judgements and estimates will seldom equal the related actual results. The judgements, estimates and assumptions that have a significant risk of causing a material adjustment to the carrying amounts of assets and liabilities within the next financial year are consistent with those disclosed in the last annual report.

Note 4. Operating segments

The Company has identified its operating segments based on the internal reports that are reviewed and used by the Board of Directors (chief operating decision maker) in assessing the performance and determining the allocation of resources.

The Company operates as a single segment, which is mineral exploration in Australia.

There have been no changes to the basis of segmentation or the measurement basis for the segment profit or loss during the half year ended 31 December 2024.

Note 5. Trade and other receivables

	31 Dec 2024 $	30 Jun 2024 $
Other receivable	100,000	-
Deposits paid	-	10,000
Prepayments	24,610	9,930
GST receivable	-	21,757
	124,610	41,687

Allowance for expected credit losses
The Company has recognised no amount in profit or loss in respect of expected credit losses for the half-year ended 31 December 2024.

For personal use only

Note 6. Exploration and evaluation assets

	31 Dec 2024 $	30 Jun 2024 $
Balance at the beginning of the period	4,091,469	8,800,900
Costs capitalised	371,940	993,119
Sale of tenement[1]	(3,415,770)	-
Exploration and evaluation R&D grant net refund	-	(749,678)
Exploration expenditure written off	(63,899)	(4,952,872)
Balance at the end of the reporting period	983,740	4,091,469

[1]In November 2024, the Company sold the East Sampson Gold Project (M27/0263, E27/0528, P27/2390, P27/2441) as per the binding heads of agreement with Mineral Mining Services Pty Ltd. In December 2024, the Company received a completion payment of $1,000,000. A loss of $2,415,770 on the sale of East Sampson Gold Project tenements has been charged to the statement of profit and loss during the period.

Note 7. Trade and other payables

	31 Dec 2024 $	30 Jun 2024 $
Trade payables	191,381	715,505
Accruals	21,544	78,402
PAYG withholding payable	7,533	13,651
Superannuation payable	9,878	14,990
GST payable	57,416	-
	287,752	822,548

Note 8. Issued capital

	31 Dec 2024 Shares	30 Jun 2024 Shares	31 Dec 2024 $	30 Jun 2024 $
Ordinary shares - fully paid	716,474,574	539,178,197	16,843,810	16,155,015

For personal use only

Note 11. Issued capital (continued)

Movements in ordinary share capital

Details	Date	Shares	Issue price	$
Balance	30 June 2023	259,577,753		14,721,094
Supplier Shares (Gyro & Proactive)	29 August 2023	9,999,018	$0.012	121,988
Placement Shares (Blue Spec)	29 August 2023	2,458,775	$0.012	29,997
Placement Shares	06 October 2023	68,008,885	$0.007	476,062
Entitlement Issue	16 November 2023	26,349,740	$0.007	184,448
Shortfall from Entitlement Issue	21 November 2023	143,672,476	$0.007	1,005,707
Sign on fee shares (RM)	04 December 2023	3,571,000	$0.007	25,000
Placement Fee shares	04 December 2023	4,080,531	$0.007	28,564
Underwriter Cash Fee	04 December 2023	10,201,286	$0.007	71,409
Underwriter Lead Manager Fee	04 December 2023	3,571,429	$0.007	25,000
Retainer fee shares	04 December 2023	4,450,270	$0.007	29,167
Retainer fee shares	12 February 2024	3,237,034	$0.008	25,000
Share issue transaction costs		-		(588,421)
Balance	30 June 2024	539,178,197		16,155,015
Placement Fee shares	12 November 2024	134,794,549	$0.005	673,973
Retainer fee shares	20 December 2024	30,001,828	$0.005	149,167
Shares in lieu of Directors' Fee	20 December 2024	12,500,000	$0.005	60,000
Share issue transaction costs		-		(194,345)
Balance	**31 December 2024**	**716,474,574**		**16,843,810**

Note 9. Reserves

	31 Dec 2024 $	30 June 2024 $
Share-based payments reserve	2,217	3,029,998
Share premium	526,420	70,810
	528,637	**3,100,808**

During the period, the movement in the share-based payment reserve consisted of the following:

	31 Dec 2024 $	30 June 2024 $
Opening balance	3,029,998	2,685,353
Options issued to Directors	-	4,826
Underwriter options	-	339,819
Performance Rights to Directors	2,217	-
Expired Options issued to Directors, underwriter & lead manager	(2,503,578)	-
Closing balance	**528,637**	**3,029,998**

For personal use only

Note 9. Reserves (continued)

Reconciliation to share based payment expense:

	31 Dec 2024 $	31 Dec 2023 $
Options issued to Directors	-	4,826
Performance Rights issued to Directors	2,217	-
Total Share based payment expense	2,217	4,826

The following options arrangements were in existence at the period end:

Grant date	Expiry date	Exercise Price $	Number	Vested at the end of the year
16 Feb 2022	14 Feb 2025	0.085	25,166,667	25,166,667
16 Feb 2022	18 Jan 2025	0.091	3,000,000	3,000,000
16 Feb 2022	18 Jan 2026	0.097	3,000,000	3,000,000
23 Aug 2023[1]	01 Aug 2025	0.030	30,957,775	30,957,775
06 Oct 2023[2]	30 Nov 2027	0.015	25,000,000	25,000,000
27 Nov 2023[3]	30 Nov 2027	0.015	60,000,000	60,000,000
			147,124,442	**147,124,442**

[1] Free attaching Placement options and Lead Manager options.
[2] Issue of 60,000,000 underwriter Options on 4/12/2023, pursuant to Underwriting Agreement and following approval at the General Meeting held on 30 November 2023.
[3] Issue of 25,000,000 Lead Manager Options on 4/12/2023, pursuant to Placement mandate and following approval at the General Meeting held on 30 November 2023.

Performance Rights

On 29 November 2024, the Company issued 54,000,000 and 6,000,000 performance rights as an incentive package for Directors and company secretary under the Employee Incentive Securities Plan, respectively.

The fair value of the performance rights was determined using the Monte Carlo valuation model, taking into account the terms and conditions upon which the rights were granted.

For personal use only

Note 9. Reserves (continued)

The following input was used for the valuation of performance rights issued during the period:

Item	Tranche A	Tranche B
Number	30,000,000	30,000,000
Valuation date	09-Feb-2025	09-Feb-2025
Spot price	$0.005	$0.005
Exercise price	Nil	Nil
Vesting date	30-Nov-2024	30-Nov-2024
Expiry date	19-Dec-2027	19-Dec-2027
Expected future volatility	90%	90%
Risk free rate	3.835%	3,835%
Dividend yield	Nil	Nil
Valuation	$0.0036	$0.0028
Total value	$107,340	$83,013

Performance rights vesting conditions:

Performance rights	Performance Milestones
Tranche A market-based conditions	The Company achieving a 20-Day VWAP of at least $0.015
Tranche B market-based conditions	The Company achieving a 20-Day VWAP of at least $0.025

Note 10. Related party transactions

There were no related party transactions incurred during the period.

Note 11. Contingent assets and liabilities

During the 2021 financial year the Company entered into Option Agreements to acquire a total of seven tenements at the Silver Swan North project in WA. Under the terms of the Agreements, the Company is required to pay a total of $130,000 to exercise the option and acquire the tenements within two years of entering into the Option Agreements. Four of the seven tenements were exercised and sold to Yandal Resources Limited as part of the acquisition deal in late 2021. Two of the seven tenements expired in 2023 and 2024, respectively. The option period for the one remaining tenement has been extended for an additional two years.

In the opinion of the Directors, there are no other contingent liabilities or contingent assets as at 31 December 2024 other than disclosed above, and none were incurred in the interval between the period end and the date of this financial report.

For personal use only

Note 12. Commitments

Exploration Commitments

In order to maintain rights of tenure to exploration permits, the Company has certain obligations to perform minimum exploration work and expend minimum amounts of capital.

Those commitments may be varied as a result of renegotiations, relinquishments, farm-out or joint venture agreements, sales or carrying out work in excess of the permit obligations.

The minimum expenditure required by the Company on its exploration permits as at 31 December 2024 is estimated below. Commitments beyond the time frame below cannot be estimated reliably as minimum expenditure requirements are reassessed annually. These commitments have not been provided for in the financial report.

	Dec 2024 $	Jun 2024 $
Exploration and evaluation		
Committed at the reporting date but not recognised as liabilities, payable:		
Within one year	80,541	1,141,805
One to five years	102,142	1,649,748
More than five years	5,000	328,600
	187,683	3,120,153

There were no significant changes in commitments held by the Company since the last annual reporting date.

Note 13. Dividends

No dividend has been declared or paid during the half-year ended 31 December 2024. The Directors do not recommend the payment of a dividend in respect of the half-year ended 31 December 2024.

Note 14. Events after the reporting period

On 10 February 2025, the Company executed a binding Sale and Purchase Agreement with Qld Aus Graphite Pty Ltd (QAG) for the sale of Empress Springs Project ("Empress Springs") located in Western Queensland.

Under the Agreement, QAG will pay the Company a total of $1.258 million, comprising an initial cash payment of $258,000 upon completion of the acquisition and a deferred cash payment of $1,000,000, payable 12 months after completion of the acquisition. The $1,000,000 deferred payment is secured by the parent company of QAG acting as guarantor.

Additionally, upon completion, QAG will grant Moho a 1% net smelter royalty over the project area, with terms documented in a formal royalty deed.

The following securities expired after the period ended:

- 3,000,000 options (MOHOPT5) expired on 18 January 2025.
- 25,166,667 options (MOHOPT3) expired on 14 February 2025.

On 20 February 2025, the Company held a General Meeting of Shareholders of the Company at RM Capital, Level 1, 1205 Hay Street, West Perth WA 6005. All resolutions were passed on a poll.

For personal use only

Moho Resources Limited
Directors' declaration
31 December 2024

In the Directors' opinion:

- the attached financial statements and notes comply with the *Corporations Act 2001*, Australian Accounting Standard AASB 134 'Interim Financial Reporting', the *Corporations Regulations 2001* and other mandatory professional reporting requirements;

- the attached financial statements and notes give a true and fair view of the Company's financial position as at 31 December 2024 and of its performance for the financial half-year ended on that date; and

- there are reasonable grounds to believe that the Company will be able to pay its debts as and when they become due and payable.

Signed in accordance with a resolution of Directors made pursuant to section 303(5)(a) of the Corporations Act 2001.

On behalf of the Directors

Peter Christie
Non-Executive Chairman

14 March 2025

For personal use only

CRITERION AUDIT

Criterion Audit Pty Ltd

ABN 85 165 181 822

PO Box 233 LEEDERVILLE WA 6902

Suite 2, 642 Newcastle Street
LEEDERVILLE WA 6007

Phone: 9466 9009

For personal use only

Independent Auditor's Review Report

To the Members of Moho Resources Limited

Conclusion

We have reviewed the half-year financial report of Moho Resources Limited ("the Company") and its controlled entities ("the Group"), which comprises the consolidated statement of financial position as at 31 December 2024, the consolidated statement of profit or loss and other comprehensive income, consolidated statement of changes in equity and consolidated statement of cash flows for the half-year ended on that date, a summary of significant accounting policies and other explanatory information, and the directors' declaration.

Based on our review, which is not an audit, we have not become aware of any matter that makes us believe that the accompanying half-year financial report of Moho Resources Limited does not comply with the *Corporations Act 2001* including:

a. Giving a true and fair view of the Group's financial position as at 31 December 2024 and of its performance for the half-year ended on that date; and

b. Complying with Accounting Standard AASB 134: *Interim Financial Reporting* and the *Corporations Regulations 2001*.

Basis for Conclusion

We conducted our review in accordance with ASRE 2410 *Review of a Financial Report Performed by the Independent Auditor of the Entity*. Our responsibilities are further described in the *Auditor's Responsibilities for the Review of the Financial Report* section of our report. We are independent of the Group in accordance with the ethical requirements of the *Corporations Act* 2001 and the ethical requirements of the Accounting Professional and Ethical Standards Board's APES 110 *Code of Ethics for Professional Accountants* (*including Independence Standards*) (the Code) that are relevant to our audit of the annual financial report in Australia. We have also fulfilled our other ethical responsibilities in accordance with the Code.

We confirm that the independence declaration required by the *Corporations Act 2001* which has been given to the directors of the Company, would be in the same terms if given to the directors as at the time of this auditor's review report.

For personal use only

Responsibility of the Directors for the Half-Year Financial Report

The Directors are responsible for the preparation of the half-year financial report that gives us a true and fair view in accordance with Australian Accounting Standards and the *Corporations Act 2001* and for such internal control as the directors determine is necessary to enable the preparation of the half-year financial report that gives a true and fair view is free from material misstatement, whether due to fraud or error.

Auditor's Responsibility for the Review of the Half-Year Financial Report

Our responsibility is to express a conclusion on the half-year financial report based on our review. ASRE 2410 requires us to conclude whether we have become aware of any matter that makes us believe that the half-year financial report is not in accordance with the *Corporations Act 2001* including giving a true and fair view of the Group's financial position as at 31 December 2024 and its performance for the half-year ended on that date, and complying with Accounting Standard AASB 134 *Interim Financial Reporting* and the *Corporations Regulations 2001*.

A review of a financial report consists of making enquiries, primarily of persons responsible for financial and accounting matters, and applying analytical and other review procedures. A review is substantially less in scope than an audit conducted in accordance with Australian Auditing Standards and consequently does not enable us to obtain assurance that we would become aware of all significant matters that might be identified in an audit. Accordingly, we do not express an audit opinion.

Criterion Audit

CRITERION AUDIT PTY LTD

CHRIS WATTS CA
Director

DATED at PERTH this 14th day of March 2025