For personal use only

ASX and MEDIA RELEASE

DOTZ Q3 FY2025 ACTIVITY REPORT

Announced First Commercial Order for Dotz's High-Performance DAC Sorbent Material

Secured A$1.2 Million to Fund DotzEarth Development

30 October 2025 - Dotz Nano Limited (**ASX: DTZ**, **OTC: DTZZF/DTZNY,** "**Dotz**" or "**Company**"), a technology leader in material science and nanotechnology innovation, is pleased to provide its Activity Report for the quarter ended 30 September 2025, together with the accompanying Appendix 4C Quarterly Cash Flow Report. An Investor Briefing Deck has been included following the Appendix 4C, providing an update on the business.

Key highlights of second quarter and recent weeks:

- **Received first commercial order of AMP sorbent from a leading multinational automotive manufacturer to commence kilogram-scale testing of Dotz's high-performance DAC sorbent material;**
- **Raised US$0.8 (AU$1.2) million via unsecured loan agreements from existing and new qualified investors to support the development of DotzEarth;**

Commenting on activities in the third quarter and recent weeks, Dotz CEO Sharon Malka said:

"We're seeing strong momentum across our business as growing data continues to validate the superior performance of our sorbent materials compared to existing commercial alternatives.

"Innovation in sorbent materials is fundamental to achieving affordable, gigaton-scale carbon removal. Our technology is setting a new benchmark in performance and scalability, positioning us to capture significant opportunities in the growing DAC market.

"The first order of our AMP sorbent from a tier-one customer represents a key milestone in our commercialization journey and further reinforces the strength of our technology and its competitive position in the DAC materials space.

"Looking ahead, we remain focused on deepening partnerships with industry leaders and advancing the delivery of our high-performance sorbent materials for further analysis, demonstration, and commercial deployment."

CORPORATE & OPERATIONAL

Committed to a sustainable future, the Company is focused on advancing next-generation sorbent materials engineered for Direct Air Capture (DAC) and Point Source CO_2 Mitigation, with the goal of making carbon capture and removal economically viable.

First Commercial Order to Commence Testing & Demonstration of Dotz's High-Performance DAC Sorbent Material

Dotz has received its first commercial purchase order for its proprietary Amine-Modified Polymer (AMP) CO_2 capture sorbent from the innovation hub of a leading multinational automotive

manufacturer, Konnect VW Group Innovation TLV. *Refer ASX announcement dated 30 September 2025 for further details.*

This order marks another milestone for DotzEarth, reinforcing the Company's development roadmap and validating the key features of its proprietary sorbent technology.

Valued at approximately A$70,000, the order follows successful preliminary testing and covers the supply of AMP sorbent material for kilogram-scale testing and demonstration over the coming months. Our customer will conduct a comprehensive evaluation of Dotz's AMP sorbent material to confirm its enhanced performance characteristics.

Capital Raise and Funding Update

During the third quarter of 2025, the Company entered into unsecured convertible loan agreements with existing and new sophisticated investors, to secure debt funding ("Loan Facility").

A total of approximately A$1.2 million has been raised under the Loan Facility, with A$0.4 million received subsequent to 30 September. Under the terms of the Loan Facility agreements, the Company issued 8.5 options for every A$1 advanced with an exercise price of A$0.055, and an expiry date two years from issuance. Lenders have the right to convert the loan principal into Company's securities at any time before or on the maturity date at a conversion price of A$0.04.

Proceeds from the Facility Loan will be used to support the Company's general working capital requirements. *Refer ASX announcement dated 7 October 2025 for further details.*

Subsequent to 30 September, approximately A$0.7 million of the Loan Facility has been converted into 16.8 million new fully paid ordinary shares, reflecting continued support and confidence in the Company's growth strategy.

As announced on 11 April 2025, the Company entered into a standby subscription agreement ("**Subscription Agreement**") with TRITON FUNDS LP ("**TRITON**"), under which the Company has the right (but not the obligation), in its discretion, to sell to TRITON ordinary shares valued at up to A$4 million, at any time until 31 December 2025. The Company, in line with the signed Subscription Agreement, issued a drawdown notice to TRITON, and TRITON has raised questions regarding certain aspects of the timing of the issue of shares and receipt of funds under the Subscription Agreement. The Company's representatives have sought to engage in discussions with TRITON to resolve the matters and have not been responded to. The Company has not yet received any funds from TRITON and the funds remain outstanding. In view of this, Dotz is considering its legal position and next steps under this Subscription Agreement.

The Company continuously evaluates its capital needs, to ensure that it has the appropriate financial pathway to fund its operations.

IP Update

During the quarter, Dotz has filed a new patent application with the United States Patent and Trademark Office (USPTO), covering its proprietary Amine-Modified Polymer (AMP) CO_2 capture sorbent technology, further strengthening the company's intellectual property portfolio in the field of carbon capture.

For personal use only

The patent application covers the composition of matter as well as the manufacturing process of Dotz's AMP technology, designed for ultra efficient capture of CO_2, primarily for the Direct Air Capture (DAC) application. The patent application is subject to USPTO review.

Business Continuity

Dotz confirms that it has a business continuity plan and procedures in place, ensuring operational and financial continuity. As a result, Dotz's operations and development activities are not impacted by the current situation in Israel.

FINANCIALS (all figures in US$)

As at 30 September 2025, Dotz had $0.3 million in cash and cash equivalents, compared with $0.8 million as at 31 December 2024.

The Company remained on budget during the third quarter of FY25, utilising $0.5 million for operational activities, which was offset by $0.4 million in proceeds from the unsecured Loan Facility. Subsequent to 30 September, the Company received $0.25 million Loan Facility.

Payments to related parties during the third quarter of 2025 were $0.1 million, including executive remuneration and fees paid to non-executive Directors.

2025 OBJECTIVES & OUTLOOK

Committed to a sustainable future, Dotz will continue to pursue key milestones that represent significant growth opportunities for both its **DotzShield** and **DotzEarth** technologies through ongoing activities and advancing its carbon management solutions that facilitate the transition to a carbon-neutral world.

With a breakthrough platform technology supported by strong IP, independent validation, and early customer traction, Dotz is well-positioned to meet the growing demand for high-performance sorbent materials.

The Company's top priorities are shaped by strong interest from industry leaders: first, the Company is focused on advancing its commercialization journey, converting evaluation customers into supply orders for pilot deployments while we're actively pursuing strategic industry alliances. Additionally, to meet anticipated market demand, Dotz is moving into the production scale-up phase by partnering with leading contract manufacturing organizations to manufacture at scale.

This announcement has been authorised for release by the Board of Directors of Dotz Nano.

For further information, please contact:

Investor and Media Enquiries	**US IR**
Shirley Shoshaney-Kleiner	Robert Meyers
E: shirley.s@dotz.tech	E: bob@fnkir.com
P: +972 (3)77 55 238	P: +1-646-878-9204

For personal use only

For personal use only

About Dotz Nano Limited

Dotz Nano Limited (ASX: DTZ, OTC: DTZZF/DTZNY) is a technology leader driving innovation in material science and nanotechnologies, addressing some of the world's toughest industrial and environmental challenges by fusing nanomaterial science expertise with practical, real-world solutions.

Delivering transformative high-performance materials for the technologies of tomorrow, Dotz designs, develops, and deploys customized nanomaterial-based solutions that meet the evolving needs of our customers, enabling a cleaner, more efficient, and sustainable industrial future.

Our focus lies in advancing next-generation sorbent materials engineered for Direct Air Capture and Point Source CO_2 Mitigation with exceptional performance, making carbon capture and removal economically viable.

With a commitment to innovation and sustainability, Dotz Nano Limited is at the forefront of carbon management technologies, offering innovative high-performance sorbent materials directly addressing industry bottlenecks of cost, efficiency and scalability and promoting a sustainable future.

To learn more about Dotz, please visit the website via the following link www.dotz.tech

Future Performance and Forward-Looking Statements

This announcement contains certain statements that constitute forward-looking statements that may be identified by the use of terminology such as "may," "will," "expects," "plans," "anticipates," "estimates," "potential" or "continue" or the negative thereof or other comparable terminology. Examples of such statements include, but are not limited to, statements regarding the design, scope, initiation, conduct and results of our research and development programs; our plans and objectives for future operations; and the potential benefits of our products and research technologies. These statements involve a number of risks and uncertainties that could cause actual results and the timing of events to differ materially from those anticipated by these forward-looking statements. These risks and uncertainties include a variety of factors, some of which are beyond our control. Forward looking statements, opinions and estimates provided in this announcement are based on assumptions and contingencies which are subject to change without notice, as are statements about market and industry trends, which are based on interpretations of current market conditions. Forward looking statements including projections, guidance on future earnings and estimates are provided as a general guide only and should not be relied upon as an indication or guarantee of future performance.

Appendix 4C

Quarterly cash flow report for entities subject to Listing Rule 4.7B

Name of entity	
DOTZ NANO LIMITED	
ABN	**Quarter ended ("current quarter")**
71 125 264 575	**30 SEPTEMBER 2025**

Consolidated statement of cash flows		**Current quarter $US'000**	**Year to date (9 months) $US'000**
.	**Cash flows from operating activities**		
1.1	Receipts from customers	14	241
1.2	Payments for		
	(a) research and development	(151)	(580)
	(b) product manufacturing and operating costs	(2)	(5)
	(c) advertising and marketing	(34)	(143)
	(d) leased assets	-	-
	(e) staff costs	(146)	(716)
	(f) administration and corporate costs	(170)	(661)
1.3	Dividends received (see note 3)	-	-
1.4	Interest received	-	1
1.5	Interest and other costs of finance paid	-	(19)
1.6	Income taxes paid	-	-
1.7	Government grants and tax incentives	-	-
1.8	Other – Input VAT and other	14	62
	Other – Transaction costs/ commitment fee	-	-
1.9	**Net cash from / (used in) operating activities**	**(475)**	**(1,820)**

2.	**Cash flows from investing activities**		
2.1	Payments to acquire or for:		
	(a) entities	-	-
	(b) businesses	-	-
	(c) property, plant and equipment	(1)	(40)
	(d) investments	-	-
	(e) intellectual property	-	-
	(f) other non-current assets	-	-

For personal use only

For personal use only

Consolidated statement of cash flows		Current quarter $US'000	Year to date (9 months) $US'000
2.2	Proceeds from disposal of:		
	(a) entities	-	-
	(b) businesses	-	-
	(c) property, plant and equipment	-	-
	(d) investments	-	-
	(e) intellectual property	-	-
	(f) other non-current assets	-	-
2.3	Cash flows from loans to other entities	-	-
2.4	Dividends received (see note 3)	-	-
2.5	Other (provide details if material)	-	-
2.6	**Net cash from / (used in) investing activities**	**(1)**	**(40)**

3.	**Cash flows from financing activities**		
3.1	Proceeds from issues of equity securities (excluding convertible debt securities)	-	814
3.2	Proceeds from issue of convertible notes	-	311
3.3	Proceeds from exercise of options	-	-
3.4	Transaction costs related to issues of equity securities or convertible debt securities	-	(89)
3.5	Proceeds from borrowings	397	397
3.6	Repayment of borrowings	-	-
3.7	Transaction costs related to loans and borrowings	-	-
3.8	Dividends paid	-	-
3.9	Other (principal element of lease payments)	-	(96)
	Other (proceeds from unissued shares)	-	-
3.10	**Net cash from / (used in) financing activities**	**397**	**1,337**

4.	**Net increase / (decrease) in cash and cash equivalents for the period**		
4.1	Cash and cash equivalents at beginning of period	365	800
4.2	Net cash from / (used in) operating activities (item 1.9 above)	(475)	(1,820)
4.3	Net cash from / (used in) investing activities (item 2.6 above)	(1)	(40)
4.4	Net cash from / (used in) financing activities (item 3.10 above)	397	1,337

For personal use only

Consolidated statement of cash flows		**Current quarter $US'000**	**Year to date (9 months) $US'000**
4.5	Effect of movement in exchange rates on cash held	-	9
4.6	**Cash and cash equivalents at end of period**	**286**	**286**

5.	**Reconciliation of cash and cash equivalents** at the end of the quarter (as shown in the consolidated statement of cash flows) to the related items in the accounts	**Current quarter $US'000**	**Previous quarter $US'000**
5.1	Bank balances	286	365
5.2	Call deposits		
5.3	Bank overdrafts		
5.4	Other (provide details)		
5.5	**Cash and cash equivalents at end of quarter (should equal item 4.6 above)**	**286**	**365**

6.	**Payments to related parties of the entity and their associates**	**Current quarter $US'000**
6.1	Aggregate amount of payments to related parties and their associates included in item 1	72
6.2	Aggregate amount of payments to related parties and their associates included in item 2	-
Relates to payments for CEO salary.		

7.	**Financing facilities** *Note: the term "facility' includes all forms of financing arrangements available to the entity.* *Add notes as necessary for an understanding of the sources of finance available to the entity.*	**Total facility amount at quarter end $US'000**	**Amount drawn at quarter end $US'000**
7.1	Loan facilities	541	541
7.2	Credit standby arrangements	-	-
7.3	Other *	3,018	3,018
7.4	**Total financing facilities**	3,559	3,559
7.5	**Unused financing facilities available at quarter end**		
7.6	Include in the box below a description of each facility above, including the lender, interest rate, maturity date and whether it is secured or unsecured. If any additional financing facilities have been entered into or are proposed to be entered into after quarter end, include a note providing details of those facilities as well.		

Loan Facility
During the third quarter of 2025, the Company entered into unsecured convertible loan agreements with existing and new sophisticated investors to secure debt funding ("Loan Facility").

The total amount raised under the Loan Facility is A$1,202,478, of which A$380,000 was received after 30 September. The Company notes that A$220,478 comprises of the Loan Facility entered with the Company's

landlord, under which the Company will not receive the funds but rather they will be set off against the Company's outstanding rental fee owed for the period 1 June 2025 through 30 November 2025.

Under the terms of the Loan Facility agreements, the Company issued 8.5 options for every A$1 advanced with an exercise price of A$0.055, and an expiry date two years from issuance. Lenders have the right to convert the loan principal into Company securities at any time before or on the maturity date, at a conversion price of A$0.04.
The summary of key terms of the Agreement is detailed in an ASX Announcement dated 7 October 2025.

Subsequent to 30 September, approximately A$672,478 of the Loan Facility has been converted into 16,811,954 new fully paid ordinary shares.

*** Other - Convertible Securities Agreement**
On 5 of February the Company entered into a Convertible Securities Agreement with Mercer Streed Global Opportunity Fund LLC (**Mercer**), a US-based investment fund managed by Mercer Street Capital Partners, LLC, to raise up to AU$12 million via the issue of convertible notes. Under the Convertible Securities Agreement the Company will issue to Mercer (or its nominees) up to 13,200,000 convertible notes with a face value of AU$1 (Convertible Notes).
The Company issued 7,700,000 convertible notes in consideration for AU$7 million invested to date. Further Convertible Notes to raise a maximum of AU$5 million, are available subject to satisfaction of customary conditions. As at 30 September 2025, the Company has converted AU$2,431,693 into 49,361,401 ordinary shares.

The summary of key terms of the Agreement is detailed in an ASX Announcement dated 5 February 2024 and, in respect of the variation, in an ASX Announcement dated 27 November 2024, and in the Company's 2024 annual report.

8.	**Estimated cash available for future operating activities**	**$US'000**
8.1	Net cash from / (used in) operating activities (item 1.9)	(475)
8.2	Cash and cash equivalents at quarter end (item 4.6)	286
8.3	Unused finance facilities available at quarter end (item 7.5)	-
8.4	Total available funding (item 8.2 + item 8.3)	286
8.5	**Estimated quarters of funding available (item 8.4 divided by item 8.1)**	0.60

Note: if the entity has reported positive net operating cash flows in item 1.9, answer item 8.5 as "N/A". Otherwise, a figure for the estimated quarters of funding available must be included in item 8.5.

8.6 If item 8.5 is less than 2 quarters, please provide answers to the following questions:

8.6.1 Does the entity expect that it will continue to have the current level of net operating cash flows for the time being and, if not, why not?

Answer:

The entity expects that it will continue to have the current level of net operating cash flows.

8.6.2 Has the entity taken any steps, or does it propose to take any steps, to raise further cash to fund its operations and, if so, what are those steps and how likely does it believe that they will be successful?

For personal use only

For personal use only

Answer:

The Company has taken several steps to fund its operation:

As announced on April 11, 2025, the Company entered into a standby subscription agreement with TRITON FUNDS, the largest student-led fund in the United States, to invest up to A$4.0 million through a multi-tranche subscription of shares. The Company issued a drawdown notice to TRITON, and TRITON has raised questions regarding certain aspects of the timing of the issue of shares and receipt of funds under the Subscription Agreement. The Company has not yet received any funds from TRITON and the funds remain outstanding.

In May 2025, the Company raised A$1.2M (US$0.75 million) via securities placement to new qualified and high-net-worth investors.

During the third quarter of 2025, the Company entered into unsecured convertible loan agreements with existing and new sophisticated investors to secure debt funding ("Loan Facility"). The total amount raised under the Loan Facility is A$1,202,478, of which A$380,000 were received after 30 of September.

The Company continuously evaluates its capital needs and financial alternatives to fund its capital requirements to ensure that it has the appropriate financial pathway to fund its operation and believes that any such raise will be successful.

The Company is in discussions with multiple investors and brokers and evaluating alternatives to fund its capital requirements, including the potential to raise up to an additional AU$5 million under the Convertible Securities Agreement with Mercer, subject to agreement between the Company and Mercer as well as satisfaction of customary conditions.

8.6.3 Does the entity expect to be able to continue its operations and to meet its business objectives and, if so, on what basis?

Answer:
Yes. As detailed in the response to question 8.6.2, based on the entity's expectation to successfully raise additional funds, the Company believes that it will have access to sufficient cash to continue to meet the Company's working capital requirements as at the date of this report and to finance the operations of the Company.

Note: where item 8.5 is less than 2 quarters, all of questions 8.6.1, 8.6.2 and 8.6.3 above must be answered.

Compliance statement

1 This statement has been prepared in accordance with accounting standards and policies which comply with Listing Rule 19.11A.

2 This statement gives a true and fair view of the matters disclosed.

Date: **30 October 2025**.

Authorised by: **Board of Directors**
(Name of body or officer authorising release – see note 4)

Notes

1. This quarterly cash flow report and the accompanying activity report provide a basis for informing the market about the entity's activities for the past quarter, how they have been financed and the effect this has had on its cash position. An entity that wishes to disclose additional information over and above the minimum required under the Listing Rules is encouraged to do so.

2. If this quarterly cash flow report has been prepared in accordance with Australian Accounting Standards, the definitions in, and provisions of, *AASB 107: Statement of Cash Flows* apply to this report. If this quarterly cash flow report has been prepared in accordance with other accounting standards agreed by ASX pursuant to Listing Rule 19.11A, the corresponding equivalent standard applies to this report.

3. Dividends received may be classified either as cash flows from operating activities or cash flows from investing activities, depending on the accounting policy of the entity.

4. If this report has been authorised for release to the market by your board of directors, you can insert here: "By the board". If it has been authorised for release to the market by a committee of your board of directors, you can insert here: "By the [*name of board committee – eg Audit and Risk Committee*]". If it has been authorised for release to the market by a disclosure committee, you can insert here: "By the Disclosure Committee".

5. If this report has been authorised for release to the market by your board of directors and you wish to hold yourself out as complying with recommendation 4.2 of the ASX Corporate Governance Council's *Corporate Governance Principles and Recommendations*, the board should have received a declaration from its CEO and CFO that, in their opinion, the financial records of the entity have been properly maintained, that this report complies with the appropriate accounting standards and gives a true and fair view of the cash flows of the entity, and that their opinion has been formed on the basis of a sound system of risk management and internal control which is operating effectively.

For personal use only

Capture the Future

Nanomaterial Innovations Shaping Industry and Climate.

Dotz Nano Limited [ASX:DTZ, OTC:DTZNY/DTZZF]
Corporate Deck; info@dotz.tech

October 2025

For personal use only

Driving innovation in material science & nanotechnologies.

For personal use only

Vision

Delivering transformative high-performance materials for tomorrow's carbon neutral energy and industrial technologies

Mission

We design, develop, and deploy customized nanomaterial-based solutions, enabling a cleaner, more efficient, and sustainable industrial future

Key Innovations:

Dotz.EARTH

Next gen sorbent materials for Carbon capture

Proprietary sorbents engineered for Direct Air Capture (DAC) and Point Source CO_2 Mitigation

Dotz.SHIELD

In-product nano-markers

An industry-first commercial solution for real-time monitoring of corrosion inhibitors

Dotz at a glance.

Perfectly positioned at the intersection of climate tech and advanced materials

For personal use only

Surging Global Demand for High-Performance Sorbents, as the Key to Driving Down the Cost of Carbon Removal

Proprietary Sorbent Materials, Outperform Commercial Alternatives in Efficiency, Stability, and Energy Use

Early Revenue Traction & Sustainable Growth Path, Leveraging Scalable & Capital-Efficient Model

Solid sorbents unlock a gigaton-scale carbon future.

Current sorbent materials are inefficient and can't scale affordably

For personal use only

Planned capacity (MT CO_2) per DAC technology[1]

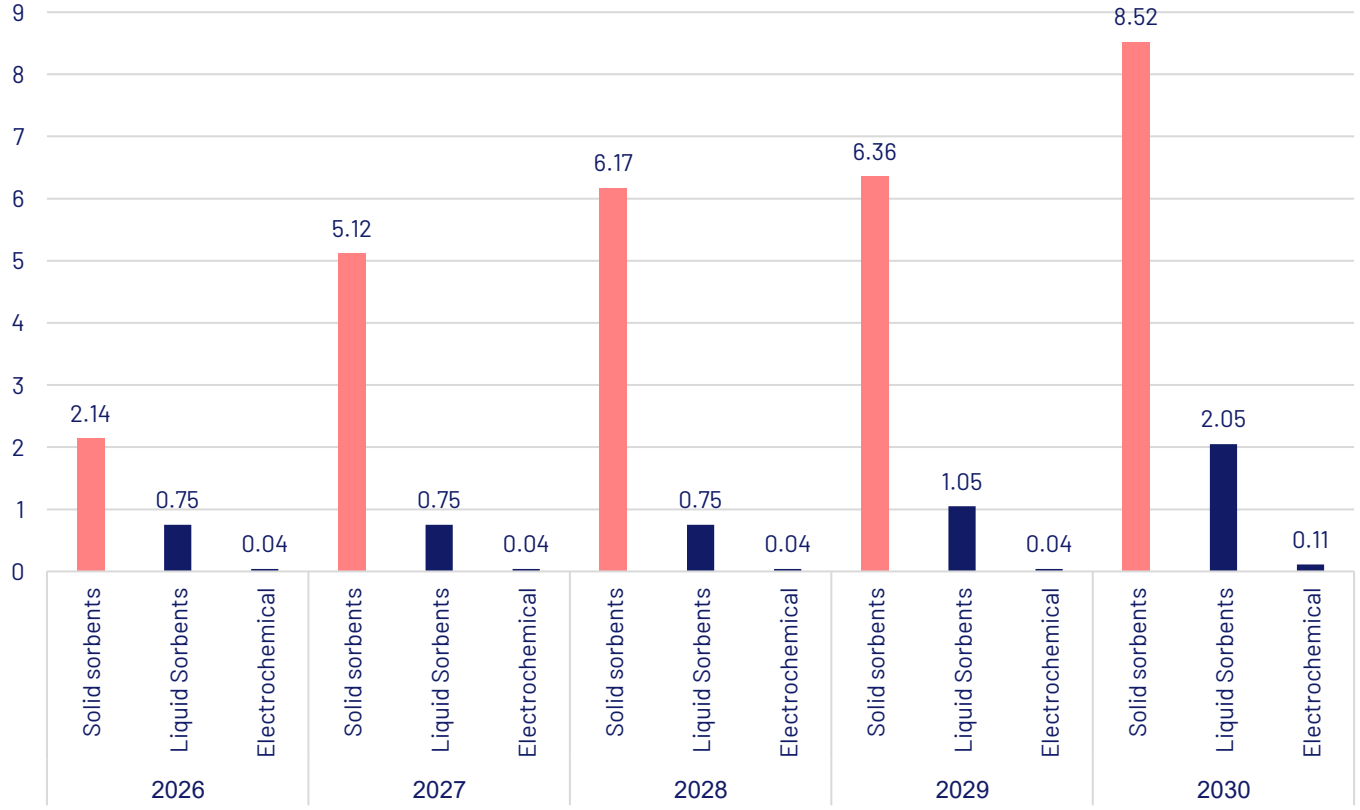

The path for gigaton-scale carbon removal starts with solid sorbents

" Direct carbon capture falters as developers' costs fail to budge" *Financial times*

CCI: "innovation in sorbent materials is a key lever for reducing the cost of CO_2 capture and enabling gigaton-scale deployment"

Sirona:"solid sorbents have the clearest path to rapid cost decline; staying sorbent-agnostic lets us ride material innovation"

1 IEA CCUS projects database 2025

Surging global demand for high-performance sorbents.

A multi-billion-dollar global opportunity that's only beginning to scale

For personal use only

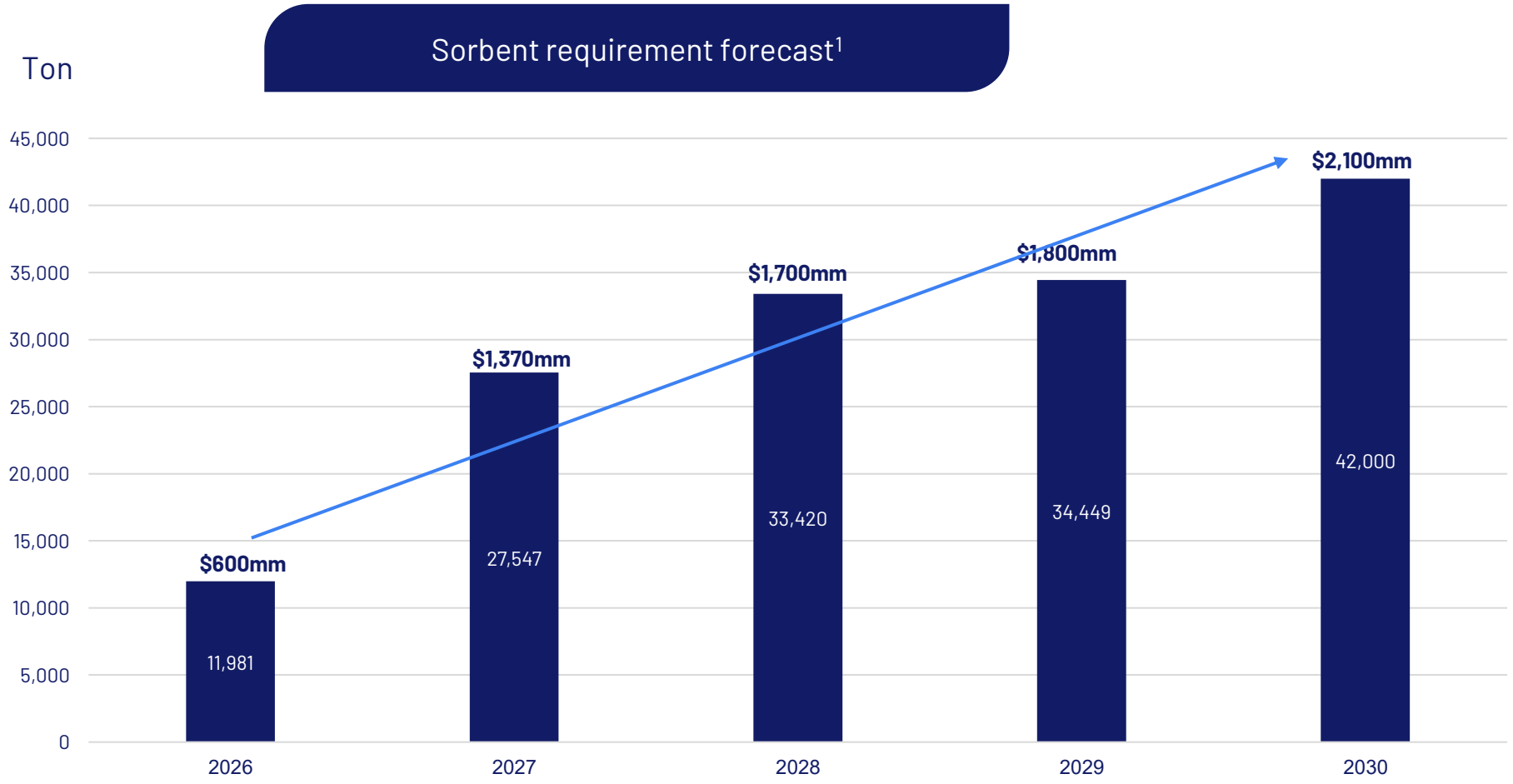

1 Management estimation;
Key aassumptions: sorbent durability of 3,000 cycles, 3-hour cycle, low-temp TVSA process, DAC unit capacity of 1 ton per annum, $50k/ton of sorbent

Next-generation platform of sorbent materials.

Addressing industry bottlenecks of cost, efficiency and scalability

- ✔ Exceptional CO_2 Working Capacity
- ✔ Low Energy Consumption
- ✔ Stability & Scalability

For personal use only

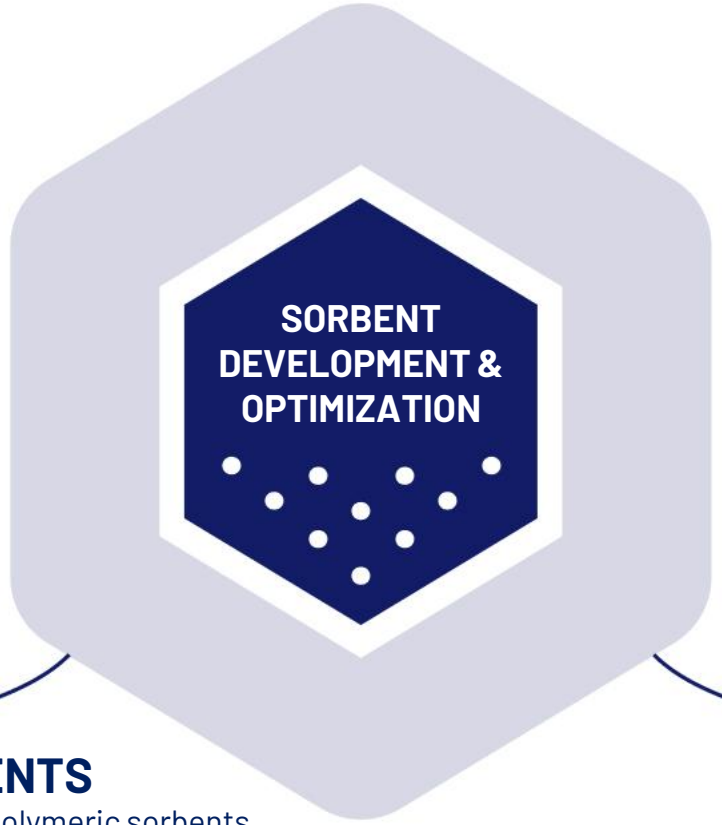

DAC SORBENTS

- Amine-modified sorbents
- Chemical absorption
- Ultra-high surface area
- Regeneration via temperature swing (TSA)
- Applicable for low CO_2 content flue gases (<10%)

POINT-SOURCE SORBENTS

- Nanoporous carbon-based & polymeric sorbents
- Physical adsorption
- Unique porosity – high volume of ultra-micropores
- Regeneration via vacuum swing (VSA) and temperature swing (TSA)
- Applicable for high CO_2 content flue gases (>10%)



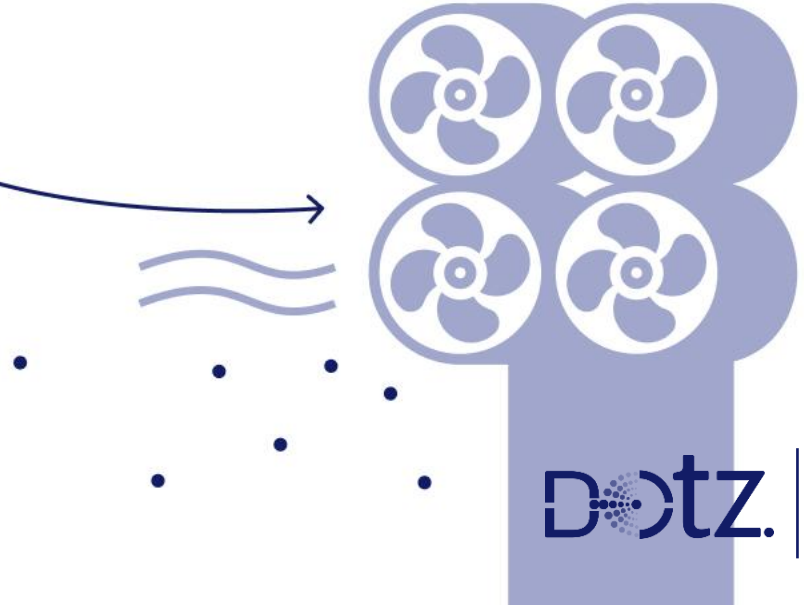

Direct Air Capture (DAC) - Remove CO_2 directly from the atmoshphere. DAC results in negative emissions
Point-Source Capture (PSC) - Capture CO_2 at point sources before it is released to the atmoshphere. PSC is the most viable solution to avoid emissions for hard-to-abate industries.

Ultra-efficient CO_2 capture sorbent material.

For personal use only

Superior adsorption capacity, outperforming commercial sorbents

- **HIGH PRODUCTIVITY**
  SUPERIOR CO_2 WORKING CAPACITY
- **ENERGY EFFICIENT**
  LOW-TEMPERATURE REGENERATION
- **STABILITY & SCALABILITY**
  BUILT FOR LONG-TERM, REAL-WORLD USE

Validated in lab-scale tests

✔ TVSA LAB-SCALE PILOT DEMONSTRATION RESULTED IN SUPERIOR PERFORMANCE COMPARED TO COMMERCIAL DAC SORBENT[1]

CO_2 adsorption capacity at 400ppm, 25°C[1] (dry)

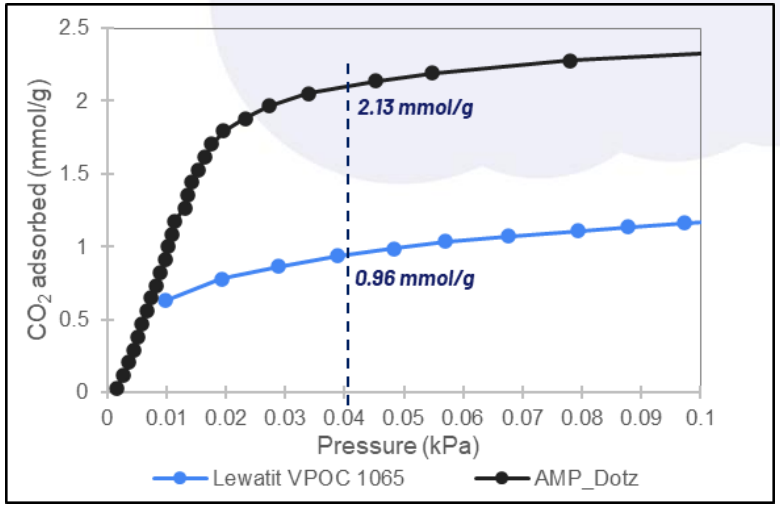

CO_2 adsorption capacity at variable CO_2 concentration

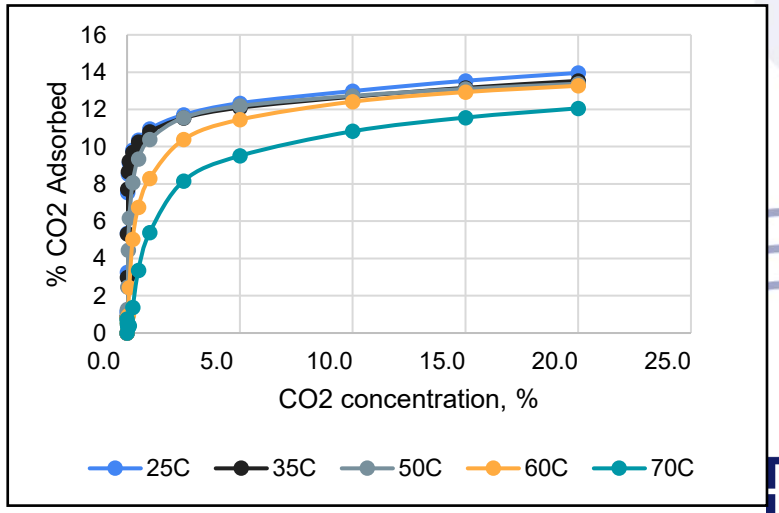

1 Commercial DAC sorbent – VPOC 1065 amine grafted; Testing conditions: the feed ambient air was 22°C, 400ppm CO2 and 30% relative humidity

Validated by 3rd party users and research partners.

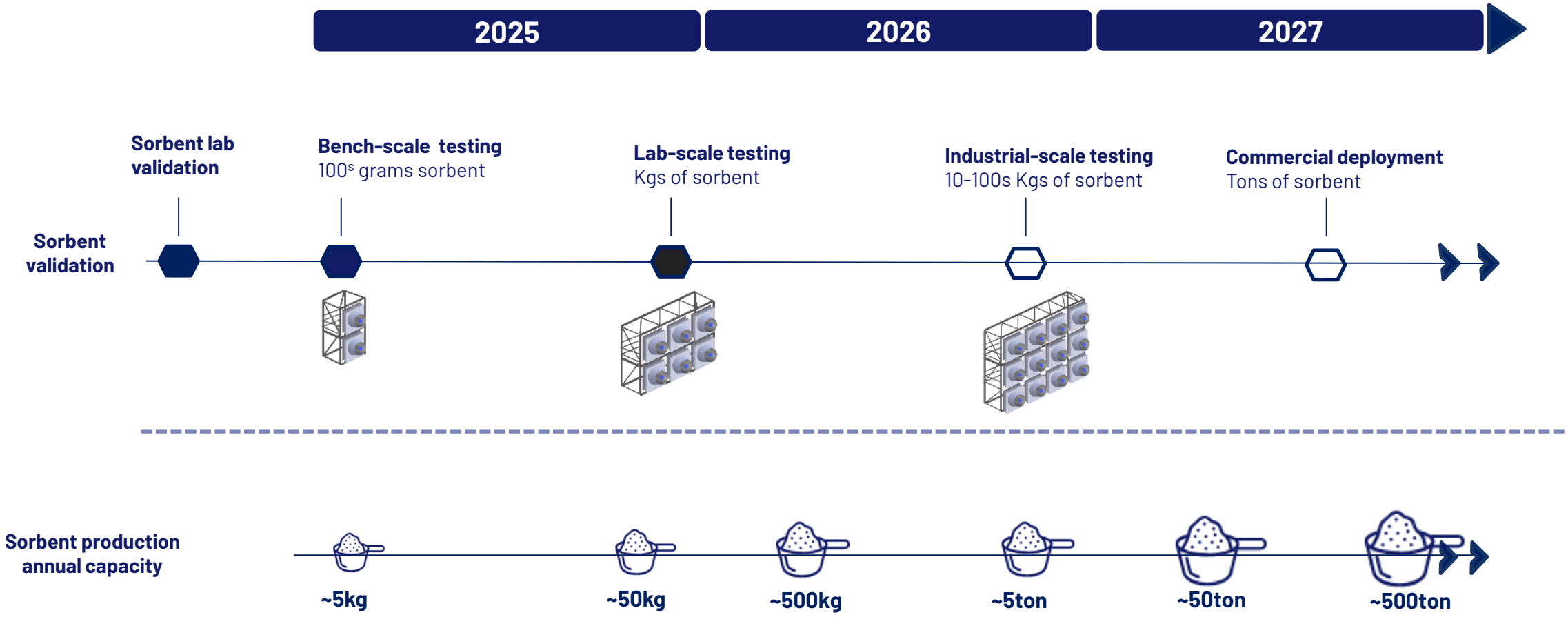

For personal use only

Patent-protected deep tech IP.

For personal use only

PATENTS

- Global Filing Strategy: Patent protection in key markets (U.S., EU, Asia) to ensure worldwide coverage
- Utility Patents: Protect novel sorbent compositions and methods for CO2 capture
- Process Patents: Safeguard unique CO_2 capture methods using proprietary sorbents

KNOW-HOW & TRADE SECRETS

- Advanced material science
- Formulation and Production Methods: Maintain confidentiality on proprietary sorbent manufacturing processes

LICENSING AGREEMENTS

- Licensing of proprietary sorbent technology to third parties
- Qualified Contract Manufacturing Organizations (CMO's)

From innovation to commercialisation.

For personal use only

Product development

First generation development & charactrization completed

Continous development of sorbent materials portfolio

Industry Validation

Succesful lab-pilot testing

Endorsed by 3rd parties user testing & varification

Monetization

Activaly engaged with potential customers

Strong traction from industry

Strategic alliances

Broad partnerships opportunities along the supply chains.

For personal use only

Phased Go-To-Market strategy

Initial focus on early evaluation partners/customers

Converting early evaluation customers into collaboration agreements and supply orders for piloting and demonstration

Long-term commercial agreements in 2027+

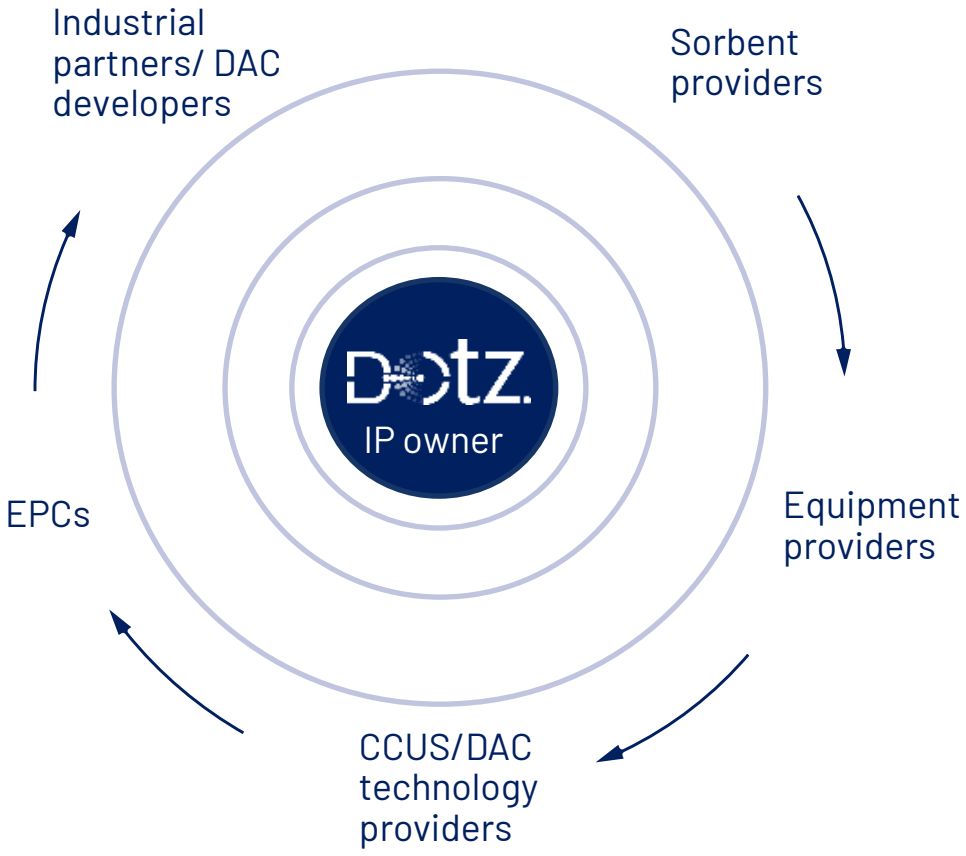

Hybrid engagement model

Paid pilot programs with performance-based milestones

Long-term supply contracts or tech licensing after validation

Joint development agreements for integration into existing tech

Revenue traction, momentum & sustainable growth path.

For personal use only

	2025	2026	2027	2028
Customer journey	**Customer evaluation**	**Pilot Testing**	**Pilot Deployment**	**Commercial Deployment**
Expected Annual capacity[1]	**30Kg**	**3-5 Tons**	**300-500 Tons**	**>2500 Tons**
Estimated Price[1]	8,000 $/kg	500-1,000 $/kg	100k-250k $/t	50k-100k $/t

Initial Revenues Secured in 2025

- ✓ Completed successful lab tests at gram-scale by more than a dozen potential clients/partners
- ✓ Signed MoU with CCI to advance POC evaluation at kg-scale
- ✓ Commenced performance testing & demonstration by multinational automotive manufacturer
- ✓ Initial revenue generated from early customer demand for product evaluation and testing

Piloting and Integration in 2026

- Converting early evaluation customers into supply orders for pilot deployments and demonstration
- Modular capital-light production scale-up
- Secure strategic industry alliances

Substantial Growth Expected in 2027+

- Revenue ramp driven by multi-year commercial agreements in 2027+
- Capital-light production scale-up

1 Management estimation based on production scale-up plans and ongoing discussions with CMOs

Investment highlights.

For personal use only

Surging global demand for high-performance sorbents

High-performance sorbents are the key to driving down the cost of carbon removal

Breakthrough Carbon Capture Technology

Significantly outperform commercial alternatives in efficiency, stability, and energy use

Early Revenue Traction & Sustainable Growth Path

Generating initial revenues in 2025 from customer evaluations, unlocking near-term revenue ramp up

Scalable, Capital-Efficient Model

Modular production and partnership strategy enable rapid scale-up with minimal capex

Patent-Protected Deep-Tech IP

Advanced material science form clear competitive edge and high technical barriers to entry

Disclaimer and important notice

For personal use only

*This Presentation has been prepared by Dotz Nano Limited ACN 125 264 575 (**Dotz Nano** or the **Company**) and is general background information about the Company's activities as at the date of this Presentation. The information is given in summary form and does not purport to be complete in every aspect. In particular you are cautioned not to place undue reliance on forward looking statements regarding our belief, intent or expectations with respect to the Company's businesses, market conditions and/or results of operations, as although due care has been used on the preparation of such statements, actual results may vary in a material manner. Information in this Presentation or subsequently provided to the recipient of this information, whether orally or in writing, including forecast financial information, should not be considered advice or a recommendation to investors or potential investors in relation to holding, purchasing or selling securities in the Company.*

Future performance and forward looking statements

This Presentation contains certain statements that constitute forward-looking statements that may be identified by the use of terminology such as "may," "will," "expects," "plans," "anticipates," "estimates," "potential" or "continue" or the negative thereof or other comparable terminology. Examples of such statements include, but are not limited to, statements regarding the design, scope, initiation, conduct and results of our research and development programs; our plans and objectives for future operations; and the potential benefits of our products and research technologies. These statements involve a number of risks and uncertainties that could cause actual results and the timing of events to differ materially from those anticipated by these forward-looking statements. These risks and uncertainties include a variety of factors, some of which are beyond our control. Forward looking statements, opinions and estimates provided in this Presentation are based on assumptions and contingencies which are subject to change without notice, as are statements about market and industry trends, which are based on interpretations of current market conditions. Forward looking statements including projections, guidance on future earnings and estimates are provided as a general guide only and should not be relied upon as an indication or guarantee of future performance.

Third party data

This Presentation includes or is otherwise based on information obtained from publicly available information, including data from various independent research firms and industry associations as noted, and other information publicly released by corporations and government departments. Dotz Nano has not independently verified or audited this information or any information and accordingly the accuracy and completeness of such information is not guaranteed.

In addition, we do not make any representations or warranties, express or implied, with regard to the information included in this Presentation of any other related document or information disclosed or furnished in connection thereto, including, without limitation, with respect to the accuracy, reliability, completeness or its sufficiency for any particular purpose. To the maximum extent permitted by law none of Dotz Nano, its subsidiaries, or its respective officers, employees, agents or consultants nor any other person accepts liability, including without limitation, any liability arising out of negligence, for any loss arising from the use of the information.

This presentation does not constitute an offer to issue or sell securities or other financial products in any jurisdiction. The distribution of this presentation outside Australia may be restricted by law. Any recipient of this presentation outside Australia must seek advice on and observe any such restrictions. This presentation may not be reproduced or published, in whole or in part, for any purpose without the prior written permission of Dotz Nano.

For personal use only

Annex – Supplemental information

Cutting-edge solution for corrosion inhibitor (CI) management.

First commercial sale for the Oil & Gas industry in the U.S.

DOTZ SHIELD

- **CHALLENGE**: detection and quantification of corrosion inhibitor in drilling fluids – expensive, slow, inefficient
- **SOLUTION**: in-product optical markers enabling real-time on-site detection and quantification of CI
- **IMPACT**: significant maintenance cost savings, on-site dosage management , reducing risk of infrastructure damage
- **CI MARKET**: The CI industry is projected to grow from USD 8.79 Billion in 2024 to USD 12.22 Billion by 2032[1]

For personal use only

1Source: https://www.marketresearchfuture.com/reports/corrosion-inhibitors-market-6950?utm_term=&utm_campaign=&utm_source=adwords&utm_medium=ppc&hsa_acc=2893753364&hsa_cam=20269362920&hsa_grp=148912616334&hsa_ad=661977011274&hsa_src=g&hsa_tgt=dsa-2089395941744&hsa_kw=&hsa_mt=&hsa_net=adwords&hsa_ver=3&gad_source=1

Engineered pore volume & distribution, ideal for CO_2 capture from flue gases.

For personal use only

Dotz's innovative nanoporous sorbents have very high volume of ultra-micropores that are responsible for the physical adsorption of CO_2
(CO_2 molecule 0.33nm diameter)

Pore volume and distribution

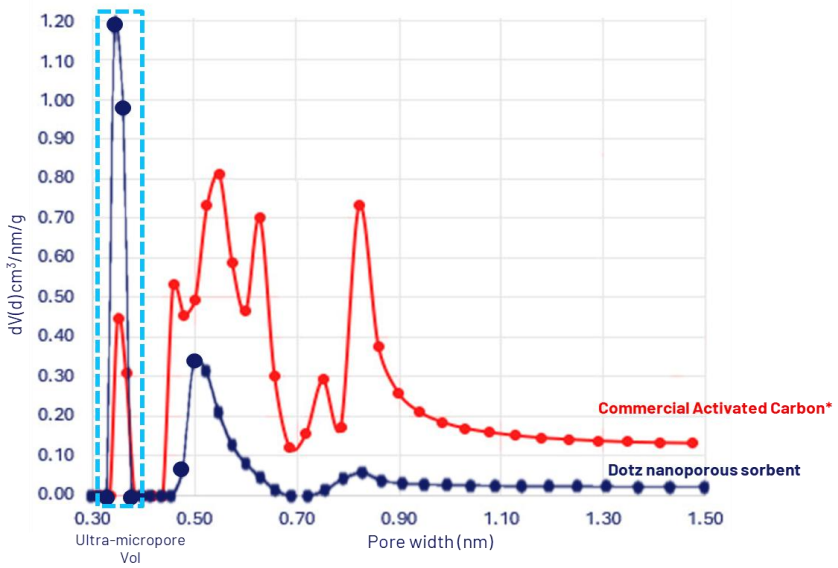

*Provided by Blücher (Germany)

3X higher CO_2 adsorption capacity (at 25°C, 15 kPa)

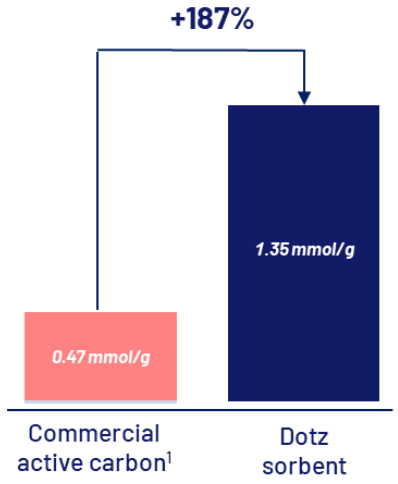

4X higher selectivity[2] (at 25°C, 10 kPa)

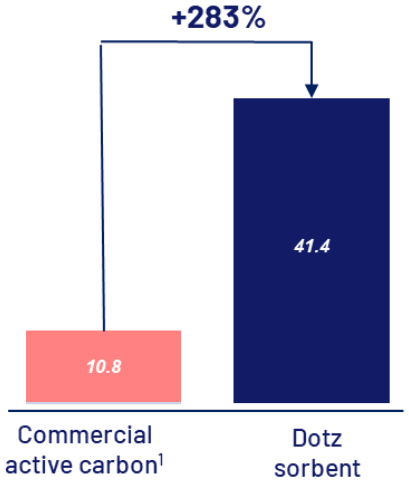

Early phase of a rapidly expanding market.

Carbon capture capacity estimated to grow by more than 15x within the next decade

For personal use only

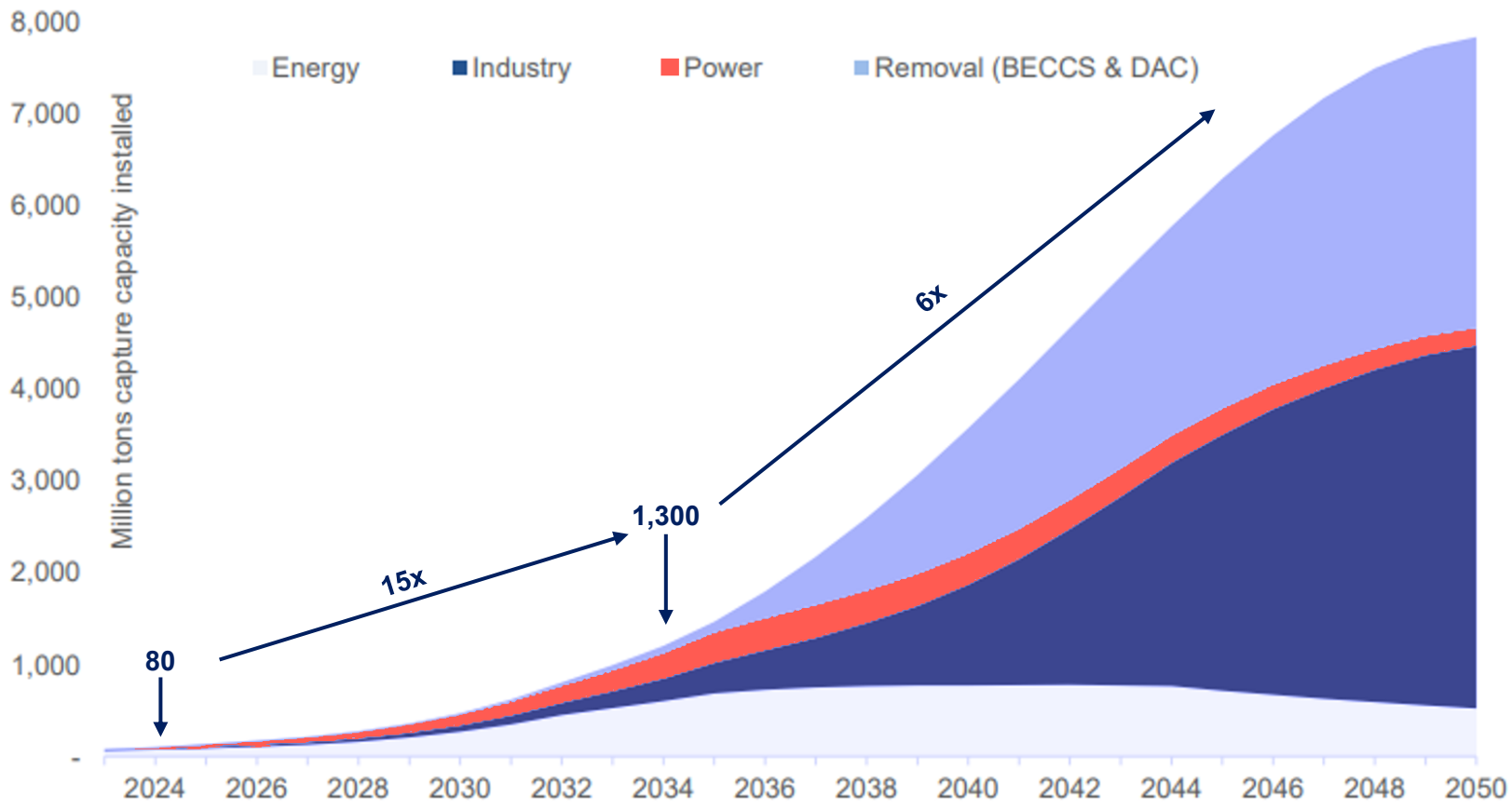

More than
3Gt removal
Voluntary carbon market

More than
4Gt removal
Compliance carbon market

Source: Rystad Energy 1.6dg Scenario/SpareBank 1 Markets

CCS market poised for growth amid favorable market drivers.

Regulatory pressure, corporate commitments and government support & incentives

For personal use only

Pricing

40% of global emissions presently covered by pricing mechanism

Storage

Transportation and storage availability is accelerating

Incentives

CCS incentives are increasing globally

Lower costs

Costs are decreasing as technologies and projects mature

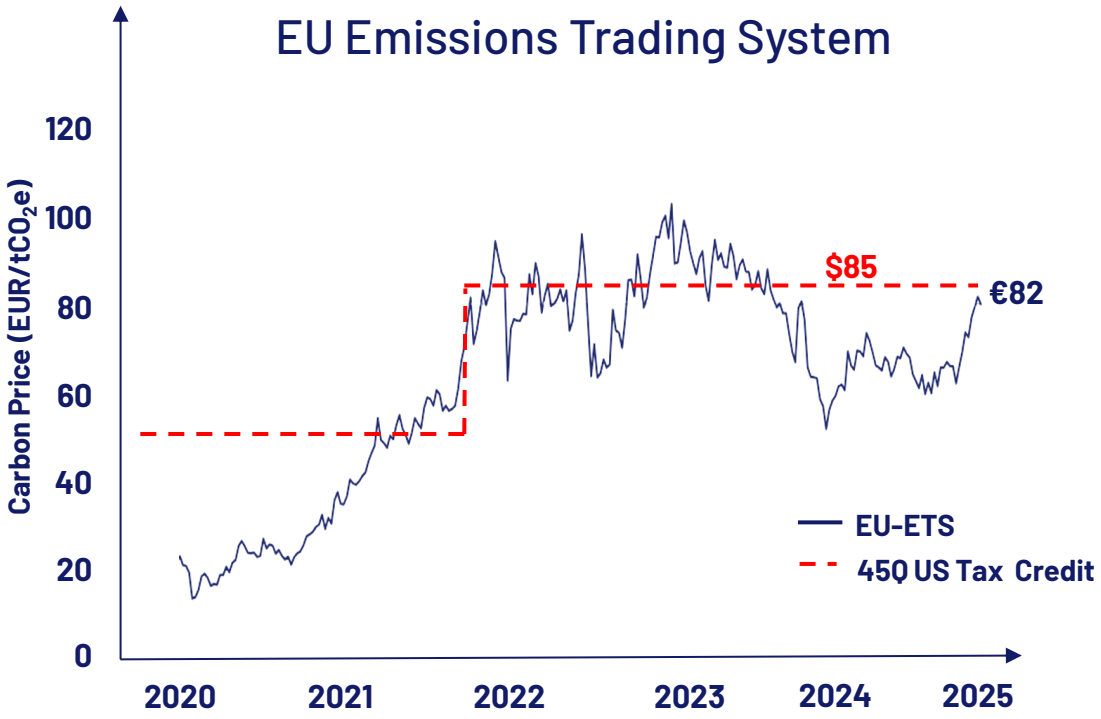

For personal use only

If you're a **PARTNER** looking to co-develop DAC or point-source capture solutions—**LET'S COLLABORATE**.

If you're an **INVESTOR** ready to scale transformative carbon capture solutions—**JOIN US**.



Join our Journey.