DECEMBER 2024 QUARTERLY ACTIVITIES REPORT

For personal use only

HIGHLIGHTS

Monument Gold, Western Australia

- Follow up infill drilling at Fred's Well Prospect completed and intersected gold mineralisation that confirms a 1.1km mineralised gold strike trend 2km northwest of the Monument Gold Project's **near-surface 3.2Mt @ 1.4g/t Au Korong Mineral Resource Estimate**
- Results received post-quarter demonstrate a potentially new mineralised zone near surface to add to the current Resource Estimate. Latest and past results include
  - **24m @ 3.24g/t Au** (MOAC262 from 44m) including **12m @ 6.35g/t Au**
  - **8m @ 2.09g/t Au** (MOAC265 from 40m)
  - **8m @ 1.48g/t Au** (MOAC256 from 36m)
  - **12m @ 1.01g/t Au** (MOAC277 from 20m)
  - **10m @ 0.68g/t Au** (FWRC002 from 52m) including **2m @ 2.28g/t Au**
  - **4m @ 1.00g/t Au** (FWRC002 from 81m) including **1m @ 2.89g/t Au**
- Pit optimisation studies to commence in 2025 on the near-surface Korong (**3.0Mt @1.4g/t Au**) and Waihi (**0.2Mt @ 2.1g/t Au**) deposits following significant increase in gold prices since Mineral Resource Estimation in 2021. Both MRE remain open in all directions
- Over 60 additional untested BIF, basalt and intrusion-hosted gold drill targets at the Monument Gold Project remain to be tested

Pimenta REE-Nb, Brazil

- Surface reconnaissance program commenced over a distinct 26km radiometric strike at the Pimenta Project in eastern Minas Gerais, with potential for allanite-hosted (similar to American Rare Earths Limited ASX:ARR 2.63Bt @ 3,926ppm TREO MRE) and clay-hosted REE and potentially niobium
- Program completed at quarter end and results expected in coming weeks

Caldera REE, Brazil

- No activity for the quarter in addition to the previously announced ultra high grade Caldera prospect with previous auger drill intercepts including **5m @ 4,526ppm TREO and 34% MREO from surface**

Copper-Silver-Nickel-PGE, Botswana

- Discussions continuing for potential corporate event regarding the Botswana portfolio of projects including the Maibele North **2.4Mt @ 1% Niequiv** JORC Inferred Resource, Dibete Copper-Silver (up to **13% Cu and 281g/t Ag**) and Airstrip Copper-Silver (up to **57% Cu and 2,483g/t Ag**)

168 Stirling Highway
Nedlands WA 6009
info@verityresources.com.au

HIGHLIGHTS (CONTINUED)

Corporate

- Company name changed to Verity Resources Limited (ASX:VRL)
- Non-Renounceable Rights Issue and shortfall placement closed, raising ~$600k before costs
- Annual General Meeting of Shareholders was held on 22 November 2024 with all resolutions required passed on a poll
- 20 for 1 share and options consolidation completed following Shareholder approval at the AGM

Verity Resources Limited (**ASX:VRL**, **Verity** or **the Company**) is pleased to provide its quarterly activities report for the three-month period ending 31 December 2024.

Monument Gold Project, Laverton Gold District, Western Australia

During the quarter the Company completed an infill aircore & reverse circulation drilling program at the Fred's Well prospect in the Monument Gold Project (**MGP**), located in the Laverton Gold District, Western Australia.

The MGP lies directly adjacent to and along strike of Genesis Minerals (ASX:GMD) ~3.3Moz Au Mt Morgan's Project).

For personal use only

For personal use only

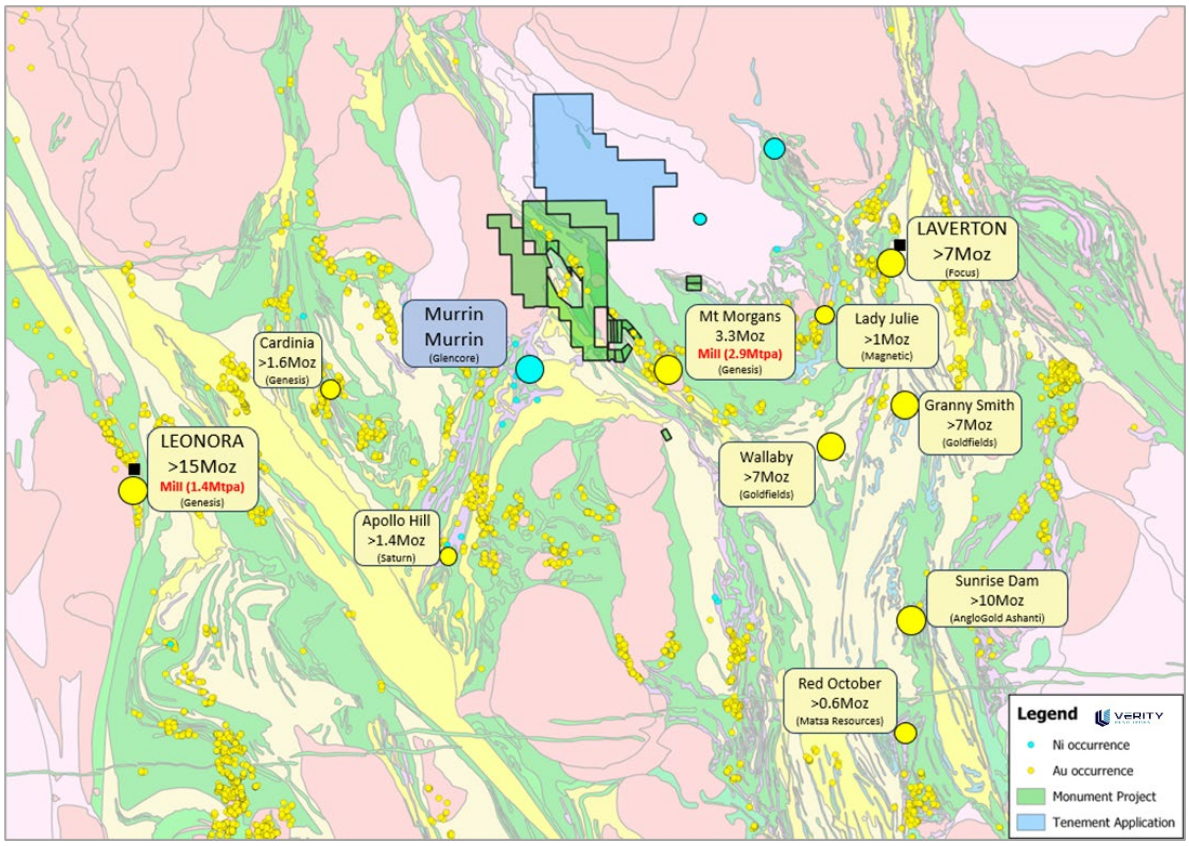

Figure 1. Monument Gold Project location in the Laverton Gold District amongst major gold deposits.

24 holes (22 aircore, 2 reverse circulation) were drilled for 1,718m across the Freds Well prospect with holes positioned on 100m spaced drill lines with collars predominantly 40m apart, to infill 370m of untested strike between 400m of previous lines of AC drilling and historic workings as well as test depth and potential strike extensions of previously intersected significant gold mineralisation.

For personal use only

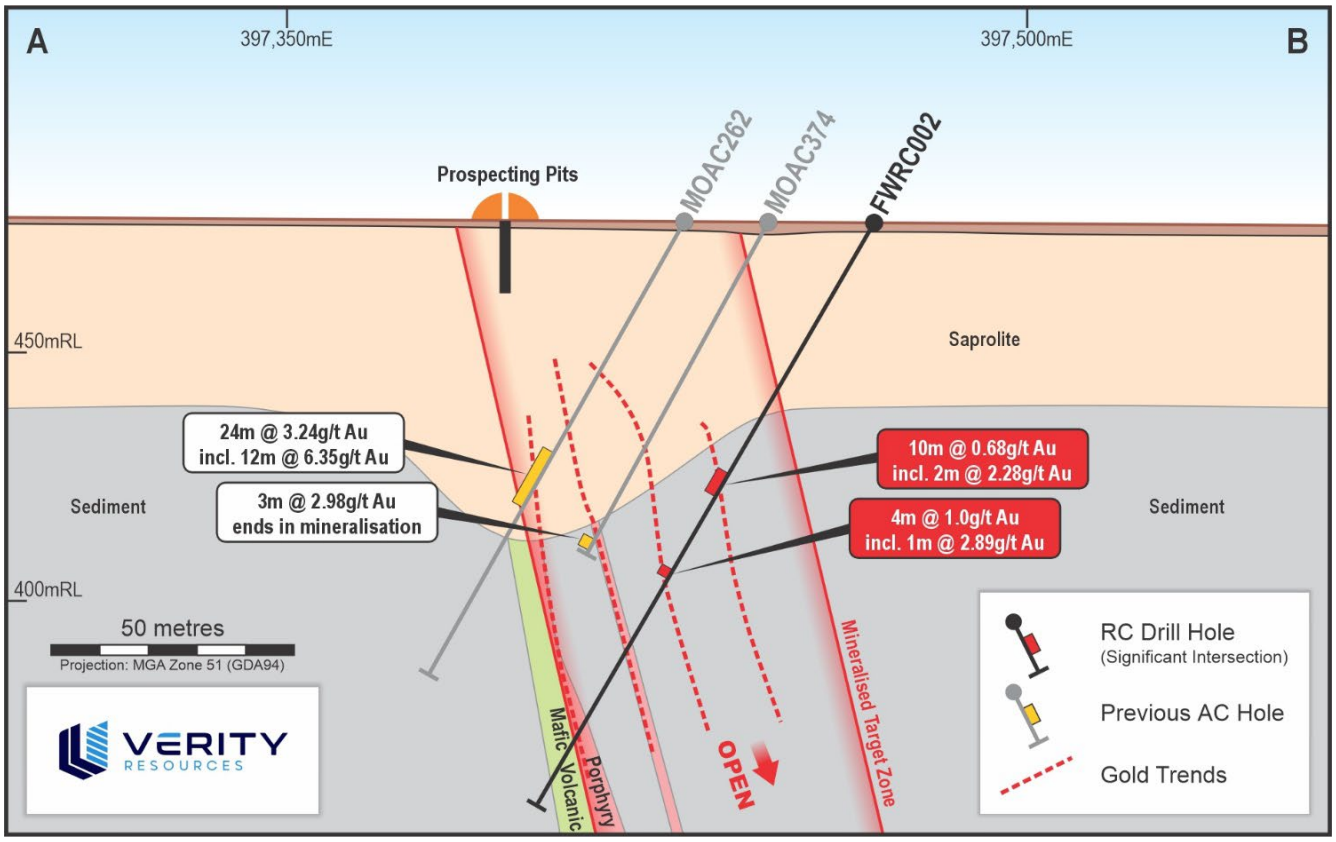

Figure 2. Fred's Well cross section showing significant intercepts in holes FWRC002 and relating to mineralisation previously intersected in MOAC262 and MOAC374.

Results returned post-quarter end and confirmed an extension to the mineralised gold strike to a total length of 1.1km, further confirming Fred's Well as a potentially new mineralised gold zone.

For personal use only

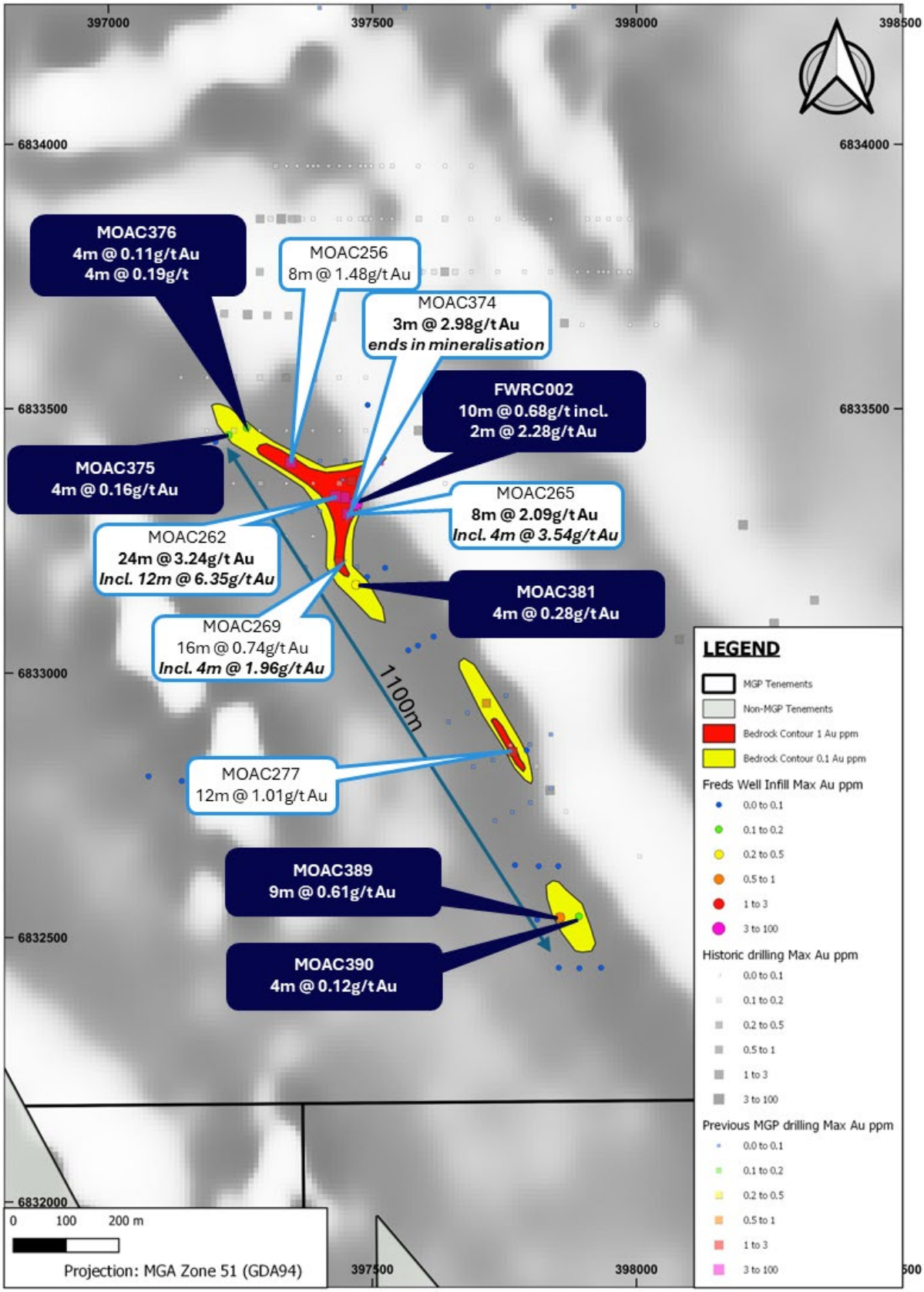

Figure 3. Significant intercepts from infill aircore & reverse circulation drilling at Fred's Well.

Prospect	Hole ID	From (m)	To (m)	Interval (m)	Au (g/t)	Comments
Fred's Well	MOAC256	36	44	8	*1.48*	
	MOAC262	**44**	**68**	**24**	***3.24***	***Including 12m @ 6.35 g/t Au***
	MOAC265	**40**	**48**	**8**	***2.09***	***Including 4m @ 3.54g/t Au***
	MOAC269	32	48	26	*0,74*	***Including 4m @ 3.54g/t Au***
	MOAC277	20	32	12	*1.01*	
	MOAC374	**72**	**75**	**3**	***2.98***	***Ended in mineralisation***
	FWRC002	52	62	10	*0.68*	***Including 2m @ 2.28g/t Au***
		81	85	4	1.00	***Including 1m @ 2.89g/t Au***
	MOAC389	12	21	9	0.61	
	MOAC381	20	24	4	0.28	
	MOAC376	60	64	4	0.19	
		0	4	4	0.11	***From surface***
	MOAC375	0	4	4	0.16	***From surface***
	MOAC390	50	54	4	0.12	

Table 1. Significant intercepts from the infill aircore & reverse circulation drilling programs completed at Fred's Well prospect. Blue shaded results are results from latest drill program.

The drilling results indicate the presence of multiple mineralised contacts associated with a ~100m wide stratigraphic sequence, consisting of ultramafics, felsic porphyry, mafic volcanics and sediments, which extend for a strike length of >770m. Elevated Ag, As, Ba, Bi, Cu and Mn with >20ppm As and >100ppm Cu associated with the anomalous gold mineralisation are indicative of hydrothermal mineralisation associated with high level intrusives and will also be used as pathfinder elements in surface geochemical sampling to plan future drilling programs.

Drilling undertaken in 2022 intersected a mixed package of mafic, ultramafic, shale, chert and felsic porphyry intrusive lithologies. The highest-grade intersections from the previous drilling (MOAC262: **24m @ 3.24g/t Au** from 44m including **12m @ 6.35g/t Au**, and MOAC374: **3m @ 2.98g/t Au** from 72m) are associated with a sediment-ultramafic contact.

Historic workings and prospect field mapping indicate gold occurrences are located on the intersection of 140° trending sheared lithological sediment-ultramafic contacts and cross-cutting 050° north-east trending shear zones.

The encouraging results near surface from the Fred's Well drill programs have confirmed the prospect as a mineralised gold zone over a strike length of ~1.1km. Situated along strike and approximately 2km northwest from the 139koz Korong deposit, this zone has the potential to contribute to future resource ounces, pending further drilling and exploration work.

Detailed structural and geochemical analysis of the drilling data is planned for 2025 which will assist with strike extension drilling. Multi-element signatures associated with the anomalous gold mineralisation are also being analysed to identify pathfinder vectors to additional zones. These will be used to identify additional regional targets from the comprehensive surface geochemical data

For personal use only

set.

The Company is also commencing a pit optimisation study on the near-surface Korong (3.0Mt @1.4g/t Au for 139koz Au) and Waihi (0.2Mt @ 2.1g/t for 15koz Au) deposits reported in 2021, which currently remain open all directions. The outcome of the work will be used as a basis for resource extension drilling along strike and testing down-dip extensions to the mineralisation.

To date, only ~10% of the 20km strike has been drilled with detailed reverse circulation drilling. There is currently ~20km of additional priority targets identified along the banded iron formations horizon, and multiple other syenite-intrusion style targets (approximately 60 targets remaining to be tested).

Pimenta REE-Nb, Minas Gerais, Brazil

The Pimenta REE Project covers 300km^2 and is highly prospective for allanite-hosted and ionic clay rare earth elements mineralisation. Previous geological and radiometric data identified a distinct circular signature over 26km with highly anomalous uranium responses that suggest a potentially significant allanite-hosted REE area. The Project is also prospective for niobium that is being followed up as part of this program.

Allanite-hosted REE are of global significance and are typically large-scale, low cost and high magnetic rare earth oxide (**MREO**) content, demonstrated by American Rare Earths Limited's Halleck Creek project hosting a JORC Mineral Resource Estimate of 2.63 billion tonnes @ 3,292ppm TREO (Measured + Indicated + Inferred) (1,000ppm cutoff) and 26% MREO/TREO (refer ASX:ARR release 30 January 2025).

For personal use only

For personal use only

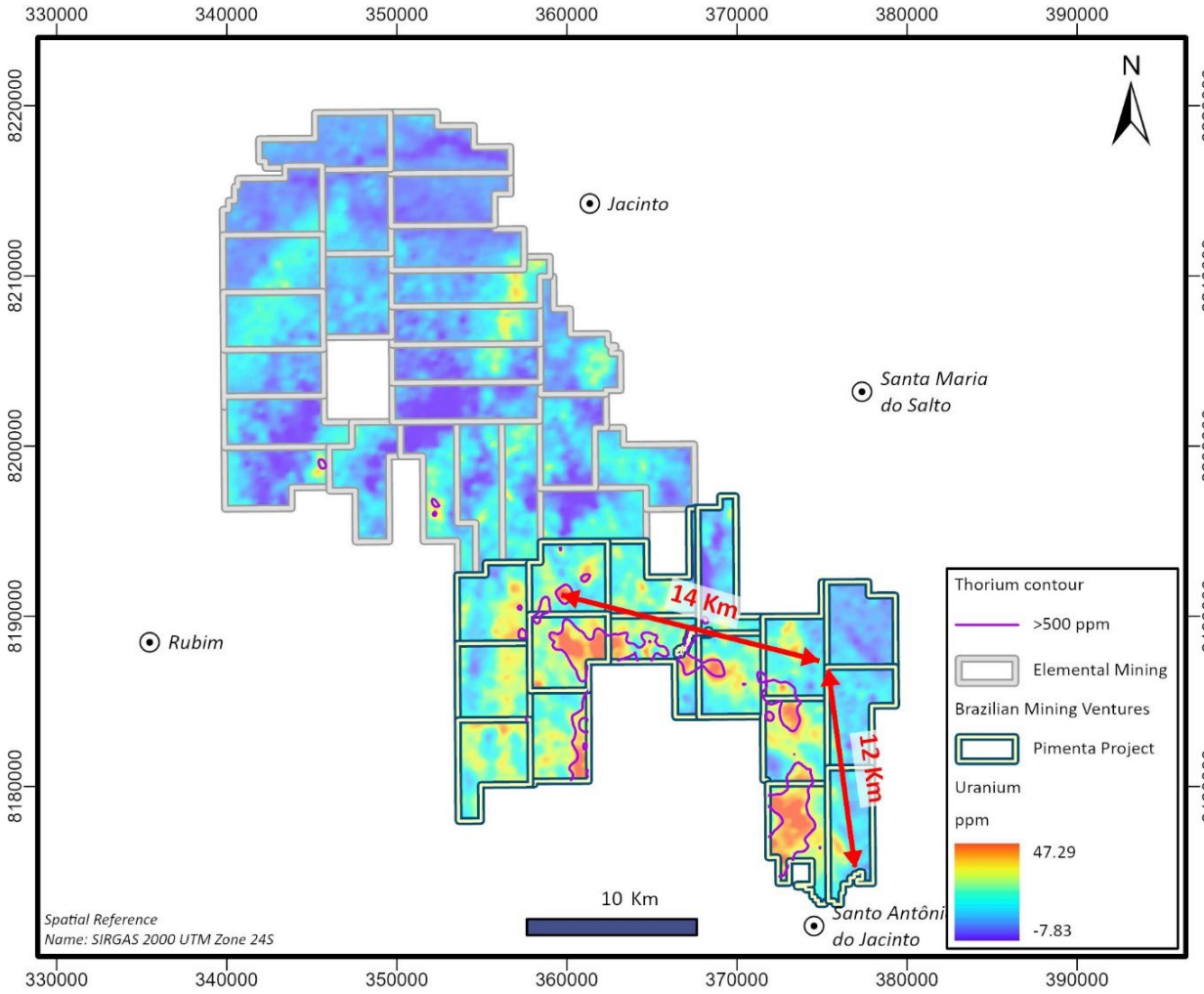

Figure 4: The Pimenta Project, and neighbouring third-party project, over high uranium anomalies

A surface reconnaissance program consisting of rock and soil sampling was completed during the quarter to test the radiometric anomalies for the presence of rare earth elements and niobium. Results are expected in the weeks following this report.

Caldera REE, Poços de Caldas, Minas Gerais

The Caldera REE Project is located at the Poços de Caldas Alkaline Complex in Minas Gerais South. No activity was conducted during the quarter. Previous scout drilling identified high-grade surface zones at the joint venture prospect inside the Poços de Caldas adjacent to Metoric Resources NL (ASX:MEI).

Previous high grade results include:

- **3m @ 2,162ppm TREO (22% MREO)** from surface (AND-AUG-001)
- **0.7m @ 3,165ppm TREO (23% MREO)** from 4m (AND-AUG-002)

- **9m @ 2,579ppm TREO (35% MREO)** from surface (AND-AUG-003)
  including **5m @ 3,274ppm TREO (29% MREO)** from 1m
- **16m @ 2,179ppm TREO (30% MREO)** from surface (AND-AUG-004)
- **5m @ 4,526ppm TREO (34% MREO)** from 7m (AND-AUG-005)
  including **2m @ 5,457ppm TREO (36% MREO)** from 8m
- **5m @ 2,454ppm TREO (20% MREO)** from 6m (AND-AUG-006)

Progress results received to date indicate significant zones of enriched Magnetic Rare Earth Oxides (**MREO**) at surface. MREOs are of strategic importance to the global critical metals supply chain due to their indispensable role in the production of high-performance permanent magnets that are critical components in electric vehicles, wind turbines, consumer electronics, and various defence applications.

Due to the limitations of shallow auger drilling, the potential for mineralisation to extend to greater depths into the saprolite profile is apparent and is to be further tested, subject to funding, to understand the prospectivity of resource delineation at Caldera.

Copper-Silver-Nickel-PGE, Botswana

Discussions continued during the quarter with various parties regarding potential strategic partnerships or corporate events with the Company's Botswana assets. No binding agreements have been reached and the Company will keep the market informed if any outcome is reached.

The Company holds over 2,868km² of prospective copper, silver, nickel and PGE projects in the Limpopo Mobile Belt in Southeast Botswana. Three of these projects are held under joint venture with BCL Limited including the Maibele North Ni-Cu-Co-PGE resource and high-grade Cu-Ag discoveries at Airstrip and Dibete.

Maibele North has a JORC-Inferred Resource of **2.4Mt @ 0.72% Ni and 0.21% Cu + PGMs + Co + Au**. The project contains nickel sulphide mineralisation related to ultramafic intrusions within mobile belt rocks and is broadly similar in style to other ultramafic intrusion-related mobile belt nickel discoveries such as IGO's Nova Bollinger (ASX: IGO), Chalice Mining's Julimar (ASX:CHN) and the globally significant Thompson Belt in Canada.

The Dibete Copper-Silver has previously retuned high grade results from the "supergene zone" – a zone of thickening and enrichment of Cu and Ag grades, including:

- **6.15m @ 7.20% Cu + 182g/t Ag** from 24.85m (DBRD149)
  incl. 0.5m @ 10.8% Cu + 281g/t Ag
  and 1.0m @ 13.0% Cu + 168g/t Ag

For personal use only

- 1m @ 3.94% Cu + 161g/t Ag from 33.50m (DBRD149)
- 9m @ 1.54% Cu, 82g/t Ag from 45m (DBRD142)

  incl. 2m @ 4.20% Cu, 269g/t Ag from 52m
- **38m @ 1.72% Cu, 119.5g/t Ag** from 16m (DBRC014)
- 17m @ 2.7% Cu, 40.5g/t Ag from 16m (DBRC081)
- **11m @ 4.5% Cu, 229.9g/t Ag** from 33m (DBRC028)
- **10m @ 3.9% Cu, 110g/t Ag** from 43m (DBRC108)
- **25m @ 2.17% Cu, 77g/t Ag** from 27m (DBRC124)
- 13m @ 2.11% Cu, 37.8g/t Ag from 37m (DBRC129)
- 13m @ 1.9% Cu, 61.9g/t Ag from 41m (DBRC130)
- **6m @ 4.46% Cu, 162 g/t Ag** from 38m (DBRC131)
- 10m @ 2.04% Cu, 15.6g/t Ag from 7m (DBRC133)

Airstrip historical drilling results include exceptionally high grades up to **60.98% Cu** and **2,833g/t Ag** associated with massive copper sulphides in narrow structures, along with supergene malachite mineralisation identified over significant widths in surface trenches. Previous best intercepts include:

- 8m @ 1.71% Cu + 51.1g/t Ag from 159m (ACRD018)
- **11m @ 7.63% Cu, 462g/t Ag** from 52m (ACRC003)
- **Incl. 7m @ 11.81% Cu + 717g/t Ag**
- **Incl. 3m @ 22.74% Cu + 1,379g/t Ag**
- **1.13m @ 21.58% Cu + 1,023g/t Ag** from 65m (ACRD029)

  Incl. 0.25m @ 60.98% Cu + 2,833g/t Ag
- 0.9m @ 20.53% Cu + 377g/t Ag from 55m (ACRD032)

  Incl. 0.35m @ 57.59% Cu + 1,054g/t Ag
- **0.6m @ 25.27% Cu + 1,238g/t Ag** from 65m (ACRD033)

  Incl. 0.24m @ 49.06% Cu + 2,493g/t Ag
- 18m @ 1.72% Cu + 27.5g/t Ag from 42m (ACRC122)

  Incl. 3m @ 8.39% Cu + 136.3g/t Ag
- 6m @ 2.7% Cu + 72g/t Ag from 68m (ACDC067)

  Incl. 1m @ 8.8% Cu + 214g/t Ag

For personal use only

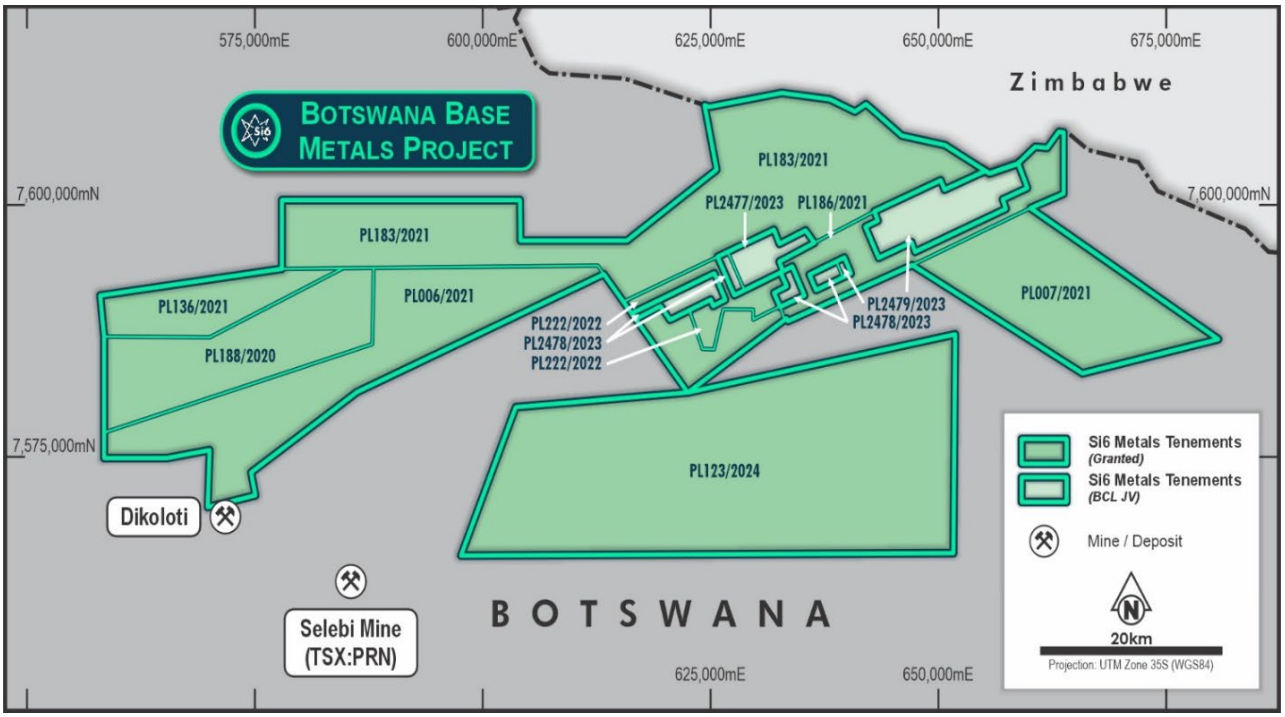

Figure 5: License map of VRL (formerly named Si6 Metals) projects in Botswana

Corporate

On 21 October September 2024, the Company completed a non-renounceable rights issue of one (1) fully paid ordinary share in the capital of the Company for every two (2) shares held by eligible shareholders at an issue price of $0.001 per shares (pre-consolidation) or $0.02 (post consolidation), raising $398,432.92 (before costs). Directors Patrick Volpe and Ian Kiers took up their full entitlements under the Offer via their associated entities. An additional $198,000 was raised via a shortfall placement which closed on 21 January 2025.

On 22 November 2024 the Company held its Annual General Meeting of Shareholders. All resolutions were passed on a poll.

On 6 December 2024 the Company changed its name from SI6 Metals Limited to Verity Resources Limited (ASX:VRL).

On 11 December 2024 the Company completed a twenty (20) to one (1) capital consolidation. There are currently 158,715,566 ordinary shares on issue and 54,123,334 VRLOF listed options expiring 30 June 2025 ex $0.20 per option.

For personal use only

For personal use only

Additional ASX Information

As at 31 December 2024 or for the quarter ending 31 December 2024 where applicable.

ASX Listing Rule 5.3.1

Exploration and Evaluation during the quarter was $166,233 being $129,873 on field exploration in Western Australia, $25,000 on field exploration on Brazil and $11,360 on field exploration in Botswana.

ASX Listing Rule 5.3.2

There was no substantial mining production and development activities during the quarter.

ASX Listing Rule 5.3.5

During the period, the Company paid $35,241 to related parties, comprising $25,000 to Foxfire Metals Pty Ltd for Joint Venture exploration activities, and $10,241 to directors of Verity for salaries and director's fees, on normal commercial terms.

Tenement Schedule

Tenement schedule - Botswana

PL	STATUS	DATE ISSUED	EXPIRY DATE	PERCENTAGE HOLDING (%)	SIZE (SQKM)
PL2477/2023	ACTIVE	1-Apr-23	31-Mar-26	66	27.4
PL2478/2023	ACTIVE	1-Apr-23	31-Mar-26	66	35.8
PL2479/2023	ACTIVE	1-Apr-23	31-Mar-26	66	79.4
PL136/2021	PENDING RENEWAL	1-Oct-21	30-Sep-24	100	96.5
PL183/2021	PENDING RENEWAL	1-Jan-22	31-Dec-24	100	652.0
PL186/2020	PENDING RENEWAL	1-Jan-21	31-Dec-23	100	100.5
PL188/2020	PENDING RENEWAL	1-Jan-21	31-Dec-23	100	210.7
PL006/2021	ACTIVE/RENEWED	1-Jul-21	30-Dec-26	100	460.6
PL007/2021	ACTIVE/RENEWED	1-Jul-21	31-Dec-26	100	256.7
PL222/2022	ACTIVE	1-Oct-22	30-Sep-25	100	45.6
PL123/2024	ACTIVE	1-Apr-23	31-Mar-26	100	903.1
				TOTAL AREA	**2,868.3**

For personal use only

Tenement schedule - Brazil

Permit	Location (Prospect)	Expiry	Substance / Resource	Holder / Applicant	Percentage Holding (%)
800.848/ 2022	Ceara – Pedra Branca	22/02/2026	Platinum Ore Gold Ore	Brazilian Mining Ventures Ltda	50%
800.849/ 2022	Ceara – Pedra Branca	19/03/2027	Platinum Ore Gold Ore	Foxfire Metals Ltda	50%
830.390/ 2023	Minas Gerais – Lithium Valley (Berizal)	31/05/2026	Lithium Ore	Foxfire Metals Ltda	50%
830.494/ 2023	Minas Gerais – Lithium Valley (Pedra Azul Granite)	03/04/2026	Lithium Ore	Foxfire Metals Ltda	50%
831.074/ 2023	Minas Gerais – Lithium Valley (Curral De Dentro)	07/28/2026	Lithium Ore	Foxfire Metals Ltda	50%
830.504/ 2023	Minas Gerais – Lithium Valley (Caladão)	03/04/2026	Lithium Ore Rare Earths	Foxfire Metals Ltda	50%
832.540/ 2022	Minas Gerais – Lithium Valley (Virgem da Lapa)	07/02/2026	Lithium Ore	Foxfire Metals Ltda	50%
831.091/ 2023	Minas Gerais – Andradas (Caldera Project)	31/05/2026	Rare Earths	Foxfire Metals Ltda	50%
830.892/ 2023	Minas Gerais – Andradas (Caldera Project)	28/02/2027	Rare Earths	Foxfire Metals Ltda	50%
830379/2024	Minas Gerais – (Pimenta Project)	24/05/2027	Rare Earths/Lithium	Brazilian Mining Ventures Ltda	70%
830381/2024	Minas Gerais – (Pimenta Project)	24/05/2027	Rare Earths/Lithium	Brazilian Mining Ventures Ltda	70%
830382/2024	Minas Gerais – (Pimenta Project)	24/05/2027	Rare Earths/Lithium	Brazilian Mining Ventures Ltda	70%
830385/2024	Minas Gerais – (Pimenta Project)	24/05/2027	Rare Earths/Lithium	Brazilian Mining Ventures Ltda	70%
830386/2024	Minas Gerais –	24/05/2027	Rare	Brazilian	70%

	(Pimenta Project)		Earths/Lithium	Mining Ventures Ltda	
830387/2024	Minas Gerais – (Pimenta Project)	24/05/2027	Rare Earths/Lithium	Brazilian Mining Ventures Ltda	70%
830388/2024	Minas Gerais – (Pimenta Project)	24/05/2027	Rare Earths/Lithium	Brazilian Mining Ventures Ltda	70%
830389/2024	Minas Gerais – (Pimenta Project)	24/05/2027	Rare Earths/Lithium	Brazilian Mining Ventures Ltda	70%
830391/2024	Minas Gerais – (Pimenta Project)	24/05/2027	Rare Earths/Lithium	Brazilian Mining Ventures Ltda	70%
830392/2024	Minas Gerais – (Pimenta Project)	24/05/2027	Rare Earths/Lithium	Brazilian Mining Ventures Ltda	70%
830393/2024	Minas Gerais – (Pimenta Project)	24/05/2027	Rare Earths/Lithium	Brazilian Mining Ventures Ltda	70%
830394/2024	Minas Gerais – (Pimenta Project)	24/05/2027	Rare Earths/Lithium	Brazilian Mining Ventures Ltda	70%
830395/2024	Minas Gerais – (Pimenta Project)	24/05/2027	Rare Earths/Lithium	Brazilian Mining Ventures Ltda	70%
830396/2024	Minas Gerais – (Pimenta Project)	24/05/2027	Rare Earths/Lithium	Brazilian Mining Ventures Ltda	70%
830397/2024	Minas Gerais – (Pimenta Project)	24/05/2027	Rare Earths/Lithium	Brazilian Mining Ventures Ltda	70%
870268/2024	Minas Gerais – (Pimenta Project)	24/05/2027	Rare Earths/Lithium	Brazilian Mining Ventures Ltda	70%

For personal use only

For personal use only

Tenement Schedule- Western Australia

Tenement	Expiry Date	Comment	Percentage Holding (%)
E39/1846	16/06/2025	Granted	100%
E39/1866	1/02/2027	Granted	100%
E39/2024	2/07/2028	Granted	100%
E39/2035	2/07/2028	Granted	100%
E39/2036	2/07/2028	Granted	100%
E39/2139	21/07/2025	Granted	100%
E39/2394	-	Application	100%
P39/5837	30/10/2026	Granted	100%
P39/5855	3/07/2027	Granted	100%
P39/6051	6/04/2028	Granted	100%
P39/6052	6/04/2028	Granted	100%
P39/6053	6/04/2028	Granted	100%
P39/6054	5/08/2028	Granted	100%
P39/6055	1/12/2028	Granted	100%
P39/6056	1/12/2028	Granted	100%
P39/6057	2/12/2028	Granted	100%
P39/6058	2/12/2028	Granted	100%

The mining tenement interests acquired or relinquished during the quarter and their location

During the quarter the Company elected not to renew tenements P39/5880, P39/5899, P39/5910 held by Monument Exploration Pty Ltd in Western Australia, and 880.112/2020 held by Brazilian Mining Ventures Ltda in the Amazon, Brazil.

Beneficial percentage interests held in farm-in or farm-out agreements at the end of the quarter

Verity Resources, via its wholly-owned subsidiary African Metals (Pty) Limited, holds a 66% interest in Prospecting Licences PL2477/2023, PL2478/2023 and PL2479/2023. The remaining 34% is held by BCL.

Verity Resources, via its wholly owned subsidiary Brazilian Ventures Pty Ltd or its wholly owned subsidiary in Brazil, Brazilian Mining Ventures Ltda, holds a 70% interest in tenements comprising the Pimenta Project, and 50% of all other tenements in Brazil. 30% of Pimenta Project and 50% of the remaining Brazil tenements are held by Foxfire Metals Pty Ltd.

Additional Tenement Information

African Metals (Pty) Ltd and Monument Exploration Pty Ltd are wholly owned subsidiaries of the Company. Minerals Holdings (Botswana) Pty Ltd holds a 5% net profit share interest in Prospecting Licences PL2477/2023, PL2478/2023 and PL2479/2023.

Brazilian Mining Ventures Pty Ltd is a wholly owned subsidiary of the Company and Brazilian Mining Ventures Ltda (Brazil) is a wholly owned subsidiary of Brazilian Ventures Pty Ltd.

-Ends-

This announcement has been authorised for release by the Board of Verity Resources Limited.

For further information, please contact:

Verity Resources Limited
info@verityresources.com.au

For personal use only

About Verity Resources

Verity Resources owns 100% of the Monument Gold project located near Laverton in Western Australia. This project currently has a JORC-compliant (2012) Inferred resource of 3.257 Mt @ 1.4 g/t for 154,000 ounces Au. (inferred resources calculated by CSA Global in 2021 to JORC 2012 compliance using a 0.5 g/t cut-off grade; see 2 August 2021 ASX announcement "Mineral Resources Estimate declared for Monument Gold Project "for further information).

Verity Resources also holds a supply critical metals portfolio via a joint venture that includes rare earth elements, lithium, gold, base and precious metals in Brazil, including licences in the "Lithium Valley" and Poços de Caldas in the state of Minas Gerais, globally known as prolific lithium and rare earth elements districts respectively. The Company also owns 70% of the Pimenta Project, a potential large-scale REE project in eastern Minas Gerais.

Verity Resources also holds large base and precious metals projects in the Limpopo Mobile Belt in Botswana, a district known for hosting major nickel and copper-producing operations. The Company's Botswana portfolio contains three flagship projects where high-grade Cu-Ag (Airstrip and Dibete) and a Maiden JORC Inferred Resource (Maibele North) have been discovered. Maibele North currently hosts a JORC (2012) inferred resource of 2.4Mt @ 0.72% Ni and 0.21% Cu + PGE's + Co + Au and is located within 50km of the Selebi-Phikwe mine recently acquired by TSX-listed Premium Nickel Resources Ltd (TSX-V:PNRL).

Competent Persons Statement (Monument Gold Project, Western Australia)

The information in this report that relates to Exploration Targets and Exploration Results is based on recent and historical exploration information compiled by Mr Michael Jackson, who is a Competent Person and a Member of the Australian Institute of Geoscientists. Mr Jackson is a consultant to Verity Resources Limited. Mr Jackson has sufficient experience that is relevant to the style of mineralisation and type of deposit under consideration and to the activity being undertaken to qualify as a Competent Person as defined in the 2012 Edition of the "Australasian Code for the reporting of Exploration Results, Mineral Resources and Ore Reserves". Mr Jackson consents to the inclusion in the report of the matters based on his information in the form and context in which it appears.

Competent Persons Statement (Brazil, Botswana)

The information in this report that relates to Exploration Targets and Exploration Results is based on recent and historical exploration information compiled by Dr Paul Woolrich, who is a Competent Person and a Member of the Australasian Institute of Mining and Metallurgy (AusIMM). Dr Woolrich has sufficient experience that is relevant to

the style of mineralisation and the type of deposit under consideration and to the activity being undertaken to qualify as a Competent Person as defined in the 2012 Edition of the "Australasian Code for the reporting of Exploration Results, Mineral Resources and Ore Reserves". Dr Woolrich consents to the inclusion in the report of the matters based on his information in the form and context in which it appears.

Disclaimer

In relying on the above mentioned ASX announcement and pursuant to ASX Listing Rule 5.23.2, the Company confirms that it is not aware of any new information or data that materially affects the information included in the above announcement. No material exploration data or results are included in this document that have not previously been released publicly. The source of all data or results have been referenced.

Forward-Looking Statements

This document may include forward-looking statements. Forward-looking statements include, but are not limited to, statements concerning the Company's mineral properties, planned exploration program(s) and other statements that are not historical facts. When used in this document, the words such as "could," "plan," "estimate," "expect," "intend," "may", "potential," "should," and similar expressions are forward looking statements. All of such statements are subject to certain risks and uncertainties, many of which are difficult to predict and generally beyond the control of the Company, that could cause actual results to differ materially from those expressed in, or implied or projected by, the forward-looking information and statements. Our audience is cautioned not to place undue reliance on these forward-looking statements that speak only as of the date hereof, and we do not undertake any obligation to revise and disseminate forward-looking statements to reflect events or circumstances after the date hereof, or to reflect the occurrence of or non-occurrence of any events.

Monument Gold Project, Western Australia, Resource Information

Korong Resource			
Deposit	**Tonnes**	**Grade (g/t)**	**Au Ounces**
Korong	3,034,000	1.4	139,000
Waihi	223,000	2.1	15,000
Total	**3,257,000**	**1.4**	**154,000**

Table 1: JORC-compliant (2012) Inferred Resource was calculated at Korong and Waihi by CSA Global Pty Ltd in 2021 (see Table 2) using a 0.5g/t cut-off grade. See ASX announcement on 2 August 2021 "Mineral Resource Estimate Declared for Monument Gold Project".

Maibele North, Botswana, Resource Information (66% VRL, 34% BCL Joint Venture)

Maibele North Resource							
Mt	**Ni (%)**	**Cu (%)**	**Pt (g/t)**	**Pd (g/t)**	**Rh (g/t)**	**Ru (g/t)**	**Au (g/t**
2.38	**0.72**	**0.21**	**0.08**	**0.36**	**0.04**	**0.05**	**0.10**

Table 2: JORC-compliant (2012) Inferred Resource was calculated at Maibele North by MSA South Africa in 2015 using a 0.30% Nickel cut-off grade. See the ASX announcement on 28 April 2015 "Maiden Inferred Resource for Maibele North" for further information

Reference to Previous Announcements

The information in this announcement that relates to exploration results is extracted from the following Company announcements released to the ASX:

- 29 January 2025 *"Drilling Confirms Extension of Mineralisation at Monument"*

For personal use only

- 3 December 2024 *"Monument Gold Drill Program Complete"*
- 10 December 2024 "*Change of Company Name and Code"*
- 27 May 2024 "*Si6 Expands Copper – Silver-Portfolio"*
- 23 May 2024 "*Si6 Secures Prospective Rare Earths Project"*
- 20 May 2024 "*High Grade Shallow REE Intercepts up to 5,475ppm TREO"*
- 19 December 2022 "Broad, High-grade Gold Intersected In Aircore Drilling At Monument Gold Project, Western Australia"
- 31 May 2021 "Exploration Update – Monument Gold Project, WA"
- 2 August 2021 "Mineral Resource Estimate Declared For Monument Gold Project"
- 14 April 2021 "Drilling Extends Shallow, BIF-hosted Gold Mineralisation at Monument Gold Project"
- 29 March 2022 "AC Drilling Identifies Numerous Intrusive Gold Targets At Monument Project, Western Australia"
- 29 September 2022 "Aircore Drilling Intersects Wide Zones Of Gold Mineralisation At North Well, Monument Gold Project, Western Australia"

For personal use only

Appendix 5B

Mining exploration entity or oil and gas exploration entity quarterly cash flow report

Name of entity	
Verity Resources Limited	
ABN	**Quarter ended ("current quarter")**
96 122 995 073	31 December 2024

For personal use only

Consolidated statement of cash flows		Current quarter $A'000	Year to date (6 months) $A'000
1.	**Cash flows from operating activities**		
1.1	Receipts from customers	-	-
1.2	Payments for		
	(a) exploration & evaluation	(166)	(376)
	(b) development	-	-
	(c) production	-	-
	(d) staff costs	(25)	(58)
	(e) administration and corporate costs	(154)	(288)
1.3	Dividends received (see note 3)	-	-
1.4	Interest received	3	5
1.5	Interest and other costs of finance paid	-	-
1.6	Income taxes paid	-	-
1.7	Government grants and tax incentives		-
1.8	Other (GST & FBT refunds)	22	54
1.9	**Net cash from / (used in) operating activities**	**(320)**	**(663)**

2.	**Cash flows from investing activities**		
2.1	Payments to acquire or for:		
	(a) entities	-	-
	(b) tenements	-	-
	(c) property, plant and equipment	-	-
	(d) exploration & evaluation	-	-
	(e) investments	-	-
	(f) other non-current assets	-	-

For personal use only

Consolidated statement of cash flows		Current quarter $A'000	Year to date (6 months) $A'000
2.2	Proceeds from the disposal of:		
	(a) entities	-	-
	(b) tenements	-	-
	(c) property, plant and equipment	-	-
	(d) investments	-	-
	(e) other non-current assets	-	-
2.3	Cash flows from loans to other entities	-	-
2.4	Dividends received (see note 3)	-	-
2.5	Other (provide details if material)	-	-
2.6	**Net cash from / (used in) investing activities**	**-**	**-**

3.	**Cash flows from financing activities**		
3.1	Proceeds from issues of equity securities (excluding convertible debt securities)	596	596
3.2	Proceeds from issue of convertible debt securities	-	-
3.3	Proceeds from exercise of options	-	-
3.4	Transaction costs related to issues of equity securities or convertible debt securities	(34)	(34)
3.5	Proceeds from borrowings	-	200
3.6	Repayment of borrowings	(9)	(18)
3.7	Transaction costs related to loans and borrowings	-	-
3.8	Dividends paid	-	-
3.9	Other (provide details if material)	-	-
3.10	**Net cash from / (used in) financing activities**	**553**	**744**

4.	**Net increase / (decrease) in cash and cash equivalents for the period**		
4.1	Cash and cash equivalents at beginning of period	118	271
4.2	Net cash from / (used in) operating activities (item 1.9 above)	(320)	(663)
4.3	Net cash from / (used in) investing activities (item 2.6 above)	-	-
4.4	Net cash from / (used in) financing activities (item 3.10 above)	553	744

Consolidated statement of cash flows		**Current quarter $A'000**	**Year to date (6 months) $A'000**
4.5	Effect of movement in exchange rates on cash held	-	(1)
4.6	**Cash and cash equivalents at end of period**	351	351
4.7	**Investments in Listed Entities**	-	-
4.8	**Total Cash and cash equivalents plus Investments in Listed Entities at end of period**	351	351

5.	**Reconciliation of cash and cash equivalents** at the end of the quarter (as shown in the consolidated statement of cash flows) to the related items in the accounts	**Current quarter $A'000**	**Previous quarter $A'000**
5.1	Bank balances	351	118
5.2	Call deposits	-	-
5.3	Bank overdrafts	-	-
5.4	Other (provide details)	-	-
5.5	**Cash and cash equivalents at end of quarter (should equal item 4.6 above)**	351	118

6.	**Payments to related parties of the entity and their associates**	**Current quarter $A'000**
6.1	Aggregate amount of payments to related parties and their associates included in item 1	(35)
6.2	Aggregate amount of payments to related parties and their associates included in item 2	-

Note: if any amounts are shown in items 6.1 or 6.2, your quarterly activity report must include a description of, and an explanation for, such payments.

- Fees paid to directors and/or director related entities $10,000
- Joint venture exploration expenditure paid to Foxfire Metals Pty Ltd $25,000

For personal use only

7.	**Financing facilities** *Note: the term "facility' includes all forms of financing arrangements available to the entity.* *Add notes as necessary for an understanding of the sources of finance available to the entity.*	**Total facility amount at quarter end $A'000**	**Amount drawn at quarter end $A'000**
7.1	Loan facilities	200	200
7.2	Credit standby arrangements	-	-
7.3	Other (please specify)	-	-
7.4	**Total financing facilities**	200	200

7.5	**Unused financing facilities available at quarter end**	-

7.6 Include in the box below a description of each facility above, including the lender, interest rate, maturity date and whether it is secured or unsecured. If any additional financing facilities have been entered into or are proposed to be entered into after quarter end, include a note providing details of those facilities as well.

Unsecured Finance Loan
Cap Holdings Pty Ltd atf Cap Trust
Amount: $200,000
Interest Rate: 10% annually
Term: Earlier of 12 months (07 Aug 2024 to 06 Aug 2025) or when sufficient capital raised to settle Amount.

8.	**Estimated cash available for future operating activities**	**$A'000**
8.1	Net cash from / (used in) operating activities (item 1.9)	(320)
8.2	(Payments for exploration & evaluation classified as investing activities) (item 2.1(d))	-
8.3	Total relevant outgoings (item 8.1 + item 8.2)	(320)
8.4	Cash and cash equivalents at quarter end (item 4.6)	351
8.5	Unused finance facilities available at quarter end (item 7.5)	-
8.6	Total available funding (item 8.4 + item 8.5)	351
8.7	**Estimated quarters of funding available (item 8.6 divided by item 8.3)**	1.10

Note: if the entity has reported positive relevant outgoings (ie a net cash inflow) in item 8.3, answer item 8.7 as "N/A". Otherwise, a figure for the estimated quarters of funding available must be included in item 8.7.

8.8 If item 8.7 is less than 2 quarters, please provide answers to the following questions:

8.8.1 Does the entity expect that it will continue to have the current level of net operating cash flows for the time being and, if not, why not?

Answer: Yes

8.8.2 Has the entity taken any steps, or does it propose to take any steps, to raise further cash to fund its operations and, if so, what are those steps and how likely does it believe that they will be successful?

Answer: Yes, the Board is considering funding options including capital raising and/or corporate event in relation to its project portfolio. The Company has a strong track record in the capital markets and is likely to be successful in raising funds if and when required.

For personal use only

8.8.3	Does the entity expect to be able to continue its operations and to meet its business objectives and, if so, on what basis?
Answer: Yes, the Company is carefully budgeting its future activities and is confident in its capacity to raise funds when required.	
Note: where item 8.7 is less than 2 quarters, all of questions 8.8.1, 8.8.2 and 8.8.3 above must be answered.	

Compliance statement

1 This statement has been prepared in accordance with accounting standards and policies which comply with Listing Rule 19.11A.

2 This statement gives a true and fair view of the matters disclosed.

Date: 31 January 2025

Authorised by: The Board of Verity Resources Limited
(Name of body or officer authorising release – see note 4)

Notes

1. This quarterly cash flow report and the accompanying activity report provide a basis for informing the market about the entity's activities for the past quarter, how they have been financed and the effect this has had on its cash position. An entity that wishes to disclose additional information over and above the minimum required under the Listing Rules is encouraged to do so.

2. If this quarterly cash flow report has been prepared in accordance with Australian Accounting Standards, the definitions in, and provisions of, *AASB 6: Exploration for and Evaluation of Mineral Resources* and *AASB 107: Statement of Cash Flows* apply to this report. If this quarterly cash flow report has been prepared in accordance with other accounting standards agreed by ASX pursuant to Listing Rule 19.11A, the corresponding equivalent standards apply to this report.

3. Dividends received may be classified either as cash flows from operating activities or cash flows from investing activities, depending on the accounting policy of the entity.

4. If this report has been authorised for release to the market by your board of directors, you can insert here: "By the board". If it has been authorised for release to the market by a committee of your board of directors, you can insert here: "By the [*name of board committee – eg Audit and Risk Committee*]". If it has been authorised for release to the market by a disclosure committee, you can insert here: "By the Disclosure Committee".

5. If this report has been authorised for release to the market by your board of directors and you wish to hold yourself out as complying with recommendation 4.2 of the ASX Corporate Governance Council's *Corporate Governance Principles and Recommendations*, the board should have received a declaration from its CEO and CFO that, in their opinion, the financial records of the entity have been properly maintained, that this report complies with the appropriate accounting standards and gives a true and fair view of the cash flows of the entity, and that their opinion has been formed on the basis of a sound system of risk management and internal control which is operating effectively.

For personal use only