For personal use only

Sprintex

# Sprintex Quarterly Report

For the Quarter Ended 30 June 2025

31 July 2025

For personal use only

"During the quarter, the Company has made exceptional operational progress and laid a strong foundation for growth over the coming months. This progress has been underpinned by our work alongside strategic collaborator and leading European environmental company, Mest Water, to advance a trial of the enhanced ZLD-UP system with Van Drie Group – one of the largest agribusinesses in the Netherlands. This trial, which is expected to occur in August, has the potential to generate sales of up to €4.8m (A$8.5m) for the Company and provide considerable validation of our technology with an industry leader."

"Alongside this, Sprintex has capitalised on a number of other opportunities which included the expansion of our agreement with Net 0 Enerji in Türikye which will now generate higher sales over the coming years and include our larger systems, which have considerably better revenue potential. Further highlighting progress in Türkiye, the Company secured a second order as part of the expanded agreement and signed HCP Pompa Sistemleri Ltd (part of ASM Water Treatment Technologies Inc) as an official Sprintex dealer in the country. We look forward to continuing our work alongside Net 0 Enerji in the region to drive further sales growth."

"Additional validation of our offering was achieved with SEA LIFE in Queensland, showing that one G15 solution can reduce energy consumption by 72%. This has led to a number of inbound enquiries from potential customers, and we look forward to executing on these opportunities soon."

"Post period end, the Company delivered a major milestone in a A$9.4m (RMB 44.08m) private label agreement to enter to world's largest aquaculture market through a China-based customer. First orders of G15 units associated this agreement are pending and updates will be provided to the market in the coming weeks."

"As we enter Q1 FY26, the Company remains focused on the execution of a number of pending contract opportunities, alongside the potential Van Drie sales, which will unlock considerable value for Sprintex shareholders."

**Steven Apedaile**

**Executive Chairman of Sprintex**

Sprintex

# Sprintex Highlights

For personal use only

## Enhanced ZLD-UP System trialing with one of the largest Dutch ag companies ahead of €4.8m (A$8.5m) order

- System fully commissioned with Mest Water and enhanced with compressors to boost efficiency
- On-site testing with Van Drie Group to commence shortly prior to a 200-unit initial order valued at €4.8m (A$8.5m) for the Sprintex compressor component of the system
- Van Drie Group has annual revenues of ~€3.2Bn (~A$5.7Bn) as one of the larger agribusiness groups in the Netherlands

## A$9.4m (RMB 44.08m) private-label agreement spearheads launch into world's largest aquaculture market

- Exclusive three-year private-label agreement with leading Chinese aquaculture equipment supplier, BD Compressor
- Maiden private-label agreement and an additional revenue stream - further similar opportunities are under review
- Enables entry into China's US$200bn (A$306Bn) pond-based aquaculture market – a major industry and fast-growing sector

## Work with Mest Water to broaden offering and capitalise on government subsidies

- Development of a new compressor model tailored to smaller capacity ZLD systems for small-scale farms
- In line with Dutch government subsidy to launch in Autumn 2025 catering for up to 12,000 farms smaller farms
- Evaluation order increased to €705k (A$1.25m) following design upgrade to include two compressors per stationary unit

# Sprintex Highlights

For personal use only

## US$245k (A$375k) order secured to expand US$6.48m (A$9.93m) distribution agreement in Türkiye

- Exclusivity extended to June 2029 and minimum order commitment increase to US$6.48m (A$9.93m) from US$3.87m (A$5.93m)
- US$245k (A$375k) order received - building from initial US$220K (A$337k) last quarter
- HCP Pompa Sistemleri Ltd (part of ASM Water Treatment Technologies Inc) secured as new dealer

## G15 jet blower delivers 72% energy saving at SEA LIFE Sunshine Coast

- Implementation of one G15 jet blower to replace previous side channel blower
- Energy consumption down 72% with additional benefits. Highlights include ongoing maintenance reduction
- SEA LIFE operates 57 aquariums in 22 countries – SIX solutions offer substantial energy savings for group

## Corporate, product launch and industry engagement developments

- Convertible note and loan agreements totaling A$2.85m extended to provide financial flexibility
- G25 (25kW) Jet Blower launched, G37 (37kW) to come to market in August 2025. Now taking pre orders for 45kW, 75kW, 90kW, 110kW, 132kW and 150kW models - enables entry into larger industrial and municipal markets

Sprintex

# Company Update

For personal use only

# Van Drie Group Trial with Mest Water

For personal use only

## 1. Enhanced ZLD-UP system commissioned

- Zero Liquid Discharge Universal Process (ZLD-UP) system fully commissioned at Mest Water's recently acquired 31,500m2 Tubbergen facility
- Mest are Sprintex's strategic collaborator and a leading European environmental technology company
- ZLD System enhanced with introduction of two Sprintex bespoke dual wheel compressors to boost efficiency and revenue per unit
- Moving operations to the new larger facility and incorporation of a heat pump driven manure pre-heat system, coupled with the European summer holidays, have caused some delays and re-scheduling of the field trials at Van Drie, now expected to be completed during August.

## 2. Trial with one of the Netherlands largest agribusiness companies

- On-site testing at Van Dire Group site scheduled to commence shortly ahead of €4.8m (A$8.5m) initial order
- Van Drie Group is one of the largest agribusiness groups in Netherlands
- The group is also the country's largest veal producer with annual revenues of ~€3.2Bn (~A$5.7Bn)
- Mest Water poised for 200-unit order from Van Drie Group, generating €4.8m (A$8.5m) in revenue for Sprintex, up €1m (A$1.8m) following introduction of enhancements

## 3. Additional work alongside Mest Water to unlock large market opportunities

- New mobile ZLD-UP system (3,000 kg/hr) in production to target smaller farms to address ammonia compliance challenges
- Smaller stationary unit is also in development, in line with Dutch Minister confirming new subsidy to launch Autumn 2025, supporting smaller cattle farms and pig farms in adopting advanced manure processing.
- 10,000 to 12,000 farms expected to be eligible for funding under new program
- €143k (A$254k) deposit received from Mest Water, part of revised €705k (A$1.25m) prototype order, reinforcing strategic partnership

# Türkiye Distribution Expanded

For personal use only

## 1. Expansion of distribution agreement and new purchase order

- Exclusivity extended with Net 0 Enerji to 30 June 2029, with minimum order commitment increased to US$6.48m (A$9.93m) from US$3.87m (A$5.93m) over the five years of the agreement
- US$245k (A$375k) order received, complementing the US$220K (A$337k) order secured last quarter and highlighting partnership potential
- Revised agreement to include high-capacity blowers to address the requirements of larger industrial sites and municipal wastewater plants where energy use is significantly higher and revenue opportunities are greater

## 2. New dealer appointed to drive sales

- Net 0 Enerji signed HCP Pompa Sistemleri Ltd (part of ASM Water Treatment Technologies Inc) as an official Sprintex dealer
- Appointment adds extensive access to municipal and industrial wastewater treatment projects across Türkiye

## 3. Government subsidy potential

- Sprintex's high-capacity Jet Blowers align directly with Türkiye's national energy efficiency initiatives under the Ministry of Energy and Natural Resources
- SIX's high-efficiency Jet Blowers qualify for Turkish government grants covering up to 30% of project costs up to TRY21,589,500 (~US$532k / ~A$816k), subject to minimum 150kW energy savings
- Government incentives are driving rapid adoption as industries seek to cut operating costs and meet ESG targets with proven, high-efficiency clean air technology – providing another major opportunity for Sprintex to capitalise in the country

# 72% Energy Savings at SEA LIFE

For personal use only

## 1. Significant energy savings and other benefits

- One G15 Jet Blower trial implemented at SEA LIFE Sunshine Coast aquarium to replace a side channel blower, following collaboration agreement with Fresh By Design and Merlin Entertainment
- G15 blower reduced energy consumption by 72%, operating at just 2.7 kW compared to 9.7 kW for legacy system, saving 61,320 kWh annually
- Additional benefits estimated in ongoing maintenance requirements and noise levels

## 2. A major potential partner

- SEA LIFE operates 57 aquariums across 22 countries – SIX's low-cost and scalable model offers a pathway for substantial energy and cost savings across these sites
- SEA LIFE is part of Merlin Entertainment's broader portfolio of 140 locations worldwide which host over 60m guests a year
- SIX solutions would reduce CO2 emissions by ~30 metric tonnes per site annually, based on global average of 0.5 kg CO2e/kWh

## 3. Expansion opportunities

- Results provide strong business case for replacement of side channel blowers globally
- Side channel blowers are widely used in air compression applications, across industries including aquaculture, wastewater treatment, and pneumatic conveying

# SEA LIFE Technology Comparison

For personal use only



VS

| Sprintex G15 Jet Blower | | Side Channel Blower |
|---|---|---|
| 11.2kg | Weight | 191 kg |
| 18,000 hours | Maintenance Frequency | 10,000 hours |
| 50 kPa | Max Pressure | 50 kPa |
| Up to 10 years | Lifespan | 2-3 years |
| <71db | Noise | 84db |
| 2.7kW | Power Consumption | 9.7 kW |
| 8,760 hrs | Annual Runtime | 8,760 hrs |
| 23,652 kWh | Energy Used per Year | 84,972 kWh |
| AU$5,439 | Annual Running Cost | AU$19,543 |

# Larger Capacity Jet Blowers Launched

For personal use only

## 1. Multiple product line expansions scheduled to drive revenue growth

- G25 (25kW) Jet Blower launched, G37 (37kW) to follow in August 2025, with models up to 150kW available for pre order, shipping in October
- New product lines enabled entry into larger industrial and municipal markets and higher revenue opportunities

## 2. Revenue impact

- Move into high-capacity blowers fundamentally broadens our revenue profile
- New G25, G37 and upcoming larger models are each priced approximately four to five times higher than the current G15 units, substantially increasing revenue per project
- Single order comprising three to five larger blowers can generate equivalent revenue to supplying 25 to 50 smaller units

# New GR Series – Unlocking Large Municipal Wastewater Projects

For personal use only

## Next-Generation Technology

- Ultra-high-speed, oil-free, permanent magnet blowers with integrated VFD and MODBUS compatibility
- Up to **20% more energy efficient** than industry-leading turbo blowers
- From 22-150kW allows access to larger sewerage and wastewater treatment sites globally

## Major Market Expansion

- Designed for **large municipal wastewater treatment plants**
- Already quoting **projects more than US$500k (A$766k)**
- First tenders underway in India & MENA

## Competitive Advantage

- Delivers required flow and pressure with 10-20% lower absorbed power
- Maintenance-free for up to 80,000 hours
- Compact, modular plug-and-play design

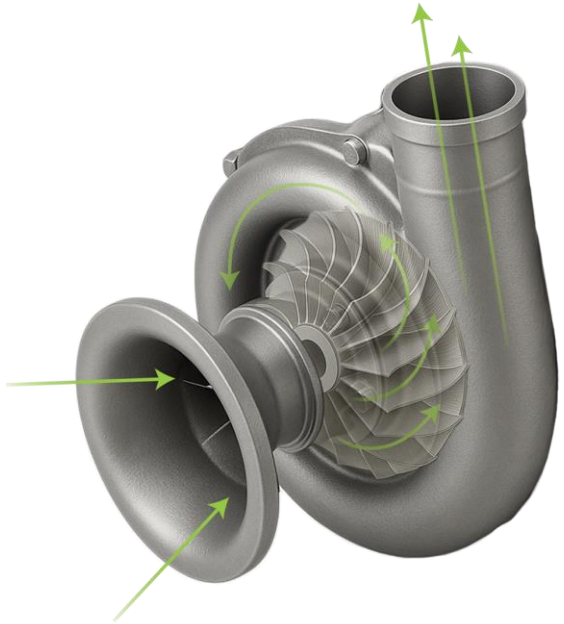

## Strategic Impact

- Opens doors to **very large municipal tenders** previously beyond Sprintex's scope
- Substantially increases revenue per order — a single municipal project can equal dozens of smaller aquaculture units
- Positions Sprintex as a contender for multi-million-dollar infrastructure upgrades globally

# A$9.3m (RMB 44.08m) China Private Label Contract

For personal use only

## 1. Maiden private label agreement

- Three-year, exclusive private-label supply agreement with leading Chinese aquaculture equipment supplier, Guangdong Baode Technology Co., Ltd. (BD Compressor)
- BD Compressor, established in 2016, is a specialist in air compressors, including screw air compressors, air compressor machines, precision filters, and refrigerated dryers.
- The group employs over 200 personnel and is in Guangdong Province, strategically positioned to service the aquaculture market
- Company's maiden private-label agreement – provides an additional revenue stream with a number of similar opportunities under review
- Agreement exclusivity only applies to China's pond-based aquaculture sector, provides SIX with potential to broaden its market presence in China in future

## 2. A$9.4m (RMB 44.08m) contract minimum over three years

- Minimum order commitment for G15 series jet blowers with total contract valued at a minimum of A$9.4m (RMB 44.08m)
- First quarter minimum order requirements valued at A$325k (RMB 1.52m)
- Commitments to maintain exclusivity from BD Compressor range from A$2.27m (RMB 10.64m) to A$3.90m (RMB 18.24m) per annum over the next three years

## 3. Scalable opportunity in the world's largest aquaculture market

- Chinese aquaculture industry is valued at over US$200Bn (A$306Bn) annually – the largest by both value and volume
- Country's pond-based aquaculture market is a major industry and fast-growing sector, with a single large farm potentially requiring 100s of units
- China accounts for 60%+ of global aquaculture production at ~ 50m tonnes annually
- South China (including Guangdong Province) produces over half of China's national output

# Outlook and Near Term Focus

For personal use only

## Mest Water sales and production scale up

- Focus on advancing Van Drie Group trial ahead of maiden purchase order to deliver €4.8m (A$8.5m) in sales to Sprintex
- Ongoing work with Mest Water to increase production and expand sales pipeline to generate consistent sales growth
- Additional compressor model to be developed to enable Mest smaller scale systems.
- Ongoing government engagement opportunities and product development to target 10,000 to 12,000 smaller farms, underpinning additional sales growth

## Pipeline conversion in new and existing target markets

- Increased focus on penetrating European Union and MENA markets through additional distribution agreements and private label agreements
- Increase sales within existing distribution network which has grown to over A$30m in minimum sales over the next five years

## Continued optimisation of operating efficiencies

- Key investment in scaling production lines for larger jet blowers which present revenue opportunities of four to five times revenue per unit
- Production line duplication at Sprintex existing Malaysian facility and strategic shift to prioritise high-speed electric motor product range, including industrial blowers and fuel cell compressors

# Revenue and Expenditure

For personal use only

## Revenue

- A$712k in receipts from customers generated from the sale of products to various customers and distributors

## Research & Development

- A$40k spent on product development and sample testing

## Product Manufacturing & Operating Costs

- A$399k incurred to support ongoing production activities including payments to related parties of A$10k for shipping services.
- As at 30 June 2025, Sprintex Limited held unaudited inventory of A$841K relating to industrial blowers.

## Advertising & Marketing

- A$99k spent in relation to attending exhibitions, marketing campaigns and promotional activities

## Staff Costs

- A$537k remuneration costs for all staff employed by the Company, including payments to related parties of A$109k

## Administration & Corporate Costs

- A$360k incurred for operational management, including ASX fees, legal fees, share registry fees, rent, other administrative expenses including payments to related parties of A$2k

## Finance Costs

- A$22k paid in interest and related finance costs

## Leased Assets

- A$5k incurred for office and warehouse rent including payments to related parties of A$5k

# Equity Funding

For personal use only

## Equity Funding

- During the June quarter Sprintex had the following equity funding movements:
  - Raised A$3.15m (before costs) as part of the A$3.25m placement via the issue of 65m shares at A$0.05 per share
  - Paid a A$154k fee to Alpine Capital Pty Ltd as the sole lead manager to the A$3.25 placement

## Equity Movements

- On 2 April 2025, Sprintex completed a A$3.25m equity raise through the issue of 65m shares at A$0.05 per share. The keys effects of the raise are as follows:
  - Issue of 13m free attaching options for every 5 shares applied for and issued exercisable at $0.10 per option on or before 30 June 2026
  - China Automotive Holdings Limited participated in the placement through partial conversion of A$850k of its convertible notes into 17m shares
  - Euromark Limited participated in the placement through the conversion of A$700k of its debt into 14m shares
  - Repayment of A$647k (3m RMB) convertible notes and accrued interest to Fangfang Yang and Zengmin Bi Funds from A$300k funds raised under the placement, A$350k Distacom Enterprises Limited loan and existing cash reserves
  - Costs of the offer to Alpine Capital Limited the lead manager included:
    - 2% management fee on the total amount raised which totalled A$65k
    - 4% selling fee on the total amount raised under the Placement less funds raised from participants introduced by the Company which totalled A$70k
    - 7m options on the same terms as the placement options

# Debt Movements

For personal use only

## Funding Movements

- During the June quarter Sprintex had the following debt movements:
  - Repayment of a A$700k loan from Euromark Limited via the issue of 14m shares at $0.05 per share;
  - Repayment of A$850k in convertible notes held by China Automotive Holdings Limited through the issue of 17m shares at $0.05 per share;
  - Repayment of A$647k (RMB 3m) in convertible notes held by Fangfang Yang and Zengmin; and
  - Repayment of A$27k repayment made in relation to insurance premium funding.

## Borrowing and Convertible Note Balances

- Total convertible note and borrowings outstanding at 30 June 2025 include:
  - A$2.15m convertible note to China Automotive Holdings Limited convertible before 30 June 2026;
  - A$700k loan from Distacom Enterprises Limited with a maturity date of 30 September 2025;
  - A$320k (RMB 1.5m) loan from Jiangsu Kunshan Rural Commercial Bank Co., Ltd with a maturity date of 19 December 2025; and
  - A$62k insurance premium funding from Clearmatch Originate Pty Limited.

# Subsequent Events

For personal use only

## Debt Funding

- On 30 July 2025, Sprintex entered into two loan agreements, each for A$375k with Euromark Limited and China Automotive Holdings Limited. The key terms for both loans are as follows:
  - Interest Rate: 6% payable in advance as a lump sum of $22.5k
  - Maturity Date: 30 June 2026
  - Establishment Fee: 3% of loan amount, settled via issue of 300,000 fully paid ordinary shares to each lender (600,000 shares in total)

For personal use only

CONTACT

# GET IN TOUCH

Join us in making a brighter, cleaner future


OUR **ADDRESS**

283 Rokeby Road Subiaco

WA 6008

OUR **EMAIL**

enquiries@sprintex.com.au

OUR **WEBSITE**

www.sprintex.com.au

www.smartaeration.au


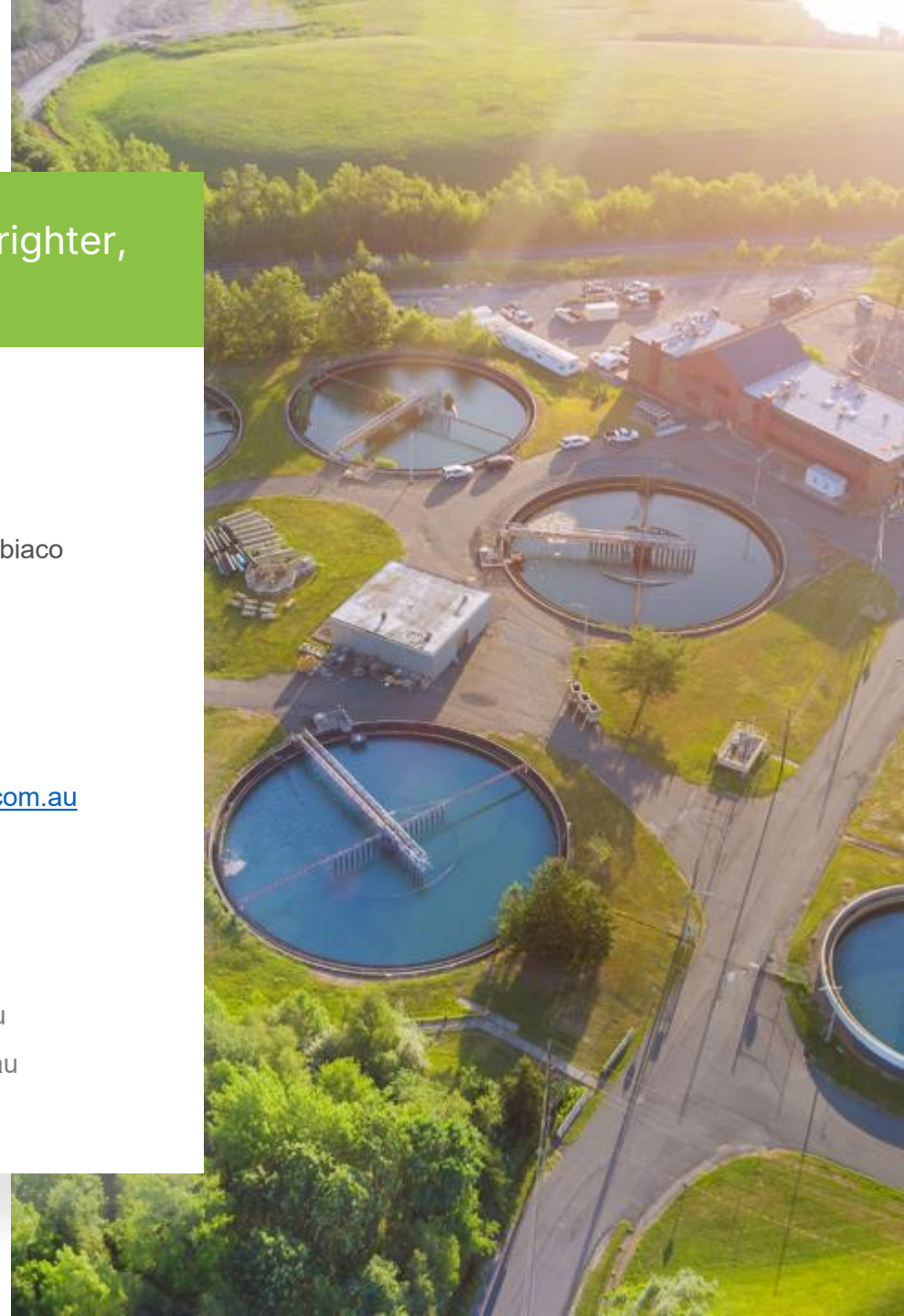

For personal use only

## Forward Looking Statements

This announcement contains 'forward-looking information' that is based on the Company's expectations, estimates and projections as of the date on which the statements were made. This forward-looking information includes, among other things, statements with respect to the Company's business strategy, plans, development, objectives, performance, outlook, growth, cash flow, projections, targets and expectations and related expenses. Generally, this forward-looking information can be identified by the use of forward-looking terminology such as 'outlook', 'anticipate', 'project', 'target', 'potential', 'likely', 'believe', 'estimate', 'expect', 'intend', 'may', 'would', 'could', 'should', 'scheduled', 'will', 'plan', 'forecast', 'evolve' and similar expressions. Persons reading this announcement are cautioned that such statements are only predictions, and that the Company's actual future results or performance may be materially different. Forward-looking information is subject to known and unknown risks, uncertainties and other factors that may cause the Company's actual results, level of activity, performance, or achievements to be materially different from those expressed or implied by such forward looking information.

## Foreign Exchange Disclaimer:

All amounts are presented in Australian dollars (AUD) unless otherwise stated. Foreign currency balances and transactions have been translated using exchange rates published by the Reserve Bank of Australia (RBA). Translation methods vary: certain figures are based on average quarterly cash movements, while others reflect RBA rates prevailing at the date of this report's release. Where an Australian dollar conversion has been provided, this should be considered an approximation, and the actual amount that is recognised in the accounts will depend on the exchange rate available to the company at the time the transaction occurs.

# Appendix 4C

## Quarterly cash flow report for entities subject to Listing Rule 4.7B

**Name of entity**

Sprintex Limited

| **ABN** | **Quarter ended ("current quarter")** |
|---|---|
| 38 106 337 599 | 30 June 2025 |

| **Consolidated statement of cash flows** | | **Current quarter $A'000** | **Year to date (12 months) $A'000** |
|---|---|---|---|
| **1.** | **Cash flows from operating activities** | | |
| 1.1 | Receipts from customers | 712 | 2,228 |
| 1.2 | Payments for | | |
| | (a) research and development | (40) | (166) |
| | (b) product manufacturing and operating costs | (399) | (1,962) |
| | (c) advertising and marketing | (99) | (343) |
| | (d) leased assets | (5) | (8) |
| | (e) staff costs | (537) | (2,467) |
| | (f) administration and corporate costs | (360) | (1,525) |
| 1.3 | Dividends received (see note 3) | - | - |
| 1.4 | Interest received | 1 | 2 |
| 1.5 | Interest and other costs of finance paid | (22) | (212) |
| 1.6 | Income taxes paid | - | (13) |
| 1.7 | Government grants and tax incentives | 14 | 222 |
| 1.8 | Other | - | - |
| **1.9** | **Net cash from / (used in) operating activities** | **( 735)** | **(4,244)** |

| | | | |
|---|---|---|---|
| **2.** | **Cash flows from investing activities** | | |
| 2.1 | Payments to acquire or for: | | |
| | (a) entities | - | - |
| | (b) businesses | - | - |
| | (c) property, plant and equipment | (58) | (215) |
| | (d) investments | - | - |
| | (e) intellectual property | - | - |
| | (f) other non-current assets | - | - |

For personal use only

For personal use only

| Consolidated statement of cash flows | | Current quarter $A'000 | Year to date (12 months) $A'000 |
|---|---|---|---|
| 2.2 | Proceeds from disposal of: | | |
| | (a) entities | - | - |
| | (b) businesses | - | - |
| | (c) property, plant and equipment | - | - |
| | (d) investments | - | - |
| | (e) intellectual property | - | - |
| | (f) other non-current assets | - | - |
| 2.3 | Cash flows from loans to other entities | - | - |
| 2.4 | Dividends received (see note 3) | - | - |
| 2.5 | Other (provide details if material) | - | - |
| **2.6** | **Net cash from / (used in) investing activities** | **(58)** | **(215)** |

| | | | |
|---|---|---|---|
| **3.** | **Cash flows from financing activities** | | |
| 3.1 | Proceeds from issues of equity securities (excluding convertible debt securities) | 3,150 | 4,215 |
| 3.2 | Proceeds from issue of convertible debt securities | - | 21 |
| 3.3 | Proceeds from exercise of options | - | 298 |
| 3.4 | Transaction costs related to issues of equity securities or convertible debt securities | (154) | (273) |
| 3.5 | Proceeds from borrowings | - | 1,719 |
| 3.6 | Repayment of borrowings | (2,224) | (2,612) |
| 3.7 | Transaction costs related to loans and borrowings | - | (18) |
| 3.8 | Dividends paid | - | |
| 3.9 | Other (lease liabilities) | (78) | (395) |
| **3.10** | **Net cash from / (used in) financing activities** | **694** | **2,955** |

| | | | |
|---|---|---|---|
| **4.** | **Net increase / (decrease) in cash and cash equivalents for the period** | | |
| 4.1 | Cash and cash equivalents at beginning of period | 504 | 1,908 |
| 4.2 | Net cash from / (used in) operating activities (item 1.9 above) | (735) | (4,244) |
| 4.3 | Net cash from / (used in) investing activities (item 2.6 above) | (58) | (215) |

| Consolidated statement of cash flows | | Current quarter $A'000 | Year to date (12 months) $A'000 |
|---|---|---|---|
| 4.4 | Net cash from / (used in) financing activities (item 3.10 above) | 694 | 2,955 |
| 4.5 | Effect of movement in exchange rates on cash held | (16) | (15) |
| **4.6** | **Cash and cash equivalents at end of period** | **389** | **389** |

| **5.** | **Reconciliation of cash and cash equivalents** at the end of the quarter (as shown in the consolidated statement of cash flows) to the related items in the accounts | **Current quarter $A'000** | **Previous quarter $A'000** |
|---|---|---|---|
| 5.1 | Bank balances | 389 | 504 |
| 5.2 | Call deposits | - | - |
| 5.3 | Bank overdrafts | - | - |
| 5.4 | Other (provide details) | - | |
| **5.5** | **Cash and cash equivalents at end of quarter (should equal item 4.6 above)** | **389** | **504** |

| **6.** | **Payments to related parties of the entity and their associates** | **Current quarter $A'000** |
|---|---|---|
| 6.1 | Aggregate amount of payments to related parties and their associates included in item 1 | 126 |
| 6.2 | Aggregate amount of payments to related parties and their associates included in item 2 | - |

*Note: if any amounts are shown in items 6.1 or 6.2, your quarterly activity report must include a description of, and an explanation for, such payments.*

Amounts shown at 6.1 relate to director salary/fees, reimbursements, freight costs and rent paid during the quarter.

For personal use only

For personal use only

| 7. | **Financing facilities**<br>*Note: the term "facility' includes all forms of financing arrangements available to the entity.*<br>*Add notes as necessary for an understanding of the sources of finance available to the entity.* | **Total facility amount at quarter end $A'000** | **Amount drawn at quarter end $A'000** |
|---|---|---|---|
| 7.1 | Loan facilities | 3,232 | 3,197 |
| 7.2 | Credit standby arrangements | - | - |
| 7.3 | Other - (please specify) | - | - |
| 7.4 | **Total financing facilities** | 3,232 | 3,197 |

| | | |
|---|---|---|
| 7.5 | **Unused financing facilities available at quarter end** | - |

7.6 Include in the box below a description of each facility above, including the lender, interest rate, maturity date and whether it is secured or unsecured. If any additional financing facilities have been entered into or are proposed to be entered into after quarter end, include a note providing details of those facilities as well.

Loan facilities includes the following financing facilities:

- A$2,150,000 convertible notes, issued to China Automotive Holdings Limited, with an annual interest rate of 6% per annum and are convertible on or before 30 June 2026 at a variable conversion rate being the higher of 3 cents or 20% discount to the 15 day VWAP concluding on the day of conversion.
- A$700,000 unsecured loan from Distacom Enterprises Limited with an interest rate of 6% per annum and a maturity date of 30 September 2025.
- A$319,686 (RMB1.5M) loan from Jiangsu Kunshan Rural Commercial Bank Co., Ltd with an interest rate of 3.2% per annum and a maturity date of 19 December 2025.
- A$62,430 insurance premium funding from Clearmatch Originate Pty Limited with a maturity date of 30 January 2026.

| 8. | **Estimated cash available for future operating activities** | **$A'000** |
|---|---|---|
| 8.1 | Net cash from / (used in) operating activities (item 1.9) | (735) |
| 8.2 | Cash and cash equivalents at quarter end (item 4.6) | 389 |
| 8.3 | Unused finance facilities available at quarter end (item 7.5) | - |
| 8.4 | Total available funding (item 8.2 + item 8.3) | 389 |
| 8.5 | **Estimated quarters of funding available (item 8.4 divided by item 8.1)** | 0.53 |

*Note: if the entity has reported positive net operating cash flows in item 1.9, answer item 8.5 as "N/A". Otherwise, a figure for the estimated quarters of funding available must be included in item 8.5.*

8.6 If item 8.5 is less than 2 quarters, please provide answers to the following questions:

8.6.1 Does the entity expect that it will continue to have the current level of net operating cash flows for the time being and, if not, why not?

Answer:

No, Sprintex anticipates it will receive cash from sale contracts in the coming quarter which shall improve the operating cashflow.

8.6.2 Has the entity taken any steps, or does it propose to take any steps, to raise further cash to fund its operations and, if so, what are those steps and how likely does it believe that they will be successful?

Answer:

On 30 July 2025, the company entered the following financial facilities:

- A$375,000 unsecured loan from Euromark Limited with an interest rate of 6% payable in advance as a lump sum of A$22.5k and a maturity date of 30 June 2026. The loan has an establishment fee of 3% of the loan amount, to be settled via an issue of 300,000 ordinary shares in the Company.
- A$375,000 unsecured loan from China Automotive Holdings Limited with an interest rate of 6% payable in advance as a lump sum of A$22.5k and a maturity date of 30 June 2026. The loan has an establishment fee of 3% of the loan amount, to be settled via an issue of 300,000 ordinary shares in the Company.

8.6.3 Does the entity expect to be able to continue its operations and to meet its business objectives and, if so, on what basis?

Answer:

Yes, refer to section 8.6.1 & 8.6.2 above.

*Note: where item 8.5 is less than 2 quarters, all of questions 8.6.1, 8.6.2 and 8.6.3 above must be answered.*

## Compliance statement

1 This statement has been prepared in accordance with accounting standards and policies which comply with Listing Rule 19.11A.

2 This statement gives a true and fair view of the matters disclosed.

Date: 31 July 2025

Authorised by: The Board
(Name of body or officer authorising release – see note 4)

**Notes**

1. This quarterly cash flow report and the accompanying activity report provide a basis for informing the market about the entity's activities for the past quarter, how they have been financed and the effect this has had on its cash position. An entity that wishes to disclose additional information over and above the minimum required under the Listing Rules is encouraged to do so.

2. If this quarterly cash flow report has been prepared in accordance with Australian Accounting Standards, the definitions in, and provisions of, *AASB 107: Statement of Cash Flows* apply to this report. If this quarterly cash flow report has been prepared in accordance with other accounting standards agreed by ASX pursuant to Listing Rule 19.11A, the corresponding equivalent standard applies to this report.

3. Dividends received may be classified either as cash flows from operating activities or cash flows from investing activities, depending on the accounting policy of the entity.

4. If this report has been authorised for release to the market by your board of directors, you can insert here: "By the board". If it has been authorised for release to the market by a committee of your board of directors, you can insert here: "By the [*name of board committee – eg Audit and Risk Committee*]". If it has been authorised for release to the market by a disclosure committee, you can insert here: "By the Disclosure Committee".

5. If this report has been authorised for release to the market by your board of directors and you wish to hold yourself out as complying with recommendation 4.2 of the ASX Corporate Governance Council's *Corporate Governance Principles and Recommendations*, the board should have received a declaration from its CEO and CFO that, in their opinion, the financial

For personal use only

records of the entity have been properly maintained, that this report complies with the appropriate accounting standards and gives a true and fair view of the cash flows of the entity, and that their opinion has been formed on the basis of a sound system of risk management and internal control which is operating effectively.

For personal use only