For personal use only

sezzle

The way forward.

2022 HALF YEAR REPORT



For personal use only

OUR MISSION

Financially Empower The Next Generation.



CONTENTS

03 DIRECTORS' REPORT

27 CONSOLIDATED FINANCIAL STATEMENTS (UNAUDITED)

30 Consolidated Balance Sheets
31 Consolidated Statements of Operations and Comprehensive Loss
32 Consolidated Statements of Stockholders' Equity
33 Consolidated Statements of Cash Flows
35 Notes to the Consolidated Financial Statements

47 CORPORATE DIRECTORY

for personal use only



For personal use only

Directors' Report

FOR THE HALF YEAR ENDED JUNE 30, 2022



For personal use only



The Directors present their report, together with the consolidated financial statements of Sezzle Inc. (ASX: SZL, Sezzle, or Company) and its wholly-owned subsidiaries for the half year ended June 30, 2022.

For personal use only

DIRECTORS

The following individuals were Directors of Sezzle for the half year ended June 30, 2022:

Charlie Youakim	Co-founder, Executive Chairman, and Chief Executive Officer
Paul Paradis	Co-founder, Executive Director, and President
Paul Lahiff	Independent Non-Executive Director
Kathleen Pierce-Gilmore	Independent Non-Executive Director
Paul Purcell	Independent Non-Executive Director
Mike Cutter	Independent Non-Executive Director

The Directors listed above each served as Director throughout the duration of the period and through the date of this report.

PRINCIPAL ACTIVITIES

We are a purpose-driven payments company that is on a mission to financially empower the next generation. Launched in 2017, we have built a digital payments platform that allows merchants to offer their consumers a flexible alternative to traditional credit. Through our payments products we aim to enable consumers to take control over their spending, be more responsible, and gain access to financial freedom. Our vision is to create a digital ecosystem benefiting all of our stakeholders— merchant partners, consumers, employees, communities and investors—while continuing to drive ethical growth.

FINANCIAL RESULT

The Company reported an after-tax net loss of $43.1 million for the half year ended June 30, 2022, compared to $30.4 million for the prior comparative period.

For personal use only



For personal use only

Key Operating Metrics

UNDERLYING MERCHANT SALES (UMS) (in millions)



+ 10.6%

ACTIVE MERCHANTS

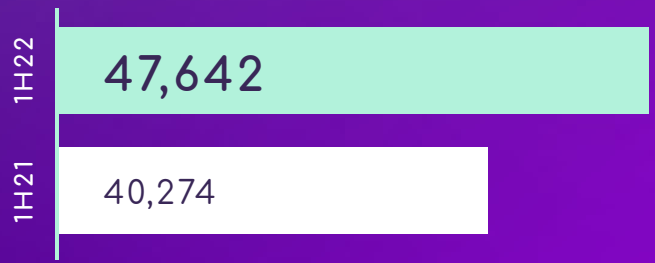

+ 18.1%

Active Merchants is defined as merchants who have had transactions with Sezzle in the last twelve months.

For personal use only

ACTIVE CONSUMERS



+ 18.2%

Active Consumers is defined as unique end users who have placed an order with Sezzle within the last twelve months.

REPEAT USAGE

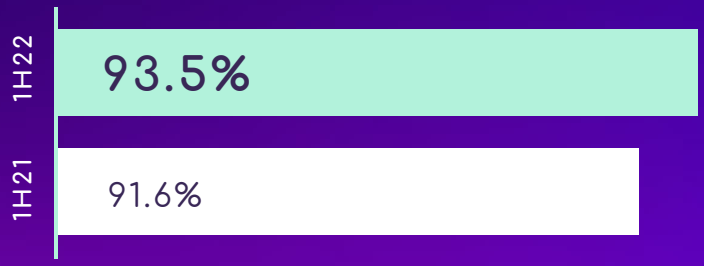

+ 193bps

Repeat usage is calculated as the percentage of cumulative orders made by returning consumers to date relative to total cumulative orders to date.

TOTAL INCOME (in thousands)

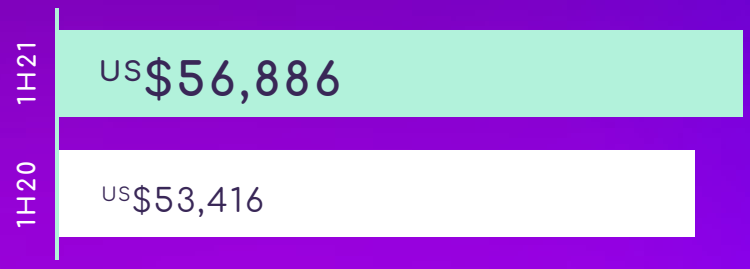

+ 6.5%

Management's Discussion and Analysis

For personal use only

OVERVIEW

We are a purpose-driven payments company that is on a mission to financially empower the next generation. Launched in 2017, we have built a digital payments platform that allows merchants to offer their consumers a flexible alternative to traditional credit. As of June 30, 2022, our platform has supported the business growth of 48 thousand Active Merchants while serving 3.4 million Active Consumers. Through our payments products we aim to enable consumers to take control over their spending, be more responsible, and gain access to financial freedom. Our vision is to create a digital ecosystem benefiting all of our stakeholders— merchant partners, consumers, employees, communities and investors—while continuing to drive ethical growth.

The Sezzle Platform connects consumers with merchants via our core proprietary, digital payments platform that instantly extends credit at the point-of-sale. Our core product is differentiated from traditional lenders through our credit-and-capital-light approach, and we believe that it is mutually beneficial for our merchants and consumers given the network effects inherent in our platform. We enable consumers to acquire merchandise upfront and spread payments over four equal, interest-free installments over six weeks. We realize high repeat usage rates by many of our consumers, with the top 10% of our consumers measured by Underlying Merchant Sales (UMS, as defined below) transacting an average of 46 times per year based on the transaction activity during the rolling twelve months ended June 30, 2022, although historical transaction activity is not an indication of future results.

Our core product offering is completely free for consumers who pay on time; instead, we generate a substantial majority of our revenues by charging our merchants fees in the form of a Merchant Discount Rate. We also offer Sezzle Up, an upgraded version of the core Sezzle experience which provides a credit-building solution for new-to-credit consumers, helping consumers adopt credit responsibly and build their credit history. Additionally, we have expanded our product suite to provide consumers with access to a long-term installment lending option through partnerships, which is still in an early development stage.

A critical component of our business model is the ability to effectively manage the repayment risk inherent in allowing consumers to pay over time. To that end, a team of Sezzle engineers and risk specialists oversee our proprietary systems, identify transactions with elevated risk of fraud, assess the credit risk of the consumer and assign spending limits, and manage the ultimate receipt of funds. Further, we believe repayment risk is more limited relative to other traditional forms of unsecured credit because consumers primarily settle 25% of the purchase value upfront. Additionally, ongoing user interactions allow us to continuously refine and enhance the effectiveness of these platform tools through machine learning.

For personal use only

PROPOSED MERGER WITH WHOLLY-OWNED SUBSIDIARY OF ZIP

On July 11, 2022, Sezzle entered into a Termination Agreement (the "Termination Agreement") with Zip Co Limited ("Zip") to terminate the Agreement and Plan of Merger, dated February 28, 2022 (the "Merger Agreement"), by and among the Company, Zip, and Miyagi Merger Sub, Inc., a Delaware corporation and wholly-owned subsidiary of Zip ("Merger Sub"). Pursuant to the Termination Agreement, among other things, Sezzle received $11 million from Zip for reimbursement of merger-related costs on July 12, 2022, the Merger Agreement and other Transaction Agreements (including the Parent Support Agreements and the Company Support Agreements, each as defined in the Merger Agreement) were terminated by mutual consent of Sezzle and Zip. As part of the Termination Agreement, Sezzle and Zip also released each other from certain claims related to or arising out of the Merger Agreement and related transactions.

FACTORS AFFECTING RESULTS OF OPERATIONS

We have set out below a discussion of the key factors that have affected our financial performance and that are expected to impact our performance going forward.

Adoption of the Sezzle Platform

Our ability to profitably scale our business is reliant on adoption of the Sezzle Platform by both consumers and merchants. Changes in our Active Merchant and Active Consumer bases (as such terms are defined below) have had, and will continue to have, an impact on our results of operations. It is costly for us to recruit (and in some cases retain) Active Merchants. Turnover in our merchant base could result in higher than anticipated overhead costs.

We believe that we have built a sustainable, transparent business model in which our success is aligned with the financial success of our merchants and consumers. We earn fees from our merchants predominately based on a percentage of the UMS value plus a fixed fee per transaction, or the Merchant Discount Rate. We pay our merchants for transaction value upfront net of the merchant fees owed to us and assume all costs associated with the consumer payment processing, fraud and payment default. Merchant-related fees comprised approximately 85% and 83% of our Total Income for the six months ended June 30, 2022 and 2021, respectively.

Growth and Diversification of Merchants offered on the Sezzle Platform

We depend on continued relationships with our current merchants or merchant partners and on the acquisition of new merchants to maintain and grow our business. We added 1 thousand Active Merchants during the six months ended June 30, 2022, totaling 48 thousand Active Merchants on the platform at the end of the same period.

Our integration into scaled e-commerce platforms is expected to give more merchants the opportunity to offer Sezzle as a payment option at checkout, and we expect that our partnerships with larger retailers will familiarize more consumers with the Sezzle Platform.

In addition, investment in sales, co-marketing, and offering of competitively priced merchant fee rates and incentives are critical for us to onboard new and retain existing merchants and grow utilization of the Sezzle Platform. We currently provide our merchants with a toolkit to grow their businesses. Our merchants gain access to our marketing efforts that begin with a launch campaign to introduce new brands to Sezzle consumers. We face intense competitive pressure to bring new larger merchants on to our platform. In order to stay competitive, we have and may continue to need to adjust our pricing or offer incentives to larger merchants to increase payments volume. These pricing structures with merchants include up-front cash payments, fee discounts, rebates, credits, performance-based incentives, marketing, and other support payments that impact our revenues and profitability. We expect to continue to incur substantial costs to acquire these larger merchants. Certain agreements contain provisions that may require us to make payments to certain merchants and are contingent on us and/or the merchants meeting specified criteria, such as achieving volume targets and implementation benchmarks. If we are not able to increase our volumes as predicted, the financial impact of these incentives, fee discounts, and rebates, these arrangements with certain merchants will impact our results of operations and financial performance.

There is a risk that we may lose merchants for a variety of reasons, including a failure to meet key contractual or commercial requirements, or merchants shifting to other service providers, including competitors or in-house offerings. We also face the risk that our key partners could become competitors of our business if such partners are able to determine how we have designed and implemented our model to provide our services.

New Products

Our expanding product suite enables us to further promote our mission of financial empowerment, and the adoption of these products by our consumers is expected to drive operating and financial performance. In 2021, we began working with other lending partners to offer consumers at participating merchants longer-term, monthly fixed-rate installment-loan products, which will support consumer purchases for big ticket items and earn us a fee on such transactions. Additionally, this year we phased-in the introduction of Sezzle Premium, a paid subscription service for consumers to access large, non-integrated merchants for a monthly or annual fee. We continue to seek out new partners to adopt our existing products and strategize on new products to complement our platform and core products, which we believe will have an impact on continued growth of our business.

Growth of our Consumer Base

To continue to grow our business, we need to maintain and increase our existing Active Consumer base and introduce new consumers to our platform. We rely heavily on our growing merchant base to offer our core product to new consumers at the point of sale for online transactions. We continue to provide offerings such as Sezzle Spend, which is a way we can issue credit to Sezzle accounts for various reasons, often involving rewards and promotions to new consumers. We have consistently added Active Consumers each quarter since our inception, while the number of transactions per Active Consumer has typically increased each quarter as well. As of June 30, 2022, we had 3.4 million Active Consumers on the platform. We realize high repeat usage rates as a result of our differentiated offering, with the top 10% of our consumers measured by UMS transacting 46 times per year based on the transaction activity during the rolling twelve months ended June 30, 2022, although historical transaction activity is not an indication of future results.

For personal use only

Managing Credit Risk

A critical component of our business model is the ability to effectively manage the repayment risk inherent in allowing consumers to pay over time. To that end, a team of Sezzle engineers and risk specialists oversee our proprietary systems, identify transactions with elevated risk of fraud, assess the credit risk of the consumer and assign spending limits, and manage the ultimate receipt of funds. Because consumers primarily settle 25% of the purchase value upfront at the point of sale, we believe repayment risk is more limited relative to other traditional forms of unsecured consumer credit. Further, ongoing user interactions allow us to continuously refine and enhance the effectiveness of these platform tools through machine learning.

We absorb the costs of all core product uncollectible receivables from our consumers. The provision for uncollectible accounts is a significant component of our operating expenses, and excessive exposure to consumer repayment failure may impact our results of operations. We believe our systems and processes are highly effective and allow for predominantly accurate, real-time decisions in connection with the consumer transaction approval process. As our consumer base grows, the availability of data on consumer repayment behavior will also better optimize our systems and ability to make real-time consumers repayment capability decisions on a go forward basis. Optimizing repayment capacity decisions of our current and future consumer base may reduce our provision for uncollectible accounts and related charge-offs by providing optimal limitations on spending power to qualified consumers.

Maintaining our Capital-Light Strategy

Maintaining our funding strategy and our low cost of capital is important to our ability to grow our business. We have created an efficient funding strategy which, in our view, has allowed us to scale our business and drive rapid growth. The speed with which we are able to recycle capital due to the short-term nature of our products has a multiplier effect on our committed capital.

Our funding helps drive our low cost of capital. We rely on more efficient revolving credit facilities with high advance rates to fund our receivables over time and also use merchant account payables as an alternative low-cost funding source.

General Economic Conditions and Regulatory Climate

Our business depends on consumers transacting with merchants, which in turn can be affected by changes in general economic conditions. For example, the retail sector is affected by such macro-economic conditions as unemployment, interest rates, consumer confidence, economic recessions, downturns or extended periods of uncertainty or volatility, all of which may influence customer spending, and suppliers' and retailers' focus and investment in outsourcing solutions. This may subsequently impact our ability to generate income. Additionally, in weaker economic environments, consumers may have less disposable income to spend and so may be less likely to purchase products by utilizing our services and bad debts may increase as a result of consumers' failure to repay the loans originated on the Sezzle Platform. Our industry is also impacted by numerous consumer finance and protection regulations, both domestic and international, and the prospects of new regulations, and the cost to comply with such regulations, have an ongoing impact on our results of operations and financial performance.

International Operations

We primarily operate in the United States and have operations in Canada, India, Brazil and certain countries in Europe. During the second quarter of 2022, we ceased payment processing activities in India, with the employees there continuing to support North American operations. Additionally, we are exploring the potential sale of our European and Brazilian operations.

For personal use only

Seasonality

We experience seasonality as a result of spending patterns of our Active Consumers. Sezzle Income and UMS in the fourth quarter have historically been strongest for us, in line with consumer spending habits during the holiday shopping season, which has typically been accompanied by increased charge-offs when compared to the prior three quarters. This is most evident in merchant fees as these are recognized over the duration of the note with the consumer once the terms of the executed merchant agreement have been fulfilled and the merchant successfully confirms the transaction.

Impact of COVID-19

The COVID-19 pandemic has had, and continues to have, a significant impact on the U.S. economy and the markets in which we operate. We believe that our performance during this period demonstrates the value and effectiveness of our platform, the resilience of our business model, and the capabilities of our risk management and underwriting approach. Our employees continue to primarily work from home, although employees have the option to work from the office under a hybrid model. Additionally, our sales and marketing teams have begun to selectively attend group events and industry-related conferences.

KEY OPERATING METRICS

Underlying Merchant Sales

	For the six months ended June 30,		Change	
	2022	2021	$	%
	(in thousands, except percentages)			
Underlying Merchant Sales ("UMS")	$ 869,601	$ 786,178	$ 83,423	10.6%

UMS is defined as the total value of sales made by merchants based on the purchase price of each confirmed sale where a consumer has selected the Sezzle Platform as the applicable payment option. UMS does not represent revenue earned by us, is not a component of our income, nor is included within our financial results prepared in accordance with U.S. GAAP. However, we believe that UMS is a useful operating metric to both us and our investors in assessing the volume of transactions that take place on the Sezzle Platform, which is an indicator of the success of our merchants and the strength of the Sezzle Platform.

For the six months ended June 30, 2022 and 2021, UMS totaled $869.6 million and $786.2 million, respectively, which was a increase of 10.6%. The relatively slower increase in UMS is a result of our strategic shift in 2022 to focus on profitability over top-line growth.

For personal use only

Active Merchants and Active Consumers

	As of		Change	
	June 30, 2022	December 31, 2021	$	%
	(in thousands, except percentages)			
Active Merchants	48	47	1	1.3%
Active Consumers	3,407	3,400	7	0.2%

Active Merchants is defined as merchants who have had transactions with us in the last twelve months. As of June 30, 2022, we had 48 thousand Active Merchants, an increase of 1.3% when compared to the 47 thousand Active Merchants as of December 31, 2021, and an increase of 18.1% when compared to the 40 thousand Active Merchants as of June 30, 2021. There is no minimum required number of transactions to meet the Active Merchant criteria.

Active Consumers is defined as unique end users who have placed an order with us within the last twelve months. As of June 30, 2022, we had 3.4 million Active Consumers, consistent when compared to our 3.4 million Active Consumers as of December 31, 2021, and an increase of 18.2% when compared to the 2.9 million Active Consumers as of June 30, 2021.

COMPONENTS OF RESULTS OF OPERATIONS

Total Income

We refer to our primary component of total income as "Sezzle Income". Sezzle Income is comprised primarily from fees paid by merchants in exchange for our payment processing services. These fees are applied to the underlying sales to consumers passing through our platform and are predominantly based on a percentage of the consumer order value plus a fixed fee per transaction. Consumer installment payment plans typically consist of four installments, with the first payment of 25% of the consumer order value made at the time of purchase and subsequent payments coming due every two weeks thereafter. Additionally, consumers may reschedule their initial installment plan by delaying payment for up to two weeks, for which we generally earn a rescheduled payment fee. The total of merchant fees and rescheduled payment fees, less note origination costs (underwriting costs incurred that result in a successful transaction with the consumer), are collectively referred to as Sezzle Income within the consolidated statements of operations and comprehensive loss. Sezzle Income is then recognized over the average duration of the note using the effective interest rate method.

We also earn income from consumers in the form of account reactivation fees, recorded within "Account reactivation fee income" (a component of Total Income) on the consolidated statements of operations and comprehensive loss. When a consumer's payment fails in the automated payment process the consumer must pay a fee, which we refer to as an Account Reactivation Fee, before the consumer is able to use the Sezzle Platform again. We allow, at a minimum and subject to state jurisdiction regulation, a 48-hour waiver period where fees are dismissed if the installment is paid by the consumer. Account reactivation fees are recognized at the time the fee is charged to the consumer, less an allowance for uncollectible amounts.

Personnel

Personnel primarily comprises all wages and salaries paid to employees, contractor payments, employer-paid payroll taxes and employee benefits, and stock and incentive–based compensation.

For personal use only

Transaction Expense

Transaction expense primarily comprises processing fees paid to third parties to process debit, credit and ACH payments received from consumers, merchant affiliate program and partnership fees, and consumer communication costs. We incur merchant affiliate program and partnership fees when consumers make purchases with merchants who either were referred by another merchant or are associated with partner platforms with which we have a contractual agreement. We incur customer communication costs when we notify the consumer about the transaction status and upcoming payments. Communications are primarily made via text message directly to the consumer.

Third-Party Technology and Data

Third-party technology and data primarily comprises costs related to fraud prevention, other cloud-based computing services, and costs of failed loan applications. Underwriting costs incurred that result in successfully originated loans are an element of Sezzle Income and recognized as a reduction of the overall income and, therefore, are not included in third-party technology and data.

Marketing, Advertising, and Tradeshows

Marketing, advertising, and tradeshows primarily comprises costs related to marketing, sponsorships, advertising, attending tradeshows, promotions, and co-marketing the Sezzle brand with our merchants.

General and Administrative

General and administrative primarily comprises legal, compliance, audit, tax, and other consultation costs; third-party implementation fees; and charitable contributions.

Provision for Uncollectible Accounts

We calculate our provision for uncollectible accounts on notes receivable on an expected-loss basis. We maintain an allowance for uncollectible accounts at a level necessary to absorb estimated probable losses on principal and reschedule fee receivables from consumers. Any amounts delinquent after 90 days are charged-off with an offsetting reversal of the allowance through the provision for uncollectible accounts. Additionally, amounts identified as no longer collectible—such as when a consumer becomes deceased or bankrupt—are charged off immediately. We use our judgment to evaluate the allowance for uncollectible accounts based on current economic conditions and historical performance of consumer payments.

Net Interest Expense

We incur interest expense on a continuous basis as a result of draws on our revolving line of credit to fund consumer notes receivable as well as our Merchant Interest Program, whereby merchants may defer their payments owed by us in exchange for interest. Effective January 1, 2022, the interest paid on borrowings under our line of credit and Merchant Interest Program are based on SOFR.

For personal use only

Income Tax Expense

Income tax expense consists of income taxes in various jurisdictions, primarily U.S. Federal and state income taxes, and also the other foreign jurisdictions in which we operate. Tax effects of transactions reported in the consolidated financial statements consist of taxes currently due. Additionally, we record deferred taxes related primarily to differences between the basis of receivables, property and equipment, equity based compensation, and accrued liabilities for financial and income tax reporting. The deferred tax assets and liabilities represent the future tax return consequences of those differences, which will either be taxable or deductible when the assets and liabilities are recovered or settled. Deferred tax assets are reduced by a valuation allowance when, in the opinion of management, it is more likely than not that some portion or all of the deferred tax assets will not be realized. Given our history of losses, a full valuation allowance is recorded against our deferred tax assets.

Other Comprehensive Income (Loss)

Other comprehensive income (loss) is comprised of foreign currency translation adjustments.

RESULTS OF OPERATIONS

Total Income

	For the six months ended June 30,		Change	
	2022	2021	$	%
	(in thousands, except percentages)			
Sezzle income	$ 49,844	$ 45,941	$ 3,903	8.5%
Account reactivation fee income	7,042	7,475	(433)	(5.8)%
Total income	**$ 56,886**	**$ 53,416**	**$ 3,470**	**6.5%**

Total income is comprised of Sezzle income and account reactivation fees. Sezzle income for the six months ended June 30, 2022 and 2021 totaled $49.8 million and $45.9 million, respectively, which was an increase of 8.5%. The relatively slower increase in Sezzle income was driven by our strategic shift in 2022 to focus on profitability over top-line growth.

Account reactivation fee income recognized totaled $7.0 million and $7.5 million for the six months ended June 30, 2022 and 2021, respectively. Account reactivation fees as a percentage of total income was 12.4% and 14.0% for the six months ended June 30, 2022 and 2021, respectively. The decrease in this metric during the six months ended June 30, 2022 when compared to the six months ended June 30, 2021 was due to changes in our account reactivation fees assessment policy.

For personal use only

Total Income (continued)

The breakout of Sezzle income for the six months ended June 30, 2022 and 2021 is as follows:

	For the six months ended June 30,		Change	
	2022	2021	$	%
	(in thousands, except percentages)			
Merchant fees	$ 48,363	$ 44,368	$ 3,995	9.0%
Consumer reschedule fees	1,803	1,918	(115)	(6.0)%
Direct note origination costs	(322)	(345)	23	(6.7)%
Sezzle income	**$ 49,844**	**$ 45,941**	**$ 3,903**	**8.5%**

Merchant fees totaled $48.4 million and $44.4 million for the six months ended June 30, 2022 and 2021, respectively, or 97.0% and 96.6% of Sezzle income, respectively.

The increase in merchant fees as a percentage of Sezzle income when compared to the prior year was a result of restructuring our Merchant Discount Rate with certain merchants.

Consumer reschedule fees totaled $1.8 million and $1.9 million for the six months ended June 30, 2022 and 2021, respectively, or 3.6% and 4.2% of Sezzle income, respectively. The decrease in this metric was due to changes in our reschedule fee policy.

Personnel

	For the six months ended June 30,		Change	
	2022	2021	$	%
	(in thousands, except percentages)			
Personnel	$ 28,702	$ 27,665	$ 1,037	3.7%

Personnel costs increased by 3.7% to $28.7 million for the six months ended June 30, 2022, from $27.7 million for the six months ended June 30, 2021. The change in personnel costs during the second quarter of 2022 was a result of the workforce reduction we undertook in March 2022, as well as a change to our short-term incentive program which resulted in a decrease in the program's accrual.

Recorded within personnel, equity and incentive–based compensation totaled $5.6 million and $12.2 million for the six months ended June 30, 2022 and 2021, respectively, which was a 54.1% decrease. The decrease in equity and incentive–based compensation was a result of the change to our short-term incentive program as previously discussed, as well as cancellation of awards associated with our workforce reduction executed in March 2022.

For personal use only

Transaction Expense

	For the six months ended June 30,		Change	
	2022	2021	$	%
	(in thousands, except percentages)			
Payment processing costs	$ 17,539	$ 13,531	$ 4,008	29.6%
Affiliate and partner fees	2,339	2,795	(456)	(16.3)%
Other transaction expense	2,032	1,711	321	18.8%
Transaction expense	**$ 21,910**	**$ 18,037**	**$ 3,873**	**21.5%**

Transaction expenses were $21.9 million and $18.0 million for the six months ended June 30, 2022 and 2021, respectively.

Payment processing costs were $17.5 million and $13.5 million for the six months ended June 30, 2022 and 2021, respectively. The increase in costs were primarily driven by the increase in volume of orders transacted by consumers and the related processing of payments associated with those orders, in addition to a greater proportion of card payments relative to the lower cost ACH payments during the six months ended June 30, 2022 when compared to the prior year.

Merchant affiliate program and partnership fees are incurred by us when consumers make purchases with merchants who either were referred by another merchant, or are associated with a partner platforms with which we have contractual agreements. Such costs were $2.3 million and $2.8 million for the six months ended June 30, 2022 and 2021, respectively. The decrease in costs was related to the restructuring of a partner contract effective at the beginning of the current year, which reduced our partner revenue-sharing fees.

Other costs included in transaction expense were $2.0 million and $1.7 million for the six months ended June 30, 2022 and 2021, respectively. Such costs are comprised of consumer communication costs, and consumer and merchant service adjustments. The increase in costs were a result of increased Active Consumers, Active Merchants, and volume on the Sezzle Platform.

Third-Party Technology and Data

	For the six months ended June 30,		Change	
	2022	2021	$	%
	(in thousands, except percentages)			
Third-party technology and data	$4,105	$2,270	$1,835	80.9%

Third-party technology and data costs totaled $4.1 million and $2.3 million for the six months ended June 30, 2022 and 2021, respectively. The increase in expense was primarily related to our growth in volume and includes cloud-based infrastructure, fraud prevention, obtaining underwriting data that resulted in failed loan applications, and consumer engagement. The increase in costs was also due to the implementation and expanded use of key cloud-based systems to support the growth of our operations.

For personal use only

Marketing, Advertising, and Tradeshows

	For the six months ended June 30,		Change	
	2022	2021	$	%
	(in thousands, except percentages)			
Marketing, advertising, and tradeshows	$ 11,546	$ 3,376	$ 8,170	242.0%

Marketing, advertising, and tradeshow costs increased to $11.5 million for the six months ended June 30, 2022, compared to $3.4 million for the six months ended June 30, 2021. The increase in costs were primarily a result of increased initiatives to co-market the Sezzle brand with our enterprise merchants and partners. Costs related to Sezzle Spend promotions, digital advertising, and tradeshow attendance also contributed to increased expenses.

General and Administrative

	For the six months ended June 30,		Change	
	2022	2021	$	%
	(in thousands, except percentages)			
General and administrative	$ 11,944	$ 6,289	$ 5,655	89.9%

General and administrative expenses are primarily comprised of professional fees, implementation incentives with merchants, insurance, and travel. Professional fees include legal, compliance, audit, tax, and consulting services to support the growth of our company. General and administrative costs increased to $11.9 million for the six months ended June 30, 2022, compared to $6.3 million for the six months ended June 30, 2021. The increase in costs was primarily driven by costs related to our merger with Zip, which totaled $6.5 million for the six months ended June 30, 2022.

Provision for Uncollectible Accounts

	For the six months ended June 30,		Change	
	2022	2021	$	%
	(in thousands, except percentages)			
Provision for uncollectible accounts	$ 18,356	$ 22,424	$ (4,068)	(18.1)%

For the six months ended June 30, 2022, the total provision for uncollectible accounts was $18.4 million, compared to $22.4 million for the six months ended June 30, 2021. As a percentage of Sezzle income, the provision for uncollectible accounts was 36.8% and 48.8% for the six months ended June 30, 2022 and 2021, respectively.

During the six months ended June 30, 2022, we implemented a strategic shift to focus on profitability over top-line growth. As a result, we tightened our credit underwriting and restructured contracts with merchants that exhibited high consumer loss rates. We began to see the effects of this strategy in the first quarter of 2022, and during the second quarter of 2022, we continued to see improvements in consumer loss rates.

For personal use only

Net Interest Expense

	For the six months ended June 30,		Change	
	2022	2021	$	%
	(in thousands, except percentages)			
Net interest expense	$ 3,285	$ 2,580	$ 705	27.3%

Net interest expense was $3.3 million and $2.6 million for the six months ended June 30, 2022 and 2021, respectively. The increase in expense was driven by increases in the SOFR, as well as a higher line of credit balance. Higher amortization of debt issuance costs during the six months ended June 30, 2022 also contributed to increased expense.

Income Taxes

Income tax expense for the six months ended June 30, 2022 and 2021 was $37,799 and $40,477, respectively. Our effective income tax rate for the six months ended June 30, 2022 was 0.1%, consistent with the six months ended June 30, 2021. Our effective income tax rate was minimal due to a full valuation allowance and is comprised of minimum income taxes owed to state and local jurisdictions. Management assesses the available positive and negative evidence to estimate whether sufficient future taxable income will be generated to permit use of the existing deferred tax assets. A significant piece of objective negative evidence evaluated was the cumulative loss incurred over the three-year period ended December 31, 2021. Such objective evidence limits the ability to consider other subjective evidence, such as our projections for future growth. On the basis of this evaluation, a full valuation allowance is recorded against our net deferred tax assets as of June 30, 2022 and December 31, 2021.

Other Comprehensive Income (Loss)

For the six months ended June 30, 2022 and 2021, we had ($260,141) and $503,451 of foreign currency translation adjustments recorded within other comprehensive income (loss), respectively. Foreign currency translation adjustments are a result of the financial statements of our non-U.S. subsidiaries being translated into U.S. dollars in accordance with ASC 830, "Foreign Currency Matters". We expect to record foreign currency translation adjustments in future periods and changes will be dependent on fluctuations in foreign currencies of countries in which we have operations.

For personal use only

LIQUIDITY AND CAPITAL RESOURCES

We have incurred net losses since inception, incurring a net loss of $43.1 million and $30.4 million for the six months ended June 30, 2022 and 2021, respectively. We have historically financed our operating and capital needs primarily through private sales of equity, our initial public offering on the Australian Securities Exchange, and our revolving line of credit. As of June 30, 2022, our principal sources of liquidity were cash, cash equivalents, restricted cash, the unused borrowing capacity on our line of credit, and certain cash flows from operations.

As of June 30, 2022, we had cash, cash equivalents, and restricted cash of $63.3 million, compared to $78.9 million as of December 31, 2021. Our cash and cash equivalents were held primarily for working capital requirements and the continued investment in our business. Substantially all of our restricted cash is made available for use within 2-3 business days.

As of June 30, 2022 and December 31, 2021, we had working capital of $55.4 million and $113.7 million, respectively. Additionally, as of June 30, 2022 we had an unused borrowing capacity on our line of credit of $10.1 million, compared to $29.8 million as of December 31, 2021.

We meet our liquidity requirements primarily through proceeds from our line of credit, which is subject to various covenants. On February 25, 2022, we amended our existing line of credit covenants as disclosed in Note 7. Line of Credit within the accompanying notes to consolidated financial statements. If our net losses continue at the level they did in 2021, it would have resulted in the breach of one or more of such line of credit covenants prior to the amendment. Our line of credit is a significant component of our working capital management.

On March 10, 2022, we undertook a workforce reduction to provide us with annualized cost savings of approximately $10 million. We have also scaled back international operations, which will provide us with an additional annualized cost savings of approximately $7.0 million. Additionally, we restructured contracts with certain merchants and partners and phased-in the introduction of Sezzle Premium, a paid subscription service for users to access large, non-integrated merchants for a monthly or annual fee.

We believe that the implementation of these plans, along with our existing cash, cash equivalents, restricted cash, our unused borrowing capacity on our line of credit, and certain cash flows from operations will be sufficient to meet our working capital and investment requirements beyond the next 12 months.

	For the six months ended	
	June 30, 2022	June 30, 2021
Net Cash Provided from (Used for) Operating Activites	$ 6,120,608	$ (5,590,699)
Net Cash Used for Investing Activities	(568,652)	(672,292)
Net Cash Used for Financing Activities	(20,902,798)	(23,316,704)
Net decrease in cash, cash equivalents, and restricted cash	**$ (15,350,842)**	**$ (29,579,695)**

Operating Activities

Net cash provided from (used for) operating activities was $6.1 million and ($5.6) million for the six months ended June 30, 2022 and 2021, respectively.

During the six months ended June 30, 2022, receipts from consumers totaled $872.1 million compared with cash payments to merchants of $799.0 million. Cash receipts from consumers exceeded payments to merchants primarily due to the deferral of payments to merchants under the Merchant Interest Program. Additionally, the Company incurred cash outflows of $22.7 million for personnel related expenses, $22.8 million for transaction expenses (primarily payment processing costs), $8.8 million for advertising, marketing and tradeshow related expenses, $3.0 million of interest expense payments, and $9.7 million of cash outflows for third-party technology and other general and administrative expenses.

For personal use only

During the six months ended June 30, 2021, receipts from consumers totaled $729.6 million compared with cash payments to merchants of $688.9 million. Cash receipts from consumers exceeded payments to merchants primarily due to the deferral of payments to merchants under the Merchant Interest Program. Additionally, the Company incurred cash outflows of $13.7 million for personnel related expenses, $17.8 million for transaction expenses (primarily payment processing costs), $3.3 million for advertising, marketing and tradeshow related expenses, $2.6 million of interest expense payments, and $7.9 million of cash outflows for third-party technology and data, along with various general and administrative expenses.

The net cash provided from consumers for the six months ended June 30, 2022 and 2021 was $73.1 million and $40.7 million, respectively. The increase in net cash provided from consumers is driven by the year over year increase in UMS. Beginning in the third quarter of the previous year, payments to merchants began generally growing at a faster rate than receipts from consumers due to a higher proportion of enterprise merchants. Large enterprise merchants do not participate in the Merchant Interest Program, and as a result do not defer their payments. The increase in personnel cash outflows are driven by the increase in employee headcount throughout 2021. The increase in cash outflows for transaction and interest related expenses are driven by the overall increase in volume. Other increases in cash outflows, year-over-year, are due to overall growth in the Company's operations.

Investing Activities

Net cash used for investing activities during the six months ended June 30, 2022 was $0.6 million, compared to $0.7 million during the six months ended June 30, 2021. Cash outflows for investing activities were primarily used for purchasing computer equipment, as well as payments of salaries to employees who create capitalized internal-use software.

Financing Activities

Net cash used for financing activities during the six months ended June 30, 2022 was $20.9 million, compared to $23.3 million during the six months ended June 30, 2021.

Significant financing cash outflows during the six months ended June 30, 2022 included net payments to our line of credit totaling $21.0 million and the repurchase of shares of common stock from employees to cover minimum statutory tax obligations totaling $0.3 million. Financing cash inflows during the six months ended June 30, 2022 consisted of proceeds from stock option exercises totaling $0.4 million.

Line of Credit

Refer to Note 7. Line of Credit on the accompanying notes to our consolidated financial statements for discussion about our line of credit.

Merchant Contract Obligations

Refer to Note 8. Commitments and Contingencies on the accompanying notes to our consolidated financial statements for discussion about our merchant contract obligations.

For personal use only

CRITICAL ACCOUNTING POLICIES AND ESTIMATES

The discussion and analysis of our financial condition and results of operations are based on our consolidated financial statements, which have been prepared in accordance with accounting principles generally accepted in the United States. These principles require us to make certain estimates and judgments that affect the amounts reported in our consolidated financial statements. We base our estimates on historical experience and on various other assumptions that management believes to be reasonable. Our actual results may differ materially from our estimates because of certain accounting policies requiring significant judgment. To the extent that there are material differences between our estimates and actual results, our future consolidated financial statements will be affected.

We evaluate our significant estimates on an ongoing basis, including, but not limited to, estimates related to our allowance for uncollectible accounts, equity-based compensation, income taxes, and internally developed intangible assets. We believe these estimates have the greatest risk of affecting our consolidated financial statements; therefore, we consider these to be our critical accounting policies and estimates.

Receivables and Credit Policy

Notes receivable represent amounts from uncollateralized consumer receivables generated from the purchase of merchandise. The original terms of the notes for our core product are to be paid back in equal installments every two weeks over a six-week period. We do not charge interest on the notes to consumers. We defer direct note origination costs over the average life of the notes receivable using the effective interest rate method. These net deferred costs are recorded within notes receivable, net on the consolidated balance sheets. Notes receivable are recorded at net realizable value and are recorded as current assets. We evaluate the collectability of the balances based on historical performance, current economic conditions, and specific circumstances of individual notes, with an allowance for uncollectible accounts being provided as necessary.

Other receivables represent the net realizable value of consumer account reactivation fees receivable, merchant accounts receivable, and merchant processing fees receivable. Consumer account reactivation fees receivable, less an allowance for uncollectible accounts, represent the amount of account reactivation fees we reasonably expect to receive from consumers. Receivables from merchants represent amounts merchants owe us relating to transactions placed by consumers on their sites. All notes receivable from consumers, as well as related fees, outstanding greater than 90 days past due are charged off as uncollectible. It is our practice to continue collection efforts after the charge-off date.

Sezzle Income

We receive our income primarily from fees paid by merchants in exchange for our payment processing services. These fees are applied to the underlying sales to consumers passing through our platform and are predominantly based on a percentage of the consumer order value plus a fixed fee per transaction. Consumer installment payment plans typically consist of four installments, with the first payment made at the time of purchase and subsequent payments coming due every two weeks thereafter. Additionally, consumers may reschedule their initial installment plan by delaying payment for up to two weeks, for which we generally earn a rescheduled payment fee. The total of merchant fees and rescheduled payment fees, less note origination costs, are collectively referred to as Sezzle income within the consolidated statements of operations and comprehensive loss. Sezzle income is initially recorded as a reduction to notes receivable, net within the consolidated balance sheets. Sezzle income is then recognized over the average duration of the note using the effective interest rate method.

For personal use only

Equity Based Compensation

We maintain stock compensation plans that offer incentives in the form of non-statutory stock options and restricted stock to employees, directors, and advisors of the Company. Equity based compensation expense reflects the fair value of awards measured at the grant date and recognized over the relevant vesting period. We estimate the fair value of stock options without a market condition on the measurement date using the Black-Scholes option valuation model. The fair value of stock options with a market condition is estimated, at the date of grant, using the Monte Carlo Simulation model. The Black-Scholes and Monte Carlo Simulation models incorporate assumptions about stock price volatility, the expected life of the options, risk-free interest rate, and dividend yield. For valuing our stock option grants, significant judgment is required for determining the expected volatility of our shares of common stock and is based on the historical volatility of both its shares of common stock and its defined peer group. The fair value of restricted stock awards and restricted stock units that vest based on service conditions is based on the fair market value of our shares of common stock on the date of grant. The expense associated with equity-based compensation is recognized over the requisite service period using the straight-line method. We issue new shares of common stock upon the exercise of stock options and vesting of restricted stock units.

Income Taxes

Income taxes are provided for the tax effects of transactions reported in the consolidated financial statements and consist of taxes currently due plus deferred taxes related primarily to differences between the basis of receivables, property and equipment, and accrued liabilities for financial and income tax reporting. The deferred tax assets and liabilities represent the future tax return consequences of those differences, which will either be taxable or deductible when the assets and liabilities are recovered or settled. Deferred tax assets are reduced by a valuation allowance when, in the opinion of management, it is more likely than not that some portion or all of the deferred tax assets will not be realized. A full valuation allowance is recorded against our deferred tax assets.

We evaluate our tax positions that have been taken or are expected to be taken on income tax returns to determine if an accrual is necessary for uncertain tax positions. To date we have not recorded any liabilities for uncertain tax positions.

NEW ACCOUNTING PRONOUNCEMENTS

Refer to Note 1. Significant Accounting Policies on the accompanying notes to our consolidated financial statements for discussion about recent accounting pronouncements.

OFF BALANCE SHEET ARRANGEMENTS

We do not have any relationships with unconsolidated entities or financial partnerships, such as entities often referred to as structured finance or special purpose entities, that would have been established for the purpose of facilitating off balance sheet arrangements (as that term is defined in Item 303(a)(4)(ii) of Regulation S-K) or other contractually narrow or limited purposes. As such, we are not exposed to any financing, liquidity, market or credit risk that could arise if we had engaged in those types of relationships. We enter into guarantees in the ordinary course of business related to the guarantee of our performance and the performance of our subsidiaries.

For personal use only

SIGNIFICANT CHANGES IN THE STATE OF AFFAIRS

In the opinion of the Directors, there were no significant changes in the state of affairs of the consolidated entity during the financial period, except as otherwise noted in this report.

DIVIDENDS

We have never proposed, declared, or issued dividends on our common stock. We currently intend to retain any future earnings to finance the operation and growth of our business, and do not expect to propose, declare, or issue and dividends in the foreseeable future.

PROCEEDINGS ON BEHALF OF THE COMPANY

In the normal course of business, we are involved in various lawsuits and claims, including consumer, intellectual property and employment claims, and administrative proceedings. While the outcome of these matters cannot be predicted with certainty, we do not believe that the outcome of any of these matters, individually or in the aggregate, will have a material adverse effect on our consolidated balance sheets, operations and comprehensive loss, or cash flows.

SIGNIFICANT EVENTS SUBSEQUENT TO THE END OF THE HALF YEAR

Termination of Merger with Zip Co Limited

On July 11, 2022, Sezzle entered into a Termination Agreement (the "Termination Agreement") with Zip Co Limited ("Zip") to terminate the Agreement and Plan of Merger, dated February 28, 2022 (the "Merger Agreement"), by and among the Company, Zip, and Miyagi Merger Sub, Inc., a Delaware corporation and wholly-owned subsidiary of Zip ("Merger Sub"). Pursuant to the Termination Agreement, among other things, on July 12, 2022, Sezzle received $11 million from Zip for reimbursement of merger-related costs, the Merger Agreement and other Transaction Agreements (including the Parent Support Agreements and the Company Support Agreements, each as defined in the Merger Agreement) were terminated by mutual consent of Sezzle and Zip. As part of the Termination Agreement, Sezzle and Zip also released each other from certain claims related to or arising out of the Merger Agreement and related transactions.

Line of Credit Amendment

Effective July 31, 2022, Sezzle entered into Amendment No. 4 to Revolving Credit and Security Agreement and Amendment No. 2 to Limited Guaranty and Indemnity Agreement (the "Line of Credit Amendment"), which amends its line of credit agreement with Goldman Sachs Bank USA dated February 10, 2021. Key changes in the Line of Credit Amendment include: (a) lowering the funded amount from $125,000,000 to $64,287,183.71, (b) lowering the advance rate from 90% to 70%, (c) increasing the Class A interest rate from Adjusted SOFR plus 3.375% to Adjusted SOFR plus 4.375%, and (d) other miscellaneous administrative requirements including reporting frequency. The Line of Credit Amendment does not extend the period of modified covenants, however, this period can be extended at Goldman Sachs Bank USA's discretion.

For personal use only

For personal use only



For personal use only

Consolidated Financial Statements

(UNAUDITED)

FOR THE HALF YEAR ENDED JUNE 30, 2022





For personal use only

Independent Auditors' Review Report

For personal use only

Report of Independent Registered Public Accounting Firm

Shareholders and Board of Directors of
Sezzle Inc. and Subsidiaries
Minneapolis, MN
ARBN: 633 327 358

Results of Review of Interim Financial Statements

We have reviewed the accompanying consolidated balance sheet of Sezzle Inc. and Subsidiaries (collectively, the "Company") as of June 30, 2022, and the related consolidated statements of operations and comprehensive loss, stockholders' equity, and cash flows for the half year ended June 30, 2022 and 2021, and the related notes (collectively referred to as the interim consolidated financial statements). Based on our reviews, we are not aware of any material modifications that should be made to the accompanying interim consolidated financial statements for them to be in conformity with accounting principles generally accepted in the United States of America.

Basis for Review Results

These interim consolidated financial statements are the responsibility of the Company's management. We conducted our review in accordance with the standards of the Public Company Accounting Oversight Board (United States) (PCAOB). A review of interim financial information consists principally of applying analytical procedures and making inquiries of persons responsible for financial and accounting matters. It is substantially less in scope than an audit conducted in accordance with the standards of the PCAOB, the objective of which is the expression of an opinion regarding the financial statements taken as a whole. Accordingly, we do not express such an opinion. We are a public accounting firm registered with the PCAOB and are required to be independent with respect to the Company in accordance with the U.S. federal securities laws and the applicable rules and regulations of the Securities and Exchange Commission and the PCAOB.

Baker Tilly US, LLP

Baker Tilly US, LLP
Minneapolis, Minnesota
August 15, 2022

Consolidated Balance Sheets (unaudited)

For personal use only

	As of	
	June 30, 2022	December 31, 2021
Assets		
Current Assets		
Cash and cash equivalents	$ 62,076,421	$ 76,983,728
Restricted cash, current	1,200,228	1,886,440
Notes receivable, net	89,436,168	133,986,583
Other receivables, net	2,840,964	5,084,099
Prepaid expenses and other current assets	2,465,826	3,350,053
Total current assets	**158,019,607**	**221,290,903**
Non-Current Assets		
Internally developed intangible assets, net	1,213,170	910,584
Property and equipment, net	471,045	662,472
Operating right-of-use assets	169,395	285,865
Restricted cash, non-current	20,000	20,000
Other assets	243,237	233,752
Total Assets	**$ 160,136,454**	**$ 223,403,576**
Liabilities and Stockholders' Equity		
Current Liabilities		
Merchant accounts payable	$ 85,310,864	$ 96,516,668
Operating lease liabilities	150,138	171,959
Accrued liabilities	12,504,359	7,996,772
Other payables	4,684,034	2,874,046
Total current liabilities	**102,649,395**	**107,559,445**
Long-Term Liabilities		
Long-term debt	250,000	250,000
Operating lease liabilities, non-current	4,926	90,962
Line of credit, net of unamortized debt issuance costs of $715,602 and $1,088,869, respectively	57,084,398	77,711,131
Total Liabilities	**159,988,719**	**185,611,538**
Stockholders' Equity		
Common stock, $0.00001 par value; 750,000,000 shares authorized; 208,467,081 and 204,891,057 shares issued, respectively; 207,506,377 and 204,230,939 shares outstanding, respectively	2,077	2,044
Additional paid-in capital	174,333,629	168,338,673
Stock subscriptions: 0 and 20,729 shares subscribed, respectively	-	(18,545)
Treasury stock, at cost: 960,704 and 660,118 shares, respectively	(4,016,528)	(3,691,322)
Accumulated other comprehensive income	303,770	563,911
Accumulated deficit	(170,475,213)	(127,402,723)
Total Stockholders' Equity	**147,735**	**37,792,038**
Total Liabilities and Stockholders' Equity	**$ 160,136,454**	**$ 223,403,576**

See the accompanying Notes to the Consolidated Financial Statements.

Consolidated Statements of Operations and Comprehensive Loss (unaudited)

	For the six months ended	
	June 30, 2022	June 30, 2021
Income		
Sezzle income	$ 49,844,147	$ 45,940,901
Account reactivation fee income	7,041,853	7,474,980
Total income	**56,886,000**	**53,415,881**
Operating Expenses		
Personnel	28,701,519	27,665,389
Transaction expense	21,909,627	18,036,789
Third-party technology and data	4,105,275	2,269,630
Marketing, advertising, and tradeshows	11,545,570	3,376,009
General and administrative	11,944,124	6,289,322
Provision for uncollectible accounts	18,356,404	22,424,183
Total operating expenses	**96,562,519**	**80,061,322**
Operating Loss	**(39,676,519)**	**(26,645,441)**
Other Income (Expense)		
Net interest expense	(3,285,169)	(2,579,727)
Other income (expense), net	(73,003)	(53,905)
Loss on extinguishment of line of credit	-	(1,092,679)
Loss before taxes	**(43,034,691)**	**(30,371,752)**
Income tax expense	37,799	40,477
Net Loss	**(43,072,490)**	**(30,412,229)**
Other Comprehensive Income		
Foreign currency translation adjustment	(260,141)	503,451
Total Comprehensive Loss	**$ (43,332,631)**	**$ (29,908,778)**
Net Losses per Share:		
Basic and diluted loss per common share	$ (0.21)	$ (0.15)
Basic and diluted weighted average shares outstanding	205,871,469	197,433,425

See the accompanying Notes to the Consolidated Financial Statements.

For personal use only

Consolidated Statements of Stockholders' Equity (unaudited)

	Common Stock		Additional Paid-in Capital	Stock Subscriptions	Treasury Stock, At Cost	Accumulated Other Comprehensive Income	Accumulated Deficit	Total
	Shares	Amount						
Balance at January 1, 2021	**196,926,674**	**$ 1,970**	**$ 112,640,974**	**$ (69,440)**	**$ (875,232)**	**$ 494,505**	**$ (52,234,360)**	**$ 59,958,417**
Equity based compensation	-	-	4,513,291	-	-	-	-	4,513,291
Stock option exercises	817,300	8	251,413	-	-	-	-	251,421
Restricted stock issuances and vesting of awards	624,606	-	1,449,791	-	-	-	-	1,449,791
Conversion of liability-classified incentive awards to stockholders' equity	-	-	9,293,035	-	-	-	-	9,293,035
Stock subscriptions receivable related to stock option exercises	93,267	-	105,918	(105,918)	-	-	-	-
Stock subscriptions collected related to stock option exercises	-	-	-	131,365	-	-	-	131,365
Repurchase of common stock	(141,052)	-	-	-	(781,453)	-	-	(781,453)
Foreign currency translation adjustment	-	-	-	-	-	503,451	-	503,451
Net loss	-	-	-	-	-	-	(30,412,229)	(30,412,229)
Balance at June 30, 2021	**198,320,795**	**$ 1,978**	**$ 128,254,422**	**$ (43,993)**	**$ (1,656,685)**	**$ 997,956**	**$ (82,646,589)**	**$ 44,907,089**

	Common Stock		Additional Paid-in Capital	Stock Subscriptions	Treasury Stock, At Cost	Accumulated Other Comprehensive Income	Accumulated Deficit	Total
	Shares	Amount						
Balance at January 1, 2022	**204,230,939**	**$ 2,044**	**$ 168,338,673**	**$ (18,545)**	**$ (3,691,322)**	**$ 563,911**	**$ (127,402,723)**	**$ 37,792,038**
Equity based compensation	-	-	4,204,891	-	-	-	-	4,204,891
Stock option exercises	1,255,435	13	98,020	-	-	-	-	98,033
Restricted stock issuances and vesting of awards	976,839	10	1,386,225	-	-	-	-	1,386,235
Stock subscriptions receivable related to stock option exercises	1,343,750	13	305,820	(305,833)	-	-	-	-
Stock subscriptions collected related to stock option exercises	-	-	-	324,378	-	-	-	324,378
Repurchase of common stock	(300,586)	(3)	-	-	(325,206)	-	-	(325,209)
Foreign currency translation adjustment	-	-	-	-	-	(260,141)	-	(260,141)
Net loss	-	-	-	-	-	-	(43,072,490)	(43,072,490)
Balance at June 30, 2022	**207,506,377**	**$ 2,077**	**$ 174,333,629**	**$ -**	**$ (4,016,528)**	**$ 303,770**	**$ (170,475,213)**	**$ 147,735**

See the accompanying Notes to the Consolidated Financial Statements.

For personal use only

Consolidated Statements of Cash Flows (unaudited)

	For the six months ended	
	June 30, 2022	June 30, 2021
Operating Activities:		
Net loss	$ (43,072,490)	$ (30,412,229)
Adjustments to reconcile net loss to net cash provided from (used for) operating activities:		
Depreciation and amortization	442,612	339,060
Provision for uncollectible accounts	18,356,404	22,424,183
Provision for other uncollectible receivables	5,081,800	2,505,818
Equity based compensation and restricted stock vested	5,591,126	5,963,082
Amortization of debt issuance costs	373,267	310,475
Loss on extinguishment of line of credit	-	1,092,679
Impairment losses on long-lived assets	7,811	-
Changes in operating assets and liabilities:		
Notes receivable	26,099,737	(41,177,192)
Other receivables	(2,838,928)	(3,043,228)
Prepaid expenses and other assets	839,844	(1,394,247)
Merchant accounts payable	(11,137,361)	27,836,978
Other payables	1,853,858	2,197,599
Accrued liabilities	4,514,341	7,806,819
Operating leases	8,587	(40,496)
Net Cash Provided from (Used for) Operating Activities	**6,120,608**	**(5,590,699)**
Investing Activities:		
Purchase of property and equipment	(20,919)	(308,873)
Internally developed intangible asset additions	(547,733)	(363,419)
Net Cash Used for Investing Activities	**(568,652)**	**(672,292)**
Financing Activities:		
Payments on long term debt	-	(1,220,332)
Proceeds from line of credit	5,000,000	26,666,667
Payments to line of credit	(26,000,000)	(45,666,667)
Payments of debt issuance costs	-	(1,697,705)
Payment of debt extinguishment costs	-	(1,000,000)
Proceeds from stock option exercises	98,033	251,421
Stock subscriptions collected related to stock option exercises	324,378	131,365
Repurchase of common stock	(325,209)	(781,453)
Net Cash Used for Financing Activities	**(20,902,798)**	**(23,316,704)**
Effect of exchange rate changes on cash	(242,677)	502,735
Net decrease in cash, cash equivalents, and restricted cash	(15,350,842)	(29,579,695)
Cash, cash equivalents, and restricted cash, beginning of year	78,890,168	89,103,903
Cash, cash equivalents, and restricted cash, end of period	**$ 63,296,649**	**$ 60,026,943**
Noncash investing and financing activities:		
Lease liabilities arising from obtaining right-of-use assets	-	142,597
Conversion of liability-classified incentive awards to stockholder's equity	-	9,293,035
Supplementary disclosures:		
Interest paid	2,995,626	2,579,591
Income taxes paid	18,769	4,575

See the accompanying Notes to the Consolidated Financial Statements.

For personal use only

For personal use only



For personal use only

Notes to the Consolidated Financial Statements

(UNAUDITED)

FOR THE HALF YEAR ENDED JUNE 30, 2022



For personal use only



NOTE 1. SIGNIFICANT ACCOUNTING POLICIES

Basis of Presentation and Principles of Consolidation

These unaudited consolidated financial statements are prepared and presented in accordance with accounting principles generally accepted in the United States of America ("U.S. GAAP") and the rules and regulations of the Securities and Exchange Commission ("SEC") applicable to interim financial statements. While these consolidated financial statements and the accompanying notes thereof reflect all normal recurring adjustments that are, in the opinion of management, necessary for fair presentation of the results of the interim period, they do not include all of the information and footnotes required by U.S. GAAP for complete consolidated financial statements. These consolidated financial statements and their accompanying notes should be read in conjunction with the consolidated financial statement disclosures in our 2021 annual consolidated financial statements. Operating results reported for the six months ended June 30, 2022 might not be indicative of the results for any subsequent period or the entire year ending December 31, 2022.

Sezzle Inc. (the "Company" or "Sezzle") uses the same accounting policies in preparing quarterly and annual consolidated financial statements. The Company consolidates the accounts of subsidiaries for which it has a controlling financial interest. The accompanying consolidated financial statements include all the accounts and activity of Sezzle Inc. and its wholly-owned subsidiaries. All intercompany balances and transactions are eliminated in consolidation.

Segments

We conduct our operations through a single operating segment and, therefore, one reportable segment. There are no significant concentrations by state or geographical location, nor are there any significant individual customer concentrations by balance.

Fair Value

Fair values are based on the price that would be received to sell an asset or paid to transfer a liability in an orderly transaction between market participants at the measurement date (i.e. an exit price). The accounting guidance includes a fair value hierarchy that prioritizes the inputs to valuation techniques used to measure fair value. The three levels of the fair value hierarchy are as follows:

- Level 1 — Unadjusted quoted prices for identical assets or liabilities in active markets;
- Level 2 — Inputs other than quoted prices in active markets for identical assets and liabilities that are observable either directly or indirectly for substantially the full term of the asset or liability; and
- Level 3 — Unobservable inputs for the asset or liability, which include management's own assumption about the assumptions market participants would use in pricing the asset or liability, including assumptions about risk.

The Company measures the value of its money market securities on a regular basis. The fair value of its money market securities, totaling $3,290,513 and $6,408,389 as of June 30, 2022 and December 31, 2021, respectively, are based on Level 1 inputs and are included within cash and cash equivalents on the consolidated balance sheets.

For personal use only

For personal use only

Impairment of Long-Lived Assets

The Company reviews the carrying value of long-lived assets, which includes property, equipment, and internally developed intangible assets, for impairment whenever events and circumstances indicate that the assets' carrying value may not be recoverable from the future cash flows expected to result from its use and eventual disposition. In cases where undiscounted expected future cash flows are less than the carrying value, an impairment loss is recognized equal to an amount by which the carrying value exceeds the fair value of assets. The factors considered by management in performing this assessment include current operating results, trends, and prospects; the manner in which the asset is used; and the effects of obsolescence, demand, competition, and other economic factors.

Impairment costs are recorded in general and administrative within operating expenses in the consolidated statements of operations and comprehensive loss. Impairment losses were not material for the six months ended June 30, 2022 and 2021.

Subsequent Events

The Company has evaluated events and transactions occurring subsequent to the consolidated balance sheet as of June 30, 2022 for items that should potentially be recognized or disclosed in these consolidated financial statements. The evaluation was conducted through the date these consolidated financial statements were issued.

Liquidity and Financial Condition

The Company meets its liquidity requirements primarily through proceeds from its line of credit, of which it is subject to various covenants. During the year ended December 31, 2021, the Company incurred net losses from its operations, which if continued at the same level in future periods would result in the breach of one or more of such line of credit covenants. The Company's line of credit is a significant component of its working capital management.

On February 25, 2022 the Company amended its existing line of credit covenants as disclosed in Note 7. Line of Credit within the notes to the consolidated financial statements. On March 10, 2022, we undertook a workforce reduction to provide us with annualized cost savings. We have also scaled back international operations, restructured contracts with certain merchants and partners, and phased-in the introduction of Sezzle Premium, a paid subscription service for users to access large, non-integrated merchants for a monthly or annual fee.

Management believes that the implementation of these plans will allow the Company to continue as a going concern through at least August 15, 2023.

There are no assurances that the Company's implementation of these efforts will be successful, or that the degree of success will be sufficient to meet its current operating costs and requirements under its line of credit covenants. If the Company is unable to increase its profitability and liquidity, it may not be able to fund its ongoing operations.

The accompanying consolidated financial statements assume that the Company will continue as a going concern and have been prepared on the basis of the realization of assets and the satisfaction of liabilities and commitments in the normal course of business. The accompanying consolidated financial statements do not include any adjustments to the recoverability and classifications of recorded assets and liabilities as a result of uncertainties.

Reclassifications

Certain prior period amounts have been reclassified to conform with the current period presentation format. These reclassifications had no effect on operating loss or total comprehensive loss.

Recent Accounting Pronouncements

In March 2022, the Financial Accounting Standards Board ("FASB") issued Accounting Standard Update ("ASU") No. 2022-02, "Financial Instruments – Credit Losses: Troubled Debt Restructurings and Vintage Disclosures" which requires an entity disclose current-period gross writeoffs by year of origination for financing receivables and net investments in leases within the scope of Subtopic 326-20, Financial Instruments—Credit Losses—Measured at Amortized Cost. As a smaller reporting company, Sezzle plans to adopt this standard beginning January 1, 2023 in conjunction with ASU 2016-13. At that time, Sezzle will include this additional disclosure within its vintage disclosures required for public business entities in accordance with paragraph 326-20-50-6, which requires that an entity disclose the amortized cost basis of financing receivables by credit-quality indicator and class of financing receivable by year of origination.

None of the other recent accounting pronouncements issued by the FASB during the six months ended June 30, 2022 are within scope for the Company; therefore, it does not expect any of the other recent accounting pronouncements issued to have a material effect on the Company's consolidated financial statements.

NOTE 2. TOTAL INCOME

Sezzle Income

Sezzle income as disclosed within the consolidated statements of operations and comprehensive loss is comprised of merchant fees and rescheduled payment fees, less note origination costs.

Sezzle earns its income primarily from fees paid by merchants in exchange for Sezzle's payment processing services. These fees are applied to the underlying sales to consumers passing through the Company's platform and are predominantly based on a percentage of the consumer order value plus a fixed fee per transaction. Consumer installment payment plans typically consist of four installments, with the first payment made at the time of purchase and subsequent payments coming due every two weeks thereafter. Consumers are allowed to reschedule their initial installment one time without incurring a reschedule fee and the principal of a rescheduled payment is not considered to be delinquent. If consumers reschedule a payment more than once in the same order cycle they are subject to a reschedule fee. Note origination costs are comprised of costs paid to third-parties to obtain data for underwriting consumers which result in a successful transaction. Such costs which result in a declined order are recorded within third-party technology and data on the consolidated statements of operations and comprehensive loss.

Sezzle income is initially recorded as a reduction to notes receivable, net, within the consolidated balance sheets. Sezzle income is then recognized over the average duration of the note using the effective interest rate method. Total Sezzle income to be recognized over the duration of existing notes receivable outstanding was $4,059,100 and $5,240,919 as of June 30, 2022 and December 31, 2021, respectively. Total Sezzle income recognized was $49,844,147 and $45,940,901 for the six months ended June 30, 2022 and 2021, respectively. Sezzle income in the fourth quarter has historically been strongest for the Company, in line with consumer spending habits during the holiday shopping season.

For personal use only

Account Reactivation Fee Income

Sezzle also earns income from consumers in the form of account reactivation fees. These fees are assessed to consumers who fail to make a timely payment. Sezzle allows, at a minimum and subject to state jurisdiction regulation, a 48-hour waiver period where fees are dismissed if the installment is paid by the consumer. Account reactivation fees are recognized at the time the fee is charged to the consumer, less an allowance for uncollectible amounts. Account reactivation fee income recognized totaled $7,041,853 and $7,474,980 for the six months ended June 30, 2022 and 2021, respectively.

NOTE 3. NOTES RECEIVABLE

Sezzle's notes receivable comprise outstanding consumer principal and reschedule fees that Sezzle reasonably expects to collect from its consumers. As of June 30, 2022 and December 31, 2021, Sezzle's notes receivable, related allowance for uncollectible accounts, and deferred net origination fees are recorded within the consolidated balance sheets as follows:

As of	June 30, 2022	December 31, 2021
Notes receivable, gross	$ 108,620,169	$ 162,341,675
Less allowance for uncollectible accounts:		
Balance at beginning of year	(23,114,173)	(11,133,146)
Provision	(18,356,404)	(52,621,682)
Charge-offs, net of recoveries totaling $2,845,750 and $6,153,728, respectively	26,345,676	40,640,655
Total allowance for uncollectible accounts	(15,124,901)	(23,114,173)
Notes receivable, net of allowance	93,495,268	139,227,502
Deferred Sezzle income	(4,059,100)	(5,240,919)
Notes receivable, net	**$ 89,436,168**	**$ 133,986,583**

Sezzle maintains an allowance for uncollectible accounts at a level necessary to absorb estimated probable losses on principal and reschedule fee receivables from consumers. Any amounts delinquent after 90 days are charged-off with an offsetting reversal of the allowance for doubtful accounts through the provision for uncollectible accounts. Additionally, amounts identified as no longer collectible—such as when a consumer becomes deceased or bankrupt—are charged off immediately. Principal payments recovered after the 90 day charge-off period are recognized as a reduction to the allowance for uncollectible accounts in the period the receivable is recovered. Sezzle has not changed the methodology for estimating its allowance for uncollectible accounts during the six months ended June 30, 2022.

Sezzle uses its judgment to evaluate the allowance for uncollectible accounts based on current economic conditions and historical performance of consumer payments. The historical vintages are grouped into semi-monthly populations for purposes of the allowance assessment. The balances of historical cumulative charge-offs by vintage support the calculation for estimating the allowance for uncollectible accounts for vintages outstanding less than 90 days.

Sezzle estimates the allowance for uncollectible accounts by segmenting consumer accounts receivable by the number of days balances are delinquent. Balances that are at least one day past the initial due date are considered delinquent. Balances that are not delinquent are considered current. Consumer notes receivable are charged-off following the passage of 90 days without receiving a qualifying payment, upon notice of bankruptcy, or death. Consumers are allowed to reschedule a payment one time without incurring a reschedule fee and the principal of a rescheduled payment is not considered to be delinquent. If consumers reschedule a payment more than once in the same order cycle they are subject to a reschedule fee.

For personal use only

NOTE 3. NOTES RECEIVABLE (CONTINUED)

Deferred Sezzle income is comprised of unrecognized merchant fees and consumer reschedule fees net of direct note origination costs, which are recognized over the duration of the note with the consumer and are recorded as an offset to Sezzle income on the consolidated statements of operations and comprehensive loss. Sezzle's notes receivable had a weighted average days outstanding of 34 days, consistent with the prior year's duration.

The following table summarizes Sezzle's gross notes receivable and related allowance for uncollectible accounts as of June 30, 2022 and December 31, 2021:

As of	June 30, 2022			December 31, 2021		
	Gross Receivables	Less Allowance	Net Receivables	Gross Receivables	Less Allowance	Net Receivables
Current	$ 92,234,955	$ (3,592,064)	$ 88,642,891	$ 139,024,393	$ (7,989,217)	$ 131,035,176
Days past due:						
1-28	7,171,333	(3,209,986)	3,961,347	12,263,154	(5,126,611)	7,136,543
29-56	4,334,585	(3,575,422)	759,163	5,266,164	(4,267,236)	998,928
57-90	4,879,296	(4,747,429)	131,867	5,787,964	(5,731,109)	56,855
Total	**$ 108,620,169**	**$ (15,124,901)**	**$ 93,495,268**	**$ 162,341,675**	**$ (23,114,173)**	**$ 139,227,502**

NOTE 4. OTHER RECEIVABLES

As of June 30, 2022 and December 31, 2021, the balance of other receivables, net, on the consolidated balance sheets is comprised of the following:

As of	June 30, 2022	December 31, 2021
Account reactivation fees receivable, net	$ 441,314	$ 1,325,443
Receivables from merchants, net	2,399,650	3,758,656
Other receivables, net	**$ 2,840,964**	**$ 5,084,099**

Account reactivation fees are applied to principal installments that are delinquent for more than 48 hours (or longer depending on the regulations within a specific state jurisdiction) after the scheduled installment payment date. Any account reactivation fees associated with a delinquent payment are considered to be the same number of days delinquent as the principal payment. Account reactivation fees receivable, net, is comprised of outstanding account reactivation fees that Sezzle reasonably expects to collect from its consumers.

As of June 30, 2022 and December 31, 2021, Sezzle's account reactivation fees receivable and related allowance for uncollectible accounts are recorded within the consolidated balance sheets as follows:

As of	June 30, 2022	December 31, 2021
Account reactivation fees receivable, gross	$ 1,921,646	$ 3,016,514
Less allowance for uncollectible accounts:		
Balance at start of period	(1,691,071)	(1,071,588)
Provision	(4,757,794)	(6,128,851)
Charge-offs, net of recoveries totaling $700,698 and $1,273,319, respectively	4,968,533	5,509,368
Total allowance for uncollectible accounts	(1,480,332)	(1,691,071)
Account reactivation fees receivable, net	**$ 441,314**	**$ 1,325,443**

For personal use only

For personal use only

Sezzle maintains the allowance at a level necessary to absorb estimated probable losses on consumer account reactivation fee receivables. Any amounts delinquent after 90 days are charged-off with an offsetting reversal of the allowance for doubtful accounts through the provision for uncollectible accounts. Additionally, amounts identified as no longer collectible—such as when a consumer becomes deceased or bankrupt—are charged off immediately. Payments recovered after the 90 day charge-off period are recognized as a reduction to the allowance for uncollectible accounts in the period the receivable is recovered. Sezzle has not changed the methodology for estimating its allowance for uncollectible accounts during the six months ended June 30, 2022.

Receivables from merchants primarily represent merchant fees receivable for orders settled with the Sezzle Virtual Card solution. Such receivables totaled $2,343,461 and $3,738,765 as of June 30, 2022 and December 31, 2021, respectively. Virtual card transactions are settled with the merchant for the full purchase price at the point of sale and Sezzle separately invoices the merchant for the merchant fees due to Sezzle.

Additionally, the Company had other receivables from merchants, net, which totaled $56,189 and $19,891 as of June 30, 2022 and December 31, 2021, respectively. During the six months ended June 30, 2022 and 2021, the Company recorded direct write-downs of $324,006 and $455,182, respectively, related to these other receivables from merchants which are included in transaction expense on the consolidated statements of operations and comprehensive loss. Such write-downs are also included in the provision for uncollectible other receivables on the consolidated statements of cash flows.

NOTE 5. LEASES

Sezzle is currently entered into operating leases for its corporate office spaces in the United States, Canada, India, Lithuania, and Brazil. Total lease expense incurred for the six months ended June 30, 2022 and 2021 was $218,444 and $275,427, respectively. Lease expense is recognized within general and administrative on the consolidated statements of operations and comprehensive loss. Cash payments for leases totaled $185,916 and $290,429 for the six months ended June 30, 2022 and 2021, respectively.

Right-of-use assets and lease liabilities are recognized as of the commencement date based on the present value of the remaining lease payments over the lease term which includes renewal periods that the Company is reasonably certain to exercise. Right-of-use assets and lease liabilities are recorded within current assets and liabilities, respectively, on the consolidated balance sheets. The Company has elected not to recognize right-of-use assets and lease liabilities on short-term leases with terms of one year or less.

The expected maturity of the Company's operating leases as of June 30, 2022 is as follows:

2022	$	84,218
2023		78,142
2024		3,959
Interest		(11,255)
Present value of lease liabilities	**$**	**155,064**

As of June 30, 2022, the weighted average remaining term of the Company's operating leases is 1.0 year and its weighted average discount rate for all operating leases is 5.25%. As of December 31, 2021, the weighted average remaining term of the Company's operating leases was 1.5 years and its weighted average discount rate for all operating leases was 5.25%. As of June 30, 2022, Sezzle has not entered into any lease agreements that contain residual value guarantees or financial covenants.

NOTE 6. MERCHANT ACCOUNTS PAYABLE

Sezzle offers its merchants an interest bearing program in which merchants may defer payment from the Company in exchange for interest. Merchant accounts payable in total were $85,310,864 and $96,516,668 as of June 30, 2022 and December 31, 2021, respectively, as disclosed in the consolidated balance sheets. Of these amounts, $69,995,269 and $78,097,910 were recorded within the merchant interest program balance as of June 30, 2022 and December 31, 2021, respectively.

Effective March 1, 2022, deferred payments retained in the program bear interest at the Secured Overnight Financing Rate ("SOFR") plus three percent on an annual basis, compounding daily. Prior to that, deferred payments retained in the program bore interest at the LIBOR daily (3 month) rate plus three percent on an annual basis, compounding daily. The weighted average annual percentage yield was 3.23% and 3.26% for the six months ended June 30, 2022 and 2021, respectively. Interest expense associated with the program totaled $1,188,537 and $1,046,067 for the six months ended June 30, 2022 and 2021, respectively.

Deferred payments are due on demand, up to $250,000 during any seven day period, at the request of the merchant. Any request larger than $250,000 is honored after 7 days. Sezzle reserves the right to impose additional limits on the program and make changes to the program without notice or limits. These limits and changes to the program can include but are not limited to: maximum balances, withdrawal amount limits, and withdrawal frequency.

NOTE 7. LINE OF CREDIT

The Company had an outstanding line of credit balance of $57,800,000 as of June 30, 2022, recorded within line of credit, net, as a non-current liability on the consolidated balance sheets. As of June 30, 2022, Sezzle had pledged $83,406,289 of eligible notes receivable and had an unused borrowing capacity of $10,052,867.

For the six months ended June 30, 2022 and 2021, interest expense relating to the utilization of its lines of credit was $1,626,038 and $987,331, respectively. Interest expense relating to unused daily amounts was $169,108 and $249,617 for the six months ended June 30, 2022 and 2021, respectively. Interest expense recorded for the amortization of debt issuance costs related to its line of credit totaled $373,267 and $310,475 for the six months ended June 30, 2022 and 2021, respectively.

Effective January 1, 2022, the Company amended its Revolving Credit and Security Agreement, dated as of February 10, 2021, as amended (the "2021 Credit Agreement" and, such amendment, the "January Credit Agreement Amendment"), which was entered into by Sezzle Funding SPE II, LLC, a wholly owned indirect subsidiary of Sezzle (the "Borrower"), Goldman Sachs Bank USA (the "Class A senior lender"), and Bastion Consumer Funding II LLC and Bastion Funding IV LLC (the "Class B mezzanine lenders"). The January Credit Agreement replaced references to LIBOR with the U.S. Federal Reserve's Secured Overnight Financing Rate ("SOFR") plus a spread adjustment of 0.262% (collectively, "Adjusted SOFR"). The 2021 Credit Agreement carries an interest rate of Adjusted SOFR+3.375% and Adjusted SOFR+10.689% (the Adjusted SOFR floor rate is set at 0.25%) for funds borrowed from the Class A senior lender and the Class B mezzanine lenders, respectively. As of June 30, 2022, the weighted average interest rate was 6.70%.

For personal use only

On February 25, 2022, the Company entered into an additional amendment (the "February Credit Agreement Amendment") to the 2021 Credit Agreement. As part of the February Credit Agreement Amendment, certain definitions and events of default under the 2021 Credit Agreement were amended to clarify the terms of applicable cure periods, involving replacement of the servicer and a required change in the level of availability and data exchanged with the backup servicer.

On February 25, 2022, the Company entered into Amendment No. 1 (the "Limited Guaranty Amendment") to that certain Limited Guaranty and Indemnity Agreement, dated as of February 10, 2021, by and among the Company (as "Limited Guarantor" thereunder) and the Administrative Agent (the "Limited Guaranty"). The Limited Guaranty Amendment adjusted and provided alternatives for certain Limited Guarantor financial covenant measurement thresholds and required certain Limited Guarantor compliance reporting obligations during a defined modification period. The modification period ended upon the termination of the Zip Merger on July 11, 2022.

NOTE 8. COMMITMENTS AND CONTINGENCIES

Merchant Contract Obligations

The Company has entered into several agreements with third-parties in which Sezzle will reimburse these third-parties for mutually agreed upon co-branded marketing and advertising costs. As of June 30, 2022 and December 31, 2021, the Company had outstanding agreements that stipulate Sezzle will commit to spend up to approximately $26.4 million and $35.1 million, respectively, in marketing and advertising spend in future periods. These agreements generally have contractual terms ranging from one to three years.

Expenses incurred relating to these agreements totaled $10,452,012 and $2,459,561 for the six months ended June 30, 2022 and 2021, respectively. These expenses are included within marketing, advertising, and tradeshows on the consolidated statements of operations and comprehensive loss. Sezzle had $83,333 recorded as a prepaid expense related to these agreements in the consolidated balance sheets as of both June 30, 2022 and December 31, 2021.

Certain agreements also contain provisions that may require payments by the Company and are contingent on Sezzle and/or the third party meeting specified criteria, such as achieving volume targets and implementation benchmarks. As of June 30, 2022 and December 31, 2021, the Company had outstanding agreements that stipulate Sezzle may spend approximately $0.2 million and $6.7 million, respectively, in future periods if such criteria are met.

NOTE 9. NET LOSS PER SHARE

The computation for basic net loss per share is established by dividing net losses for the period by the weighted average shares outstanding during the reporting period, including repurchases carried as treasury stock. Diluted net loss per share is computed in a similar manner, with the weighted average shares outstanding increasing from the assumed exercise of employee stock options (including options classified as liabilities) and assumed vesting of restricted stock units (if dilutive). Given the Company is in a loss position, the impact of including assumed exercises of stock options and vesting of restricted stock units would have an anti-dilutive impact on the calculation of diluted net loss per share and, accordingly, diluted and basic net loss per share were equal for the six months ended June 30, 2022 and 2021.

For personal use only

NOTE 10. SUBSEQUENT EVENTS

Termination of Merger with Zip Co Limited

On July 11, 2022, Sezzle entered into a Termination Agreement (the "Termination Agreement") with Zip Co Limited ("Zip") to terminate the Agreement and Plan of Merger, dated February 28, 2022 (the "Merger Agreement"), by and among the Company, Zip, and Miyagi Merger Sub, Inc., a Delaware corporation and wholly-owned subsidiary of Zip ("Merger Sub"). Pursuant to the Termination Agreement, among other things, on July 12, 2022, Sezzle received $11 million from Zip for reimbursement of merger-related costs, the Merger Agreement and other Transaction Agreements (including the Parent Support Agreements and the Company Support Agreements, each as defined in the Merger Agreement) were terminated by mutual consent of Sezzle and Zip. As part of the Termination Agreement, Sezzle and Zip also released each other from certain claims related to or arising out of the Merger Agreement and related transactions.

Line of Credit Amendment

Effective July 31, 2022, Sezzle entered into Amendment No. 4 to Revolving Credit and Security Agreement and Amendment No. 2 to Limited Guaranty and Indemnity Agreement (the "Line of Credit Amendment"), which amends its line of credit agreement with Goldman Sachs Bank USA dated February 10, 2021. Key changes in the Line of Credit Amendment include: (a) lowering the funded amount from $125,000,000 to $64,287,183.71, (b) lowering the advance rate from 90% to 70%, (c) increasing the Class A interest rate from Adjusted SOFR plus 3.375% to Adjusted SOFR plus 4.375%, and (d) other miscellaneous administrative requirements including reporting frequency. The Line of Credit Amendment does not extend the period of modified covenants, however, this period can be extended at Goldman Sachs Bank USA's discretion.

For personal use only

For personal use only



Corporate Directory

For personal use only

DIRECTORS

Charlie Youakim
Executive Chairman and Chief Executive Officer – USA

Paul Paradis
Executive Director and President – USA

Paul Purcell
Independent Non-Executive Director – USA

Kathleen Pierce-Gilmore
Independent Non-Executive Director – USA

Paul Lahiff
Independent Non-Executive Director – Australia

Mike Cutter
Independent Non-Executive Director - Australia

COMPANY SECRETARY

Justin Clyne
Australia (Company Secretary – ASX Compliance)

REGISTERED OFFICE AND PRINCIPAL PLACE OF BUSINESS

UNITED STATES

REGISTERED OFFICE:
A Registered Agent Inc.
Suite 8A, 8 The Green
City of Dover, Kent County
Delaware 19901, USA

PRINCIPAL PLACE OF BUSINESS:
251 N 1st Ave N, Suite 200
Minneapolis, MN 55401, USA
Tel: + 1 651 504 5402

AUSTRALIA

REGISTERED OFFICE AND PRINCIPAL PLACE OF BUSINESS:
Level 6
22 Pit Street
Sydney NSW 2000
Tel: + 61 2 9048 8856

AUDITORS

Baker Tilly US, LLP
225 South 6th Street, Suite 2300
Minneapolis, MN 55402

Tel: + 1 612 876 4500
www.bakertilly.com

SHARE REGISTRY

COMPUTER SHARE INVESTOR SERVICES PTY LIMITED

Yarra Falls
452 Johnston Street
Abbotsford VIC 3067
Tel: + 61 3 9415 5000
www.computershare.com/au
Australia

SOLICITORS

SQUIRE PATTON BOGGS

AUSTRALIA:
Level 17
Aurora Place
88 Phillip Street
Sydney NSW 2000

Tel: + 61 2 8248 7888
www.squirepattonboggs.com

EMAIL

investors@sezzle.com

WEBSITE

www.sezzle.com

ASX CODE

SZL


For personal use only
sezzle
The way forward.