AnnualREPORT

AUSWIDE BANK LTD | AUSWIDEBANK.COM.AU

For personal use only

AUSWIDE BANK

For personal use only

Ron Hancock

Proud founder of Auswide Bank

Proudly serving the Bundaberg community for over 57 years.

We are deeply saddened by the passing of Ron Hancock OAM earlier in the year. Ron's leadership and dedication left a lasting impact on Auswide Bank, and his unwavering commitment to excellence and integrity shaped our success and inspired everyone who had the privilege of working with him.

Ron started the Burnett Permanent Building Society in 1966 with the goal of providing customers an alternative to the big banks. It went on to become Wide Bay Capricorn Building Society and after many amalgamations, the organisation became Wide Bay Australia and now Auswide Bank.

Ron retired from Auswide Bank in 2013 after 46 years with the organisation.

Ron will be remembered not only for being our founder and former Managing Director, but also for the love and respect he showed for the Bundaberg and Queensland communities.

AUSWIDE BANK

Contents

3 ABOUT AUSWIDE BANK

4 2024 FINANCIAL PERFORMANCE

5 2024 PERFORMANCE CHARTS

7 CHAIR AND MANAGING DIRECTOR'S REPORT

11 SUSTAINABILITY OUR APPROACH

12 WORKFORCE EMPOWERMENT AND CAPABILITY

13 CLIMATE CHANGE, SUSTAINABLE FINANCE, AND ENVIRONMENT

14 DATA PROTECTION AND GOVERNANCE

15 DIGITAL TRANSFORMATION AND PARTNERSHIP

16 COMMUNITY SUPPORT AND INVOLVEMENT

19 CUSTOMER EXPERIENCE AND PRODUCT RESPONSIBILITY

20 SUPPORTING ECONOMIC AND CUSTOMER RESILIENCE

21 LEADERSHIP AND GOVERNANCE

22 BOARD OF DIRECTORS

24 EXECUTIVE MANAGEMENT TEAM

26 CORPORATE PLAN OVERVIEW

27 FINANCIAL REPORT

We acknowledge the Traditional Owners of the lands on which we operate and pay our respects to Elders past and present, and to emerging community leaders. We also acknowledge the important role Aboriginal and Torres Strait Islander peoples continue to play within the communities in which Auswide Bank operates and where our team members reside.

For personal use only

Home is the foundation where
love, hope, and dreams take shape.

For personal use only

For personal use only

About Auswide Bank

SMALL THINGS. BIG DIFFERENCE

Est. in 1966

Our Mission

To demonstrate the 'power of small' by placing our customers at the centre of everything we do.

Our Vision

To be the Bank that our customers, staff and partners want their friends, family and colleagues to bank with.

CORE SERVICES

- Home Loans
- Personal Loans
- Credit Cards
- Payments
- Deposit Solutions
- Insurance
- Internet Banking and App

FINANCIAL STATUS*

$3.686b CUSTOMER DEPOSITS

$4.429b IN LOAN BOOK ASSETS

MAJOR STRATEGIC PARTNERSHIP

National Seniors AUSTRALIA

AWARDS

mozo EXPERTS CHOICE AWARD 2024 INVESTOR HOME LOAN

mozo EXPERTS CHOICE AWARD 2024 LOW COST HOME LOAN

mozo EXPERTS CHOICE AWARD 2024 OFFSET HOME LOAN

STAFF ENGAGEMENT SCORE OF 96

DISTRIBUTION

ONLINE INTERNET BANKING AND APP

STRONG BROKER NETWORK

AUSWIDE BANK PRIVATE BANK | PRIVATE BANKING

16 BRANCHES

*as at 30 June 2024

Financial Performance

2024

For personal use only

Performance

Conservative and risk-based approach to growth

STATUTORY NPAT
$11.231m
55.2%

LOAN BOOK
$4.429b[1]
$26m

COST TO INCOME RATIO
79.9%
14.9%

NET INTEREST MARGIN
142BPS
46BPS on FY23

UNDERLYING NPAT[2]
$10.283m
59.0%

CUSTOMER DEPOSITS
$3.686b
$272m growth

STATUTORY EPS
24.2CPS
31.4CPS

STATUTORY ROE
3.9%
from 8.7%

TOTAL DIVIDEND
22.0CPS
21.0CPS

UNDERLYING ROE[2]
3.6%
from 8.7%

[1] Including investments in Managed Investment Schemes (MISs) reported in Financial Assets on the Balance Sheet.
[2] Difference between Statutory and Underlying NPAT and ROE in FY24 arose as a result of a gain on the sale of the investment in FAMG of ($1.108m) and $0.160m for professional fees relating to potential M&A activities.

Performance Charts

2024

For personal use only

STATUTORY NPAT

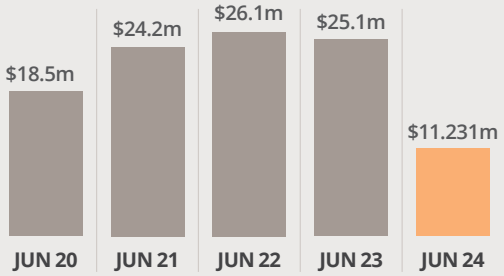

NET INTEREST REVENUE

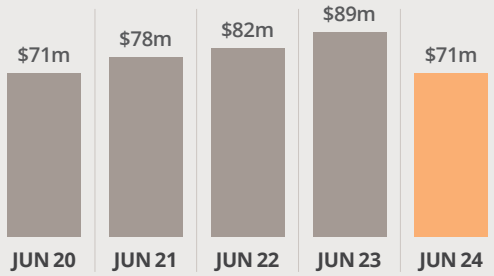

NET INTEREST MARGIN

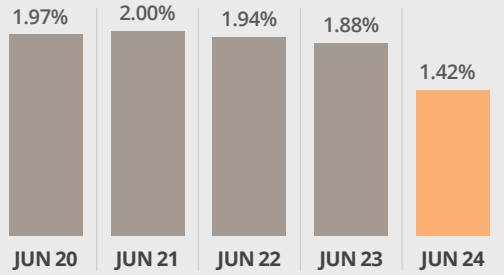

LOAN BOOK

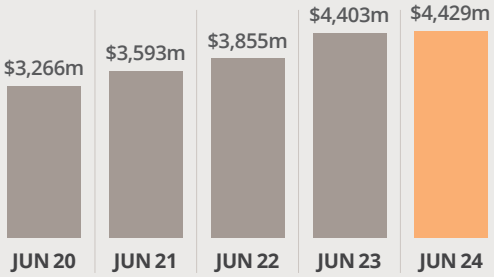

STATUTORY EARNINGS PER SHARE (CPS)

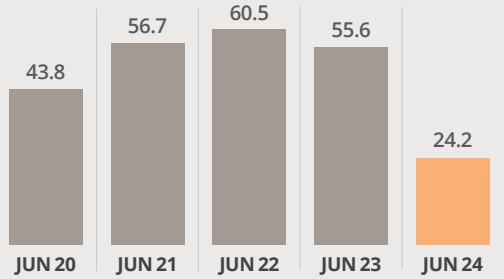

COST TO INCOME RATIO

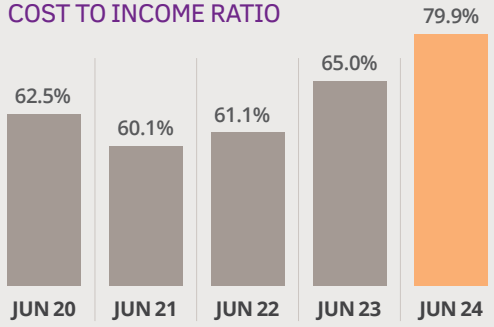

CUSTOMER DEPOSITS

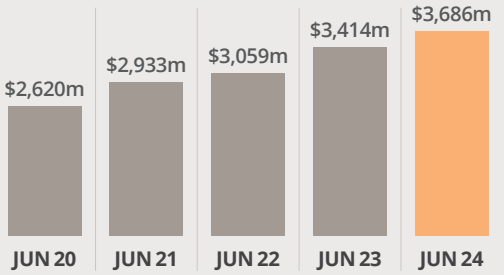

CAPITAL ADEQUACY RATIO

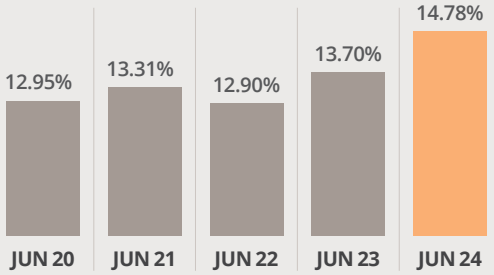

For personal use only

Auswide Bank remained committed to offering customers flexible and competitive products.

Chair and Managing Director's Report

RESILIENCE AND ADAPTABILITY

For personal use only

Reflecting on 2024, Auswide Bank has demonstrated resilience and adaptability in a challenging economic environment. Despite market uncertainties and evolving regulations, we are well-positioned to achieve our goals and navigate future opportunities with confidence.

Operating performance

- The statutory consolidated Net Profit After Tax (NPAT) was $11.231 million, down 55.20% from $25.067 million the previous year. This was due to increased home loan competition and changing customer deposit behaviour. Rising wholesale funding costs also impacted the Net Interest Margin (NIM), which decreased from 1.88% to 1.42%. Margins are expected to improve as the fixed rate portfolio matures.
- Auswide Bank took a conservative approach to growth over the course of the year, experiencing annualised loan book growth of 5.5% across the 2H FY24 after marginal decline in 1H FY24. During a period where market conditions remained challenged, Auswide pursued stability, risk management and sustainable growth over rapid expansion, resulting in a conservative loan book across the year. The loan book grew from $4.403b at 30 June 2023 to $4.429b at 30 June 2024, an increase of $26m.
- Customer deposits grew by $272m million to reach $3.686b at year's end, an increase of 7.97%.
- Funding from customer deposits through our branches, partnerships and online capabilities represented 75.34% of total funding. This has allowed us to continue to reduce our reliance on more expensive funding lines, such as securitisation.
- At 30 June 2024, mortgage loan arrears greater than 30 days sat at just 0.20%, which is favourable in comparison to the Bank's peers.
- Operating expenses over the year were tightly controlled with a 1.0% increase on the prior year, despite increases in personnel, technology, cyber security, fraud management and detection and compliance costs.
- Cost management remains a top priority for the Board and management, while ensuring capital and operating expenses align with regulatory compliance, improved productivity, risk management, customer experience, and key investments.
- Capital remains strong and provides the capacity for loan book growth and investment opportunities into the future. At 30 June 2024 the capital adequacy ratio was 14.78% (2023: 13.70%) and the tier 1 capital ratio was 12.12% (2023: 11.43%).
- A fully franked final dividend of 11.0 cents per ordinary share has been declared by the Board and paid on 04 October 2024.
- The performance of the Bank fell short of expectations this year due to the impact of rapidly rising interest rates, which significantly increased funding costs, especially against the fixed rate loan portfolio. Our assumptions regarding deposit funds were challenged as customer behaviour shifted; many customers moved their deposits from low-cost savings and transactional accounts to higher-cost term deposits. This shift led to a marked increase in our funding costs, resulting in a substantial reduction in Net Interest Margin and overall profitability.

We have addressed these challenges, and we anticipate that the Bank's performance will normalise in the 2025 financial year.

Competition

During the 2023 'mortgage wars', many lenders offered cashbacks and other incentives. However, Auswide Bank opted not to, focusing on competitive pricing and high-quality loan products. This strategy led to a strong start in the second half of the financial year.

We also maintained a strong focus on home lending retention, amidst historically high refinancing activity across the industry. The high volume of customers moving from low fixed rate terms has intensified retention competition, as they seek the best rates available.

It is expected that Private Bank and the broker channel will continue to provide growth opportunities, despite the industry experiencing declining system growth and continued retention pressure through maturing fixed rate loans.

The pricing competition also extended to the deposit market as banks looked to customer deposits to replace their maturing RBA Term Funding Facility (TFF). Auswide repaid $80m of low-cost funding from the TFF in the first half of this financial year.

For personal use only

In the coming year, we will prioritise developing partnerships to drive deposit acquisition, with the aim to expand our deposit base and strengthen our financial position.

Delivering for customers

Auswide Bank remained committed to offering customers flexible and competitive products. We have continued to review and simplify our product offerings while focusing on improving loan turnaround times, ensuring a more efficient and responsive service for customers.

The Bank is currently assessing the next phase of investment in loan origination to improve customer interactions. This includes ensuring an efficient and timely loan origination process, to enhance the overall customer experience.

Demand for the high-quality service provided by Private Bank among high-net-worth customers remained strong. We drove growth by delivering customised lending and deposit solutions and maintaining swift loan turnaround times, tailored to our clients' unique needs. The private bank deposit portfolio grew by 125% from FY22/23 with a closing balance of $141 million. The total amount of loans for the year was $466 million.

Mortgage brokers remain a crucial distribution channel, as they increasingly represent a significant portion of the home loan market. Despite intense competition, our modest loan growth allowed us to continue to diversify our loans portfolio beyond Queensland.

Across the year we continued to invest in our network, including:

- Upgrades to the air conditioning systems for the ground floor tenancies and the server room at our Corporate Head Office in Bundaberg.
- Yeppoon branch received upgrades to the banking area, installation of digital screens, replacement of the air conditioning system and new furniture.
- Gympie branch was redesigned to better withstand flooding and severe weather events.

This is an excellent result and reflects our commitment to enhancing customer experiences.

This year our customer Net Promoter Score (NPS)* rose from 31 to 40, and our satisfaction score hit 96%. This is an excellent result and reflects our commitment to enhancing customer experiences.

* The Customer Net Promoter Score (NPS), is a key industry benchmark for customer satisfaction.

Protecting our customers

Alongside increasing regulatory pressures, we, like all businesses, face substantial demands to protect our customers.

Today, the main threats to our operations come from cyber criminals targeting customer data and funds, rather than physical branch hold-ups. To counter these threats, we've significantly increased our cyber security investment and will continue to focus on this area.

Customer and staff education on cyber security is a top priority for us. We are committed to providing comprehensive training and resources to ensure everyone is equipped with the knowledge to recognise and respond to cyber threats effectively.

Customer and staff education on cyber security is a top priority for us.

Providing a great place to work

At the heart of our success are the dedicated individuals who make up our team. Their unwavering commitment, talent, and resilience are the driving forces behind our achievements.

During the year we focused on strengthening our team's capabilities and performance. By investing in targeted training, we enhanced individual skills and boosted our collective ability to drive innovation and excellence.

Delivering for our community

Our sustainability approach includes promoting ethical practices, and reducing community impact, along with social responsibility, ethical governance and reducing our environmental footprint.

For personal use only

We're committed to enhancing diversity and inclusion, ensuring fair and transparent practices, and investing in community development.

This year, our Environmental, Social and Governance (ESG) Committee concentrated on navigating the complexities of the International Financial Reporting Standards (IFRS). These standards are essential for ensuring that our financial reporting remains consistent, reliable, and aligned with global best practice.

The adoption and integration of IFRS will begin over the next year, with full implementation and reporting in accordance with regulatory requirements set to commence in FY25.

Our future growth strategy

The Board has actively guided the Bank's strategy, particularly focussing on pursuing growth through mergers and acquisitions.

Selfco purchase

On 28 August 2024 Auswide Bank acquired Selfco, an established non-bank Small Medium Enterprise (SME) asset finance lender. Selfco is a vehicle and equipment finance company operating nationally via a network of accredited finance brokers.

The acquisition allows Auswide Bank to enter the area of asset finance and scale up by expanding into the SME funding market. It also offers portfolio diversification, reducing our reliance on home loans and expands our geographic footprint.

Merger with MyState Bank

On 18 August 2024, Auswide Bank and Tasmanian-based MyState Bank announced their intention to merge, creating a bank that will span the Eastern seaboard of Australia.

This merger is aimed at expanding our market presence and enhancing service offerings. By combining the strengths and resources of two successful regional banks, we anticipate significant opportunities for future growth and improved customer experiences.

We are currently addressing the regulatory and logistical details to finalise the merger. The merger is expected to greatly expand our scale, with combined lending assets of $12.5 billion and customer deposits of $9.6 billion.

This merger is aimed at expanding our market presence and enhancing our service offerings.

Acknowledgements

At the end of 2023, Auswide Bank's Managing Director, Martin Barrett retired after a decade of service. During his 10 years as Managing Director, Martin was an inspirational leader who transformed the business, sharpened its focus, and laid a strong foundation for sustained growth.

In April 2024, we welcomed Doug Snell as our new Managing Director. With over 35 years of experience in financial services, Doug brings extensive expertise that will further strengthen our leadership team and drive our continued success.

Before Doug began, Director Greg Kenny served as acting CEO for four months. We thank Greg for his leadership and dedication, which ensured a smooth transition for Doug.

It has been an extraordinary effort from everyone in the Auswide Bank team. We acknowledge their hard work and determination. We would like to thank everyone for their contribution.

To our fellow directors, thank you for your commitment and wise counsel.

To our shareholders, customers, and partners, thank you for your continued support and trust and we look forward to achieving new milestones in the coming year.

Sandra Birkensleigh
Chair

Doug Snell
Managing Director

Sustainability actively fosters meaningful opportunities for future generations.

For personal use only

For personal use only

Sustainability

OUR APPROACH

At Auswide Bank sustainability is integral to our mission and operations. We are committed to fostering economic, social, and environmental resilience. This report highlights our efforts to integrate sustainable practices into our business model, emphasising our dedication to responsible lending, transparent governance, and community engagement. By aligning our strategies with sustainability goals, we strive to create long-term value for our stakeholders and contribute positively to the global economy.

Our sustainability goals are centred on **value creation,** ensuring we remain relevant to our customers, shareholders and the communities in which we operate.

1. Workforce empowerment and capability
2. Climate change, sustainable finance and environment
3. Data protection and governance
4. Digital, transformation and partnership
5. Community support and involvement
6. Customer experience and product responsibility
7. Supporting economic and customer resilience
8. Leadership and governance

We're proud of our progress in sustainability, driven by our commitment to people-first principles and high governance standards. However, we recognise that significant work remains to meet Federal Government climate, sustainability, and ESG reporting requirements, set to begin in 2025.

WORKFORCE EMPOWERMENT AND CAPABILITY

We seek to build a diverse and inclusive workforce that reflects our customer base and feels connected to our purpose, values, and risk culture, while always putting customers at the heart of everything we do. We aim to support our people to work flexibly, seize future opportunities, and become good corporate citizens.

OUR FOCUS IS ON:

- wellbeing - health and safety (working conditions)
- inclusion and diversity
- employee support and benefits
- culture and engagement
- talent and capability.

HOW WE ENGAGE

- Annual staff survey.
- Clear expectations for workplace behaviour.
- Individual performance measurements.
- Leader development programs.
- Wellbeing program.
- People at Work (PAW) Psychosocial Risk Assessment survey.
- Flexible and inclusive work practices for staff.

WHAT WE HAVE BEEN FOCUSING ON

- Workplace health and safety training for an improved work environment.
- Connecting people to our strategic ambitions.
- Leaders cultivating a work environment where individual differences are understood and respected.
- Flexible work practices that meet the differing needs of our people.
- Ensuring fair and equitable performance management processes.
- Increased focus on empowering our people to manage their wellbeing.
- Training to raise awareness of customers facing vulnerability or hardship.
- Organisational cyber security awareness with an interactive escape room training program.

30 JUNE 2024 UPDATE

Staff receive four extra wellness leave days in addition to personal and annual leave.

Staff are given two volunteer days to support community involvement.

Discounted private health cover and free annual influenza vaccinations.

Our Employee Assistance Program provides three free coaching and counselling sessions per year.

Establishment of the Auswide Bank Wellbeing Focus committee.

96% Staff engagement and satisfaction.

96% Personal wellbeing score.

100% mandatory training completed by staff.

100% of staff completed cyber security awareness training.

231 Full time staff.

83 Part time / casual staff.

STAFF ENGAGEMENT AND SATISFACTION
96%

PERSONAL WELLBEING SCORE
96%

70% OF STAFF WORK IN REGIONAL QUEENSLAND COMMUNITIES

For personal use only

CLIMATE CHANGE, SUSTAINABLE FINANCE, AND ENVIRONMENT

As Auswide Bank continues to develop and embed its ESG strategy, it is important that the approach toward our environment aligns with the expectations of customers, shareholders, staff, as well as our strategic business objectives.

This year, our ESG Committee concentrated on navigating the complexities of the International Financial Reporting Standards (IFRS). These standards are essential for ensuring that our financial reporting remains consistent, reliable, and aligned with global best practice.

The adoption and integration of IFRS will begin next year, with full implementation and reporting in accordance with regulatory requirements set to commence in FY25.

OUR FOCUS IS ON:

- climate change
- sustainable business
- commitment to lending policies that are aligned to community expectations.

53% OF CUSTOMERS REGISTERED FOR INTERNET AND MOBILE APP BANKING

VISA DEBIT CARDS
made from plant-based biodegradable material

HOW WE ENGAGE

- Emphasis on digital communication with customers.
- Electronic statements.

WHAT WE HAVE BEEN FOCUSING ON

- Promotion and education of electronic banking as an alternative way of banking.
- Encouraging customers to adopt electronic statements.
- Using energy-efficient LED lighting and automatic timers to turn off air-conditioning in unused offices.
- Recycling printer, fax, and photocopier cartridges through Cartridges 4 Planet Ark.
- Recycling obsolete computer and telephone equipment.
- Ensuring our lending policies exclude financing companies primarily engaged in thermal coal or coal seam gas activities.

30 JUNE 2024 UPDATE

We began developing a climate action plan with the help of external consultants.

48,413 customers registered for internet and mobile app banking - 53% of all customers.

36,218 customers are receiving electronic statements - 39% of all customers.

Visa Debit Card made from Polylactic Acid, a plant-based and degradable material sourced from renewable resources.

Cards are delivered in envelopes made from 100% recycled paper, with the enclosed letter also printed on 100% recycled paper.

For personal use only

DATA PROTECTION AND GOVERNANCE

As we progress toward integrating digital banking within our customer offering, data protection remains crucial.

Managing cyber security risks and protecting customer privacy is fundamental to ensuring our customers can trust us with their confidential information. This is reinforced by our commitment to transparency around how data is collected, used, stored and destroyed.

For personal use only

100% STAFF COMPLETED DATA AND CYBER SECURITY TRAINING

OUR FOCUS IS ON:

- cyber security
- protection from fraud and scams
- customer/personal data privacy
- open banking
- regulatory reporting
- trusted data.

HOW WE ENGAGE

- Open banking according to the Consumer Data Right.
- Cyber security framework.
- Information security policy.
- Privacy policy.
- We operate under a comprehensive regulatory reporting and data program.

WHAT WE HAVE BEEN FOCUSING ON

- Enhancing our in-house capabilities through the development of core cyber security processes and engaging in research and development activities.
- Continuing to educate customers about the privacy risks associated with scams and identity fraud through regular updates and communications.
- Measuring our cyber security performance by tracking cyber attacks on our business. This includes conducting regular authorised simulated cyber attacks to evaluate the effectiveness of our controls and pinpoint areas for improvement.

30 JUNE 2024 UPDATE

We have strengthened our cyber security function through implementing enhancements to 'detect and respond' capabilities.

A substantial number of firewall attacks with a 100% block rate.

100% of staff completed data and cyber security training.

DIGITAL, TRANSFORMATION AND PARTNERSHIP

Embracing digital transformation with a customer centric approach is essential for advancing sustainability and delivering value in our environmental and social initiatives.

OUR FOCUS IS ON:

> strategy drives digital transformation
> digital capabilities generate a return
> digital projects are on the strategic roadmap.

HOW WE ENGAGE

- Online deposit product origination.
- Internet and mobile banking capability.
- Digital cards and payment methods.
- Digital fraud management.

WHAT WE HAVE BEEN FOCUSING ON

- Ongoing investment in maintaining cyber and data resilience.
- Data platform within the cloud, offering improved data capabilities and management of data risk.
- Digital fraud management via our partnership with Indue.
- Artificial Intelligence machine learning capability to retain our home loan customers through a targeted call program.
- A robotic process automation program that streamlines customer and operational processes.
- Streamline and digitise end-to-end loan origination for a faster, more efficient, and consistent experience for brokers and customers.

30 JUNE 2024 UPDATE

39% of customers are receiving e-statements.

53% of customers are registered for internet and mobile app banking.

4,472 robotic processes occur each month.

4,472 ROBOTIC PROCESSES per month

39% CUSTOMERS RECEIVING E-STATEMENTS

For personal use only

COMMUNITY SUPPORT AND INVOLVEMENT

The connection to our community is an important part of our identity.

By developing and maintaining strong relationships and investments, Auswide Bank contributes to the community, as well as supports vulnerable community members with access to suitable and affordable financial services.

Our goal is to build relationships within our communities, understand what's important to them and help people feel connected.

HOW WE ENGAGE

- Supporting financial wellbeing in our communities.
- Sponsorship of our community partners allowing them to continue to provide local support.
- Supporting several charities with fundraising and volunteering.
- Community engagement programs - connecting them with other community partners.

WHAT WE HAVE BEEN FOCUSSING ON

- Refining our sponsorship process to make sure that our support is going to where it will have the most impact.
- Developing relationships with charity partners where our support can involve and engage the entire Auswide Bank team.
- Continuing to work with staff to maximise their use of our two volunteer days per year.

Participating in the 13th Walk for Awareness.

Supporting Meg Harris and her Olympic dream.

Mates Date winner with Corey Parker.

Guy Leech - Bundaberg Defib Hero Community Activation Program.

Busy Bee - a garden clean-up at the Charles Wanstall Apex Lodge in Brisbane supporting Queensland Cancer Council.

For personal use only

For personal use only

30 JUNE 2024 UPDATE

Queensland Maroons Sponsorship	On September 14, 2023, we saw the conclusion of Auswide Bank's partnership with the QRL and our front of jersey sponsorship of the Queensland Maroons. Auswide Bank is extremely proud and honoured to have supported Queensland Rugby League (QRL) and local football league communities for the last five years. > Auswide Bank, in collaboration with QRL, hosted a skills training clinic that gave QRL community club players the chance to learn from former State of Origin legends and improve their skills. > The Auswide Bank Mal Meninga Cup is a premier junior rugby league competition in Queensland, catering to players under 18. Our support for this regional league enables young athletes in Queensland to compete at a high level, providing them with opportunities to advance their football careers and pursue their sporting dreams. > Over the past five years, we've taken numerous customers and partners to QRL events, giving them a chance to experience the joy of our partnership and helping to strengthen our relationships with them in the process. In consultation with the QRL, Auswide Bank developed a Financial Literacy program for the QRL community. This program aims to support the health and wellbeing of young people aged 16-25. By focusing on this critical age group, the program emphasises the importance of becoming financially fit early, which can significantly impact their financial future.
Salvation Army Red Shield Appeal (Bundaberg)	Auswide Bank donated $9,600 to the Red Shield Appeal annual Bundaberg Business Lunch.
Queensland Cancer Council	Across the bank our staff dressed in pink and held numerous morning teas during the year to help raise awareness for this worthy cause. In February 2024, a team of Auswide Bank volunteers dedicated a day to help with a garden clean-up at the Charles Wanstall Apex Lodge in Brisbane, rolling up their sleeves for a productive 'busy bee'.
Walk for Awareness	Auswide Bank was a major sponsor of the event and had a number of staff and their families participating in the 13th Walk for Awareness. This event supports mental health awareness. Our staff were given the opportunity to participate in the event.
Wide Bay Sports Academy	Our annual sponsorship allows the academy to give athletes the support, education and coaching they need to reach their peak level while living in the region with family and social network support. A focus is to deliver outcomes for the 2032 Olympics.
Bargara Triathlon	Our partnership allowed the club to successfully hold their annual triathlon and promote participation and fitness over results. The event catered for a wide range of triathletes, from those who seek national age selection to those who like to keep fit and challenge themselves.
Bundaberg Defib Hero Community Activation Program	Our sponsorship assists the 'Defib Hero' program that provides the community with access to defibrillation machines and the necessary skills and confidence to use the machine in an emergency. A goal of the program is to ensure every resident in Bundaberg has access to a defibrillation machine within three minutes.

30 JUNE 2024 UPDATE CONTINUED

Coral Coast 2023 Lift the Lid Walk	As sponsors of the event, Auswide Bank fully supports 'the walk and talk format' of this event that is deliberately not a race, but an opportunity to get people together and raise awareness of the serious mental health issues we face in our communities, schools, homes and workplaces. Our staff were also given the opportunity to participate in this event.
Project32	Through Project32, an athlete and partnership development program, we are sponsoring Olympic freestyle swimmer, Meg Harris. Our sponsorship of Meg will give her the essential financial support she needs to focus on her sporting career and athletic development, as she continues to chase her Olympic dreams. We'll also be supporting Meg through professional mentorship and coaching as she continues her nursing degree, preparing for a career after swimming.
Connection to our communities	Auswide Bank values sponsorships where we can give back to our communities, providing essential support to key grassroots initiatives within our network, which this year included: > Bundaberg Show > Rotary Xmas Trailer > Bundaberg Squash > LifeFlight Golf Day > Boyne Tannum Sands Ladies Bowling Club > Mackay Highland Dancing Association > Bundaberg Orchid Society > Queensland Cancer Council > Ronald McDonald House Charity > Maryborough Orchid Show > Bundaberg Cerebral Palsy Alliance > Wide Bay Junior Golf Order of Merit > The Wattlenest > QCWA Pioneer Division > Cerebral Palsy Alliance > Inspiring Brighter Futures Foundation > ATW Rugby League

Staff supporting our communities

Auswide Bank actively supports community engagement through a range of events and activities that raise funds for charity and supports cultural initiatives. We encourage our staff to participate in numerous fundraising activities each year. To further support community involvement, we provide two full days of paid leave annually for employees to volunteer for any community service opportunity they choose, and not limited to the organisations directly supported by Auswide Bank.

MORE THAN **462** VOLUNTEER DAYS AVAILABLE TO THE COMMUNITY

SUPPORTING OLYMPIANS FOR PARIS AND THE FUTURE

PARTNERING AND SUPPORTING SEVERAL MENTAL HEALTH, EVENTS AND CHARITIES

For personal use only

CUSTOMER EXPERIENCE AND PRODUCT RESPONSIBILITY

Auswide Bank services more than 92,000 customers nationally through a range of product offerings designed to meet their individual needs.

Our customers choose to bank with us because they know that every customer is important to us. We take the time to truly understand their unique needs and offer a comprehensive range of products designed to meet those needs at competitive rates. By giving customers control over when, how, and where they interact with us, we aim to create positive experiences. We are committed to lending responsibly, offering clear terms, and ensuring fair outcomes.

OUR FOCUS IS ON:

- enhancing our customer experience
- evolving our service and distribution channels
- customer satisfaction and advocacy
- product simplification and transparency
- resolving customer complaints
- fair and competitive rates and fees
- supporting customers through the cost-of-living pressures
- trusted partners
- protecting customers from frauds and scams.

HOW WE ENGAGE

- Customer surveys.
- Broker feedback forums.
- Assisting customers experiencing financial hardship.
- Participating in the Federal Governments First Home Loan Deposit Scheme (FHLDS).
- Assisting vulnerable customers.

WHAT WE HAVE BEEN FOCUSING ON

- Enhancing the loan process with automated decision-making, digital documentation, and robotic systems.
- Increasing features of internet banking and our mobile app.
- Reviewing customer forms to improve usability.
- Product governance to meet design and distribution obligations.
- Phasing out products that are no longer supported, for a smoother customer experience.
- Reviewing internal credit rules and procedures, while remaining compliant with regulatory guidance.
- A transparent and accessible complaint management process.
- Proactively contacting customers at higher risk of financial stress, including those exiting a fixed home loan rate.
- Investment in fraud and scam awareness training for customers and staff.
- Supporting our broker network with ongoing education to ensure they reflect our values, while promoting our brand and products.
- Enhanced financial literacy education and support to customers.

30 JUNE 2024 UPDATE

92,144 bank customers.

7,054 brokers.

Launch of a new retail website with a clean, user-friendly design.

96% customer satisfaction score.

Net Promoter Score of 40.

56 complex customer forms updated.

MOZO experts choice awards for our investor home loan, low cost home loan and our offset home loan.

Reviewed and updated a range of product terms and conditions to simplify comprehension and remove any potentially unfair terms.

Complaints management:

- 289 Complaints handled this year, compared to 458 in 2023.
- Total customer complaints as a percentage of total customers remains low at 0.31%.
- 62% of complaints (178) resolved within 5 days.

Continued to implement fraud mitigation systems and technology.

Focus on customer and employee education and fraud awareness, with 100% completion of training.

96% customer satisfaction

NPS 40

ACTIVE BROKERS
7,054

For personal use only

SUPPORTING ECONOMIC AND CUSTOMER RESILIENCE

Auswide Bank is committed to supporting our customers and the wider economy.

For personal use only

OUR FOCUS IS ON:

- cyber security
- protection from fraud and scams
- customer/personal data privacy
- open banking
- regulatory reporting
- trusted data.

HOW WE ENGAGE

- Annual stress testing and scenario modelling.
- Hardship packages for customers in their time of need.
- Business Continuity Management (BCM) program under CPS 234.
- Critical incident risk management via our Business Continuity Plan (BCP).
- Continuing to develop a purpose led culture.

WHAT WE HAVE BEEN FOCUSING ON

- Enhancing our scenario analysis tools and modules to provide insight into our portfolio resilience and vulnerability.
- Regular review and testing to ensure BCM is fit for purpose under CPS 234 and in line with our Security Policy and Cyber Response Plan.
- Building leadership capability to create trusting environments for our people, with a focus on wellbeing.

30 JUNE 2024 UPDATE

0.20% arrears as a percentage of loan book (30 days past due).

14.78% capital adequacy ratio.

12.12% common equity tier 1.

Annual BCP exercise facilitated by external provider.

SENSIBLE LENDING
0.20% Arrears as percentage of Loan Book

CAPITAL ADEQUACY RATIO
14.78%

COMMON EQUITY TIER 1
12.12%

LEADERSHIP AND GOVERNANCE

Operating ethically is the foundation of stakeholder trust in Auswide Bank.

Over many years, we have built our business on strong principles and values that guide our behaviour. We communicate clear messages about what we stand for and follow through with the right actions to make ethical behaviour real for our team.

OUR FOCUS IS ON:

- corporate governance
- eliminate modern slavery
- purpose-led culture
- business ethics
- critical incident risk management
- systemic risk management.

HOW WE ENGAGE

- Subscription to the ASX Corporate Governance Council's 4th Edition Corporate Governance Principles and Recommendations.
- Full and half-year reporting and investor presentations.
- Regular briefings and meetings with investors and analysts.
- Banking Code of Practice.
- Modern slavery statements.
- Risk Management Strategy and Framework.
- ESG Committee.
- Diversity and inclusion program with Board oversight.
- Whistleblower policy.
- Banking Accountability Regime (FAR): established by the Australian Prudential Regulation Authority (APRA). FAR regulates the accountability of Executives and Directors for their behaviour and decision-making.

WHAT WE HAVE BEEN FOCUSING ON

- Membership and active participation with the Australian Banking Association.
- Ongoing prudential reporting and engagement with regulators.
- Staff survey to measure and enhance organisational risk culture.
- Clarity of Executive portfolios and single points of accountability.

CORPORATE GOVERNANCE

The Board is entrusted with overseeing our corporate governance and understands its role in representing both shareholders and the industry. During FY24, the Board actively monitored progress in our areas of sustainability focus. Auswide Bank is dedicated to enhancing our financial and operational resilience and cultivating a strong risk culture. Our corporate governance approach is grounded in core values and behaviours that ensure transparency, fair dealing, and the protection of stakeholder interests in all our daily operations.

Responsibly managing our governance supports include:

- transparent disclosure
- business conduct and ethics
- financial and business management
- compliance
- sustainable shareholder returns
- risk management.

30 JUNE 2024 UPDATE

Annual Board review and approval of Corporate Governance Statement.

Annual review of all compliance documents with oversight from the Compliance Committee.

Compliance with Banking Code of Practice.

Key vendors and business partners screened for modern slavery assessment.

Diversity ratios:

- 41% of all senior leadership roles filled by women
- 50% of Non-executive Directors are women
- 71% of all roles filled by women

Age breakdown of staff:

- 1 staff member under 18
- 73 staff between ages 18 – 30
- 74 staff between ages 31 – 40
- 63 staff between ages 41 – 50
- 48 staff between ages 51 – 60
- 39 staff members over 60 years old.

Published annual Corporate Governance Statement and Appendix 4G, in compliance with ASX Listing Rules.

RISK MANAGEMENT

Auswide Bank is dedicated to implementing effective strategies to identify, and manage the risks associated with its operations. The bank follows an integrated approach to risk management that aligns with the international standard ISO 31000. To ensure robust oversight, Auswide Bank has appointed a Chief Risk Officer and adheres to the Australian Prudential Regulation Authority's Prudential Standards CPS 220 (Risk Management) and APS 310 (Audit & Related Matters).

For personal use only

Board of Directors

The names and particulars of the Directors of the Company in office during or since the end of the financial year are:

Ms Sandra C Birkensleigh BCom, CA, GAICD, ICCP (Fellow)

Ms Birkensleigh was appointed to the Board on 2 February 2015, and was appointed Chair on 1 January 2021. Ms Birkensleigh was a partner at PricewaterhouseCoopers for 16 years until her retirement in 2013. During her career, her predominant industry focus has been Financial Services (Banking and Wealth Management). Ms Birkensleigh has also advised on risk management in other sectors such as retail and consumer goods, retail and wholesale electricity companies, resources, and education sectors. Ms Birkensleigh is currently a non-executive Director of the Tasmanian Finance Corporation, Adore Beauty Limited and Horizon Oil Limited. She was recently appointed as Chair of BBO Investments Pty Limited and Channel Investment Management Limited. She is Deputy Chancellor of the University of the Sunshine Coast, a member of its Council and Chair of its Audit and Risk Management Committee. Ms Birkensleigh is a member of the Board Audit Committee and is an independent Director.

Mr Gregory N Kenny GAICD, GradDipFin

Mr Kenny was appointed to the Board on 19 November 2013. Mr Kenny has had a long and successful career with Westpac Banking Corporation and St George Bank Ltd, and prior to that with Bank of New York and Bank of America in Australia. At St George Bank he held the positions of Managing Director (NSW and ACT), General Manager Corporate and Business Bank and General Manager Group Treasury and Capital Markets. Mr Kenny is a member of the Board Risk Committee, the Board Audit Committee, the Board Remuneration Committee and is an independent Director.

Mr Grant B Murdoch MCom(Hons) FAICD, FCAANZ

Mr Murdoch was appointed to the Board on 1 January 2021. Mr Murdoch is a Chartered Accountant with over 37 years of experience and has previously served as a partner with both Ernst & Young and Deloitte. Mr Murdoch has extensive experience in providing advice on M&A, corporate restructures, share issues, pre-acquisition due diligence and expert reports for capital raisings and IPOs. Mr Murdoch is currently a non-executive Director of Lynas Rare Earths Ltd and serves as a Senator of the University of Queensland where he is also an Adjunct Professor at the School of Business, Economics and Law. Mr Murdoch was appointed as a non-executive Director of the following companies from 1 April 2021 - Kiwicare Holdings Ltd, Kiwicare Corporation Ltd, Amalgamated Hardware Merchants Ltd, Burnets Horticulture Ltd, McGregor's Horticulture Ltd, and Amalgamated Hardware Merchants (Australia) Pty Ltd. Mr Murdoch is Chair of the Board Audit Committee, a member of the Board Remuneration Committee, the Board Risk Committee and is an independent Director.

Ms Jacqueline Korhonen BSc, BEng (Hon), GAICD

Ms Korhonen was appointed to the Board on 1 April 2021. Ms Korhonen's career spans more than 35 years and encompasses executive roles with several multi-national technology companies, including over 25 years at IBM. Ms Korhonen is an independent non-executive Director of MLC Life Insurance and a non-executive Director of Nuix. Ms Korhonen is also a non-executive Director of the Civil Aviation Safety Authority (CASA). Ms Korhonen is Chair of the Board Remuneration Committee, is a member of the Board Audit Committee, the Board Risk Committee and is an independent Director.

For personal use only

For personal use only

Ms Lyn T McGrath BA, MBA, SFFinsia, GAICD

Ms McGrath was appointed to the Board on 1 March 2023. Ms McGrath has extensive executive experience in the financial services sector throughout her roles as Group Executive Retail Banking at BOQ and Executive General Manager, Retail at CBA. Ms McGrath's experience extends across retail banking, wealth management and retail distribution. Ms McGrath has significant experience in digital transformation and business turnarounds. Ms McGrath is currently a non-executive Director of Credit Corp Group Ltd (ASX:CCP) and is also Chair of the Australian Digital Health Agency. Ms McGrath is a member of the Board Audit Committee, Board Risk Committee and Board Remuneration Committee and is an independent Director.

Mr Cameron Mitchell BBus, MAppFin

Mr Mitchell was appointed to the Board on 1 February 2023. Mr Mitchell is an experienced business leader with an executive career that spans more than 25 years in banking, financial markets, investment banking and financial services generally. Mr Mitchell's career includes 16 years working with global multinational corporations and financial institutions, whilst living in North America and Europe. Mr Mitchell also has extensive experience working with banking and business regulators and has partnered with all levels of banking customer segmentation including retail, SME, business, private and institutional banking. He has partnered to deliver bank wide customer growth, customer insight, data, transformation and strategy. Mr Mitchell is the Executive Chair and Managing Director of FX Risk Solutions and ChromeFX and also serves on the board of a not-for-profit sporting club. Mr Mitchell is the Chair of the Board Risk Committee, a member of the Board Audit Committee and the Board Remuneration Committee and is an independent Director.

Mr Douglas R Snell

Mr Snell commenced as Chief Executive Officer/Managing Director of Auswide Bank on 22 April 2024. Mr Snell's financial services career spans 35 years, including his most recent role of Chief Executive Officer of StockCo, a livestock-specialist finance provider. Mr Snell has also held senior positions at Bank of Queensland as General Manager for Corporate and Business Banking and Acting Group Executive of the Business Division. Mr Snell spent 15 years with Commonwealth Bank and held the roles of General Manager for Regional and Agribusiness (QLD and NT) and National General Manager Specialised Agribusiness Solutions. Prior to Agribusiness Mr Snell spent 15 years in financial markets culminating in his role at CBA as Head of Global Markets Queensland, Singapore and Hong Kong. Mr Snell is an executive Director.

Mr Martin J Barrett BA (ECON), MBA

Martin commenced as Chief Executive Officer of Wide Bay Australia Ltd (now Auswide Bank Ltd) on 4 February 2013, and was subsequently appointed Managing Director on 19 September 2013. Martin has extensive experience in the banking sector, having previously held the positions of Managing Director (Queensland, Western Australia and National Motor Finance Business) and General Manager NSW/ACT Corporate and Business Bank at St George Bank Ltd. Prior to working at St George Bank, Martin held senior roles at regional financial institutions in the United Kingdom and at National Australia Bank. Martin retired from his position as Managing Director on 31 December 2023.

Executive Management Team

Managing Directors

Chief Financial Officer & Company Secretary

Chief Risk Officer

Chief Customer Officer

Martin Barrett

- Organisational leadership
- Strategy development and implementation
- Group operational and financial performance
- Regulatory engagement
- Risk culture and management
- Social responsibility and sustainability
- Customer satisfaction and growth
- Shareholder returns
- Retired from his position on 31 December 2023

Douglas R Snell

- Commenced as Chief Executive Officer/ Managing Director on 22 April 2024

Bill Schafer

- Group Accounting and Treasury
- Budgeting and financial analysis
- Financial and management reporting
- Statutory, ASX and regulatory reporting
- Capital, funding and liquidity planning strategy
- Investor relations
- Crisis management
- Stress testing and contingency planning
- Company Secretary duties
- Management of external audit services

Craig Lonergan

- Continued improvement of risk management strategies and practices
- Risk management and compliance framework and control systems
- Managing the risk profile within Board approved risk appetite
- Risk culture awareness
- Anti-Money Laundering (AML) framework (including counter terrorism financing, anti-bribery, corruption and sanctions responsibilities)
- Credit risk management
- Providing management and the Board with risk reporting
- Management of the internal audit function via third party professional services

Damian Hearne

- Customer operations
- Customer experience
- Retail and business banking sales and distribution
- Mortgage broker and third party relationships
- Marketing and products
- Community and strategic partnerships
- Customer Hub and Digital Bank

For personal use only

For personal use only

Chief People & Property Officer

Chief Operating Officer

Chief Transformation Officer

Chief Information Officer

Gayle Job

- People engagement and performance
- Payroll management, remuneration and benefits
- Talent acquisition, recruitment and retention strategies
- Learning and development
- Employment law regulation and compliance
- Employee wellbeing and workplace health and safety
- Property portfolio management of leased and bank owned assets

Mark Rasmussen

- Develop and monitor the controls, frameworks, processes and policies governing the Bank's operations.
- Lending services
- Lending origination services
- Support Services operations
- Support Services performance
- Business Continuity Planning (BCP) and Management (BCM)
- Key outsourcing Partnership Management (Support Services functions)
- PEXA management and processing
- Customer Hub – Customer Care
- Customer Hub – Lending Centre

Rebecca Stephens

- Lead strategic change
- Deliver organisation wide strategic initiatives
- Proactively monitor strategic performance
- Build capability in areas of organisational priority

Scott Johnson

- Information technology management
- Information technology strategic planning
- Delivery of key technology projects
- Information technology controls and security management
- Information technology vendor and partner management to ensure systems remain relevant and appropriate

Corporate Plan Overview

2023 - 2025

We are pleased to share an update on the Bank's corporate strategy as we continue into the second year of our 2023–2025 strategic cycle. Our strategy is crafted to navigate the evolving financial landscape and position us for sustained success.

Expanding Our Market Presence
We are strategically expanding our footprint in key markets through targeted acquisitions, partnerships, and mergers. This expansion allows us to access new customer segments and diversify our revenue streams.

Embracing Digital Transformation
We are committed to leveraging technology to enhance our digital banking platforms. By investing we aim to offer more personalised services and improve operational efficiency.

Focusing on Customer-Centric Solutions
Our priority is to place the customer at the centre of everything we do. We will continue to develop innovative products and services tailored to meet the evolving needs of our customer.

Enhancing Risk Management
As we grow, enhancing our risk management is vital. We continue to implement robust risk assessment tools and practices to safeguard against financial uncertainties and regulatory changes.

Commitment to Sustainability
We are dedicated to integrating sustainable practices into all of our operations.

Driving Operational Excellence
We are focusing on optimising our internal processes to improve efficiency and reduce costs to enhance our overall performance and profitability.

Investing in Talent Development
Our staff are our greatest asset. We are committed to their growth through continuous training and career development, to ensure we have the skills necessary to advance our strategy.

As we move forward into the remainder of our 2023–2025 strategic cycle, we are optimistic about the opportunities that lie ahead. Our focus will be on executing these strategic initiatives with agility, adapting to market changes, and continually refining our approach based on feedback and performance metrics.

Our Goals

13%
Capital adequacy retained throughout the strategy

60%
Cost to income ratio by end of December 2025

10%
ROE by end of December 2025

>70%
Customer deposit funding ratio retained throughout the strategy

$6-10bn
in loan book assets

Up to $6bn driven by organic growth in home lending, with inorganic growth contributing up to $4bn to the lending book.

December 2025 Target Metrics

For personal use only

Financial Report

Financials

29 DIRECTORS' STATUTORY REPORT

49 AUDITOR'S INDEPENDENCE DECLARATION

51 CONSOLIDATED STATEMENT OF PROFIT OR LOSS ACCOUNT

52 CONSOLIDATED STATEMENT OF COMPREHENSIVE INCOME

53 CONSOLIDATED STATEMENT OF FINANCIAL POSITION

54 CONSOLIDATED STATEMENT OF CHANGES IN EQUITY

58 CONSOLIDATED STATEMENT OF CASH FLOWS

59 NOTES TO THE FINANCIAL STATEMENTS

118 CONSOLIDATED ENTITY DISCLOSURE STATEMENT

119 DIRECTORS' DECLARATION

125 CORPORATE GOVERNANCE SUMMARY

127 SHAREHOLDER INFORMATION

120 INDEPENDENT AUDITOR'S REPORT

130 FINANCIAL GLOSSARY

For personal use only



Banking – anytime, anywhere,
at your convenience.

For personal use only

For personal use only

Directors' Statutory Report

Review and results of operations

The economic environment has been challenging. Deposit and lending competition throughout the year has been significant as low-cost deposits migrated to higher priced term deposits. In addition, wholesale funding costs remain elevated placing further pressure on the Net Interest Margin (NIM).

Auswide continued to focus on home lending retention activity as customers and brokers looked to capitalise on the best available rates in the market. However, margin pressure in both loan and funding markets has materially impacted the FY24 NPAT which decreased significantly on the prior year.

Despite the volatile macroeconomic environment and intense market competition, the loan book is well-positioned to leverage strong macroeconomic tailwinds in Queensland. 84% of all fixed rate loans mature by 30 June 2025, which will roll to current market rates delivering a material uplift in interest revenue.

Operating expenses over the year were tightly controlled with a 1.0% increase on pcp (excluding expected credit losses) despite increases in personnel, technology, cyber security, fraud management and detection and compliance costs.

Capital remains strong and provides the capacity for loan book growth and investment opportunities into the future.

Results

The statutory consolidated NPAT for the year ended 30 June 2024 was $11.231m, a decrease of 55.20% when compared to the result of $25.067m achieved in the prior year.

The underlying consolidated NPAT for the year ended 30 June 2024 was $10.283m, a decrease on the prior year's underlying NPAT of $25.067m by 58.98%.

The underlying NPAT was derived by adjusting for the following items net of tax impacts;

- Sale of equity accounted investment in FAMG in December 2023 ($1.108m); and
- Expenses relating to M&A due diligence $0.160m.

Historically high rates of refinancing activity across the industry led to competitive pressures of home loan retention and change in customer deposit behaviours.

Auswide Bank took a conservative approach to growth over the course of the year, experiencing annualised loan book growth of 5.5% across the 2H FY24 after marginal decline in 1H FY24. During a period where market conditions remained challenged, Auswide pursued stability, risk management and sustainable growth over rapid expansion, resulting in a conservative loan book across the year. The loan book grew from $4.403b at 30 June 2023 to $4.429b at 30 June 2024, an increase of $26m or 0.59%.

Loans and Advances Balances

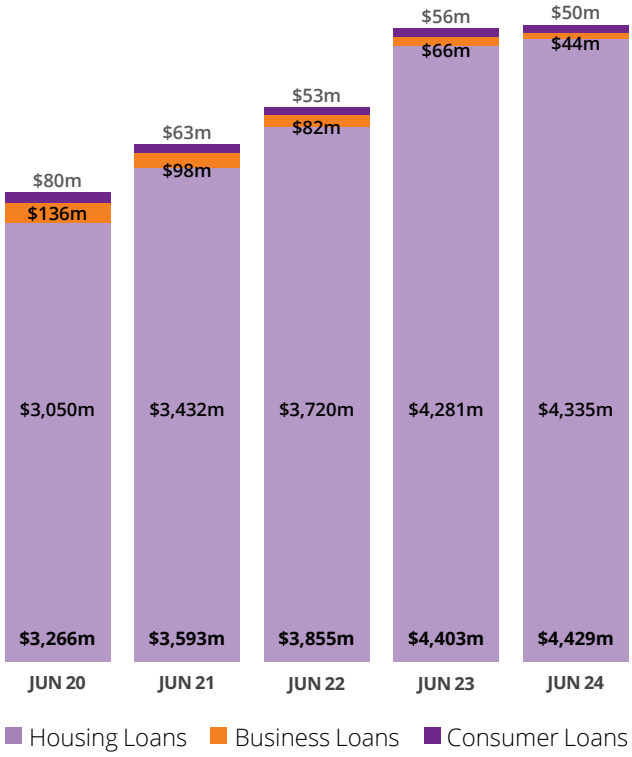

Net Interest Margin

The elevated competition for lending and deposits combined with the substantial rise in wholesale funding costs applied pressure to the NIM, resulting in a contraction from 1.88% in the prior financial year to 1.42% at 30 June 2024, a decline of 46bps.

Auswide Bank has an ongoing focus on the management of the funding mix and pricing to ensure that the loan book growth is reflected in the net interest revenue. Looking forward, it is expected margins will be supported as the fixed rate portfolio continues to reach maturity, providing an incremental improvement to the NIM across FY25.

For personal use only

Deposits and funding

Retail deposits continue to be Auswide Bank's largest source of funding, increasing from $3.414b at 30 June 2023 to $3.686b at 30 June 2024, an uplift of $272m or 7.97%. The level of customer deposits as a percentage of total funds has increased from 72.37% at 30 June 2023 to 75.34% at 30 June 2024.

Customer Deposits

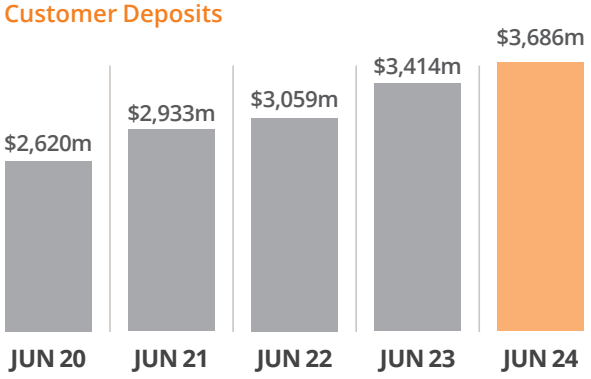

Customers

Auswide Bank continues to focus on enhancing the customer experience and delivering products that allow flexibility and choice while supporting customers through a challenging economic environment. Customer processes continue to be reinvigorated by evaluating the construct of products pursuing simplification and improvements in turnaround times.

Demand continued for the quality offering provided by Private Bank amongst high-net-worth customers. Growth in Private Bank has been achieved by delivering bespoke lending and deposit solutions to targeted clients, quick loan turnaround times and building enduring relationships to create an experience that is aligned with the needs of these customers. Across the financial year the portfolio increased from $438m at 30 June 2023 to $466m at 30 June 2024.

Mortgage brokers continue to represent an important distribution channel, as third-party loans account for a larger portion of the home loan market, however, competition in the marketplace is intense. Whilst this year our strategy for loan growth was modest, it continued to allow the bank to diversify its loan portfolio outside Queensland.

The customer net promoter score, an industry aligned customer satisfaction survey, increased from 31 in the previous year to 40 and a customer satisfaction score of 96%. These results reflect the delivery of outstanding customer experiences and demonstrate Auswide Banks commitment to making a difference for our customers.

The Bank's strategy to achieve diversification in funding markets involves developing new banking connections by targeting Partnerships to build the deposit base and provide further growth in customers.

Transformation and Technology

In light of a more challenging financial environment, initiatives that were prioritised focused on delivering enhanced broker and customer experience, mitigating regulatory risks, and generating uplift in NIM.

During the year Auswide has delivered strong enhancements to improve the broker digital experience with the implementation of Auswide's enhanced Broker Portal in February. Both key investments have been well received by brokers and Auswide staff and additional investments to optimise the broker experience are in progress. Auswide also onboarded new resources to build an internal pricing model to drive an increase in data-driven decision making. Cyber security continues to mature with ongoing optimisation work underway. Investments are also being made to increase banking system connectivity to enhance Auswide's partnership capability, and capacity to drive long-term growth.

Investment in cyber security, data capability and system integrations are currently maturing and will continue to be at the forefront of the technology strategy.

Capital

The Group continued to maintain robust capital in excess of the Board target. Capital levels were assisted through the establishment of a $400m off-balance sheet securitisation trust which settled in December 2023 and resulted in a reduction in the credit risk-weighted assets.

At 30 June 2024 the capital adequacy ratio was 14.78% (2023: 13.70%) and the tier 1 capital ratio at 30 June 2024 was 12.12% (2023: 11.43%).

Capital Adequacy Ratio

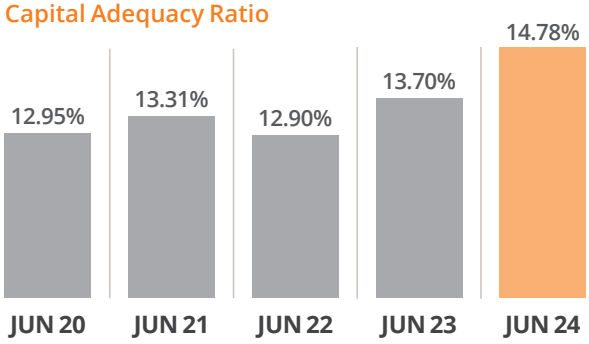

The strong capital position provides capacity for the bank to grow the loan book and reassess investment opportunities for the future.

For personal use only

Principal activities and significant changes

Auswide Bank Ltd is an approved deposit-taking institution and licensed credit and financial services provider. Auswide Bank provides deposit, credit and banking services to personal and business customers across Australia, principally in Queensland, Sydney and Melbourne. The majority of the company's loan book is comprised of residential mortgage loans. Auswide Bank also offers personal loans and credit cards although these portfolios are not a material part of the loan book.

Branch network

Auswide Bank has a diversified branch network consisting of 16 branches across Queensland, including a business centre in Brisbane. In addition, Auswide's Business Development Managers located in Sydney and Melbourne assist to conduct interstate business. All regional loan staff and panel valuers are locally based ensuring an in-depth knowledge of the local economy and developments in the real estate market.

Across the year we continued to invest in our branch network.

- Investments in the Corporate Head Office in Bundaberg included upgrades to the air conditioning systems to the ground floor tenancies and the server room.
- Yeppoon branch received upgrades to the banking area, installation of digital screens, replacement of the air conditioning system and new furniture.
- Gympie branch was redesigned to better withstand flooding and severe weather events. A combination of glass walls and the predominant use of tiles throughout the branch along with redesigning the cabinetry to ensure it is easily relocatable. Power, data points and digital screens were relocated to above water height levels and the roof and air conditioning system were both replaced as part of the project.

There is a focus on ensuring future investments are aligned with growth opportunities and strategic initiatives, ensuring a consistent review of historical investments including branches.

Arrears and collections

Auswide Bank's loan book is high quality reflecting continued rigorous credit assessment resulting in some of the lowest arrears in the industry, although there has been a marginal increase.

Total arrears greater than 30 days past due increased from $4.232m at 30 June 2023 to $8.802m at 30 June 2024. Arrears past due 30 days have increased as a percentage of the Group's total loan book from 0.10% at 30 June 2023 to 0.20% at 30 June 2024, which is favourable in comparison to the bank's peers.

30 days past due at 0.20% compares favourably with the SPIN Index for *Other Banks* of 0.81% and *Regional Banks* at 1.22%.

Environmental, Social and Governance (ESG)

Auswide Bank's ESG Committee plays a pivotal role in shaping the sustainable growth of our organisation. It serves as a dedicated body to oversee and guide the company's objectives with respect to environmental, health and safety, corporate social responsibility, corporate governance, sustainability and other public policy matters.

Auswide Bank continues to support grass-roots initiatives and local partnership opportunities, helping to develop and maintain strong relationships within our communities. Connection to the community is integral to our identity and social responsibility, and we aim to continue building meaningful ties with our customers over the coming year.

Looking ahead, the Committee will continue to focus on developing our roadmap to better integrating ESG values across the organisation.

Risk

Auswide Bank has demonstrated and maintained a proactive approach to risk management, which has been reflected in the bank's adoption of policies to monitor and curtail excessive exposures to higher risk locations, products or services. Initiatives have included those relating to high LVRs and interest only lending together with a continued review of underwriting, debt to income ratios and serviceability assessments ensures that Auswide Bank is well placed to manage the risks associated with its lending portfolio.

The Board Risk Committee provides strong oversight of the risk framework across the organisation. The Board remains focused on the portfolio quality as the loan book grows and this is highlighted by the low levels of loan arrears despite cost of living pressures.

Lending Outlook

The maturity of fixed rate loans over the course of the next financial year will contribute to NIM improvement. A total of $672m of fixed rate loans with a current average interest rate of 3.73% will mature across the first half of the financial year. In the second half of the financial year, a further $371m of fixed rate loans with a current average interest rate of 4.19%. These loans will roll to current market rates, delivering a material uplift in interest revenue. By 30 June 2025, 84% of all fixed rate loans will mature.

It is expected that the Private Bank and the broker channel will continue to provide growth opportunities as the industry experiences declining system growth and the maturity of a material volume of fixed rate loans.

The Board and management will continue to focus on profitable high-quality lending targeting loan book growth of $300m across FY25, managing funding and pricing to ensure the loan book growth flows through to the net interest revenue of the bank. We will continue to monitor

For personal use only

competition and have the capacity and capability to respond quickly to the emergence of improved profitable loan growth.

Dividend

A fully franked interim dividend of 11.0 cents per ordinary share was declared and paid on 22 March 2024 (24 March 2023: 22.0 cents).

A fully franked final dividend of 11.0 cents per ordinary share has been declared by the Board and will be paid on 04 October 2024 (22 September 2023: 21.0 cents).

Going concern

Auswide recognises the challenging interest rate environment and the impact it has had on the bank's financial results, the financial sector, and broader economy. Despite the challenges it presents, there is no material uncertainty that Auswide remains in a going concern position. The financial results for the year to 30 June 2024 have been challenged, with NPAT down 55.20% on the prior year. However, it is expected that margins will be supported over the course of FY25 as the fixed rate loan portfolio continues to reach maturity. Well established funding lines are in place to support future loan growth, including access to various retail deposit sources, as well as wholesale funding via broker deposits, NCDs, FRNs and securitisation warehouses.

Loan growth and expense management provide further confidence in operations, with forecasting supporting this outlook. As a consequence of this, the Directors are of the view that the Group is well placed to manage its business risks successfully despite the current economic climate. Accordingly, they believe the going concern basis is appropriate.

Matters subsequent to the end of the financial year

Proposed Merger with MyState

Auswide announced on 19 August 2024 that it has entered into a binding SIA (Scheme Implementation Arrangement) to merge with MyState Bank Limited in a transaction that, if implemented, will combine two high-quality banks and materially increase scale with the potential for shareholder value creation.

MyState Limited was formed in September 2009 following the merger of MyState Financial, an authorised deposit-taking institution, and TPT Wealth, a trustee and wealth management company. MyState is the non-operating holding company of a diversified financial services group listed on the ASX providing banking, trustee and wealth management services to customers across the country through its retail brands (MyState Bank and TPT Wealth).

MyState Bank delivers home lending, savings and transactional banking solutions through digital and branch channels, an Australia-based contact centre, mobile lenders and mortgage brokers. TPT Wealth delivers asset management and trustee services through relationship managers, digital channels and an Australian-based estate planning, trust administration and support team.

Under the terms of the SIA, MyState has agreed to acquire 100% of the issued shares in Auswide via a Scheme. A copy of the SIA is available on the ASX.

If implemented, Auswide shareholders will receive 1.112 MyState shares per Auswide share, implying ~34% pro forma ownership of MergeCo for Auswide shareholders upon completion of the proposed merger (including shares to be issued in relation to the acquisition of Selfco).

The proposed merger is expected to bring a significant increase in scale with combined lending assets of $12.5 billion and customer deposits of $9.6 billion.

Subject to regulatory and other customary approvals, and the satisfaction (or waiver) of the other conditions under the SIA, the proposed merger is targeted to complete in December 2024.

This has been assessed as a non-adjusting event under AASB 110.

Acquisition of Specialist Equipment Leasing Finance Company Pty Ltd (Selfco)

Auswide Bank announced to the market on 19 August 2024 that a binding agreement had been entered to acquire 100% of Selfco, an established non-bank SME asset finance lender. Selfco is an established vehicle and equipment finance company operating nationally via a network of accredited finance brokers.

The strategic acquisition facilitates Auswide's entry into asset finance and drives scale by expanding Auswide's service offering into the large addressable SME funding market. The transaction provides the opportunity for portfolio diversification by reducing concentration in home loans and key geographies. There is the potential for revenue growth opportunities through capitalising on synergies with Auswide's materially lower wholesale funding costs.

The total consideration for the transaction will be up to $6.5m, comprising of an initial consideration of $5.0m and potential earn-out payments of up to $1.5m based on the achievement of profit-related performance hurdles.

Proforma unaudited FY24 revenue and NPAT for the consolidated Auswide business is $86m and $10m respectively if the acquisition of Selfco had have occurred on 1 July 2023.

The acquisition is subject to various conditions including Auswide securing sufficient debt or equity commitments and is expected to be completed in September 2024.

This has been assessed as a non-adjusting event under AASB 110.

For personal use only

Equity Raising

Auswide Bank announced to the market on 19 August 2024 the intention to undertake a fully underwritten $12m institutional placement to eligible institutional, sophisticated and professional investors. Ord Minnett Limited is lead manager and underwriter of the placement.

Auswide also proposes to undertake a follow-on share purchase plan which is intended to be conducted in accordance with ASIC Corporations (Share and Interest Purchase Plans) Instrument (2019/547). The share purchase plan will not be underwritten and is subject to an aggregate cap of $3.0 million.

New shares issued under the SPP will rank equally with existing Auswide shares from their date of issue and it is intended that new shares issued under the Placement and the SPP will be issued prior to the record date for the FY24 final dividend.

Full details of the SPP will be set out in the SPP Offer Booklet, which is expected to be released to the ASX and sent to eligible shareholders on Monday, 26 August 2024.

The funds raised under the Offer are proposed to be used by the Company to fund the initial and ongoing capital requirements in connection with the proposed acquisition of Specialist Equipment Leasing Finance Company Pty Ltd (Selfco).

This has been assessed as a non-adjusting event under AASB 110.

There has been no other matter or circumstance since the end of the financial year that will significantly affect the results of operations in future years or the situation of the Company. However, the Board of Directors continues to remain vigilant of any unforeseen risks which may arise as a result of rapidly evolving situations.

For personal use only

Directors

The names and particulars of the Directors of the Company in office during or since the end of the financial year are:

Ms Sandra C Birkensleigh *BCom, CA, GAICD, ICCP (Fellow)*
Ms Birkensleigh was appointed to the Board on 2 February 2015, and was appointed Chair on 1 January 2021. Ms Birkensleigh was a partner at PricewaterhouseCoopers for 16 years until her retirement in 2013. During her career, her predominant industry focus has been Financial Services (Banking and Wealth Management). Ms Birkensleigh has also advised on risk management in other sectors such as retail and consumer goods, retail and wholesale electricity companies, resources, and education sectors. Ms Birkensleigh is currently a non-executive Director of the Tasmanian Finance Corporation, Adore Beauty Limited and Horizon Oil Limited. She was recently appointed as Chair of BBO Investments Pty Limited and Channel Investment Management Limited. She is Deputy Chancellor of the University of the Sunshine Coast, a member of its Council and Chair of its Audit and Risk Management Committee. Ms Birkensleigh is a member of the Board Audit Committee and is an independent Director.

Mr Gregory N Kenny *GAICD, GradDipFin*
Mr Kenny was appointed to the Board on 19 November 2013. Mr Kenny has had a long and successful career with Westpac Banking Corporation and St George Bank Ltd, and prior to that with Bank of New York and Bank of America in Australia. At St George Bank he held the positions of Managing Director (NSW and ACT), General Manager Corporate and Business Bank and General Manager Group Treasury and Capital Markets. Mr Kenny is a member of the Board Risk Committee, the Board Audit Committee, the Board Remuneration Committee and is an independent Director.

Mr Grant B Murdoch *MCom(Hons) FAICD, FCAANZ*
Mr Murdoch was appointed to the Board on 1 January 2021. Mr Murdoch is a Chartered Accountant with over 37 years of experience and has previously served as a partner with both Ernst & Young and Deloitte. Mr Murdoch has extensive experience in providing advice on M&A, corporate restructures, share issues, pre-acquisition due diligence and expert reports for capital raisings and IPOs. Mr Murdoch is currently a non-executive Director of Lynas Rare Earths Ltd and serves as a Senator of the University of Queensland where he is also an Adjunct Professor at the School of Business, Economics and Law. Mr Murdoch was appointed as a non-executive Director of the following companies from 1 April 2021 Kiwicare Holdings Ltd, Kiwicare Corporation Ltd, Amalgamated Hardware Merchants Ltd, Burnets Horticulture Ltd, McGregor's Horticulture Ltd, and Amalgamated Hardware Merchants (Australia) Pty Ltd. Mr Murdoch is Chair of the Board Audit Committee, a member of the Board Remuneration Committee, the Board Risk Committee and is an independent Director.

Ms Jacqueline Korhonen *BSc, BEng (Hon), GAICD*
Ms Korhonen was appointed to the Board on 1 April 2021. Ms Korhonen's career spans more than 35 years and encompasses executive roles with several multi-national technology companies including over 25 years at IBM. Ms Korhonen is an independent non-executive Director of MLC Life Insurance and a non-executive Director of Nuix. Ms Korhonen is also a non-executive Director of the Civil Aviation Safety Authority (CASA). Ms Korhonen is Chair of the Board Remuneration Committee, is a member of the Board Audit Committee, the Board Risk Committee and is an independent Director.

Mr Cameron Mitchell *BBus, MAppFin*
Mr Mitchell was appointed to the Board on 1 February 2023. Mr Mitchell is an experienced business leader with an executive career that spans more than 25 years in Banking, Financial Markets, Investment Banking and Financial Services generally. Mr Mitchell's career includes 16 years working with global multinational corporations and financial institutions whilst living in North America and Europe. Mr Mitchell also has extensive experience working with banking and business regulators and has partnered with all levels of Banking customer segmentation including Retail, SME, Business, Private and Institutional banking. He has partnered to deliver bank wide customer growth, customer insight, data, transformation and strategy. Mr Mitchell is the Executive Chair and Managing Director of FX Risk Solutions and ChromeFX and also serves on the board of a not-for-profit sporting club. Mr Mitchell is the Chair of the Board Risk Committee, a member of the Board Audit Committee and the Board Remuneration Committee and is an independent Director.

Ms Lyn T McGrath *BA, MBA, SFFinsia, GAICD*
Ms McGrath was appointed to the Board on 1 March 2023. Ms McGrath has extensive executive experience in the financial services sector throughout her roles as Group Executive Retail Banking at BOQ and Executive General Manager, Retail at CBA. Ms McGrath's experience extends across retail banking, wealth management and retail distribution. Ms McGrath has significant experience in digital transformation and business turnarounds. Ms McGrath is currently a non-executive Director of Credit Corp Group Ltd (ASX:CCP) and is also Chair of the Australian Digital Health Agency. Ms McGrath is a member of the Board Audit Committee, Board Risk Committee and Board Remuneration Committee and is an independent Director.

Mr Douglas R Snell
Mr Snell commenced as Chief Executive Officer/Managing Director of Auswide Bank on 22 April 2024. Mr Snell's financial services career spans 35 years, including his most recent role of Chief Executive Officer of StockCo, a livestock-specialist finance provider. Mr Snell has also held senior positions at Bank of Queensland as General Manager for Corporate and

For personal use only

Business Banking and Acting Group Executive of the Business Division. Mr Snell spent 15 years with Commonwealth Bank and held the roles of General Manager for Regional and Agribusiness (QLD and NT) and National General Manager Specialised Agribusiness Solutions. Prior to Agribusiness Mr Snell spent 15 years in financial markets culminating in his role at CBA as Head of Global Markets Queensland, Singapore and Hong Kong. Mr Snell is an executive Director.

Mr Martin J Barrett *BA(ECON), MBA*
Martin commenced as Chief Executive Officer of Wide Bay Australia Ltd (now Auswide Bank Ltd) on 4 February 2013, and was subsequently appointed Managing Director on 19 September 2013. Martin has extensive experience in the banking sector, having previously held the positions of Managing Director (Queensland, Western Australia and National Motor Finance Business) and General Manager NSW/ACT Corporate and Business Bank at St George Bank Ltd. Prior to working at St George Bank, Martin held senior roles at regional financial institutions in the United Kingdom and at National Australia Bank. Martin retired from his position as Managing Director on 31 December 2023.

COMPANY SECRETARY

Mr William R Schafer *BCom, CA*
Mr Schafer was appointed Company Secretary in August 2001. He has extensive experience in public accounting and management. He is an Associate of the Institute of Chartered Accountants.

Directors' meetings

During the financial year, 17 meetings of the Directors, 4 meetings of the Audit Committee, 4 meetings of the Remuneration Committee and 5 meetings of the Risk Committee were held, in respect of which each Director (while they were a director or committee member) attended the following number:

	BOARD Attended	AUDIT Attended	REMUNERATION Attended	RISK Attended
S Birkensleigh*	17	4	4	5
G Kenny	16	4	3	5
G Murdoch	13	4	3	4
J Korhonen	15	4	4	5
C Mitchell	15	4	4	5
L McGrath	15	4	4	5
D Snell (commenced 22 April 2024)*	5	-	-	2
M Barrett (retired 31 December 2023)*	7	1	2	2

*S Birkensleigh who is not a member of the Remuneration or Risk Committees attended Remuneration and Risk Committee meetings by invitation. D Snell who is not a member of the Risk Committee attended the Risk Committee meetings by invitation. M Barrett who was not a member of the Audit, Risk or Remuneration Committees, attended the Audit, Risk and Remuneration Committee meetings by invitation.

Directors' shareholdings

The Directors currently hold shares of the Company in their own name or a related body corporate as follows:

	ORDINARY SHARES
S Birkensleigh	Nil holding
G Kenny	15,000
G Murdoch	14,000
J Korhonen	Nil holding
C Mitchell	Nil holding
L McGrath	Nil holding
D Snell (commenced 22 April 2024)	Nil holding

Related party disclosure

No persons or entities related to key management personnel provided services to the Company during the year.

For personal use only

Remuneration report

The Board Remuneration Committee consists of independent Directors Ms Jacqueline Korhonen, Mr Greg Kenny, Mr Grant Murdoch, Mr Cameron Mitchell and Ms Lyn McGrath.

The objective of the Board Remuneration Policy is to promote and maintain appropriate behaviour that supports the sustained performance and security of Auswide Bank Ltd and to reward our people in ways which increase shareholder and customer value consistent with our regulatory and statutory obligations.

In accordance with CPS511 - Remuneration, the Board Remuneration Committee will ensure that the structure of remuneration, for risk and control personnel, including performance-based components, does not compromise the independence of these personnel in carrying out their functions.

The Board Remuneration Policy is based upon the long-term sustainable financial security of Auswide Bank and outlines a remuneration framework which:

- is aligned with our business plan, strategic objectives, and risk management framework, which is designed to promote effective management of financial and non-financial risks, sustainable performance, and long-term soundness, and to support the prevention and mitigation of conduct risk;
- appropriately balances measures of performance weighted KPIs towards long-term shareholder interests;
- provides variable performance-based pay for Senior Executives including a short-term incentive and a long-term incentive plan subject to an extended period of performance assessment. Short-term and long-term incentive performance criteria are aligned to performance measures and targets based on differently weighted criteria including financial, sustainability including risk and compliance gateways, staff and customer focused and satisfaction of FAR, Financial Accountability Regime, accountability obligations, and deferred remuneration and adjustment obligations;
- recognises and rewards strong performance;
- provides a considered balance between the capacity to pay and the need to pay to attract and retain capable staff; and
- includes the exercise of Board discretion as an ultimate means to mitigate unintended consequences of variable remuneration and to preserve the interests of shareholders.

Remuneration of Non-Executive Directors

The fees payable for Non-Executive Directors are determined with reference to industry standards, the size of the Company, performance and profitability. The Directors' fees are approved by the shareholders at the Annual General Meeting in the aggregate and the individual allocation is approved by the Board. The Company's Non-Executive Directors receive only fees (including superannuation) for their services. They are not entitled to receive any benefit on retirement or resignation (other than superannuation) and do not participate in any variable STI or LTI share-based remuneration.

Remuneration of Key Management Personnel

Key Management Personnel (KMP) are defined as persons having authority and responsibility for planning, directing and controlling the activities of the entity, directly or indirectly, including any Director (whether Senior Executive or otherwise) of the entity. As such, the KMP comprises of the Non-Executive Directors, the Managing Director, and directly reporting Senior Executives.

Managing Director

The Managing Director's remuneration package includes fixed annual remuneration, variable remuneration in short-term and long-term incentives, benefits, superannuation, retirement, and termination compensation as determined by the Board on the advice of the Board Remuneration Committee (the Committee). At its discretion, the Committee will seek external advice on the appropriate level and structure of the Managing Director's total remuneration package.

On an annual basis, a review will be performed of the remuneration arrangements for the Managing Director with due consideration to the law and corporate governance provisions to ensure that:

- there are sufficiently robust performance measures and targets that encourage superior performance and ethical accountable behaviour;
- the performance of the Managing Director is measured against individual and company targets; and
- any new or varied contract is disclosed in accordance with any governance, accounting, and legal requirements.

Remuneration of the retired Managing Director, M Barrett, the interim Managing Director, G Kenny, and the current Managing Director, D Snell, who commenced 22 April 2024, was subject to review and recommendation of the Remuneration Committee and approval by the Board.

Senior Executives / Key Personnel

The remuneration packages of the Senior Executives who report directly to the Managing Director, including Executive Directors, and any other Responsible Persons (as defined by APRA's Prudential Standards), Accountable Persons (as defined by FAR) and any other key persons considered

For personal use only

by Auswide Bank to be in a role with material influence, are reviewed and recommended to the Board on the recommendations of the Committee and the Managing Director.

Similarly, the Board Remuneration Committee and Managing Director may seek external advice on the appropriate level and structure of the Senior Executives remuneration packages.

An annual review and recommendations to the Board in relation to the remuneration structure will apply to Senior Executives to:

- establish and maintain a process to set robust performance measures and targets that encourage superior executive performance and ethical behaviour; and
- oversee the process for the measurement and assessment of performance.

The remuneration for Senior Executives in 2023/24 was subject to approval and ratification by the Remuneration Committee.

Remuneration Reward framework

Auswide Bank's Remuneration Reward framework includes a range of components to focus the Managing Director and Senior Executives on achieving Auswide Bank's strategy and business objectives. Auswide Bank's overall philosophy is to adopt, where possible, a performance-based methodology using a balanced scorecard which links remuneration to the Bank's financial results and non-financial criteria in order to promote effective management of financial and non-financial risks, sustainable performance and long-term soundness of Auswide Bank, and to support the prevention and mitigation of conduct risk.

The Remuneration Reward framework is designed to:

- reward those who deliver the highest relative performance consistent with Auswide Bank's incentive programs;
- attract, recognise, motivate and retain high performers;
- provide competitive, fair and consistent rewards, benefits and conditions; and
- align the interests of Senior Executives and shareholders through variable remuneration as appropriate, including short-term incentives (STI) and long-term incentives (LTI) performance rights with deferred vesting.

In setting an individual's Remuneration Reward framework, the Committee considers:

- input from Auswide Bank's Managing Director on the balanced scorecard for Senior Executives who report directly to the Managing Director;
- market data from comparable roles in the financial services industry;
- individual and Auswide Bank's performance;
- regulatory and statutory requirements; and
- external remuneration advice, where necessary.

Variable remuneration outcomes will be aligned with performance and risk outcomes and reflect the appropriate application of variable remuneration adjustments tools in variable remuneration outcomes. In particular each individual's actual remuneration will reflect:

- the degree of individual achievement in meeting key performance measures under the performance management framework and balanced scorecard;
- parameters approved by the Board based on Auswide Bank's financial and risk performance and other qualitative factors;
- satisfaction under FAR for the deferral and vesting of variable remuneration;
- any required adjustment under FAR and CPS511, as applicable;
- Auswide Bank's Earnings per Share (EPS) and Return on Equity (ROE) over a defined period; and
- the timing and level of vesting of Performance Rights and deferral of shares.

Components of the Remuneration Reward framework

The components of the Remuneration Reward framework consist of the following:

- Fixed Annual Remuneration (FAR) provided as cash and any contracted additional benefits (including employer superannuation);
- variable remuneration in cash based STIs reflecting both individual and business performance for the current financial year that supports the longer-term strategic objectives of Auswide Bank; and
- variable remuneration in equity based LTIs provided to drive management decisions focused on the long-term prosperity of Auswide Bank through the use of challenging long-term performance hurdles (EPS and ROE) and satisfaction of accountability obligations under FAR and other requirements under CPS511.

Variable Remuneration - Short-term Incentive (STI)

Each year, Key Performance Indicators (KPIs) including financial and non-financial measures for the Managing Director are set by the Board Remuneration Committee and approved by the Board. The Managing Director sets KPIs for the Senior Executives which is presented to the Board Remuneration Committee for approval.

For personal use only

The STI is a maximum fixed contracted amount or the maximum value calculated as a percentage of the FAR and is payable annually in respect of each financial year as cash. Maximum STI awards, expressed as follows: Managing Director up to a maximum contracted value and Senior Executives up to the contracted percentage ranging from 15% to 25%. Payment of STI is conditional upon the achievement of key performance measures tailored to the respective role.

The performance measures and objectives are selected to provide a robust link between Senior Executive reward and the key business drivers of long-term shareholder value. The KPIs are measured relating to the Bank's financial performance and non-financial performance accountabilities and objectives. The measures are chosen and weighted to best align the individual's role to the KPIs of Auswide Bank and its overall performance. KPIs are weighted towards the achievement of profit growth targets.

When setting the annual performance objectives, there will be a balance of material weighting to financial and non-financial measures with the assessment of risk a critical input. The financial performance objectives are determined in line with the yearly financial budget set and approved by the Board. The non-financial objectives vary with position and responsibility and include measures such as achieving strategic outcomes, customer results, sustainability which includes compliance and support of Auswide Bank's risk management policies and culture, customer satisfaction, communication, and staff development.

Impact of individual performance on STI rewards

At the end of the financial year, the Board Remuneration Committee assesses the actual performance of the Bank and the Managing Director against the KPI balanced scorecard set at the beginning of the financial year. Based upon that assessment, a recommendation is made to the Board Remuneration Committee as to the STI payment.

After individual assessment of their performance measures, the Managing Director will recommend to the Committee the STI payments for Senior Executives for approval by the Board Remuneration Committee and ratified by the Board.

Impact of business performance on STI rewards

Payment of an STI to the Managing Director and Senior Executives is at the complete discretion of the Board and can be adjusted downwards to zero, if necessary, to otherwise protect the financial soundness of Auswide Bank and taking into account a qualitative overlay that reflects Auswide Bank's management of business risks, shareholder expectations and quality of the financial results, for example, at a minimum to ensure that no breach of capital adequacy or liquidity policy thresholds occurs.

For the purposes of calculating the STI pool each year, the financial performance of Auswide Bank is determined by a mix of targeted financial earnings, net profit after tax (NPAT) and Return on Equity (ROE). These measures reasonably capture the effects of a number of material risks and minimise actions that promote short-term results at the expense of longer-term business growth and success.

STI risk adjustment

STI reward outcomes can be adjusted for risk at a number of levels.

Individual Scorecards - Senior Executives will have specific risk related measures related to their role included in their scorecard and are aligned with the Risk Appetite Statement where appropriate.

Compliance Gateway - Senior Executives must support Auswide Bank's risk and compliance culture. Individuals who do not pass the compliance expectations of their role will have their STI reduced in part, or in full, depending on the severity of the breach.

Risk adjustment of business outcomes - whilst performance is assessed against compliance with the agreed risk measures and risk appetite, the Board Remuneration Committee may recommend to the Board an adjustment of the financial outcomes upon which STI rewards are determined based on a qualitative overlay that reflects Auswide Bank's management of business risks, shareholder expectations and the quality of the financial results.

Serious breach of duty

The Board also has discretion to adjust the STI payment down (potentially to zero) in the event that the Managing Director or a Senior Executive commits a serious breach of duty including their accountability obligations under FAR.

If the results on which any STI reward was based are subsequently found by the Board to have been the subject of deliberate management misstatement, the Board may require repayment of the relevant STI, in addition to any other disciplinary actions.

Non-payment of STI on resignation

The payment of an STI will not apply if formal notice of resignation has been provided by the employee.

Note: This clause does not apply where a Senior Executive has provided formal notice of retirement. Retired Managing Director, M Barrett, who retired on 31 December 2023 was paid a STI payment.

Short-term Incentive (STI) payments

Performance-based payments were made to Senior Executives under the STI scheme as an incentive payment to recognise and reward the achievement of KPI targets relating to the financial year ended 30 June 2023, and were paid on 15 September 2023. The Board Remuneration Committee have advised that there would be no performance-based payments under the STI scheme for the year ended 30 June 2024.

For personal use only

KMP	Position	STI award FY24 (to be paid Sept 2024) $	STI award FY23 (paid 15 Sept 2023) $
D Snell (commenced 22 April 2024)	Chief Executive Officer/Managing Director	-	-
M Barrett (retired 31 December 2023)	Managing Director	-	171,600
W Schafer	Chief Financial Officer	-	60,969
D Hearne	Chief Customer Officer	-	58,498
G Job	Chief People and Property Officer	-	43,802
S Johnson	Chief Information Officer	-	36,456
C Lonergan	Chief Risk Officer	-	45,113
M Rasmussen	Chief Operating Officer	-	41,681
R Stephens	Chief Transformation Officer	-	41,823

Long Term Incentive (LTI) - Performance Rights Plan (PRP)

The Auswide Bank Performance Rights Plan (PRP) was established by the Board to encourage the Executive Management Team, comprising of the Managing Director and Senior Executives, to drive the long-term prosperity of Auswide Bank and have a greater involvement in the achievement of the Bank's objectives.

Offers under the Performance Rights Plan

Under the PRP invitation, an offer may be made to members of the Executive Management Team each year as determined by the Board. The maximum value of the offer is determined in the executive's contract. The maximum value of the LTI is up to the maximum contracted amount for the Managing Director and up to the contracted percentage or fixed amount for the Senior Executives.

The number of performance rights granted will be calculated based on the volume weighted average price of Auswide Bank shares over the first five trading days following the release of Auswide Bank's annual results announcement (exclusive of announcement date).

Each performance right will entitle the Senior Executive to receive one Auswide Bank share upon vesting (or the cash equivalent value), subject to the satisfaction of the vesting conditions over the three-year vesting period. To the extent that performance rights vest, the relevant number of shares will be allocated. Shares allocated following vesting will be subject to a disposal and trading restriction until the fourth anniversary of the grant date (the restriction period).

Performance rights do not give the Senior Executive any legal or beneficial interest in any shares unless and until they are vested and shares are delivered or allocated. They will not receive any dividends or other shareholder benefits, including voting in respect of their performance rights.

The PRP provides for the Trustee of the Auswide Bank Ltd employee share trust to acquire, allocate and hold shares, as relevant. The Trustee is funded by Auswide Bank to acquire shares, as directed by the Board, either by way of purchase from other shareholders on market, or issue by Auswide Bank.

Upon vesting, the Trustee will allocate shares to each member of the Senior Executive Team. Any shares to be allocated to the Managing Director under this Plan may require prior shareholder approval in accordance with ASX Listing Rules.

Vesting of performance rights

In general, performance rights will vest on the vesting date based on satisfaction of the following vesting conditions:

- achievement of the applicable performance measurements and conditions over the vesting period; and
- continued employment with a Group member until the vesting date (provided the Senior Executive has not given notice of resignation and has not received a notice of termination of employment).

The PRP invitation offer letter provides for the allocation of fully paid ordinary shares in the Bank upon vesting of performance rights where accountability obligations, performance and vesting conditions specified by the Board are satisfied over a set vesting period. In addition, a further restriction period will apply to the shares following vesting and during this period, the accountability obligation must be satisfied, otherwise shares may be clawed back. The vesting period and restriction period will be outlined in the PRP invitation offer letter and will be in line with any deferred remuneration obligations under FAR for accountable persons.

Both the vesting period and restriction period are set by the Board at the time of offer and are at its absolute discretion.

Satisfaction of performance measurements and conditions

The performance measurements and conditions that will apply to Performance Rights granted are:

- ***Earnings per Share (EPS):*** half (50%) of the Performance Rights will be subject to an EPS hurdle, based on the Company's average EPS over the vesting period compared to a pre-determined target set by the Board (EPS hurdle);

For personal use only

- ***Return on Equity (ROE):*** half (50%) of the Performance Rights will be subject to an ROE hurdle, based on the Company's average ROE performance over the vesting period compared to a pre-determined target set by the Board (ROE hurdle); and
- ***Satisfaction of conditions based on your 'Accountability Obligations':*** vesting of any Performance Rights will also be subject to meeting the obligations that apply to 'accountable persons' under the Financial Accountability Regime Act 2023.

Further detail regarding each of these performance measurements and conditions is provided below.

Earnings per Share

EPS measures the earnings generated by the Company attributable to each share on issue. The EPS hurdle compares the Company's average actual EPS over the vesting period to the Company's averaged budgeted EPS target over the vesting period.

For the purpose of the EPS hurdle, EPS for a financial year will be calculated as:

$$\text{EPS} = \frac{\text{Net Profit After Tax (NPAT)}}{\text{Average number of ordinary Shares on issue during the financial year}}$$

The Company's average EPS over the vesting period will be calculated as:

$$\text{Average EPS} = \frac{(\text{Year 1 EPS} + \text{Year 2 EPS} + \text{Year 3 EPS})}{3}$$

The percentage of Performance Rights subject to the EPS hurdle that vest, if any, will be determined by reference to the Company's average actual EPS achieved compared to the Company's average budgeted EPS target over the vesting period, as follows:

Average actual EPS over the vesting period compared as a percentage to the average budgeted EPS target	Rights subject to EPS hurdle that vest (%)
At average budgeted target EPS or above	100%
Between 97.5% - 100% of average budgeted target EPS	Vesting between 50% to 100% at Board's discretion
Between 95% - >97.5% of average budgeted target EPS	Vesting between 0% to 50% at Board's discretion
Below 95% of average budgeted target EPS	0%

The number of Performance Rights subject to the EPS hurdle that vest at each level of performance will be determined by the Board at its discretion. The Board retains discretion to adjust the EPS hurdle (including the approach to calculating EPS, Target EPS, and the vesting schedule) to ensure that there is neither advantage nor disadvantage by matters outside management's control that affect the EPS hurdle.

Any Performance Rights subject to the EPS hurdle that do not vest on testing of the EPS hurdle will lapse immediately and will not be re-tested.

Return on Equity

ROE measures the amount of cash earnings generated as a percentage of shareholders' equity. The ROE hurdle compares the Company's average ROE over the vesting period to the Company's averaged budgeted target over the vesting period.

For the purpose of the ROE hurdle, ROE for a financial year will be calculated as:

$$\text{ROE} = \frac{\text{Net Profit After Tax (NPAT)}}{\text{Shareholders' equity (total assets - total liabilities)}}$$

The Company's average ROE over the vesting period will be calculated as:

$$\text{Average ROE} = \frac{(\text{Year 1 ROE} + \text{Year 2 ROE} + \text{Year 3 ROE})}{3}$$

The percentage of Performance Rights subject to the ROE hurdle that vest, if any, will be determined by reference to the average actual ROE achieved compared to the Company's average budgeted target ROE over the vesting period, as follows:

Average actual ROE over the vesting period compared as a percentage to the average budgeted ROE target	Rights subject to ROE hurdle that vest (%)
At average budgeted target ROE or above	100%
Between 97.5% - 100% of average budgeted target ROE	Vesting between 50% to 100% at Board's discretion
Between 95% - >97.5% of average budgeted target ROE	Vesting between 0% to 50% at Board's discretion
Below 95% of average budgeted target ROE	0%

The number of Performance Rights subject to the ROE hurdle that vest at each level of performance will be determined by the Board at its discretion. The Board retains discretion to adjust the ROE hurdle (including the approach to calculating ROE, Target ROE, and vesting schedule) to ensure that there is neither advantage nor disadvantage by matters outside management's influence that materially affect achievement of the ROE hurdle.

Any Performance Rights that do not vest on testing of the ROE hurdle will lapse immediately and will not be re-tested.

For personal use only

Satisfaction of conditions - accountability obligations

Vesting of performance rights will be subject to obligations that apply to 'Accountable Persons' under FAR, which are to:

- act with honesty, integrity, and with due skill, care and diligence;
- deal with the Regulator, APRA, in an open, constructive and cooperative way;
- take reasonable steps in conducting business to prevent matters from arising that would adversely affect the ADI's prudential standard or reputation; and
- take reasonable steps in conducting those responsibilities to prevent matters from arising that would (or would be likely to) result in a material contravention by the Bank of certain laws, including FAR, the Banking Act 1959, the credit legislation (within the meaning of the National Consumer Credit Protection Act 2009), the Financial Sector (Collection of Data) Act 2001, and the financial services law (within the meaning of the Corporations Act 2001).

In addition, during the Restriction Period, accountability obligations must also be satisfied, otherwise shares may be forfeited.

Testing of vesting performance measurements and conditions

Testing of the performance measurements and conditions will occur shortly after the end of the vesting period (which will normally occur once the full year annual results have been finalised). Based on the testing results, and provided the Senior Executive remains employed with the Bank until vesting date (being the date on which the Board determines that the vesting conditions are met), the number of rights that will be eligible to vest (if any) will be determined by the Board.

Upon vesting of performance rights, the Senior Executive will be allocated the relevant number of shares in respect of vested performance rights (or receive the cash equivalent value). The number of shares received may be adjusted in certain circumstances (such as if the Company undertakes a consolidation, bonus issue or capital reconstruction) as set out in the PRP rules.

The Board retains discretion to adjust the number of performance rights which vest down (including to zero) to protect the financial soundness of the Company, including to ensure that breaches of capital adequacy or liquidity policy thresholds do not occur. In addition, any reward payable to any member of the Senior Executive Team under any PRP offer is subject to reassessment and possible forfeiture, if the results on which the LTI reward was based, are subsequently found to have been the subject of deliberate management misstatement.

Restriction period for sale of shares once vested on PRP offers

Shares allocated upon vesting of the performance rights will be subject to trading restrictions until the end of the restriction period which is generally the fourth anniversary of the grant date.

However, the restriction period may end earlier in certain circumstances including:

- the date on which the Board determines an Event has occurred (refer rule 11 of the PRP rules), subject to the requirements of the FAR accountability obligations; and
- any other date determined by the Board, subject to the requirements of FAR.

Senior Executives cannot sell, transfer or otherwise deal with their shares until the end of the restriction period. During this period, Senior Executives will still be entitled to receive dividends and exercise their voting rights along with other shareholders.

The trading restriction may be enforced during the restriction period by either imposing a holding lock on the shares held by the Senior Executive or by the shares being held in the employee share trust on behalf of the Senior Executive.

Shares will remain subject to the requirements of the FAR throughout the restriction period, including the ability for the Board to clawback shares if there is a failure to meet accountability obligations under FAR.

Prohibition from hedging

The Board Remuneration Policy prohibits persons in specified roles covered by CPS511 who receive equity or equity-linked deferred remuneration from hedging their economic exposures to the resultant equity price risk before the equity-linked remuneration is fully vested and able to be sold for cash by the recipient.

Any person who breaches this requirement will constitute a breach of duty and as such will involve disciplinary action and the risk of dismissal under the terms of the executive's contract.

Treatment of performance rights in other circumstances in PRP offers

If a Senior Executive ceases employment prior to the vesting date, the treatment of unvested performance rights will depend on the circumstances of cessation.

Where employment is ceased prior to the relevant vesting date due to resignation, termination for cause or gross misconduct, all of the unvested performance rights will lapse at cessation (subject to the Board's discretion to apply a different treatment, in accordance with the PRP rules).

Where employment is ceased for any other reason before performance rights vest, a pro-rata number of unvested performance rights (based on the vesting period elapsed) will continue "on-foot" and will be tested at the original vesting date and vest to the extent that the relevant vesting conditions have been satisfied (ignoring any service-related conditions). Note that the PRP rules provide the Board with discretion to determine that a different treatment should apply in respect of performance rights.

The PRP rules also contain provisions in relation to the treatment of awards:

- in the event of a variation of capital or a change of control;
- due to fraud, gross misconduct, or material misstatement; and
- under the PRP rules will be subject to the requirements of the FAR.

Actual and potential LTI allocations

Share-based payment arrangements affecting remuneration of key management personnel in the current year or future financial years are detailed in the following tables.

	No. shares	Vesting date	Vested in 23/24 year	Lapsed/ forfeited in 23/24 year	Not yet assessed for vesting
M Barrett *(retired 31 December 2023)*					
2020 offer	20,576	1/7/2023	20,576	-	-
2021 offer	17,613	1/7/2024	-	-	17,613
2022 offer	18,338	1/7/2025	-	-	18,338
2023 offer	22,641	1/7/2026	-	-	22,641
W Schafer					
2020 offer	5,202	1/7/2023	5,202	-	-
2021 offer	4,404	1/7/2024	-	-	4,404
2022 offer	4,585	1/7/2025	-	-	4,585
2023 offer	11,061	1/7/2026	-	-	11,061
D Hearne					
2020 offer	6,451	1/7/2023	6,451	-	-
2021 offer	6,024	1/7/2024	-	-	6,024
2022 offer	6,137	1/7/2025	-	-	6,137
2023 offer	10,613	1/7/2026	-	-	10,613
G Job					
2020 offer	5,251	1/7/2023	5,251	-	-
2021 offer	4,404	1/7/2024	-	-	4,404
2022 offer	4,585	1/7/2025	-	-	4,585
2023 offer	7,947	1/7/2026	-	-	7,947
S Johnson					
2021 offer	4,424	1/7/2024	-	-	4,424
2022 offer	4,898	1/7/2025	-	-	4,898
2023 offer	6,614	1/7/2026	-	-	6,614
C Lonergan					
2020 offer	4,728	1/7/2023	4,728	-	-
2021 offer	4,404	1/7/2024	-	-	4,404
2022 offer	4,585	1/7/2025	-	-	4,585
2023 offer	8,185	1/7/2026	-	-	8,185
M Rasmussen					
2020 offer	4,675	1/7/2023	4,675	-	-
2021 offer	4,404	1/7/2024	-	-	4,404
2022 offer	4,585	1/7/2025	-	-	4,585
2023 offer	7,562	1/7/2026	-	-	7,562
R Stephens					
2021 offer	2,202	1/7/2024	-	-	2,202
2022 offer	4,585	1/7/2025	-	-	4,585
2023 offer	7,588	1/7/2026	-	-	7,588

For personal use only

The Board Remuneration Committee has assessed the 2021 LTI offer due to vest on the 1/7/2024 and advised all shares will lapse in 2024/25. The Board Remuneration Committee also advised there will be no allocation of performance rights under the LTI scheme for the financial year ended 30 June 2024.

KMP	Position	LTI award 2024 offer (Vesting date 1/7/2027) $
D Snell (commenced 22 April 2024)	Chief Executive Officer/Managing Director	-
W Schafer	Chief Financial Officer	-
D Hearne	Chief Customer Officer	-
G Job	Chief People and Property Officer	-
S Johnson	Chief Information Officer	-
C Lonergan	Chief Risk Officer	-
M Rasmussen	Chief Operating Officer	-
R Stephens	Chief Transformation Officer	-

For personal use only

For personal use only

DIRECTORS' STATUTORY REPORT

Details of the remuneration of each Director and each of the named Officers of the Company and the key management personnel are as follows;

	SHORT-TERM EMPLOYEE BENEFITS											
	Cash salary and fees $		Cash bonus $ *Performance-based*		Superannuation $		Other long term benefits $		Share-based payments $ *Performance-based*		Total remuneration $	
	2024	2023	2024	2023	2024	2023	2024	2023	2024	2023	2024	2023
SPECIFIED DIRECTORS												
S Birkensleigh Chairman (non-exec)	166,941	166,941	-	-	18,364	17,529	-	-	-	-	185,305	184,470
G Kenny Director (non-exec)	303,864	104,338	-	-	17,478	10,956	-	-	-	-	321,342	115,294
G Murdoch Director (non-exec)	104,338	104,338	-	-	11,477	10,956	-	-	-	-	115,815	115,294
J Korhonen Director (non-exec)	104,338	104,338	-	-	11,477	10,956	-	-	-	-	115,815	115,294
C Mitchell Director (non-exec)	104,338	43,341	-	-	11,477	4,551	-	-	-	-	115,815	47,892
L McGrath Director (non-exec)	104,338	35,315	-	-	11,477	3,708	-	-	-	-	115,815	39,023
B Dangerfield Director (non-exec) (ceased 27 November 2022)	-	42,137	-	-	-	4,424	-	-	-	-	-	46,561
D Snell Chief Executive Director/Managing Director (commenced 22 April 2024)	102,566	-	-	-	4,742	-	1,983	-	-	-	109,291	-
M Barrett Managing Director (retired 31 December 2023)	494,070	633,262	171,600	180,000	14,226	25,292	-	17,511	112,551	163,414	792,447	1,019,479
Total remuneration - Specified Directors	1,484,793	1,234,010	171,600	180,000	100,718	88,372	1,983	17,511	112,551	163,414	1,871,645	1,683,307
OTHER KEY MANAGEMENT PERSONNEL												
W Schafer Chief Financial Officer	373,401	373,718	60,969	51,727	27,399	25,292	14,031	13,396	28,455	39,445	504,255	503,578
D Hearne Chief Customer Officer	317,749	330,921	58,498	66,924	27,399	25,292	7,677	7,462	35,287	50,619	446,610	481,218
G Job Chief People and Property Officer	243,147	232,835	43,802	33,443	26,001	23,937	11,699	11,713	28,723	39,445	353,372	341,373
S Johnson Chief Information Officer	236,791	228,250	36,456	32,052	25,730	23,688	8,151	7,965	-	-	307,128	291,955
C Lonergan Chief Risk Officer	262,244	252,821	45,113	35,751	27,399	25,292	6,974	6,475	25,862	39,445	367,592	359,784
M Rasmussen Chief Operating Officer	259,653	254,324	41,681	35,612	27,399	25,292	6,944	6,668	25,572	39,445	361,249	361,341
R Stephens Chief Transformation Officer	246,953	237,473	41,823	34,110	26,246	24,162	5,277	4,888	-	-	320,299	300,633
Total remuneration - Other Key Management Personnel	1,939,938	1,910,342	328,342	289,619	187,573	172,955	60,753	58,567	143,899	208,399	2,660,505	2,639,882

The above table indicates amounts paid to Directors and Senior Executives during FY24 with STI and LTI payments reflecting FY23 performance incentives.
For STI and LTI performance awards in relation to FY24 refer to disclosures outlined in Short-term Incentive (STI) payments and Actual and potential LTI allocations.

For personal use only

Employment contracts

All named KMP and the Managing Director have employment contracts. Major provisions of those agreements are summarised below:

KMP	Title	Contract Date	Amended Date	Contract Term	Notice Period	Redundancy Provisions	Short-term[1] Incentives	Long-term[2] Incentives
D Snell*	Chief Executive Officer/ Managing Director	24/10/2023	N/A	No fixed term	Six months	If redundant within 24 months of the employment commencement date, 22/04/2024, a payment equivalent to 12 months Fixed Remuneration inclusive of notice period	$220,000[3]	$160,000[3]
W Schafer	Chief Financial Officer	28/05/2007	06/12/2016 09/11/2022	No fixed term	Four months	Payment on early termination due to a takeover equal to six months salary plus two weeks salary per year of service (minimum 20 weeks/maximum 104 weeks)	20%	20%
D Hearne	Chief Customer Officer	20/06/2016	22/08/2016 09/11/2022	No fixed term	Four months	Four months notice plus six months redundancy pay	25%	25%
G Job	Chief People & Property Officer	04/06/2007	06/12/2016 09/11/2022	No fixed term	Three months	Payment on early termination due to a takeover equal to four months salary plus two weeks salary per year of service (minimum 16 weeks/maximum 104 weeks)	20%	20%
S Johnson	Chief Information Officer	01/11/2010	23/03/2020 09/11/2020 09/11/2022	No fixed term	Three months	Payment on early termination due to a takeover equal to four months salary plus two weeks salary per year of service (minimum 16 weeks/maximum 104 weeks)	20%	20%
C Lonergan	Chief Risk Officer	10/02/2014	01/07/2014 29/11/2016 09/12/2016 09/11/2022	No fixed term	Three months	Three months notice plus six months redundancy pay	20%	20%
M Rasmussen	Chief Operations Officer	03/02/2014	29/01/2015 12/12/2016 09/11/2022	No fixed term	Three months	Three months notice plus six months redundancy pay	20%	20%
R Stephens	Chief Transformation Officer	04/11/2020	09/11/2022	No fixed term	Three months	Three months notice plus six months redundancy pay	20%	20%

*Commencement date 22 April 2024

[1]**Short term incentives** - are subject to the Company's performance as well as the individual's performance in accordance with KPIs determined by the Company and advised on an annual basis. The STI will be calculated up to a fixed contracted amount or the maximum percentage value of base salary (as disclosed above) as at the 30th June each year upon satisfaction of KPIs and assessed and determined at the absolute discretion of the Board Remuneration Committee.

[2]**Long term incentives** - The grant of performance rights, under the terms and conditions of the Auswide Performance Rights Plan Rules, is subject to the Company's performance and the individual's own performance in accordance with KPIs agreed between the individual and the Company on an annual basis. LTIs will be calculated up to a maximum value of base salary (as disclosed above) as at the 30th June each year (or as determined by the Board Remuneration Committee). The right to participate and awards made under the scheme are at the absolute discretion of the Board. The granting of an award under the LTI plan in one year does not guarantee that similar awards will be made in the future.

[3]**D Snell FY24 STIs and LTIs** - The maximum STI and LTI payment for the financial year ended 30 June 2024 will be pro-rated to reflect the period of employment for the 2023-2024 financial year.

For personal use only

Loans to key management personnel

The following table outlines the aggregate of loans to key management personnel. Details are provided on an individual basis for each of the key management personnel whose indebtedness exceeded $100,000 at any time during this reporting period.

Loans have been made in accordance with the normal terms and conditions offered by the Company and charged at rates available to the general public; therefore, this interest rate would approximate an arm's length interest rate offered by the Company.

In addition, loans to staff are also made in accordance with the Staff Share Plan approved by shareholders in 1992. The loans are repayable over three or five years at 0% interest, with the loans being secured by a lien over the relevant shares. Such loans are only available to employees of the Company and there is no applicable arm's length interest to take into account.

Loans for the year ended 30 June 2024	Balance 30 June 2023 $	Interest* charged $	Write-off $	Balance 30 June 2024 $	Number in Group 30 June 2024
Directors	(813,367)	15,950	-	(555,668)	1
Executives	(3,624,107)	96,078	-	(4,811,562)	6
Total: Key management personnel	(4,437,474)	112,028	-	(5,367,230)	7

Loans for the year ended 30 June 2023	Balance 30 June 2022 $	Interest* charged $	Write-off $	Balance 30 June 2023 $	Number in Group 30 June 2023
Directors	(629,183)	18,239	-	(813,367)	1
Executives	(3,562,533)	69,026	-	(3,624,107)	6
Total: Key management personnel	(4,191,716)	87,265	-	(4,437,474)	7

Individuals with loans above $100,000 in reporting period	Balance 30 June 2023 $	Interest* charged $	Write-off $	Balance 30 June 2024 $	Highest in period $
Directors					
MJ Barrett^ (retired 31 December 2023)	(813,367)	15,950	-	(555,668)	(813,367)
Executives					
WR Schafer	(311,689)	11,752	-	(818,614)	(851,581)
DR Hearne	(1,193,453)	25,128	-	(1,233,232)	(1,247,408)
CA Lonergan	(867,677)	30,026	-	(1,626,181)	(2,097,811)
MS Rasmussen	(982,978)	28,357	-	(950,026)	(982,978)
SD Johnson	(185,169)	815	-	(111,278)	(185,169)

*Actual interest charged is affected by the use of the Company's offset account.
^ Interest charged and balance at retirement date

Does not include G Job as the loan amount was under the $100,000 threshold.

For personal use only

Equity holdings and transactions

The following table is in respect of ordinary shares held directly, indirectly or beneficially by key management personnel.

	Balance 30 June 2023	Received as remuneration	Net change other	Balance 30 June 2024
Directors				
G Kenny	15,000	-	-	15,000
G Murdoch	14,000	-	-	14,000
M Barrett* (retired 31 December 2023)	324,659	20,576	(23,000)	322,235
Executives				
W Schafer	72,509	5,202	(11,711)	66,000
D Hearne	8,353	6,451	(8,353)	6,451
G Job	166,134	5,251	6,649	178,034
S Johnson	69,217	-	(37,803)	31,414
C Lonergan	49,525	4,728	(15,227)	39,026
M Rasmussen	12,009	4,675	-	16,684
Total	731,406	46,883	(89,445)	688,844

* Balance at retirement date

Consequences of performance on shareholder wealth

The tables below set out summary information about the Consolidated Entity's earnings from continuing and discontinued operations and movements in shareholder wealth for the five years to 30 June 2024:

	30 June 2024 $'000	30 June 2023 $'000	30 June 2022 $'000	30 June 2021 $'000	30 June 2020 $'000
Net profit before tax	16,346	35,917	37,484	34,702	26,498
Net profit after tax	11,231	25,067	26,132	24,155	18,504

	30 June 2024	30 June 2023	30 June 2022	30 June 2021	30 June 2020
Share price at start of year	$5.39	$6.09	$6.49	$4.84	$5.13
Share price at end of year	$3.57	$5.39	$6.09	$6.49	$4.84
Interim dividend	11.00 cps	22.00 cps	21.00 cps	19.00 cps	17.00 cps
Final dividend	11.00 cps	21.00 cps	21.00 cps	21.00 cps	10.75 cps
Basic earnings per share	24.24 cps	55.64 cps	60.48 cps	56.66 cps	43.80 cps
Diluted earnings per share	24.24 cps	55.64 cps	60.48 cps	56.66 cps	43.80 cps

Dividends franked to 100% at 30% corporate income tax rate.

For personal use only

Indemnities and insurance premiums for officers and auditors

During the financial year the Company has paid premiums to cover Directors and officers for losses arising from claims or allegations made against them for wrongful acts committed or alleged to have been committed by them in their capacities as Directors or officers of the Company. The policy will also reimburse the Company where it is permitted by law to indemnify Insured Persons in relation to such claims or allegations. Cover is provided for the costs of defending such claims or allegations. During the reporting period and subsequent to 30 June 2024, no amounts have been paid pursuant to the policy.

Non-audit services

During the year, Deloitte Touche Tohmatsu, the Company's Auditor, performed certain other services in addition to their statutory duties.

The Board has considered the non-audit services provided during the year by the Auditor, and in accordance with advice provided by the Board Audit Committee, is satisfied that the provision of those non-audit services during the year by the Auditor is compatible with, and did not compromise, the auditor independence requirements of the Corporations Act 2001 for the following reasons:

- All non-audit services were subject to the Corporate Governance procedures adopted by the Company and have been reviewed by the Board Audit Committee to ensure they do not impact the integrity and objectivity of the Auditor, and
- The non-audit services provided do not undermine the general principles relating to auditor independence as set out in APES 110 *Code of Ethics for Professional Accountants* issued by the Accounting Professional and Ethical Standards Board, as they did not involve reviewing or auditing the Auditor's own work, acting in a management or decision making capacity for the Company, acting as an advocate for the Company or jointly sharing risks and rewards.

A copy of the Auditor's Independence Declaration, as required under Section 307C of the Corporations Act 2001, is included in the Directors' Statutory Report.

Non-audit services paid to Deloitte Touche Tohmatsu are as follows:

Services provided in connection with:	2024 $	2023 $
Tax advisory services	38,788	79,749
	38,788	79,749

This Report is signed for and on behalf of the Board of Directors in accordance with a resolution of the Board of Directors.

SC Birkensleigh
Director

Brisbane
26 August 2024

GB Murdoch
Director

Brisbane
26 August 2024

For personal use only

Deloitte.

Deloitte Touche Tohmatsu
ABN 74 490 121 060

477 Collins Street
Melbourne VIC 3000
GPO Box 78
Melbourne VIC 3001 Australia

Tel: +61 3 9671 7000
Fax: +61 3 9671 7001
www.deloitte.com.au

26 August 2024

The Board of Directors
Auswide Bank Ltd
PO Box 1063
BUNDABERG QLD 4670

Dear Board Members,

Auditor's Independence Declaration to Auswide Bank Ltd

In accordance with section 307C of the *Corporations Act 2001*, I am pleased to provide the following declaration of independence to the directors of Auswide Bank Ltd.

As lead audit partner for the audit of the financial report of Auswide Bank Ltd for the year ended 30 June 2024, I declare that to the best of my knowledge and belief, there have been no contraventions of:

- the auditor independence requirements of the *Corporations Act 2001* in relation to the audit; and
- any applicable code of professional conduct in relation to the audit.

Yours faithfully

Deloitte Touche Tohmatsu

DELOITTE TOUCHE TOHMATSU

M Stretton

Mark Stretton
Partner
Chartered Accountants

Liability limited by a scheme approved under Professional Standards Legislation.
Member of Deloitte Asia Pacific Limited and the Deloitte organisation.

For personal use only

For personal use only

Financial Statements

CONSOLIDATED STATEMENT OF PROFIT OR LOSS ACCOUNT FOR THE YEAR ENDED 30 JUNE 2024

	Notes	Consolidated 2024 $'000	Consolidated 2023 $'000	Company 2024 $'000	Company 2023 $'000
Interest revenue	2.1	250,474	189,562	250,474	189,562
Interest expense	2.1	(179,183)	(100,380)	(179,184)	(100,380)
Net interest revenue		71,291	89,182	71,290	89,182
Other non-interest income	2.2	11,253	11,342	11,253	11,342
Total operating income		82,544	100,524	82,543	100,524
Employee benefits expense		26,703	27,205	26,703	27,205
Depreciation expense		3,098	3,193	3,098	3,193
Amortisation expense		849	822	849	822
Occupancy expense		1,533	1,516	1,533	1,516
Fees and commissions		17,867	16,728	17,867	16,728
General and administration expenses		15,744	15,461	15,744	15,461
Other expenses		172	410	172	410
Operating expenses less loan impairment expense		65,966	65,335	65,966	65,335
Expected credit loss on financial assets at amortised cost	4.5.5	232	(728)	232	(728)
Total operating expenses		66,198	64,607	66,198	64,607
Profit before income tax expense		16,346	35,917	16,345	35,917
Income tax expense	2.3	5,115	10,850	5,114	10,848
Net profit after tax		11,231	25,067	11,231	25,069
Profit for the year attributable to:					
Owners of the Company		11,231	25,067	11,231	25,069
Earnings per share					
From continuing operations					
Basic (cents per share)	2.4	24.24	55.64		
Diluted (cents per share)	2.4	24.24	55.64		

The above consolidated statement of profit or loss account should be read in conjunction with the accompanying notes.

For personal use only

	Consolidated		Company	
	2024 $'000	2023 $'000	2024 $'000	2023 $'000
Profit for the year	11,231	25,067	11,231	25,069
Other comprehensive income, net of income tax				
Items that may subsequently be reclassified to profit or loss:				
Cash flow hedges:				
Fair value gain/(loss) arising on hedging instruments during the period	(1,204)	1,785	(1,204)	1,785
Less: cumulative (gain)/loss arising on hedging instruments reclassified to profit or loss	(5,633)	(10,376)	(5,633)	(10,376)
Income tax relating to items that may be reclassified subsequently to profit or loss	2,051	2,577	2,051	2,577
	(4,786)	(6,014)	(4,786)	(6,014)
Other comprehensive income/(loss) for the year, net of income tax	(4,786)	(6,014)	(4,786)	(6,014)
Total comprehensive income for the year	6,445	19,053	6,445	19,055
Total comprehensive income attributable to:				
Owners of the Company	6,445	19,053	6,445	19,055

The above consolidated statement of comprehensive income should be read in conjunction with the accompanying notes.

For personal use only

	Notes	Consolidated 2024 $'000	Consolidated 2023 $'000	Company 2024 $'000	Company 2023 $'000
ASSETS					
Cash and cash equivalents	4.1.1	224,213	203,247	224,213	203,247
Due from other financial institutions	4.1.2	16,000	3,000	16,000	3,000
Other financial assets	4.1.3	535,504	402,432	580,941	443,856
Loans and advances	4.1.4	4,407,524	4,377,803	4,407,524	4,377,803
Other investments	4.1.5	918	1,488	1,313	2,179
Property and equipment	3.1	20,438	18,914	20,438	18,914
Other intangible assets	3.2	2,527	2,975	2,527	2,975
Current income tax assets	2.3.4	2,198	-	2,190	-
Other assets	6.5	4,046	3,315	4,042	3,311
Goodwill	3.3	46,363	46,363	46,363	46,363
Total assets		5,259,731	5,059,537	5,305,551	5,101,648
LIABILITIES					
Deposits and short term borrowings	4.1.6	4,275,552	4,042,906	4,275,962	4,043,323
Other borrowings	4.1.7	-	101,013	-	101,013
Payables and other liabilities	4.1.8	72,838	43,283	72,775	43,221
Loans under management	4.1.4	570,622	530,755	616,059	572,179
Current tax liabilities	2.3.4	-	46	-	46
Deferred tax liabilities - net	2.3.5	270	1,627	270	1,627
Provisions	6.4	3,869	4,029	3,869	4,029
Subordinated capital notes	4.1.9	46,795	42,000	46,795	42,000
Total liabilities		4,969,946	4,765,659	5,015,730	4,807,438
Net assets		289,785	293,878	289,821	294,210
EQUITY					
Contributed equity	3.4	215,597	211,818	215,606	212,135
Reserves	3.5	17,913	22,271	17,950	22,296
Retained profits		56,275	59,789	56,265	59,779
Total equity		289,785	293,878	289,821	294,210

The above consolidated statement of financial position should be read in conjunction with the accompanying notes.

For personal use only

CONSOLIDATED STATEMENT OF CHANGES IN EQUITY FOR THE YEAR ENDED 30 JUNE 2024

	Attributable to owners of Auswide Bank Ltd								
Consolidated entity	**Share capital ordinary $'000**	**Retained profits $'000**	**Asset revaluation reserve $'000**	**General reserve $'000**	**Statutory reserve $'000**	**Doubtful debts reserve $'000**	**Cash flow hedging reserve $'000**	**Share-based payments $'000**	**Total equity $'000**
Balance at 1 July 2023	211,818	59,789	5,944	5,834	2,676	2,388	4,894	535	293,878
Total comprehensive income for the year:									
Profit attributable to owners of parent company	-	11,231	-	-	-	-	-	-	11,231
Increase (decrease) due to revaluation of land and buildings to fair value	-	-	1,256	-	-	-	-	-	1,256
Deferred tax liability adjustment on revaluation of land and buildings	-	-	(377)	-	-	-	-	-	(377)
Share-based payments expensed during the year	-	-	-	-	-	-	-	(144)	(144)
Share-based payments vested during the year	-	-	-	-	-	-	-	(307)	(307)
Increase (decrease) due to revaluation of cash flow hedge to fair value	-	-	-	-	-	-	(6,837)	-	(6,837)
Deferred tax liability adjustment on revaluation of cash flow hedge	-	-	-	-	-	-	2,051	-	2,051
Sub-total	211,818	71,020	6,823	5,834	2,676	2,388	108	84	300,751
Issue of share capital for staff share plan	267	-	-	-	-	-	-	-	267
Issue of share capital for dividend reinvestment plan	3,222	-	-	-	-	-	-	-	3,222
Share issue costs	(18)	-	-	-	-	-	-	-	(18)
Dividends provided for or paid	-	(14,745)	-	-	-	-	-	-	(14,745)
Movement in treasury shares	308	-	-	-	-	-	-	-	308
Balance at 30 June 2024	215,597	56,275	6,823	5,834	2,676	2,388	108	84	289,785

The above consolidated statement of changes in equity should be read in conjunction with the accompanying notes.

For personal use only

CONSOLIDATED STATEMENT OF CHANGES IN EQUITY
FOR THE YEAR ENDED 30 JUNE 2024

	Attributable to owners of Auswide Bank Ltd								
Consolidated entity	**Share capital ordinary $'000**	**Retained profits $'000**	**Asset revaluation reserve $'000**	**General reserve $'000**	**Statutory reserve $'000**	**Doubtful debts reserve $'000**	**Cash flow hedging reserve $'000**	**Share-based payments $'000**	**Total equity $'000**
Balance at 1 July 2022	199,784	53,843	5,944	5,834	2,676	2,388	10,908	685	282,062
Change in accounting policy for Auswide Performance Rights	-	43	-	-	-	-	-	-	43
Restated total equity at the beginning of the financial year	199,784	53,886	5,944	5,834	2,676	2,388	10,908	685	282,105
Total comprehensive income for the year:									
Profit attributable to owners of parent company	-	25,067	-	-	-	-	-	-	25,067
Share-based payments expensed during the year	-	-	-	-	-	-	-	446	446
Share-based payments vested during the year	-	-	-	-	-	-	-	(596)	(596)
Increase (decrease) due to revaluation of cash flow hedge to fair value	-	-	-	-	-	-	(8,591)	-	(8,591)
Deferred tax liability adjustment on revaluation of cash flow hedge	-	-	-	-	-	-	2,577	-	2,577
Sub-total	199,784	78,953	5,944	5,834	2,676	2,388	4,894	535	301,008
Issue of share capital for staff share plan	492	-	-	-	-	-	-	-	492
Issue of share capital for dividend reinvestment plan	11,448	-	-	-	-	-	-	-	11,448
Share issue costs	(193)	-	-	-	-	-	-	-	(193)
Dividends provided for or paid	-	(19,164)	-	-	-	-	-	-	(19,164)
Movement in treasury shares	266	-	-	-	-	-	-	-	266
Gain/(loss) in share capital due to employee incentive scheme	21	-	-	-	-	-	-	-	21
Balance at 30 June 2023	211,818	59,789	5,944	5,834	2,676	2,388	4,894	535	293,878

The above consolidated statement of changes in equity should be read in conjunction with the accompanying notes.

For personal use only

CONSOLIDATED STATEMENT OF CHANGES IN EQUITY FOR THE YEAR ENDED 30 JUNE 2024

	Attributable to owners of Auswide Bank Ltd								
Company	**Share capital ordinary $'000**	**Retained profits $'000**	**Asset revaluation reserve $'000**	**General reserve $'000**	**Statutory reserve $'000**	**Doubtful debts reserve $'000**	**Cash flow hedging reserve $'000**	**Share-based payments $'000**	**Total equity $'000**
Balance at 1 July 2023	212,135	59,779	5,944	5,834	2,676	2,388	4,894	560	294,210
Total comprehensive income for the year:									
Profit attributable to owners of parent company	-	11,231	-	-	-	-	-	-	11,231
Increase (decrease) due to revaluation of land and buildings to fair value	-	-	1,256	-	-	-	-	-	1,256
Deferred tax liability adjustment on revaluation of land and buildings	-	-	(377)	-	-	-	-	-	(377)
Share-based payments expensed during the year	-	-	-	-	-	-	-	(144)	(144)
Share-based payments vested during the year	-	-	-	-	-	-	-	(295)	(295)
Increase (decrease) due to revaluation of cash flow hedge to fair value	-	-	-	-	-	-	(6,837)	-	(6,837)
Deferred tax liability adjustment on revaluation of cash flow hedge	-	-	-	-	-	-	2,051	-	2,051
Sub-total	212,135	71,010	6,823	5,834	2,676	2,388	108	121	301,095
Issue of share capital for staff share plan	267	-	-	-	-	-	-	-	267
Issue of share capital for dividend reinvestment plan	3,222	-	-	-	-	-	-	-	3,222
Share issue costs	(18)	-	-	-	-	-	-	-	(18)
Dividends provided for or paid	-	(14,745)	-	-	-	-	-	-	(14,745)
Balance at 30 June 2024	215,606	56,265	6,823	5,834	2,676	2,388	108	121	289,821

The above consolidated statement of changes in equity should be read in conjunction with the accompanying notes.

For personal use only

CONSOLIDATED STATEMENT OF CHANGES IN EQUITY
FOR THE YEAR ENDED 30 JUNE 2024

	Attributable to owners of Auswide Bank Ltd								
Company	**Share capital ordinary $'000**	**Retained profits $'000**	**Asset revaluation reserve $'000**	**General reserve $'000**	**Statutory reserve $'000**	**Doubtful debts reserve $'000**	**Cash flow hedging reserve $'000**	**Share-based payments $'000**	**Total equity $'000**
Balance at 1 July 2022	200,388	53,831	5,944	5,834	2,676	2,388	10,908	1,184	283,153
Change in accounting policy for Auswide Performance Rights	-	43	-	-	-	-	-	(1,070)	(1,027)
Restated total equity at the beginning of the financial year	200,388	53,874	5,944	5,834	2,676	2,388	10,908	114	282,126
Total comprehensive income for the year:									
Profit attributable to owners of parent company	-	25,069	-	-	-	-	-	-	25,069
Share-based payments expensed during the year	-	-	-	-	-	-	-	446	446
Increase (decrease) due to revaluation of cash flow hedge to fair value	-	-	-	-	-	-	(8,591)	-	(8,591)
Deferred tax liability adjustment on revaluation of cash flow hedge	-	-	-	-	-	-	2,577	-	2,577
Sub-total	200,388	78,943	5,944	5,834	2,676	2,388	4,894	560	301,627
Issue of share capital for staff share plan	492	-	-	-	-	-	-	-	492
Issue of share capital for dividend reinvestment plan	11,448	-	-	-	-	-	-	-	11,448
Dividends provided for or paid	-	(19,164)	-	-	-	-	-	-	(19,164)
Share issue costs	(193)	-	-	-	-	-	-	-	(193)
Balance at 30 June 2023	212,135	59,779	5,944	5,834	2,676	2,388	4,894	560	294,210

The above consolidated statement of changes in equity should be read in conjunction with the accompanying notes.

For personal use only

	Notes	Consolidated 2024 $'000	Consolidated 2023 $'000	Company 2024 $'000	Company 2023 $'000
Cash flows from operating activities					
Interest received		247,174	184,957	247,174	184,957
Dividends received		15	20	15	20
Other non-interest income received		14,253	16,526	14,249	16,526
Interest paid		(164,915)	(77,497)	(164,916)	(77,497)
Net movement in loans and advances		(29,854)	(549,061)	(29,854)	(549,061)
Net movement in deposits and short term borrowings		131,633	375,771	131,627	376,188
Income tax paid		(7,042)	(11,108)	(7,033)	(11,095)
Cash paid to suppliers and employees (inclusive of goods and services tax)		(45,727)	(73,022)	(45,725)	(73,025)
Net cash used in operating activities	6.1	145,537	(133,414)	145,537	(132,987)
Cash flows from investing activities					
Net movement in investment securities		(140,372)	1,143	(144,385)	(15,244)
Net movement in amounts due from other financial institutions		(13,000)	8,773	(13,000)	8,773
Net movement in other investments		570	(74)	866	306
Payments for purchase of property, equipment and intangible assets		(3,232)	(2,305)	(3,232)	(2,305)
Effect of change in accounting policy for Auswide Performance Rights		-	43	-	43
Net cash used in investing activities		(156,034)	7,580	(159,751)	(8,427)
Cash flows from financing activities					
Net movement in subordinated capital notes		4,795	-	4,795	-
Principal payment of lease liabilities		(1,844)	(1,780)	(1,844)	(1,780)
Proceeds from share issue		249	299	249	299
Treasury shares		(143)	137	(439)	(624)
Dividends paid		(11,523)	(7,715)	(11,523)	(7,715)
Net movement in amounts due to other financial institutions and other liabilities		39,929	159,603	43,942	175,990
Net cash used in financing activities		31,463	150,544	35,180	166,170
Net movement in cash and cash equivalents		20,966	24,710	20,966	24,756
Cash and cash equivalents at the beginning of the financial year		203,247	178,537	203,247	178,491
Cash and cash equivalents at end of the financial year	4.1.1	224,213	203,247	224,213	203,247

For the purposes of the consolidated statement of cash flows, cash includes cash on hand and deposits on call.

The cash at the end of the year can be agreed directly to the consolidated statement of financial position.

The above consolidated statement of cash flows should be read in conjunction with the accompanying notes.

Notes to the Financial Statements

For personal use only

Contents

1 General information 60
1.1 Reporting entity 60
1.2 Statement of compliance 60
1.3 Basis of preparation 60
1.4 Basis of consolidation 60
1.5 Rounding of amounts 61
1.6 Goods and Services Tax (GST) 61
1.7 Application of new and revised Accounting Standards 61
1.8 Standards and interpretations on issue not yet adopted 61
1.9 Comparative figures 61
1.10 Going concern 62
2 Financial performance 63
2.1 Interest revenue and interest expense .. 63
2.2 Other non-interest income 64
2.3 Income taxes 65
2.4 Earnings per share 68
2.5 Business and geographical segment information 68
3 Investments and financing 69
3.1 Property and equipment 69
3.2 Other intangible assets 74
3.3 Goodwill 75
3.4 Contributed equity 76
3.5 Reserves 77
3.6 Dividends paid 79
4 Financial assets, liabilities and related financial risk management 80
4.1 Categories of financial instruments 80
4.2 Capital risk management 86
4.3 Market risk management 87
4.4 Liquidity risk management 90
4.5 Credit risk management 95
4.6 Fair value measurements 108
5 Group structure and related parties 112
5.1 Subsidiaries, associates and other related parties 112
5.2 Key management personnel disclosures 113
6 Other financial information 114
6.1 Cash flow statement reconciliation 114
6.2 Expenditure commitments 114
6.3 Contingent liabilities and credit commitments 115
6.4 Provisions 115
6.5 Other non-financial assets 116
6.6 Remuneration of auditors 116
6.7 Events subsequent to balance date 107

For personal use only

1. General information

1.1 Reporting entity

Auswide Bank Ltd (the Company) is a for-profit listed public company, incorporated and domiciled in Australia. The consolidated financial statements of Auswide Bank Ltd for the year ended 30 June 2024 comprises Auswide Bank Ltd and its subsidiaries (the Group or the Consolidated Entity).

The Company's registered office and principle place of business is Level 3, 16-20 Barolin St, Bundaberg, QLD, 4670.

The principal activities of the Company and its subsidiaries (the Group) and the nature of the Group's operations are set out in Note 2.5 Business and geographical segment information.

1.2 Statement of compliance

The financial statements are general purpose financial statements that have been prepared in accordance with the requirements of the Corporations Act 2001, Australian Accounting Standards and Interpretations, and comply with other requirements of the law.

The financial statements comply with all International Financial Reporting Standards (IFRS) in their entirety.

1.3 Basis of preparation

These financial statements have been prepared on an accrual basis and are based on historical cost, except for land and buildings, hedging instruments, financial instruments held at fair value through profit or loss or other comprehensive income that have been measured at fair value.

The accounting policies and methods of computation in the preparation of these financial statements are consistent with those adopted and disclosed in the financial statements for the year ended 30 June 2023, unless otherwise stated.

1.4 Basis of consolidation

The consolidated financial statements comprise the financial statements of the Company, being the parent entity and entities controlled by the Company.

Control is achieved when the Company:

- has power over the investee;
- is exposed, or has rights, to variable returns from its involvement with the investee; and
- has the ability to use its power to affect its returns.

The Company has power when it has rights that give it the ability to direct the activities that significantly affect the investee's returns. The Group not only has to consider its holdings and rights, but also the holdings and rights of other shareholders in order to determine whether it has the necessary power for consolidation purposes. The existence and effect of potential voting rights where the Group has the practical ability to exercise them is considered when assessing whether the Group controls another entity.

The Company reassesses whether it has control of an investee if facts and circumstances indicate changes to the aforementioned elements have occurred. A list of the controlled entities is provided in Note 5.1.1 Controlled entities.

The acquisition of subsidiaries is accounted for using the acquisition method of accounting. Subsidiaries are fully consolidated from the date control is transferred to the Group. They are de-consolidated from the date that control ceases. Intercompany transactions, balances and unrealised gains or losses on transactions between Group entities are fully eliminated on consolidation. When necessary, adjustments are made to the financial statements of subsidiaries to bring their accounting policies into line with the Group's accounting policies.

Non-controlling interests in subsidiaries are identified separately from the Group's equity. The interests of non-controlling shareholders that are present ownership interests entitling their holders to a proportionate share of net assets upon liquidation may initially be measured at fair value or at the non-controlling interests' proportionate share of the fair value of the acquiree's identifiable net assets. Subsequent to initial recognition, non-controlling interests are attributed their share of profits or loss and each component of other comprehensive income. Non-controlling interests are shown separately within the equity section of the statement of financial position and statement of profit or loss and other comprehensive income.

For personal use only

1.5 Rounding of amounts

The Company is a company of the kind referred to in ASIC Corporations (Rounding in Financials/Directors' Reports) Instrument 2016/191, dated 24 March 2016, and in accordance with that Corporations Instrument amounts in the directors' statutory report and the financial statements are rounded off to the nearest thousand dollars, unless otherwise indicated. All amounts are presented in Australian dollars.

1.6 Goods and Services Tax (GST)

Revenues, expenses and assets are recognised net of the amount of GST, except where the amount of GST incurred is not recoverable from the Australian Taxation Office. In these circumstances, the GST is recognised as part of the cost of acquisition of the asset or as part of an item of the expense. Receivables and payables in the statement of financial position are shown inclusive of GST.

Cash flows are presented in the consolidated statement of cash flows on a gross basis, except for the GST component of investing and financing activities, which are disclosed as operating cash flows.

1.7 Application of new and revised Accounting Standards

1.7.1 Standards and interpretations that are mandatorily effective for the current year

New and revised standards and amendments to standards effective for the current financial year which have been applied in the preparation of these financial statements that are relevant to the Group include:

- AASB 2021-2 Amendments to Australian Accounting Standards - Disclosure of Accounting Policies and Definition of Accounting Estimates
- AASB 2021-5 Amendments to Australian Accounting Standards - Deferred Tax related to Assets and Liabilities arising from a Single Transaction
- AASB 2022-1 Amendments to Australian Accounting Standards - Initial Application of AASB 17 and AASB 9 - Comparative Information
- AASB 2022-7 Editorial Corrections to Australian Accounting Standards and Repeal of Superseded and Redundant Standards

1.8 Standards and interpretations on issue not yet adopted

Certain new accounting standards and interpretations have been published that are not mandatory for the 30 June 2024 reporting period are set out below and have not been early adopted by the Group.

Standard/Interpretation	Effective for annual reporting periods beginning on or after
AASB 2024-10 Amendments to Australian Accounting Standards – Sale or contribution of assets between an investor and its associate or joint venture (as amended)	1 January 2025
AASB 2022-6 Amendments to Australian Accounting Standards – Non-current Liabilities with Covenants	1 January 2024
AASB 2022-5 Amendments to Australian Accounting standards – Lease Liability in a Sale and Leaseback	1 January 2024
AASB 2023-1 Amendments to Australian Accounting Standards – Supplier Finance Arrangements	1 January 2024

The Group has assessed the impact of these accounting standards and does not anticipate the implementation of the above standards to have a material impact on the financial statements.

1.9 Comparative figures

When required by Accounting Standards, comparative figures have been adjusted to conform to changes in presentation for the current financial year.

For personal use only

1.10 Going concern

The financial statements are prepared on a going concern basis. Auswide recognises the challenging interest rate environment and the impact it has had on Auswide Bank's financial results, the financial sector, and broader economy. Despite the challenges it presents, there is no material uncertainty that Auswide remains in a going concern position.

The financial results for the year to 30 June 2024 have been challenged, with NPAT down 55.20% on the prior year. However, it is expected that margins will be supported over the course of FY25 as the fixed rate loan portfolio continues to reach maturity.

Well established funding lines are in place to support future loan growth, including access to various retail deposit sources, as well as wholesale funding via broker deposits, NCDs, FRNs and securitisation warehouses.

Loan growth and expense management provide further confidence in operations, with forecasting supporting this outlook. As a consequence of this, the Directors are of the view that the Group is well placed to manage its business risks successfully despite the current economic climate. Accordingly, they believe the going concern basis is appropriate.

For personal use only

2. Financial performance

2.1 Interest revenue and interest expense

The following tables show the average balance for each of the major categories of interest bearing assets and liabilities, the amount of interest revenue or expense and the average interest rate from continuing operations. Month end averages are used as they are representative of the entity's operations during the year. Disclosures on a Company basis have not been separately disclosed as the amounts do not differ materially from those of the Consolidated entity.

Consolidated entity	Average balance $'000	Interest $'000	Average interest rate %
Interest revenue 2024			
Deposits with other financial institutions	228,333	8,118	3.56
Investment securities	385,820	18,784	4.87
Loans and advances	4,379,182	221,735	5.06
Other	35,308	1,837	5.20
	5,028,643	250,474	4.98
Interest expense 2024			
Deposits from other financial institutions	539,767	30,634	5.68
Customer deposits	3,500,170	114,039	3.26
Negotiable certificates of deposit (NCDs)	365,833	17,347	4.74
Floating rate notes (FRNs)	259,077	13,802	5.33
Subordinated capital notes	42,374	3,171	7.48
RBA term funding facility	38,395	45	0.12
Lease liabilities	3,078	145	4.70
	4,748,694	179,183	3.77
Net interest revenue 2024		71,291	

Consolidated entity			
Interest revenue 2023			
Deposits with other financial institutions	166,157	4,845	2.92
Investment securities	335,662	11,573	3.45
Loans and advances	4,187,891	171,332	4.09
Other	41,699	1,812	4.35
	4,731,409	189,562	4.01
Interest expense 2023			
Deposits from other financial institutions	469,448	20,579	4.38
Customer deposits	3,210,040	56,138	1.75
Negotiable certificates of deposit (NCDs)	384,484	12,315	3.20
Floating rate notes (FRNs)	215,385	8,282	3.85
Subordinated capital notes	42,000	2,584	6.15
RBA term funding facility	143,117	270	0.19
Lease liabilities	4,547	212	4.66
	4,469,021	100,380	2.25
Net interest revenue 2023		89,182	

For personal use only

The following tables show the net interest margin, and are derived by dividing the difference between interest revenue and interest expenditure by the average balance of interest earning assets.

Consolidated entity	Average balance $'000	Interest $'000	Average interest rate %
Interest margin and interest spread 2024			
Interest revenue	5,028,643	250,474	4.98
Interest expense	4,748,694	179,183	3.77
Net interest spread			1.21
Plus benefit of net interest-free assets, liabilities and equity			0.21
Net interest margin - on average interest earning assets	5,028,643	71,291	1.42
Interest margin and interest spread 2023			
Interest revenue	4,731,409	189,562	4.01
Interest expense	4,469,021	100,380	2.25
Net interest spread			1.76
Plus benefit of net interest-free assets, liabilities and equity			0.12
Net interest margin - on average interest earning assets	4,731,409	89,182	1.88

Accounting policies

Interest income and interest expense

Interest income and expense for all financial instruments except for those classified as held for trading and those measured or designated at FVTPL are recognised in net interest income as interest income and interest expense in the profit or loss account using the effective interest method.

The effective interest rate (EIR) is the rate that discounts estimated future cash flows of a financial instrument over its expected life or, where appropriate, a shorter period, to the net carrying amount of the financial asset or financial liability. The future cash flows are estimated taking into account the contractual terms of the instrument.

The calculation of the EIR includes all fees paid or received between parties to the contract that are incremental and directly attributable to the specific lending arrangement, transaction costs, and all other premiums or discounts. For financial assets at FVTPL transaction costs are recognised in profit or loss at initial recognition.

The interest income/interest expense is calculated by applying the EIR to the gross carrying amount of non-credit impaired financial assets (i.e. the amortised cost of the financial asset before adjusting for any expected credit loss allowance), or to the amortised cost of financial liabilities. For credit-impaired financial assets the interest income is calculated by applying the EIR to the amortised cost of the credit-impaired financial assets (i.e. the gross carrying amount less the allowance for expected credit losses (ECLs)). For financial assets the EIR reflects the ECL in determining the future cash flows expected to be received from the financial asset.

2.2 Other non-interest income

	Consolidated		Company	
	2024 $'000	2023 $'000	2024 $'000	2023 $'000
Other non-interest income				
Fees and commissions	8,814	9,600	8,814	9,600
Other income	2,439	1,742	2,439	1,742
	11,253	11,342	11,253	11,342

For personal use only

Accounting policies

Other non-interest income
Fee and commission income and expense include fees other than those that are an integral part of EIR (see above). The fees included in this part of the Group's consolidated statement of profit or loss and other comprehensive income include among other things fees charged for servicing a loan, non-utilisation fees relating to loan commitments when it is unlikely that these will result in a specific lending arrangement and loan syndication fees.

Income from these sources is measured based on the consideration specified in a contract with a customer and excludes amounts collected on behalf of third parties. The Group recognises revenue when it transfers control of a product or service to a customer which is typically at the time when the underlying transaction to which the fee and commission relates is executed as specified in the contract.

2.3 Income taxes

2.3.1 Components of income tax expense

	Consolidated		Company	
	2024 $'000	2023 $'000	2024 $'000	2023 $'000
Current income tax	4,839	10,650	4,839	10,648
Deferred income tax	276	200	275	200
Income tax expense reported in profit or loss	5,115	10,850	5,114	10,848

Accounting policies

Taxation
The income tax expense for the period is the tax payable on the current period's taxable income based on the applicable income tax rate adjusted for changes in deferred tax assets and liabilities attributable to temporary differences between the tax base of assets and liabilities and their carrying amounts in the financial statements, and to unused tax losses.

The income tax expense is determined using the tax laws enacted or substantively enacted at the end of the reporting period. Provisions are established where appropriate on the basis of amounts expected to be paid to the tax authorities.

A deferred income tax loss is recognised in full, using the liability method, on temporary differences, between the carrying amounts of assets and liabilities in the consolidated financial statements and their respective tax bases. However, deferred tax liabilities are not recognised if they arise from the initial recognition of goodwill. Deferred income tax is also not accounted for if it arises from initial recognition of an asset or liability in a transaction other than a business combination that at the time of the transaction affects neither accounting nor taxable profit or loss.

Deferred income tax is determined using tax rates (and laws) that have been enacted or substantially enacted by the end of the reporting period and are expected to apply to the period when the asset is realised or liability is settled. Deferred tax is credited to profit or loss except where it relates to items that may be credited directly to equity, in which case the deferred tax is adjusted directly against equity.

Deferred tax assets are only recognised for deductible temporary differences and unused tax losses if it is probable that future taxable profits will be available against which deductible temporary differences and losses can be utilised. The amount of benefits brought to account or which may be realised in the future is based on the assumption that no adverse change will occur in income taxation legislation and the anticipation that the economic entity will derive sufficient future assessable income to enable the benefit to be realised and comply with the conditions of deductibility imposed by the law.

Current and deferred tax are recognised in profit or loss, except when they relate to items that are recognised in other comprehensive income or directly in equity, in which case the current and deferred tax are also recognised in other comprehensive income or directly in equity, respectively. Where current tax or deferred tax arises from the initial accounting for a business combination, the tax effect is included in the accounting for the business combination.

For personal use only

Tax consolidation legislation
The Company and its wholly-owned Australian resident entities (with the exception of Auswide Performance Rights Pty Ltd) formed an income tax consolidated Group under the Australian Consolidation System as of the financial year ended 30 June 2008. Auswide Bank Ltd is the head entity in the tax consolidated Group, and as a consequence recognises current and deferred tax amounts relating to transactions, events and balances of the wholly-owned Australian controlled entities in this Group as if those transactions, events and balances were its own, in addition to the current and deferred tax amounts arising in relation to its own transactions, events and balances. The tax consolidated Group has not entered into a tax sharing agreement.

2.3.2 Numerical reconciliation of income tax expense to prima facie tax payable

	Consolidated		Company	
	2024 $'000	2023 $'000	2024 $'000	2023 $'000
Tax on profit before income tax at 30% (2023: 30%)	4,904	10,775	4,904	10,775
Tax effect of permanent differences				
Add non-deductible expenses:				
Depreciation of buildings	71	71	71	71
Less:				
Tax offset for franked dividends	1	(4)	2	(2)
Other items - net	139	8	137	4
Income tax expense	5,115	10,850	5,114	10,848

2.3.3 Income tax recognised in other comprehensive income

	Consolidated		Company	
	2024 $'000	2023 $'000	2024 $'000	2023 $'000
Current income tax				
Other	-	-	-	-
	-	-	-	-
Deferred income tax				
Arising on items that may be reclassified to profit or loss:				
Fair value remeasurement of hedging instruments entered into for cash flow hedges	(2,051)	(2,577)	(2,051)	(2,577)
	(2,051)	(2,577)	(2,051)	(2,577)
Arising on items that will not be reclassified to profit or loss:				
Fair value remeasurement of land and buildings	377	-	377	-
	377	-	377	-
Total income tax recognised directly in other comprehensive income	(1,674)	(2,577)	(1,674)	(2,577)

For personal use only

2.3.4 Current tax assets and liabilities

	Consolidated		Company	
	2024 $'000	2023 $'000	2024 $'000	2023 $'000
Current tax assets/(liabilities)				
Current tax liabilities	-	(46)	-	(46)
Current income tax assets/(liabilities)	2,198	-	2,190	-
	(2,198)	46	(2,190)	46

2.3.5 Deferred tax balances

	Consolidated		Company	
	2024 $'000	2023 $'000	2024 $'000	2023 $'000
Deferred tax liabilities	(270)	(1,627)	(270)	(1,627)
	(270)	(1,627)	(270)	(1,627)

	Consolidated		Company	
	2024 $'000	2023 $'000	2024 $'000	2023 $'000
Deferred tax assets				
Employee leave provisions	1,160	1,136	1,160	1,136
Expected credit losses	1,281	1,221	1,281	1,221
Capital losses available	246	754	246	754
Premium on loans purchased	88	95	88	95
Subordinated capital notes prepaid expenses	49	48	49	48
Lease liabilities net of right of use assets	128	219	128	219
Other items	197	311	197	311
	3,149	3,784	3,149	3,784

	Consolidated		Company	
	2024 $'000	2023 $'000	2024 $'000	2023 $'000
Deferred tax liabilities				
Property and equipment	369	737	369	737
Asset revaluation reserve	2,924	2,547	2,924	2,547
Cash flow hedging reserve	46	2,098	46	2,098
Performance Rights cash contributions in excess of accounting expense	80	29	80	29
	3,419	5,411	3,419	5,411

In respect of each temporary difference the adjustment was charged to income, except for the revaluations of hedging instruments entered into for cash flow hedges which were charged to the cash flow hedge reserve in equity, and the revaluations of land and buildings which were charged to the asset revaluation reserve in equity.

For personal use only

Movement in deferred tax balances	Consolidated 2024 $'000	Consolidated 2023 $'000	Company 2024 $'000	Company 2023 $'000
Balance at beginning of year	(1,627)	(3,896)	(1,627)	(3,896)
Deferred income tax income/(expense) recognised directly in profit or loss	(275)	(200)	(275)	(200)
Deferred tax recognised in other comprehensive income	1,674	2,577	1,674	2,577
Deferred tax arising on:				
Reduction in deferred tax asset on capital losses	(60)	(120)	(60)	(120)
Prior period adjustments	18	12	18	12
Balance at end of year	(270)	(1,627)	(270)	(1,627)

2.4 Earnings per share

	2024 Cents per share	2023 Cents per share
Basic and diluted earnings per share		
From continuing operations	24.24	55.64
Total basic and diluted earnings per share	24.24	55.64

The earnings and weighted average number of ordinary shares used in the calculation of basic and diluted earnings per share are calculated as follows:

	2024 $'000	2023 $'000
Profit for the year attributable to owners of the Company	11,231	25,067
Earnings used in the calculation of basic and diluted earnings per share from continuing operations	11,231	25,067

	2024 Shares No.	2023 Shares No.
Weighted average number of ordinary shares for the purposes of basic and diluted earnings per share	46,332,912	45,054,862

2.5 Business and geographical segment information

The Group only has one major business and operating segment being 'Retail Banking'. The principal activities of the Group are confined to the raising of funds and the provision of finance for housing, consumer lending and business banking. For the purpose of performance evaluation, risk management and resource allocation, the decisions are based predominantly on the key performance indicators at the Group level.

The Group operates in one geographical segment which is the Commonwealth of Australia.

For personal use only

3. Investments and financing

3.1 Property and equipment

	Consolidated		Company	
	2024 $'000	2023 $'000	2024 $'000	2023 $'000
Property and equipment owned	18,395	15,862	18,395	15,862
Right-of-use assets	2,043	3,052	2,043	3,052
	20,438	18,914	20,438	18,914
Carrying amounts of:				
Freehold land and buildings	11,875	10,862	11,875	10,862
Equipment	6,520	5,000	6,520	5,000
	18,395	15,862	18,395	15,862

	Consolidated		Company	
	2024 $'000	2023 $'000	2024 $'000	2023 $'000
Freehold land and buildings				
At independent valuation - April 2021	11,875	11,345	11,875	11,345
Provision for depreciation	-	(483)	-	(483)
	11,875	10,862	11,875	10,862
Movement in carrying amount				
Opening net book amount	10,862	11,104	10,862	11,104
Revaluation increase	1,256	-	1,256	-
Depreciation charge	(243)	(242)	(243)	(242)
Carrying amount at end of year	11,875	10,862	11,875	10,862

	Consolidated		Company	
	2024 $'000	2023 $'000	2024 $'000	2023 $'000
Equipment				
At cost	18,155	15,493	18,155	15,493
Provision for depreciation	(11,635)	(10,493)	(11,635)	(10,493)
	6,520	5,000	6,520	5,000
Movement in carrying amount				
Opening net book amount	5,000	5,036	5,000	5,036
Additions	2,832	1,519	2,832	1,519
Depreciation charge	(1,263)	(1,278)	(1,263)	(1,278)
Disposals	(49)	(104)	(49)	(104)
Reclassification of work in progress	-	(173)	-	(173)
Carrying amount at end of year	6,520	5,000	6,520	5,000

For personal use only

All land and buildings were revalued as at 21 May 2024 by certified practicing valuers Herron Todd White Pty Ltd. The valuations were independently prepared in accordance with the API's Australian and New Zealand Valuation and Property Standards. The valuations were derived through a reconciliation of the capitalisation of net income and direct comparison approaches. The Company's policy is to engage external experts to comprehensively revalue freehold land and buildings every three years with an assessment performed by the Board of Directors in intervening years.

Accounting policies

Property and equipment

Freehold land and buildings are stated in the consolidated statement of financial position at their revalued amounts, being the fair value at the date of revaluation, less any subsequent depreciation for buildings and subsequent accumulated impairment losses. Freehold land is not depreciated. Revalued amounts are based on periodic, but at least triennial, valuations by external independent valuers.

Any accumulated depreciation at the date of revaluation is eliminated against the gross carrying amount of the asset and the net amount is restated to the revalued amount of the asset.

The carrying amount of equipment is reviewed annually by the Directors to ensure it is not in excess of the recoverable amount from these assets. The recoverable amount is assessed on the basis of the expected net cash flows that will be received from the asset's employment and subsequent disposal. The expected net cash flows have been discounted to their present values in determining recoverable amounts.

Subsequent costs are included in the asset's carrying amount or recognised as a separate asset, as appropriate, only when it is probable that future economic benefits associated with the item will flow to the Group and the cost of the item can be measured reliably. All other repairs and maintenance are charged to profit or loss during the financial period in which they are incurred.

Any revaluation increase arising on the revaluation of freehold land and buildings is recognised in other comprehensive income and accumulated within equity, except to the extent that it reverses a revaluation decrease for the same asset previously recognised in profit or loss, in which case the increase is credited to profit or loss to the extent of the decrease previously expensed. A decrease in the carrying amount arising on the revaluation of such land and buildings is recognised in profit or loss to the extent that it exceeds the balance, if any, held in the properties revaluation reserve relating to a previous revaluation of that asset.

The depreciable amount of all fixed assets including building and capitalised lease assets, but excluding freehold land, is depreciated on a straight line basis over their useful lives to the economic entity commencing from the time the asset is held ready for use. Leasehold improvements are depreciated over the shorter of either the unexpired period of the lease or the estimated useful lives of the improvements.

The depreciation periods used for each class of depreciable assets are:

- Buildings - 40 years
- Equipment - 4 to 6 years
- Leasehold improvements - 4 to 6 years or the term of the lease, whichever is the lesser.

The asset's residual values and useful lives are reviewed, and adjusted if appropriate, at each reporting date.

An asset's carrying amount is written down immediately to its recoverable amount if the asset's carrying amount is greater than its estimated recoverable amount.

An item of property and equipment is derecognised upon disposal or when no future economic benefits are expected to arise from the continued use of the asset. Gains and losses on disposals are determined by comparing the proceeds with the carrying amount. These gains and losses are included in profit or loss. When revalued assets are sold, amounts included in the revaluation reserve relating to that asset are transferred to retained earnings.

Equipment is measured on the cost basis less depreciation and impairment losses.

For personal use only

3.1.1 Right-of-use assets

Consolidated entity	Property $'000	Vehicles $'000	Total $'000
Right-of-use assets at cost			
Balance as at 1 July 2023	2,904	148	3,052
Modification to lease terms	517	67	584
Balance as at 30 June 2024	3,421	215	3,636
Accumulated depreciation			
Depreciation charge for the year	(1,464)	(129)	(1,593)
Right-of-use assets as at 30 June 2024	1,957	86	2,043

Consolidated entity	Property $'000	Vehicles $'000	Total $'000
Right-of-use assets at cost			
Balance as at 1 July 2022	4,404	104	4,508
Additions during the year	-	84	84
Modification to lease terms	59	83	142
Variable lease payment adjustments	(11)	1	(10)
Balance as at 30 June 2023	4,452	272	4,724
Accumulated depreciation			
Depreciation charge for the year	(1,548)	(124)	(1,672)
Right-of-use assets as at 30 June 2023	2,904	148	3,052

Company	Property $'000	Vehicles $'000	Total $'000
Right-of-use assets at cost			
Balance as at 1 July 2023	2,904	148	3,052
Modification to lease terms	517	67	584
Balance as at 30 June 2024	3,421	215	3,636
Accumulated depreciation			
Depreciation charge for the year	(1,464)	(129)	(1,593)
Right-of-use assets as at 30 June 2024	1,957	86	2,043

Company	Property $'000	Vehicles $'000	Total $'000
Right-of-use assets at cost			
Balance as at 1 July 2022	4,404	104	4,508
Additions during the year	-	84	84
Modification to lease terms	59	83	142
Variable lease payment adjustments	(11)	1	(10)
Balance as at 30 June 2023	4,452	272	4,724
Accumulated depreciation			
Depreciation charge for the year	(1,548)	(124)	(1,672)
Right-of-use assets as at 30 June 2023	2,904	148	3,052

For personal use only

3.1.2 Lease liabilities

Details of associated lease liabilities recognised in respect of the right-of-use assets are presented below:

	Consolidated		Company	
	2024 $'000	2023 $'000	2024 $'000	2023 $'000
Maturity analysis - contractual undiscounted cash flows				
Less than one year	1,561	1,846	1,561	1,846
One to five years	1,034	2,172	1,034	2,172
Total undiscounted lease liabilities	2,595	4,018	2,595	4,018
Lease liabilities included in statement of financial position				
Current	1,528	1,807	1,528	1,807
Non-current	942	1,975	942	1,975
	2,470	3,782	2,470	3,782
Amounts recognised in statement of comprehensive income				
Interest on lease liabilities	145	212	145	212
	145	212	145	212
Amounts recognised in statement of cash flows				
Total cash outflow for leases	1,989	1,991	1,989	1,991
	1,989	1,991	1,989	1,991

Accounting policies

At inception of a contract, the Group assesses whether a contract is, or contains, a lease. A contract is, or contains, a lease if the contract conveys the right to control the use of an identified asset for a period of time in exchange for consideration. A right-of-use asset and a corresponding lease liability is recognised with respect to all lease arrangements in which it is the lessee, except for short-term leases (defined as leases with a lease term of 12 months or less) and leases of low value assets (such as tablets and personal computers, small items of office furniture and telephones). For these leases, the Group recognises the lease payments as an operating expense on a straight-line basis over the term of the lease unless another systematic basis is more representative of the time pattern in which economic benefits from the leased assets are consumed.

To assess whether a contract conveys the right to control the use of an identified asset, the Group assesses whether:

- the contract involves the use of an identified asset - this may be specified explicitly or implicitly and should be physically distinct or represent substantially all of the capacity of a physically distinct asset. If the supplier has a substantive substitution right, then the asset is not identified;
- the Group has the right to obtain substantially all of the economic benefits from use of the asset throughout the period of use; and
- the Group has the right to direct the use of the asset. The Group has this right when it has the decision-making rights that are most relevant to changing how and for what purpose the asset is used. In rare cases where the decision about how and for what purpose the asset is used is predetermined, the Group has the right to direct the use of the asset if either:
  - the Group has the right to operate the asset; or
  - the Group designed the asset in a way that predetermines how and for what purpose it will be used.

At inception or on reassessment of a contract that contains a lease component, the Group allocates the consideration in the contract to each lease component on the basis of their relative stand-alone prices.

For personal use only

The Group recognises a right-of-use asset and a lease liability at the lease commencement date. The right-of-use asset is initially measured at cost, which comprises the initial amount of the lease liability adjusted for any lease payments made at or before the commencement date, plus any initial direct costs incurred and an estimate of costs to dismantle and remove the underlying asset or to restore the underlying asset or the site on which it is located, less any lease incentives received.

The right-of-use asset is subsequently depreciated using the straight-line method from the commencement date to the earlier of the end of the useful life of the right-of-use asset or the end of the lease term. The estimated useful lives of right-of-use assets are determined on the same basis as those of property and equipment. In addition, the right-of-use asset is periodically reduced by impairment losses, if any, and adjusted for certain re-measurements of the lease liability.

The lease liability is initially measured at the present value of the lease payments that are not paid at the commencement date, discounted using the interest rate implicit in the lease or, if that rate cannot be readily determined, at the Group's incremental borrowing rate.

Lease payments included in the measurement of the lease liability comprise the following:

- fixed payments, including in-substance fixed payments, less any lease incentive receivable;
- variable lease payments that depend on an index or a rate, initially measured using the index or rate as at the commencement date;
- the amount expected to be payable under a residual value guarantee, if any; and
- the exercise price, if any, under a purchase option that the Group is reasonably certain to exercise, lease payments in an optional renewal period if the Group is reasonably certain to exercise an extension option, and penalties for early termination of a lease unless the Group is reasonably certain not to terminate early.

The lease liability is re-measured when there is a change in future lease payments arising from a change in an index or rate, if there is a change in the Group's estimate of the amount expected to be payable under a residual value guarantee, or if the Group changes its assessment of whether it will exercise a purchase, extension or termination option.

When the lease liability is re-measured in this way, a corresponding adjustment is made to the carrying amount of the right-of-use asset or is recorded in profit or loss if the carrying amount of the right-of-use asset has been reduced to zero.

Short-term leases and leases of low-value assets

The Group has elected not to recognise right-of-use assets and lease liabilities for all short-term leases that have a lease term of 12 months or less. The Group recognises the lease payments associated with these leases as an expense on a straight-line basis over the lease term.

For personal use only

3.2 Other intangible assets

	Consolidated		Company	
	2024 $'000	2023 $'000	2024 $'000	2023 $'000
Carrying amounts of:				
Software	2,527	2,975	2,527	2,975
	2,527	2,975	2,527	2,975

	Consolidated		Company	
	2024 $'000	2023 $'000	2024 $'000	2023 $'000
Software				
At cost	8,625	8,224	8,625	8,224
Provision for amortisation	(6,098)	(5,249)	(6,098)	(5,249)
	2,527	2,975	2,527	2,975
Movement in carrying amount				
Balance at beginning of year	2,975	2,839	2,975	2,839
Additions	401	786	401	786
Disposals	-	-	-	-
Amortisation	(849)	(822)	(849)	(822)
Reclassification of work in progress	-	172	-	172
Balance at end of year	2,527	2,975	2,527	2,975

Accounting policies

Intangible assets
Purchased items of computer software which are not integral to the computer hardware owned by the Group are classified as intangible assets. Intangible assets are stated in the statement of financial position at cost less any accumulated depreciation and impairment.

Computer software has a finite life and accordingly is amortised on a straight line basis over the expected useful life of the software. Amortisation periods ranging from 4 to 6 years are applied.

An intangible asset is derecognised on disposal, or when no future economic benefits are expected from use or disposal. Gains or losses arising from derecognition are measured as the difference between the net disposal proceeds and the carrying amount of the assets and are taken to profit or loss at the date of derecognition.

No internally generated intangible assets are recognised by the Group.

Impairment testing is performed annually for intangible assets with indefinite lives and intangible assets not yet available for use.

3.3 Goodwill

	Consolidated		Company	
	2024 $'000	2023 $'000	2024 $'000	2023 $'000
Goodwill	46,363	46,363	46,363	46,363
	46,363	46,363	46,363	46,363
Representing goodwill arising on the acquisition of:				
Queensland Professional Credit Union Ltd (YCU)	4,306	4,306	4,306	4,306
Mackay Permanent Building Society Ltd (MPBS)	42,057	42,057	42,057	42,057
	46,363	46,363	46,363	46,363

Accounting policies

Goodwill

Goodwill acquired in a business combination is initially measured at cost, being the excess of the cost of the business combination over the Group's interest in the net fair value of the identifiable assets, liabilities and contingent liabilities recognised at the date of the acquisition.

Goodwill is subsequently measured at cost less any accumulated impairment losses.

For the purpose of impairment testing, goodwill is allocated to each of the Group's cash-generating units (or groups of cash-generating units) that is expected to benefit from the synergies of the business combination.

A cash-generating unit or groups of cash-generating units to which goodwill has been allocated are tested for impairment annually, or more frequently if events or changes in circumstances indicate that goodwill might be impaired. If the recoverable amount of the cash-generating unit is less than its carrying amount, the impairment loss is allocated first to reduce the carrying amount of any goodwill allocated to the unit and then to the other assets of the unit pro rata based on the carrying amount of each asset in the unit. Any impairment loss on goodwill is recognised directly in profit or loss. An impairment loss recognised for goodwill is not reversed in subsequent periods.

On disposal of the relevant cash-generating unit, the attributable amount of goodwill is included in the determination of the profit or loss on disposal.

Impairment testing for goodwill is performed annually, or earlier if there is an impairment indicator.

Key estimates and judgements

The cash-generating unit selected for impairment testing of goodwill was the Auswide Bank Ltd parent entity, within the Company and Consolidated entities.

Impairment testing of goodwill was carried out by comparing the carrying amount of the cash generating unit to the recoverable amount.

The recoverable amount is determined based on a value in use calculation using cash flow projections on financial forecasts covering a five-year period, applying a terminal growth rate thereafter, and discounted at the post-tax discount rate.

Management has also conducted a sensitivity analysis of the key assumptions within the impairment test. The notes below discuss the key assumptions in the model and their sensitivity to changes in value in isolation:

> A pre-tax discount rate of 10.0% is used and calculated from inputs provided by an independent third party. An increase in the discount rate to 10.13% would lead to an impairment.

> Loan growth is assumed to be 7.0% in FY25 and 7.5% (compound average growth rate) for the remaining forecast period. This is based on past performance, expectations of market development, and planned activities of the Bank to grow the balance sheet. A reduction from this growth rate to 6.6% would lead to an impairment.

> A net interest margin ('NIM') of 1.98% is expected to be achieved by FY26. This is based on past performance, expectations of market developments, and planned activities announced by the Group to achieve a sustainable improvement to our cost of funding. A reduction of the FY26 NIM of less than 1bp would lead to an impairment.

The sensitivity analysis for each assumption is determined in isolation, assuming all other assumptions remain constant.

For personal use only

For personal use only

3.4 Contributed equity

Disclosures on a Company basis have not been separately disclosed as the amounts do not differ materially from those of the Consolidated entity.

Consolidated entity	Notes	2024 Shares No.	2024 Shares $'000	2023 Shares No.	2023 Shares $'000
Fully paid ordinary shares					
Balance at beginning of year		45,853,229	211,818	43,524,064	199,784
Issued during the year					
Staff share plan	3.4.1	56,797	267	94,978	492
Dividend reinvestment plan	3.4.2	667,536	3,222	2,197,994	11,448
Share issue costs		-	(18)	-	(193)
Gain/(loss) in share capital on disposal of treasury shares		-	-	-	21
Treasury shares					
Movement in treasury shares	3.4.3	51,541	308	36,193	266
Balance at end of year		46,629,103	215,597	45,853,229	211,818

Effective 1 July 1998, the Company Law Review Act abolished the concept of par value shares and the concept of authorised capital. Accordingly, the Company does not have authorised capital or par value in respect of its issued shares.

All ordinary shares have equal voting, dividend and capital repayment rights.

3.4.1 Staff Share Plan

On 10 November 2023, 56,797 ordinary shares were issued pursuant to the Company's staff share plan. Shares were issued at a price of 90% of the weighted average price of the Company's shares traded on the Australian Securities Exchange for the 10 days prior to the issue of the invitation to subscribe for the shares.

The members of the Company approved a staff share plan in 1992 enabling the staff to participate to a maximum of 10% of the shares of the Company. The share plan is available to all employees under the terms and conditions as decided from time to time by the Directors, but in particular, limits the maximum loan to each participating employee to 40% of their gross annual income. The plan requires employees to provide a deposit of 10% with the balance able to be repaid over a period of five years at no interest.

	Consolidated		Company	
	2024 Shares No.	2023 Shares No.	2024 Shares No.	2023 Shares No.
Shares issued to employees since the inception of plan	3,364,179	3,307,382	3,364,179	3,307,382
Shares issued to employees during the financial year	56,797	94,978	56,797	94,978

	2024 $'000	2023 $'000	2024 $'000	2023 $'000
Total market value at date of issue (10 November 2023)	293	561	293	561
Total amount paid or payable for the shares at that date	267	492	267	492

For personal use only

3.4.2 Dividend Reinvestment Plan (DRP)

The Board of Directors resolved to maintain the Dividend Reinvestment Plan (DRP) in respect of the final dividend for the 2022/23 financial year, payable on 22 September 2023.

The Board resolved to maintain the DRP for the interim dividend payable on 22 March 2024 for the 2023/24 financial year.

22 March 2024 - 229,046 ordinary shares were issued
22 September 2023 - 438,490 ordinary shares were issued

Shares issued under the plan rank equally in every respect with existing fully paid permanent ordinary shares and participate in all cash dividends declared after the date of issue. The shares issued under the DRP on 22 September 2023 and 22 March 2024 were issued at a discount of 2.5% on the weighted sale price of the Company's shares sold during the five trading days immediately following the Record Date.

3.4.3 Treasury shares

As at the reporting date Auswide Performance Rights Pty Ltd holds 1,756 shares, $9,472 (2023: 53,297 shares, $316,873) for the purpose of facilitating the Executive LTI scheme.

3.5 Reserves

	Notes	Consolidated 2024 $'000	Consolidated 2023 $'000	Company 2024 $'000	Company 2023 $'000
Asset revaluation reserve	3.5.1	6,823	5,944	6,823	5,944
Cash flow hedge reserve	3.5.2	108	4,894	108	4,894
Share-based payment reserve	3.5.3	84	535	121	560
Statutory reserve	3.5.4	2,676	2,676	2,676	2,676
General reserve	3.5.5	5,834	5,834	5,834	5,834
Doubtful debts reserve	3.5.6	2,388	2,388	2,388	2,388
		17,913	22,271	17,950	22,296

3.5.1 Asset revaluation reserve

	Consolidated 2024 $'000	Consolidated 2023 $'000	Company 2024 $'000	Company 2023 $'000
Asset revaluation reserve				
Balance at beginning of year	5,944	5,944	5,944	5,944
Increase/(decrease) due to revaluation on land and buildings	1,256	-	1,256	-
Deferred tax liability adjustment on revaluation on land and buildings	(377)	-	(377)	-
Balance at end of year	6,823	5,944	6,823	5,944

The balance of this reserve represents the excess of the independent valuation over the original cost of the land and buildings.

For personal use only

3.5.2 Cash flow hedge reserve

	Consolidated		Company	
	2024 $'000	2023 $'000	2024 $'000	2023 $'000
Cash flow hedge reserve				
Balance at beginning of year	4,894	10,908	4,894	10,908
Fair value gain/(loss) arising on hedging instruments during the period	(6,837)	(8,591)	(6,837)	(8,591)
Income tax related to gains/losses recognised in other comprehensive income	2,051	2,577	2,051	2,577
Balance at end of year	108	4,894	108	4,894

The cash flow hedging reserve represents the cumulative effective portion of gains or losses arising on changes in fair value of hedging instruments entered into for cash flow hedges. The cumulative gain or loss arising on changes in fair value of the hedging instruments that are recognised and accumulated under the heading of cash flow hedging reserve will be reclassified to profit or loss only when the hedged transaction affects the profit or loss, or is included as a basis adjustment to the non-financial hedged item, consistent with the relevant accounting policy.

There were no cumulative gains/losses arising on changes in fair value of hedging instruments reclassified from equity into profit or loss during the year.

3.5.3 Share-based payments reserve

	Consolidated		Company	
	2024 $'000	2023 $'000	2024 $'000	2023 $'000
Share-based payments reserve				
Balance at beginning of year	535	685	560	1,184
Recognition of vested shares	-	-	-	(1,070)
Expensed during the year	(144)	446	(144)	446
Vested during the year	(307)	(596)	(295)	-
Balance at end of year	84	535	121	560

The share-based payments reserve relates to shares available for long term incentive (LTI) based payments to employees.

3.5.4 Statutory reserve

This is a statutory reserve created on a distribution from the Queensland Building Society Fund.

3.5.5 General reserve

A special reserve was established upon the Company issuing fixed share capital in 1992. The special reserve represented accumulated members' profits at that date and was transferred to the general reserve over a period of 10 years being finalised in 2001/02.

3.5.6 Doubtful debts reserve

Under APRA Prudential Standard 220, the Company is required to hold a general reserve for credit losses. The current reserve has been assessed and meets the requirements of Auswide Bank's impairment policy.

For personal use only

3.6 Dividends paid

	Consolidated		Company	
	2024 $'000	2023 $'000	2024 $'000	2023 $'000
Dividends paid during the year				
Interim for current year	5,104	10,005	5,104	10,005
Final for previous year	9,641	9,159	9,641	9,159
	14,745	19,164	14,745	19,164

Dividends paid are fully franked on ordinary shares.

Dividends are provided for as declared or paid. Subsequent to the reporting date, the Board declared a dividend of 11.00 cents per ordinary share (maximum dividend payable of $5.673m subject to completion of the Acquisition and the Offer detailed in Note 6.7 Events subsequent to balance), for the six months to 30 June 2024, payable on 04 October 2024.

The final dividend for the six months to 30 June 2023 ($9.641m) was paid on 22 September 2023, and was disclosed in the 2022/23 financial accounts.

The tax rate at which the dividends have been franked is 30% (2023: 30%).

The amount of franking credits available for the subsequent financial year are:

	Consolidated		Company	
	2024 $'000	2023 $'000	2024 $'000	2023 $'000
Balance as at the end of the financial year	40,814	39,958	40,814	39,958
Credits/(debits) that will arise from the payment of income tax payable per the financial statements	(37)	46	(37)	46
Debits that will arise from the payment of the proposed dividend	(2,431)	(4,132)	(2,431)	(4,132)
	38,346	35,872	38,346	35,872

Dividends - cents per share				
Dividend proposed				
Fully franked dividend on ordinary shares	11.00	21.00	11.00	21.00
Interim dividend paid during the year				
Fully franked dividend on ordinary shares	11.00	22.00	11.00	22.00
Final dividend paid for the previous year				
Fully franked dividend on ordinary shares	21.00	21.00	21.00	21.00

4. Financial assets, liabilities and related financial risk management

4.1 Categories of financial instruments

	Notes	Classification	Consolidated 2024 $'000	Consolidated 2023 $'000	Company 2024 $'000	Company 2023 $'000
Financial assets						
Cash and cash equivalents	4.1.1	Amortised cost	224,213	203,247	224,213	203,247
Due from other financial institutions	4.1.2	Amortised cost	16,000	3,000	16,000	3,000
Other financial assets;	4.1.3					
- Certificates of deposit		Amortised cost	490,372	345,528	490,372	345,528
- Investments in Managed Investment Schemes		FVTPL	21,166	25,159	21,166	25,159
- Notes – securitisation program and other		Amortised cost	20,014	21,819	65,451	63,243
- Derivative assets		FVTPL	616	7,916	616	7,916
- Interest receivable		Amortised cost	3,336	2,010	3,336	2,010
Loans and advances	4.1.4	Amortised cost	4,407,524	4,377,803	4,407,524	4,377,803
Other investments;						
- Unlisted shares	4.1.5	FVTOCI	918	918	1,313	918
Total financial assets			5,184,159	4,987,400	5,229,991	5,028,824
Financial liabilities						
Deposits and other short term borrowings	4.1.6	Amortised cost	4,275,552	4,042,906	4,275,962	4,043,323
Other borrowings	4.1.7	Amortised cost	-	101,013	-	101,013
Payables and other liabilities	4.1.8					
- Payables and creditors		Amortised cost	72,377	42,358	72,314	42,296
- Derivative liabilities		FVTPL	461	925	461	925
Loans under management	4.1.4	Amortised cost	570,622	530,755	616,059	572,179
Subordinated capital notes	4.1.9	Amortised cost	46,795	42,000	46,795	42,000
Total financial liabilities			4,965,807	4,759,957	5,011,591	4,801,736

Accounting policies

Financial instruments

Financial assets and financial liabilities are recognised in the Group's balance sheet when the Group becomes a party to the contractual provisions of the instrument.

Recognised financial assets and financial liabilities are initially measured at fair value. Transaction costs that are directly attributable to the acquisition or issue of financial assets and financial liabilities (other than financial assets and financial liabilities at FVTPL) are added to, or deducted from, the fair value on recognition. Transaction costs directly attributable to the acquisition of financial assets or financial liabilities at FVTPL are recognised immediately in profit or loss.

If the transaction price differs from fair value at initial recognition, the Group will account for such differences as follows:

> if fair value is evidenced by a quoted price in an active market for an identical asset or liability or based on a valuation technique that uses only data from observable markets, then the difference is recognised in profit or loss on initial recognition (i.e. day 1 profit or loss); and

> in all other cases, the fair value will be adjusted to bring it in line with the transaction price (i.e. day 1 profit or loss will be deferred by including it in the initial carrying amount of the asset or liability).

For personal use only

For personal use only

After initial recognition, the deferred gain or loss will be released to profit or loss on a rational basis, only to the extent that it arises from a change in a factor (including time) that market participants would take into account when pricing the asset or liability.

Financial assets

Financial assets are recognised on the trade date when the purchase is under a contract whose terms require delivery of the financial asset within the timeframe established by the market concerned. Financial assets are initially measured at fair value, plus transaction costs, except for those financial assets classified as at FVTPL. Transaction costs directly attributable to the acquisition of financial assets classified as at FVTPL are recognised immediately in profit or loss.

All recognised financial assets that are within the scope of AASB 9 are required to be subsequently measured at amortised cost or fair value on the basis of the entity's business model for managing the financial assets and the contractual cash flow characteristics of the financial assets. Specifically;

- debt instruments that are held within a business model whose objective is to collect the contractual cash flows, and that have contractual cash flows that are solely payments of principal and interest on the principal amount outstanding (SPPI), are subsequently measured at amortised cost;
- debt instruments that are held within a business model whose objective is both to collect the contractual cash flows and to sell the debt instruments, and that have contractual cash flows that are SPPI, are subsequently measured at FVTOCI; and
- all other debt instruments (e.g. debt instruments managed on a fair value basis, or held for sale) and equity investments are subsequently measured at FVTPL.

However, the Group may make the following irrevocable election/ designation at initial recognition of a financial asset on an asset-by-asset basis:

- the Group may irrevocably elect to present subsequent changes in fair value of an equity investment that is neither held for trading nor contingent consideration recognised by an acquirer in a business combination to which AASB 3 applies, in OCI; and
- the Group may irrevocably designate a debt instrument that meets the amortised cost or FVTOCI criteria as measured at FVTPL if doing so eliminates or significantly reduces an accounting mismatch (referred to as the fair value option).

Debt instruments at amortised cost or at FVTOCI

The Group assesses the classification and measurement of a financial asset based on the contractual cash flow characteristics of the asset and the Group's business model for managing the asset.

For an asset to be classified and measured at amortised cost or at FVTOCI, its contractual terms should give rise to cash flows that are solely payments of principal and interest on the principal outstanding (SPPI). For the purpose of SPPI test, principal is the fair value of the financial asset at initial recognition. That principal amount may change over the life of the financial asset (e.g. if there are repayments of principal). Interest consists of consideration for the time value of money, for the credit risk associated with the principal amount outstanding during a particular period of time and for other basic lending risks and costs, as well as a profit margin. The SPPI assessment is made in the currency in which the financial asset is denominated.

Contractual cash flows that are SPPI are consistent with a basic lending arrangement. Contractual terms that introduce exposure to risks or volatility in the contractual cash flows that are unrelated to a basic lending arrangement, such as exposure to changes in equity prices or commodity prices, do not give rise to contractual cash flows that are SPPI. An originated or an acquired financial asset can be a basic lending arrangement irrespective of whether it is a loan in its legal form.

An assessment of business models for managing financial assets is fundamental to the classification of a financial asset. The Group determines the business models at a level that reflects how groups of financial assets are managed together to achieve a particular business objective. The Group's business model does not depend on management's intentions for an individual instrument, therefore the business model assessment is performed at a higher level of aggregation.

When a debt instrument measured at FVTOCI is derecognised, the cumulative gain/loss previously recognised in OCI is reclassified from equity to profit or loss.

Debt instruments that are subsequently measured at amortised cost or at FVTOCI are subject to impairment.

For personal use only

Financial assets at FVTPL
Financial assets at FVTPL are:

- assets with contractual cash flows that are not SPPI; or/and
- assets that are held in a business model other than held to collect contractual cash flows or held to collect and sell; or
- assets designated at FVTPL using the fair value option.

Such assets are measured at fair value, with any gains/losses arising on remeasurement recognised in profit or loss.

Equity investments
On initial recognition, the Group classifies the investment in equity instruments either at FVTPL if it is held for trading or at FVTOCI if designated as measured at FVTOCI. When an equity investment designated as measured at FVTOCI is derecognised, the cumulative gain/loss previously recognised in OCI is not subsequently reclassified to profit or loss but transferred within equity.

Derecognition of financial assets
The Group derecognises a financial asset only when the contractual rights to the asset's cash flows expire (including expiry arising from a modification with substantially different terms), or when the financial asset and substantially all the risks and rewards of ownership of the asset are transferred to another entity. If the Group neither transfers nor retains substantially all the risks and rewards of ownership and continues to control the transferred asset, the Group recognises its retained interest in the asset and an associated liability for amounts it may have to pay. If the Group retains substantially all the risks and rewards of ownership of a transferred financial asset, the Group continues to recognise the financial asset and also recognises a collateralised borrowing for the proceeds received.

On derecognition of a financial asset in its entirety, the difference between the asset's carrying amount and the sum of the consideration received and receivable and the cumulative gain/loss that had been recognised in OCI and accumulated in equity is recognised in profit or loss, with the exception of equity investment designated as measured at FVTOCI, where the cumulative gain/loss previously recognised in OCI is not subsequently reclassified to profit or loss.

Reclassifications
If the business model under which the Group holds financial assets changes, the financial assets affected are reclassified. The classification and measurement requirements related to the new category apply prospectively from the first day of the first reporting period following the change in business model that results in reclassifying the Group's financial assets. During the current financial year and previous accounting period there was no change in the business model under which the Group holds financial assets and therefore no reclassifications were made.

Financial liabilities
A financial liability is a contractual obligation to deliver cash or another financial asset or to exchange financial assets or financial liabilities with another entity under conditions that are potentially unfavourable to the Group or a contract that will or may be settled in the Group's own equity instruments and is a non-derivative contract for which the Group is or may be obliged to deliver a variable number of its own equity instruments, or a derivative contract over own equity that will or may be settled other than by the exchange of a fixed amount of cash (or another financial asset) for a fixed number of the Group's own equity instruments.

Financial liabilities are classified as either financial liabilities at FVTPL or other financial liabilities. The Group does not have any financial liabilities which are classified at FVTPL.

Other financial liabilities, including deposits and borrowings, are initially measured at fair value, net of transaction costs. Other financial liabilities are subsequently measured at amortised cost using the effective interest method.

Equity instruments
An equity instrument is any contract that evidences a residual interest in the assets of an entity after deducting all of its liabilities. Equity instruments issued by the Group are recognised at the proceeds received, net of direct issue costs. Repurchase of the Group's own equity instruments is recognised and deducted directly in equity. No gain/loss is recognised in profit or loss on the purchase, sale, issue or cancellation of the Group's own equity instruments.

For personal use only

4.1.1 Cash and cash equivalents

For the purposes of the consolidated statement of cash flows, cash and cash equivalents include cash on hand and in banks. Cash and cash equivalents at the end of the reporting period as shown in the consolidated statement of cash flows can be reconciled to the related items in the consolidated statement of financial position as follows:

	Consolidated		Company	
	2024 $'000	2023 $'000	2024 $'000	2023 $'000
Cash at bank and in hand	81,713	80,747	81,713	80,747
Deposits on call	142,500	122,500	142,500	122,500
	224,213	203,247	224,213	203,247

4.1.2 Due from other financial institutions

	Consolidated		Company	
	2024 $'000	2023 $'000	2024 $'000	2023 $'000
Deposits with Special Service Providers (SSPs)	16,000	3,000	16,000	3,000
	16,000	3,000	16,000	3,000

In accordance with our undertakings with the RBA and APRA the Deposits with Special Service Providers (SSPs) represents the mandated prudential funds held with Indue Limited.

4.1.3 Other financial assets

	Consolidated		Company	
	2024 $'000	2023 $'000	2024 $'000	2023 $'000
Certificates of deposit	490,372	345,528	490,372	345,528
Investments in Managed Investment Schemes (MIS)	21,166	25,159	21,166	25,159
Notes - securitisation program and other	20,014	21,819	65,451	63,243
Derivative assets	616	7,916	616	7,916
Interest receivable	3,336	2,010	3,336	2,010
	535,504	402,432	580,941	443,856

Cash held within securitised trusts at 30 June 2024 of $20.014m (2023: $21.819m) is restricted for use only by the trusts.

For personal use only

4.1.4 Loans and advances

	Consolidated		Company	
	2024 $'000	2023 $'000	2024 $'000	2023 $'000
Term loans	4,367,252	4,322,921	4,367,252	4,322,921
Continuing credit loans	23,949	39,598	23,949	39,598
Interest receivable	9,808	8,035	9,808	8,035
Deferred mortgage broker commissions	10,756	11,279	10,756	11,279
	4,411,765	4,381,833	4,411,765	4,381,833
Expected credit loss	(4,241)	(4,030)	(4,241)	(4,030)
Total loans and advances	4,407,524	4,377,803	4,407,524	4,377,803

For details on ECL recognised against loans and advances see Note 4.5 Credit risk management.

Loans and advances include an amount of $675.901m of which have been issued under the federal government's First Home Loan Deposit Scheme (FHLDS) by Housing Australia (formally National Housing Finance and Investment Corporation (NHFIC)). The scheme provides a guarantee for any loan monies above 80% LVR.

The Group has entered into securitisation transactions on residential mortgage loans that do not qualify for derecognition. The special purpose entities established for the securitisations are considered to be controlled in accordance with Australian Accounting Standards and Australian Accounting Interpretations. The Company is entitled to any residual income of the securitisation program after all payments due to investors and costs of the program have been met; to this extent the economic entity retains credit and liquidity risk.

The impact on the Group is an increase in liabilities - Loans under management of $570.622m (2023: $530.755m). Class B notes of $45.437m (2023: $41.424m) which are owned by the Company and which represent the Group's exposure on the securitised mortgages have been eliminated from the consolidated figures.

4.1.5 Other investments

This represents investments in unlisted shares which have been classified at fair value through other comprehensive income, as well as an equity accounted investment and investment in subsidiary.

	Consolidated		Company	
	2024 $'000	2023 $'000	2024 $'000	2023 $'000
Unlisted shares	918	918	918	918
Equity accounted investment	-	570	-	570
Investment in subsidiary	-	-	395	691
	918	1,488	1,313	2,179

4.1.6 Deposits and short term borrowings

	Consolidated		Company	
	2024 $'000	2023 $'000	2024 $'000	2023 $'000
Call deposits	1,536,353	1,578,019	1,536,763	1,578,436
Term deposits	2,149,891	1,835,518	2,149,891	1,835,518
Negotiable certificates of deposit (NCDs)	331,308	394,369	331,308	394,369
Floating rate notes (FRNs)	258,000	235,000	258,000	235,000
	4,275,552	4,042,906	4,275,962	4,043,323

For personal use only

4.1.7 Other borrowings

	Consolidated		Company	
	2024 $'000	2023 $'000	2024 $'000	2023 $'000
RBA Term Funding Facility (TFF)	-	101,013	-	101,013
	-	101,013	-	101,013

The Term Funding Facility (TFF) was announced by the RBA in March 2020 as part of a package of measures to support the Australian economy. Under the TFF, the RBA offered three-year funding to ADI's subject to collateral requirements. Auswide Bank utilised $89.766m charged at a rate of 0.25% and $61.040m at a rate of 0.10%. Interest is payable to the RBA at the end of the funding period. Term funding liabilities are initially recognised at fair value and subsequently measured at amortised cost using effective interest method.

4.1.8 Payables and other liabilities

	Consolidated		Company	
	2024 $'000	2023 $'000	2024 $'000	2023 $'000
Trade creditors	3,028	2,422	2,961	2,356
Derivative liabilities	461	925	461	925
Accrued interest payable	42,828	28,560	42,828	28,560
Other creditors	24,051	7,594	24,055	7,598
Lease liabilities	2,470	3,782	2,470	3,782
	72,838	43,283	72,775	43,221

4.1.9 Subordinated capital notes

	Consolidated		Company	
	2024 $'000	2023 $'000	2024 $'000	2023 $'000
Inscribed debenture stock	46,795	42,000	46,795	42,000
	46,795	42,000	46,795	42,000

Subordinated capital notes are inscribed debenture stock which are issued for a period of ten years non call five years, at which time they can be redeemed. Interest is repriced quarterly at a set margin above the 90 day bank bill swap rate (BBSW).

The Group did not have any defaults of principal or interest or other breaches with respect to its subordinated liabilities during the years ended 30 June 2023 and 2024.

For personal use only

4.2 Capital risk management

The Board and Management of Auswide Bank Ltd are responsible for instituting a Risk Management Framework (RMF) including policies and processes to reduce such risks to prudent levels at both a Company and Group level. The Board has established the following committees and delegated responsibilities to develop and monitor risk within their relevant areas and consistent with the Group wide Risk Management Framework:

The Board Risk Committee:

- assists the Board in the effective management of its responsibilities to set and oversee the risk profile and the risk management framework of Auswide Bank;
- ensures management have appropriate risk systems and practices to effectively operate within the Board approved risk profile for Auswide Bank; and
- deals with, and where applicable resolve, determine and recommend, all matters falling within the scope of its purpose and duties as set out in the Charter and other matters that may be delegated by the Board to the Committee from time to time.

The Board Audit Committee:

- overviews the management of the financial reporting and disclosure practices;
- overviews the internal audit functions;
- reviews compliance with APRA reporting and other statutory requirements;
- oversight of financial accounts;
- addresses changes in accounting principles and the application in interim and annual reports;
- reviews reports from the External Auditors; and
- reviews reports from the Internal Auditor, the Internal Audit program and any Management responses to issues raised.

The Asset and Liability Management Committee (ALCO):

- reviews the balance sheet and recommends changes with regard to capital management, funding and securitisation activities (including product related issues); and
- reviews measures of liquidity and capital adequacy position against the policy and guidelines established in the Board policy.

APRA's Prudential Standard APS 110 Capital Adequacy aims to ensure the Authorised Deposit-taking Institutions (ADIs) maintain adequate capital, on both an individual and group basis, to act as a buffer against the risks associated with the Group's activities. APRA requires capital to be allocated against credit, market and operational risk, and the Group has adopted the 'standard model' approach to measure the capital adequacy ratio.

The Board of Directors takes responsibility to ensure the Company and Group maintain a level and quality of capital commensurate with the type, amount and concentration of risks to which the company and consolidated group are exposed from their activities. The Board has regard to prospective changes in the risk profile and capital holdings.

The Company's management prepares a three year capital plan and monitors actual risk-based capital ratios on a monthly basis to ensure the capital ratio complies with Board targets. During the 2023 and 2024 financial years the capital adequacy ratios of both the Group and Company were maintained above the target ratio.

APRA introduced a revised ADI capital framework effective 1 January 2023. The capital adequacy calculations at 30 June 2024 and 30 June 2023 have been prepared in accordance with the revised prudential standards incorporating the Basel III principles.

APRA Prudential Standards and Guidance Notes for ADIs provide guidelines for the calculation of capital and specific parameters relating to Tier 1, Common Equity Tier 1 and Total Capital. Tier 1 capital comprises the highest quality components of capital and includes ordinary share capital, general reserves and retained earnings less specific deductions. Tier 2 capital comprises other capital components including general reserve for credit losses and cumulative subordinated debt.

Consistent with Basel III, the approach to capital assessment provides for a quantitative measure of the capital adequacy and focuses on:

- credit risk arising from on-balance sheet and off-balance sheet exposures;
- market risk arising from trading activities;
- operational risk associated with banking activities;
- securitisation risks; and
- the amount, form and quality of capital held to act as a buffer against these and other exposures.

Details of the capital adequacy ratio on a Company and Consolidated basis are set out below:

	Consolidated		Company	
	2024 $'000	2023 $'000	2024 $'000	2023 $'000
Total risk weighted assets	1,854,362	1,950,328	1,854,797	1,951,041
Capital base	274,009	267,214	274,125	267,625
Risk-based capital ratio	14.78%	13.70%	14.78%	13.72%

The loan portfolio of the Company does not include any loan which represents 10% or more of capital.

4.3 Market risk management

Market risk is the risk that changes in market prices, such as interest rates, will affect Auswide Bank Ltd's income or the worth of its holdings of financial instruments. The Board's objective is to manage market risk exposures while optimising the return on risk.

4.3.1 Interest rate risk

Interest rate risk is the potential for loss of earnings to Auswide Bank Ltd due to adverse movements in interest rates.

The Asset and Liability Management Committee (ALCO) is responsible for the analysis and management of interest rate risk inherent in the balance sheet through balance sheet and financial derivative alternatives. These risks are quantified in the Interest Rate Risk Report. The ALCO's functions and roles include:

(i) review measures of profitability, particularly net interest and fee income including strategies and directives;
(ii) review management interest rate view as well as asset and liability repricing data;
(iii) receive and review reports from management concerning the organisation's credit risk;
(iv) receive and review management reports on interest rate risk against guidelines and limits established in Board policy;
(v) consider and approve pricing on interest bearing assets and liabilities as well as fee revenue attached to these products in co-operation with the Product Pricing sub-committee;
(vi) oversee lending and depositing activities, including the provision of discretion pursuant to Board policies;
(vii) receive and review reports from management regarding significant asset and liability exposure;
(viii) oversee securitisation activities for the organisation, including recommendations for future securitisation transactions;
(ix) review and maintain liquidity and capital management plans, including contingency measures; and
(x) make recommendations to the Board on changes to the following policies;
- lending;
- term deposits; and
- finance related policies (including capital and liquidity).

For personal use only

For personal use only

The Group's exposure to interest rate risks and the effective interest rates of financial assets and financial liabilities at the balance date, are as follows:

			Fixed interest rate maturing in:									
	Variable interest rate		1 year or less		From 1 to 5 years		Non-interest bearing		Total carrying amount per balance sheet		Weighted average effective interest rate	
Financial instruments	2024 $'000	2023 $'000	2024 $'000	2023 $'000	2024 $'000	2023 $'000	2024 $'000	2023 $'000	2024 $'000	2023 $'000	2024 %	2023 %
Financial assets												
Cash and cash equivalents	226,757	211,102	-	-	-	-	(2,544)	(7,855)	224,213	203,247	3.46	2.46
Due from other financial institutions	15,905	2,905	-	-	-	-	95	95	16,000	3,000	4.24	1.80
Other financial assets	20,014	21,819	493,707	347,538	21,166	25,159	-	-	534,887	394,516	4.72	3.40
Loans and advances	3,249,290	2,479,817	927,286	829,018	214,625	1,053,684	16,323	15,284	4,407,524	4,377,803	4.84	3.73
Total financial assets	3,511,966	2,715,643	1,420,993	1,176,556	235,791	1,078,843	13,874	7,524	5,182,624	4,978,566		
Financial liabilities												
Deposits and short term borrowings	1,536,763	1,578,435	2,685,383	2,411,618	53,406	52,853	-	-	4,275,552	4,042,906	3.08	1.66
Payables and other liabilities	-	-	-	-	-	-	72,378	42,358	72,378	42,358	-	-
Other borrowings	-	-	-	-	-	101,013	-	-	-	101,013	0.13	0.19
Loans under management	422,784	302,501	120,051	100,508	27,787	127,746	-	-	570,622	530,755	5.68	4.22
Subordinated capital notes	-	-	46,795	42,000	-	-	-	-	46,795	42,000	7.49	6.15
Total financial liabilities	1,959,547	1,880,936	2,852,229	2,554,126	81,193	281,612	72,378	42,358	4,965,347	4,759,032		

For personal use only

At the reporting date, if interest rates had been 2.0% higher or 2.0% lower and all other variables were held constant the Group's net profit before tax would increase by $9.711m or decrease by $9.269m respectively (2023: 2.0% higher an increase of $0.638m or 1.0% lower a decrease of $0.397m). This is mainly due to the Company's exposures to variable rate loans, and deposit and securitisation liabilities.

The sensitivity analysis was derived from the Interest Rate Risk Report which calculates risk associated with movements in interest rates through the input of parameters for all financial assets and liabilities.

Derivatives
Derivatives are utilised to manage interest rate risk, along with balance sheet management. Net Interest Impact, Net Present Value and Value at Risk are key interest rate risk measures that are monitored to maintain ratios and risk within policy limits.

Each of the following securitisation trusts has an Interest Rate Swap in place to hedge against fixed rate loans held in the trust. The mark-to-market values at the end of the year were as follows:

	2024 $'000	2023 $'000
Wide Bay Trust No. 5	(248)	(925)
WB Trust 2008-1	1,846	8,757
ABA Trust No. 7	(158)	(725)
ABA Trust 2023-1	(214)	-

Auswide Bank enters into interest rate swaps from time to time and has International Swaps and Derivatives (ISDAs) in place with the ANZ and Westpac Banks. These are designated as effective hedges and are accounted for as cash flow hedges.

Assets and liabilities arising from the mark-to-market valuation of interest rate swaps are $0.616m and $0.461m respectively (2023: $7.916m and $0.925m).

Accounting policies

Cash flow hedges
The Group designates certain hedging instruments, which include interest rate swaps, as cash flow hedges.

At the inception of the hedge relationship, the entity documents the relationship between the hedging instrument and the hedged item, along with its risk management objectives and its strategy for undertaking various hedge transactions. Furthermore, at the inception of the hedge and on an ongoing basis, the Group documents whether the hedging instrument is highly effective in offsetting changes in cash flows of the hedged item attributable to the hedged risk.

The effective portion of changes in the fair value of derivatives and other qualifying hedging instruments that are designated and qualify as cash flow hedges is recognised in the cash flow hedging reserve, a separate component of OCI, limited to the cumulative change in fair value of the hedged item from inception of the hedge less any amounts recycled to profit or loss.

Amounts previously recognised in OCI and accumulated in equity are reclassified to profit or loss in the periods when the hedged item affects profit or loss, in the same line as the recognised hedged item. If the Group no longer expects the transaction to occur that amount is immediately reclassified to profit or loss.

The Group discontinues hedge accounting only when the hedging relationship (or a part thereof) ceases to meet the qualifying criteria (after rebalancing, if applicable). This includes instances when the hedging instrument expires or is sold, terminated or exercised, or where the occurrence of the designated hedged forecast transaction is no longer considered to be highly probable. The discontinuation is accounted for prospectively. Any gain/loss recognised in OCI and accumulated in equity at that time remains in equity and is recognised when the forecast transaction is ultimately recognised in profit or loss. When a forecast transaction is no longer expected to occur, the gain/loss accumulated in equity is reclassified and recognised immediately in profit or loss.

4.4 Liquidity risk management

Liquidity risk refers to the possibility that the Group will be unable to meet its financial obligations as they fall due.

The Board of Directors have approved an appropriate liquidity risk management framework for the management of the Group's short, medium and long-term funding and liquidity management requirements. The Group manages liquidity risk by maintaining adequate reserves, credit facilities and reserve borrowing facilities, and daily monitoring and forecasting cash flows.

Liquidity is monitored by management and a projection of near future liquidity (30 days) is calculated daily. This information is used by management to manage expected liquidity requirements.

The Company holds an additional reserve which is assessed on an ongoing basis and isolated as additional liquidity available in a crisis situation via the RBA repurchase facility (Repo).

The undrawn limits on the securitisation warehouses were as follows:

Securitisation trust	2024 $'000	2023 $'000
Wide Bay Trust No. 5	99,901	53,501
ABA Trust No. 7	73,849	31,298
Total	173,750	84,799

Concentration risk
The Company's deposit portfolio does not include any deposit which represents 10% or more of total liabilities.

For personal use only

For personal use only

The maturity analysis for the respective groups of financial assets and liabilities based on contractual maturity are as follows:

Consolidated entity 30 June 2024	On call $'000	Up to 3 months $'000	3 - 12 months $'000	1 - 5 years $'000	Later than 5 years $'000	No maturity specified $'000	Total $'000
Financial assets							
Cash and cash equivalents	224,213	-	-	-	-	-	224,213
Due from other financial institutions	-	-	-	-	-	16,000	16,000
Derivative assets	-	-	1,649	1,630	-	-	3,279
Other financial assets	-	304,757	-	108,300	121,830	-	534,887
Loans and advances	-	2,462	14,857	32,479	4,357,726	-	4,407,524
Total	224,213	307,219	16,506	142,409	4,479,556	16,000	5,185,903
Financial liabilities							
Deposits and short term borrowings	1,536,352	1,550,112	1,135,682	53,406	-	-	4,275,552
Payables and other liabilities*	-	48,993	19,975	939	-	-	69,907
Loans under management	-	-	226,249	-	344,373	-	570,622
Subordinated capital notes	-	-	-	46,795	-	-	46,795
Total	1,536,352	1,599,105	1,381,906	101,140	344,373	-	4,962,876

** The maturity analysis for the contractual undiscounted cash flows of lease liabilities are separately disclosed in Note 3.1.2.*

For personal use only

Consolidated entity 30 June 2023	On call $'000	Up to 3 months $'000	3 - 12 months $'000	1 - 5 years $'000	Later than 5 years $'000	No maturity specified $'000	Total $'000
Financial assets							
Cash and cash equivalents	203,247	-	-	-	-	-	203,247
Due from other financial institutions	-	-	-	-	-	3,000	3,000
Derivative assets	-	390	6,498	2,062	-	-	8,950
Other financial assets	-	118,838	-	137,950	137,727	-	394,515
Loans and advances	-	4,458	5,587	42,378	4,325,380	-	4,377,803
Total	203,247	123,686	12,085	182,390	4,463,107	3,000	4,987,515
Financial liabilities							
Deposits and short term borrowings	1,578,018	1,293,854	1,117,083	53,951	-	-	4,042,906
Other borrowings	-	39,974	61,039	-	-	-	101,013
Payables and other liabilities*	-	23,989	13,900	688	-	-	38,577
Loans under management	-	221,644	309,111	-	-	-	530,755
Subordinated capital notes	-	-	-	42,000	-	-	42,000
Total	1,578,018	1,579,461	1,501,133	96,639	-	-	4,755,251

** The maturity analysis for the contractual undiscounted cash flows of lease liabilities are separately disclosed in Note 3.1.2.*

For personal use only

Company 30 June 2024	On call $'000	Up to 3 months $'000	3 - 12 months $'000	1 - 5 years $'000	Later than 5 years $'000	No maturity specified $'000	Total $'000
Financial assets							
Cash and cash equivalents	224,213	-	-	-	-	-	224,213
Due from other financial institutions	-	-	-	-	-	16,000	16,000
Derivative assets	-	-	1,649	1,630	-	-	3,279
Other financial assets	-	304,757	-	108,300	167,268	-	580,325
Loans and advances	-	2,462	14,857	32,479	4,357,726	-	4,407,524
Total	224,213	307,219	16,506	142,409	4,524,994	16,000	5,231,341
Financial liabilities							
Deposits and short term borrowings	1,536,763	1,550,112	1,135,682	53,405	-	-	4,275,962
Payables and other liabilities*	-	48,926	19,975	939	-	-	69,840
Loans under management	-	-	271,687	-	344,372	-	616,059
Subordinated capital notes	-	-	-	46,795	-	-	46,795
Total	1,536,763	1,599,038	1,427,344	101,139	344,372	-	5,008,656

** The maturity analysis for the contractual undiscounted cash flows of lease liabilities are separately disclosed in Note 3.1.2.*

For personal use only

Consolidated entity 30 June 2023	On call $'000	Up to 3 months $'000	3 - 12 months $'000	1 - 5 years $'000	Later than 5 years $'000	No maturity specified $'000	Total $'000
Financial assets							
Cash and cash equivalents	203,247	-	-	-	-	-	203,247
Due from other financial institutions	-	-	-	-	-	3,000	3,000
Derivative assets	-	390	6,498	2,062	-	-	8,950
Other financial assets	-	118,838	-	137,950	179,151	-	435,939
Loans and advances	-	4,458	5,587	42,378	4,325,380	-	4,377,803
Total	203,247	123,686	12,085	182,390	4,504,531	3,000	5,028,939
Financial liabilities							
Deposits and short term borrowings	1,578,435	1,293,854	1,117,083	53,951	-	-	4,043,323
Other borrowings	-	39,974	61,039	-	-	-	101,013
Payables and other liabilities*	-	23,926	13,900	688	-	-	38,514
Loans under management	-	236,217	335,962	-	-	-	572,179
Subordinated capital notes	-	-	-	42,000	-	-	42,000
Total	1,578,435	1,593,971	1,527,984	96,639	-	-	4,797,029

** The maturity analysis for the contractual undiscounted cash flows of lease liabilities are separately disclosed in Note 3.1.2.*

For personal use only

4.5 Credit risk management

The company has a diversified branch network consisting of 16 branches and agencies across Queensland, and a business centre in Brisbane city. The Company also employs Business Development Managers in Sydney and Melbourne to conduct interstate business. All regional loan staff and panel valuers are locally based ensuring an in depth knowledge of the local economy and developments in the real estate market.

Managing credit risk
Credit risk is the risk that a customer or counterparty will default on its contractual obligations resulting in financial loss to the Group. The Group's main income generating activity is lending to customers and therefore credit risk is a principal risk. Credit risk mainly arises from loans and advances, debt investments, lease receivables, contract assets, loan commitments and financial guarantees. The Group considers all elements of credit risk exposure such a counterparty default risk, geographical risk and sector risk for risk management purposes.

Under the direction of the Board of Directors, management has developed risk management policies and procedures to establish and monitor the credit risk of the Company. The risk management procedures define the credit principles, lending policies and the decision making processes which control the credit risk of the Company.

The past due loans in the portfolio, as well as economic forecasts, and adherence to the credit procedures on a timely and accurate basis is monitored and supervised by management through monthly reports and the Board of Directors through bi-monthly reports.

Exposure to credit risk
Credit risk exists predominantly on the Group's loan portfolio. The loan portfolio consists of mortgage lending, personal lending and commercial lending. Loan commitments and bank guarantees are off-balance sheet exposures of the loan portfolio, which are also subject to credit risk. These groupings, by product type, have been assessed as reflecting similar performance behaviours, based on the Group's analysis of its loan portfolio.

The Group's maximum exposure to credit risk at balance date in relation to each class of financial asset is the carrying amount of those assets as recognised on the balance sheet. In relation to off-balance sheet loan commitments, the maximum exposure to credit risk is the maximum committed amount as per terms of the agreement. The maximum credit risk exposure does not take into account the value of any security held or the value of any mortgage or other insurance to mitigate the risk exposure.

Other assets that are subject to credit risk include cash and cash equivalents, amounts due from other financial institutions, receivables, certificates of deposit, securitisation notes and deposits, loan commitments and bank guarantees.

Minimising credit risk
Credit risk on cash, cash equivalents and amounts due from other financial institutions have been assessed as low risk with a negligible probability of default, due to amounts being invested with investment grade credit institutions with a no loss history.

Credit risk on certificates of deposit is assessed as low and probability of default negligible. Risk is minimised by using clearly defined policies for investment grade rated credit institutions, combined with the current economic outlook and on the basis of no prior losses in the Group's history on these investments.

External securitised notes are subject to low credit risk and negligible probability of default due to securitisation trusts having a structure that utilises an excess income reserve to absorb any losses, reducing the risk of note balances being affected. The securitisation deposits are made with investment grade rated credit institutions.

Credit risk on mortgage lending is minimised by the availability and application of insurances including lenders' mortgage insurance, property insurance and mortgage protection insurance. Credit risk in the mortgage loan portfolio is managed by generally protecting all loans in excess of 80% LVR with one of the recognised mortgage insurers and securing the loans by first mortgages on residential property. This excludes loans issued under the federal government's First Home Loan Deposit Scheme by Housing Australia (formally National Housing Finance and Investment Corporation (NHFIC)). The scheme provides a guarantee for any loan monies above 80% LVR.

The Group minimises concentrations of credit risk in relation to loans receivable by undertaking transactions with a large number of customers principally within the states of Queensland, New South Wales and Victoria. Diversification of the mortgage portfolio assists in minimising credit risk by reducing security concentrations in particular geographic locations.

Credit risk on personal lending is minimised by the availability of consumer credit insurance, as well as the lending policies and processes in place.

Commercial lending credit risk is minimised requiring collateral as security, which is mostly residential property, in addition to the use of bank guarantees in some circumstances. The risk management policies and decision making procedures also aid in minimising credit risk on commercial exposures.

Off-balance sheet loan commitments and bank guarantees are also subject to credit risk, which is minimised by following credit guidelines for issuing credit, as well as monitoring and following review processes for exposures in relation to bank guarantees and undrawn credit.

4.5.1 Sources of credit risk

Key sources of credit risk for the Group predominantly emanate from its business activities including loans and advances to customers, debt investments, loan commitments, etc. The Group monitors and manages credit risk by class of financial instrument. The table below outlines such classes of financial instruments identified, their relevant financial statement line item, maximum exposure to credit risk at the reporting date and expected credit loss recognised.

Disclosures on a Company basis have not been separately disclosed as the amounts do not differ materially from those of the Consolidated entity.

Consolidated entity	Notes	Financial statement line	Maximum exposure to credit risk 2024 $'000	Expected credit loss 2024 $'000	Maximum exposure to credit risk 2023 $'000	Expected credit loss 2023 $'000
Class of financial instrument						
Cash and cash equivalents	4.1.1	Cash and cash equivalents	224,213	-	203,247	-
Due from other financial institutions	4.1.2	Due from other financial institutions	16,000	-	3,000	-
Certificates of deposit	4.1.3	Other financial assets	490,372	-	345,528	-
Notes – securitisation program and other	4.1.3	Other financial assets	20,014	-	21,819	-
Interest receivable	4.1.3	Other financial assets	3,336	-	2,010	-
Loans and advances	4.1.4	Loans and advances	4,462,690	4,180	4,679,436	3,998
Total			5,216,625	4,180	5,255,040	3,998
Off-balance sheet exposures						
Loans approved not advanced (LANA)	6.3		76,422	61	84,135	32
Bank guarantees	6.3		1,042	-	1,260	-
Total			77,464	61	85,395	32

For personal use only

For personal use only

Accounting policies

Impairment of financial assets
The Group recognises loss allowances for ECLs on the following financial instruments that are not measured at FVTPL:

- loans and advances; and
- issued loan commitments and loans approved and not yet advanced.

All other items measured at amortised cost have been assessed as immaterial for ECL purposes in both the current and comparative periods.

ECLs are required to be measured through a loss allowance at an amount equal to:

- 12-month ECL, i.e. lifetime ECL that result from those default events on the financial instrument that are possible within 12 months after the reporting date, (referred to as stage 1); or
- lifetime ECL, i.e. lifetime ECL that result from all possible default events over the life of the financial instrument, (referred to as stage 2 and stage 3).

A loss allowance for full lifetime ECL is required for a financial instrument if the credit risk on that financial instrument has increased significantly since initial recognition. For all other financial instruments, ECLs are measured at an amount equal to the 12-month ECL.

Definition of default
The Group considers the following as constituting an event of default:

- the borrower is past due more than 90 days on any material credit obligation to the Group; or
- the borrower is unlikely to pay its credit obligations to the Group in full.

The definition of default is appropriately tailored to reflect different characteristics of different types of assets. Overdrafts are considered as being past due once the customer has breached an advised limit or has been advised of a limit smaller than the current amount outstanding.

When assessing if the borrower is unlikely to pay its credit obligation, the Group takes into account both qualitative and quantitative indicators. The information assessed depends on the type of the asset, for example in corporate lending a qualitative indicator used is the breach of covenants, which is not relevant for retail lending. Quantitative indicators, such as overdue status and non-payment on another obligation of the same counterparty are key inputs in this analysis.

Write-off
Loans and advances and debt securities are written off when the Group has no reasonable expectations of recovering the financial asset (either in its entirety or a portion of it). This is the case when the Group determines that the borrower does not have assets or sources of income that could generate sufficient cash flows to repay the amounts subject to the write-off. A write-off constitutes a derecognition event. The Group may apply enforcement activities to financial assets written off. Recoveries resulting from the Group's enforcement activities will result in impairment gains.

Key estimates and judgements

Significant increase in credit risk
ECL are measured as an allowance equal to 12-month ECL for stage 1 assets, or lifetime ECL assets for stage 2 or stage 3 assets. An asset moves to stage 2 when its credit risk has increased significantly since initial recognition. AASB 9 does not define what constitutes a significant increase in credit risk. In assessing whether the credit risk of an asset has significantly increased the Group takes into account qualitative and quantitative reasonable and supportable forward-looking information.

Repayment deferral availed by the borrowers as a result of COVID-19 does not in itself constitute a significant increase in credit risk unless the exposure meets the above criteria.

Models and assumptions used
The Group uses various models and assumptions in measuring fair value of financial assets as well as in estimating ECL. Judgement is applied in identifying the most appropriate model for each type of asset, as well as for determining the assumptions used in these models, including assumptions that relate to key drivers of credit risk.

Forward-looking scenarios
When measuring ECL the Group uses reasonable and supportable forward-looking information, which is based on assumptions for the future movement of different economic drivers and how these drivers will affect each other.

Probability of default (PD)
PD constitutes a key input in measuring ECL. PD is an estimate of the likelihood of default over a given time horizon, the calculation of which includes historical data, assumptions and expectations of future conditions.

Loss Given Default (LGD)
LGD is an estimate of the loss arising on default. It is based on the difference between the contractual cash flows due and those that the lender would expect to receive, taking into account cash flows from collateral and integral credit enhancements.

For personal use only

4.5.2 Measurement of Expected Credit Loss (ECL)

The key inputs used for measuring ECL are:

- probability of default (PD);
- loss given default (LGD); and
- exposure at default (EAD).

These figures are derived from internally developed statistical models and other historical data and they are adjusted to reflect probability-weighted forward-looking information.

PD is an estimate of the likelihood of default over a given time horizon. It is estimated as at a point in time. The Group has developed a PD model for loans and advances based on the likelihood of a default event occurring within the next 12 months, based on the current status of each loan. A lifetime PD is also computed where appropriate. Historical data on loan behaviours is captured to enable projections on loans going into default. This provides statistical data that is used in the PD model for calculating the probability of default.

LGD is an estimate of the loss arising on default. The Group has developed a single LGD model, which includes judgements and estimates based on industry statistics and historical performance of the Bank's portfolio. Given the Group's loan portfolio, market data on LGDs of other institutions has also been applied in management's assessment of LGD.

EAD is an estimate of the exposure at a future default date, taking into account expected changes in the exposure after the reporting date, including repayments and principal and interest, and expected drawdowns on committed facilities. The Group has developed a single EAD model to cover all applicable loan exposures.

The Group measures ECL considering the risk of default over the maximum contractual period (including extension options) over which the entity is exposed to credit risk and not a longer period. The risk of default is assessed by considering historical data as well as forward-looking information through a macroeconomic overlay and management judgement.

The Group's risk function constantly monitors the ongoing appropriateness of the ECL model and related criteria, where any proposed amendments will be reviewed and approved by the Group's management committees.

Incorporation of forward-looking information
The Group uses forward-looking information that is available without undue cost or effort in its assessment of significant increase of credit risk as well as in its measurement of ECL. The Group uses this information to generate a 'base case' scenario of future forecast of relevant economic variables along with a representative range of other possible forecast scenarios.

The Group applies probabilities to the forecast scenarios identified. The base case scenario is the single most-likely outcome and consists of information used by the Group for strategic planning and budgeting.

The Group has identified and documented key drivers of credit risk and credit losses for each lending portfolio using a statistical analysis of historical data and has estimated relationships between macroeconomic variables, credit risk and credit losses.

For personal use only

The principal macroeconomic indicators included in the economic scenarios used are GDP, GDP index, GDP index change and unemployment. Management have derived that GDP has economic correlations to inflation and unemployment, which generally have a corresponding impact on loan performance. Scenarios are compiled using APRA quarterly statistics and ADI Performance Statistics for losses data, ABS statistics for GDP, CPI (as proxy for GDP index) and unemployment rates, along with forecast reports from the market.

The base case scenario is derived from forecasted changes to GDP, CPI and unemployment rates, using management's judgement. Adjustments to these forecasts are made to develop a further two scenarios for less likely but plausible economic expectations. A weighting is applied to each scenario, based on management's judgement as to the probability of each scenario occurring. These economic forecasts are then applied to a statistical model to determine the macroeconomic effects on the expected loss allowance on the lending portfolios.

The incorporation of forward-looking information on the assessment of ECL on other assets required to be assessed for impairment is a qualitative approach. A range of economic outlooks, from an economist, the RBA and OECD, have been considered in making an assessment of whether there are economic forecasts that would indicate a potential impairment on the assets being assessed.

Sensitivity analysis and forward-looking information
The following table shows the reported ECL based on the probability weighting of scenarios, with the sensitivity range reflecting the ECL impacts assuming a 100% weighting is applied to the base case scenario, the downside scenario or the severe downside scenario (with all other assumptions held constant). As at 30 June 2024, the probability weighted ECL is a blended outcome taking into consideration the respective scenarios.

The base case scenario incorporates a reasonable level of portfolio stress driven by forecast macroeconomic factors.

Scenario	ECL June 24 $'000	Macroeconomic forecast
Reported ECL	4,241	
100% base case	3,691	Includes a reasonable level of portfolio stress. By the end of 2024 the unemployment rate is expected to be 4.3% with further deterioration beyond that. Unemployment is forecast to be 4.6% by the end of 2025. Forecast GDP growth of between 1.1% and 1.6% due to tightening monetary policies to tackle significant inflation pressures.
100% downside	4,591	Assumes a moderate but reasonable level of portfolio stress.
100% severe downside	5,851	Assumes a more severe and prolonged downturn including elevated levels of unemployment and GDP decline.

Assumptions
The following table summarises the key judgements and assumptions in relation to the model inputs and highlights significant changes during the current period.

The judgements and associated assumptions reflect historical experience and other factors that are considered to be relevant, including expectations of future events that are believed to be reasonable under the circumstances. Accordingly, the Group's ECL estimates are inherently uncertain and, as a result, actual results may differ from these estimates.

For personal use only

Judgement/ Assumption	Description	Changes and considerations during the year ended 30 June 2024
Determining when a significant increase in credit risk (SICR) has occurred	In the measurement of ECL, judgement is involved in setting the rules and trigger points to determine whether there has been a SICR since initial recognition of a loan, which would result in the financial asset moving from stage 1 to stage 2. This is a key area of judgement since transition from stage 1 to stage 2 increases the ECL from an allowance based on the probability of default in the next 12 months, to an allowance for lifetime expected credit losses. Subsequent decreases in credit risk resulting in transition from stage 2 to stage 1 may similarly result in significant changes in the ECL allowance. The setting of precise trigger points requires judgement which may have a material impact upon the size of the ECL allowance.	Unemployment remained steady reflecting a tight labour market.
Measuring both 12-month and lifetime credit losses	ECL is a function of the probability of default (PD), the loss given default (LGD) and the exposure at default (EAD) which are point-in-time measures reflecting the relevant forward-looking information determined by management. Judgement is involved in determining which forward-looking information variables are relevant for particular lending portfolios and for determining the sensitivity of the parameters to movements in these forward-looking variables.	The PD, EAD and LGD models are subject to the Group's model risk policy that stipulates periodic model monitoring, periodic revalidation and defines approval procedures and authorities according to model materiality. There were no material changes to the policies during the year ended 30 June 2024.
Base case economic forecast	The Group derives a forward-looking "base case" economic scenario which reflects Auswide Bank's view of the most likely future macroeconomic conditions.	There have been no changes to the types of forward-looking variables (key economic drivers) used as model inputs in the current year.
Probability weighting of each scenario (base case, downside and severe downside scenarios)	Probability weighting of each scenario is determined by management considering the risks and uncertainties surrounding the base case scenario.	Management have assessed the weightings applied to the downside and severe downside scenarios and increased the weighting accordingly in view of inflationary pressures and increasing interest rates.
Management overlays	Management overlays to the ECL allowance are used where it is judged that existing inputs, assumptions and model techniques do not adequately capture the risk factors in the lending portfolio.	An overlay for model error risk continues to be applied. Management has reduced the additional overlay due to the downside and severe downside weightings being increased.

For personal use only

Significant increase in credit risk

The Group monitors all financial assets that are subject to impairment requirements to assess whether there has been a significant increase in credit risk since initial recognition. If there has been a significant increase in credit risk the Group will measure the expected loss allowance based on lifetime rather than 12-month ECL.

The Group has used the assumption that 30 days past due represents significant increase in credit risk. The Group considers 90 days past due as representative of a default having occurred and a loan being credit impaired.

The Group has identified the following three stages in which financial instruments have been classified in regards to credit risk;

- stage 1 - performing exposure on which loss allowance is recognised as 12 month expected credit loss;
- stage 2 - where credit risk has increased significantly and impairment loss is recognised as lifetime expected credit loss; and
- stage 3 - assets are credit impaired and impairment loss is recognised as lifetime expected credit loss. Interest is accrued on a net basis, on the amortised cost of the loans after the ECL is deducted.

The table below shows analysis of each class of financial asset subject to impairment requirements by stage at the reporting date. Disclosures on a Company basis have not been separately disclosed as the amounts do not differ materially from those of the Consolidated entity.

	Maximum exposure to credit risk				Expected credit loss			
Consolidated entity Balance at 30 June 2024	**Stage 1 $'000**	**Stage 2 $'000**	**Stage 3 $'000**	**Total $'000**	**Stage 1 $'000**	**Stage 2 $'000**	**Stage 3 $'000**	**Total $'000**
Class of financial instrument								
Cash and cash equivalents	224,213	-	-	224,213	-	-	-	-
Due from other financial institutions	16,000	-	-	16,000	-	-	-	-
Certificate of deposit	490,372	-	-	490,372	-	-	-	-
Notes – securitisation program and other	20,014	-	-	20,014	-	-	-	-
Total	750,599	-	-	750,599	-	-	-	-
Loans and advances*								
- Mortgage lending	4,382,743	10,343	6,248	4,399,334	2,531	757	642	3,930
- Personal lending	32,712	22	46	32,780	77	9	46	132
- Commercial lending	30,322	254	-	30,576	76	42	-	118
Total	4,445,777	10,619	6,294	4,462,690	2,684	808	688	4,180
Off-balance sheet exposures								
Loans approved not advanced (LANA)	76,422	-	-	76,422	61	-	-	61
Bank guarantees	1,042	-	-	1,042	-	-	-	-
Total	77,464	-	-	77,464	61	-	-	61

** Maximum exposure to credit risk includes undrawn credit limits and uses scheduled balances. Carrying amount as at 30 June 2024 is $4.408b.*

Consolidated entity Balance at 30 June 2023	Maximum exposure to credit risk				Expected credit loss			
	Stage 1 $'000	Stage 2 $'000	Stage 3 $'000	Total $'000	Stage 1 $'000	Stage 2 $'000	Stage 3 $'000	Total $'000
Class of financial instrument								
Cash and cash equivalents	203,247	-	-	203,247	-	-	-	-
Due from other financial institutions	3,000	-	-	3,000	-	-	-	-
Certificate of deposit	345,528	-	-	345,528	-	-	-	-
Notes – securitisation program and other	21,819	-	-	21,819	-	-	-	-
Total	573,594	-	-	573,594	-	-	-	-
Loans and advances*								
- Mortgage lending	4,583,706	5,089	4,949	4,593,744	3,110	218	592	3,920
- Personal lending	36,688	-	1	36,689	62	-	1	63
- Commercial lending	48,973	30	-	49,003	14	1	-	15
Total	4,669,367	5,119	4,950	4,679,436	3,186	219	593	3,998
Off-balance sheet exposures								
Loans approved not advanced (LANA)	84,135	-	-	84,135	32	-	-	32
Bank guarantees	1,260	-	-	1,260	-	-	-	-
Total	85,395	-	-	85,395	32	-	-	32

**Maximum exposure to credit risk includes undrawn credit limits and uses scheduled balances. Carrying amount as at 30 June 2023 is $4.378b.*

For personal use only

For personal use only

4.5.3 Movement in gross carrying amounts

The following tables show movements in gross carrying amounts of financial assets subject to impairment requirements. Disclosures on a Company basis have not been separately disclosed as the amounts do not differ materially from those of the Consolidated entity.

Consolidated entity	Stage 1 12-month ECL $'000	Stage 2 Lifetime ECL $'000	Stage 3 Lifetime ECL $'000	Total $'000
Loans and advances at amortised cost*				
Gross carrying amount at beginning of year	4,352,454	5,116	4,949	4,362,519
Transfer to stage 1	4,384	(2,319)	(2,065)	-
Transfer to stage 2	(9,122)	9,328	(206)	-
Transfer to stage 3	(3,970)	(1,447)	5,417	-
Financial assets that have been derecognised during the period including write-offs	(626,425)	(556)	(2,001)	(628,982)
New financial assets originated	794,910	-	11	794,921
Adjustments for repayments and interest	(137,945)	497	191	(137,257)
Net carrying amount as at 30 June 2024	4,374,286	10,619	6,296	4,391,201

** Excludes interest receivable and deferred mortgage brokers commissions.*

Consolidated entity	Stage 1 12-month ECL $'000	Stage 2 Lifetime ECL $'000	Stage 3 Lifetime ECL $'000	Total $'000
Loans and advances at amortised cost *				
Gross carrying amount at beginning of year	3,804,623	8,773	5,928	3,819,324
Transfer to stage 1	6,124	(4,598)	(1,526)	-
Transfer to stage 2	(3,597)	3,812	(215)	-
Transfer to stage 3	(3,221)	(811)	4,032	-
Financial assets that have been derecognised during the period including write-offs	(587,307)	(2,488)	(3,646)	(593,441)
New financial assets originated	1,234,590	877	-	1,235,467
Adjustments for repayments and interest	(98,758)	(449)	376	(98,831)
Net carrying amount as at 30 June 2023	4,352,454	5,116	4,949	4,362,519

** Excludes interest receivable and deferred mortgage brokers commissions.*

There has been no significant movement in carrying amount of other financial assets the general business operations of the Group and therefore the movement has not been disclosed.

For personal use only

4.5.4 Movement in expected credit losses

The following tables show movements in expected credit loss financial assets subject to impairment requirements. Disclosures on a Company basis have not been separately disclosed as the amounts do not differ materially from those of the Consolidated entity.

Consolidated entity	Stage 1 12-month ECL $'000	Stage 2 Lifetime ECL $'000	Stage 3 Lifetime ECL $'000	Total $'000
Loans and advances at amortised cost *				
Loss allowance at beginning of year	3,229	219	582	4,030
Transfer to stage 1	254	(103)	(151)	-
Transfer to stage 2	(9)	9	-	-
Transfer to stage 3	(3)	(30)	33	-
Financial assets derecognised during the period including write-offs	(534)	(5)	(395)	(934)
New financial assets originated	345	-	-	345
Changes in model risk assessment	(538)	719	619	800
Loss allowance as at 30 June 2024	2,744	809	688	4,241

** Excludes interest receivable and deferred mortgage brokers commissions.*

Consolidated entity	Stage 1 12-month ECL $'000	Stage 2 Lifetime ECL $'000	Stage 3 Lifetime ECL $'000	Total $'000
Loans and advances at amortised cost *				
Loss allowance at beginning of year	3,536	388	894	4,818
Transfer to stage 1	270	(197)	(73)	-
Transfer to stage 2	(53)	66	(13)	-
Transfer to stage 3	(18)	(77)	95	-
Financial assets derecognised during the period including write-offs	(671)	(81)	(746)	(1,498)
New financial assets originated	664	19	-	683
Changes in model risk assessment	(499)	101	425	27
Loss allowance as at 30 June 2023	3,229	219	582	4,030

** Excludes interest receivable and deferred mortgage brokers commissions.*

No ECL is recognised on any other financial asset, as this has been assessed as immaterial in both the current and comparative periods.

For personal use only

4.5.5 Summary of movements in expected credit loss by financial instrument

The following table summarises the movement in expected credit loss by financial instruments for the reporting period. Disclosures on a Company basis have not been separately disclosed as the amounts do not differ materially from those of the Consolidated entity.

Consolidated entity	Loans and advances $'000	LANA $'000	Total $'000
Expected credit loss			
Loss allowance at beginning of year	3,998	32	4,030
Adjustment on adoption of AASB 9	203	29	232
Loss allowance recognised/(reversed) during the year	(21)	-	(21)
Loss allowance as at 30 June 2024	4,180	61	4,241

Consolidated entity	Loans and advances $'000	LANA $'000	Total $'000
Expected credit loss			
Loss allowance at beginning of year	4,705	113	4,818
Loss allowance recognised/(reversed) during the year	(648)	(81)	(729)
Bad debts written off	(59)	-	(59)
Loss allowance at 30 June 2023	3,998	32	4,030

4.5.6 Credit risk concentrations

An analysis of the Group's credit risk concentrations on loans and advances is provided in the following table. The amounts in the table represent gross carrying amounts, with the exception of loan commitments, which are recorded as the amount committed. Disclosures on a Company basis have not been separately disclosed as the amounts do not differ materially from those of the Consolidated entity.

Consolidated entity	2024 $'000	2023 $'000
Loans and advances at amortised cost*		
Concentration by sector		
Mortgage lending	4,344,994	4,291,698
Personal lending	26,770	33,829
Commercial lending	19,437	36,992
Total	4,391,201	4,362,519

** Excludes interest receivable and deferred mortgage brokers commissions.*

For personal use only

Consolidated entity	2024 $'000	2023 $'000
Loans and advances at amortised cost*		
Concentration by region		
Queensland	2,719,924	2,803,366
New South Wales	657,984	641,593
Australian Capital Territory	87,738	88,371
Victoria	570,623	522,650
South Australia	70,933	67,687
Western Australia	249,005	205,548
Tasmania	16,407	14,599
Northern Territory	18,587	18,705
Total	4,391,201	4,362,519

** Excludes interest receivable and deferred mortgage brokers commissions.*

LANA of $76.422m (2023: $84.135m) is an additional exposure under AASB 9 not recognised on the balance sheet, but is immaterial to the concentrations in the above tables.

4.5.7 Specific provision

The Group has complied with the provisioning requirements under the APRA prudential standard APS 220 Credit Quality and includes a specific provision amounting to $1.176m (2023: $1.474m) determined in accordance with the aforementioned prudential standard.

4.5.8 Financial instruments classified at FVTPL

The maximum exposure to credit risk of the notes held in MISs designated at FVTPL is their carrying invested amount, which was $21.166m at 30 June 2024 (2023: $25.159m). The change in fair value due to credit risk for the MISs designated at FVTPL is $0.172m for the year (2023: $0.410m). The Group uses the performance of the portfolio to determine the change in fair value attributable to changes in credit risk of its MISs designated at FVTPL.

4.5.9 Equity instruments classified at FVTOCI

The maximum exposure to credit risk of the equity instrument designated at FVTOCI is their carrying amount.

4.5.10 Analysis of financial instrument by days past due status

Under the Group's monitoring procedures a significant increase in credit risk is identified before the exposure has defaulted and at the latest when the exposure becomes 30 days past due. The table below provides an analysis of the gross carrying amount of loans and advances by past due status, that are over 30 days past due.

	Consolidated		Company	
	2024 $'000	2023 $'000	2024 $'000	2023 $'000
30 days and less than 60 days	4,580	2,407	4,580	2,407
60 days and less than 90 days	1,321	283	1,321	283
90 days and less than 182 days	2,121	590	2,121	590
182 days and less than 273 days	87	-	87	-
273 days and less than 365 days	239	139	239	139
365 days and over	454	813	454	813
	8,802	4,232	8,802	4,232

For personal use only

4.5.11 Collateral held as security and other credit enhancements

Mortgage lending

The Group holds residential properties as collateral for the mortgage loans it grants to its customers. The Group monitors its exposure to retail mortgage lending using the LVR (loan to value ratio), which is calculated as the ratio of the gross amount of the loan to the value of the collateral. The valuation of the collateral excludes any adjustments for obtaining and selling the collateral. The value of the collateral for residential mortgage loans is typically based on the collateral value at origination. For credit-impaired loans the value of collateral is based on the most recent appraisals. Subsequent appraisals are performed on securities held for credit-impaired loans, to more closely monitor the Group's exposure. The Group will take possession of security property in line with its MIP (mortgagee in possession) policy and any loss resulting from subsequent sale will be recorded as an expense, resulting in a reduction in any provision that was held for that exposure. There are also procedures in place for the recovery of bad debts written off; debt recovery processes are performed internally as well as through the use of third parties. The table below shows the exposures from mortgage loans by ranges of LVR. Disclosures on a Company basis have not been separately disclosed as the amounts do not differ materially from those of the Consolidated entity.

	Gross carrying amount		Expected credit loss	
Consolidated entity	**2024 $'000**	**2023 $'000**	**2024 $'000**	**2023 $'000**
Mortgage lending LVR ratio				
Less than 50%	900,611	757,446	580	564
51-70%	1,636,096	1,499,370	1,677	1,229
71-90%	1,106,247	1,286,954	848	1,378
91-100%	22,406	49,182	8	8
More than 100%	3,734	8,128	101	321
FHLDS	675,901	690,618	716	420
Total	4,344,995	4,291,698	3,930	3,920

Loans issued under the federal government's First Home Loan Deposit Scheme (FHLDS) by Housing Australia (formally National Housing Finance and Investment Corporation (NHFIC)) are guaranteed for any loan monies above 80% LVR.

Personal lending

The Group's personal lending portfolio consists of secured and unsecured term loans and unsecured credit cards. For loans with a purpose of purchasing vehicles and the like, the vehicle can be used as security for a secured personal loan, if acceptable under the applicable lending policy. The personal lending portfolio exhibits similar traits and behaviours regardless of whether the loan is secured or unsecured.

Commercial lending

The Group requests collateral, which is usually in the form of residential property, as security for corporate lending. Bank guarantees are also used at times, which utilise cash, residential or commercial mortgages as security. The table below shows the exposures from commercial loans by ranges of LVR. Disclosures on a Company basis have not been separately disclosed as the amounts do not differ materially from those of the Consolidated entity.

	Gross carrying amount		Expected credit loss	
Consolidated entity	**2024 $'000**	**2023 $'000**	**2024 $'000**	**2023 $'000**
Commercial lending LVR ratio				
Less than 50%	12,723	21,203	48	9
51-70%	5,300	11,958	42	4
71-90%	1,414	3,831	28	2
Total	19,437	36,992	118	15

Other financial assets

The Group holds other financial assets at amortised cost with a carrying amount of $753.933m (2023: $575.032m) and at FVTOCI with a carrying amount of $0.918m (2023: $0.918m). These are high quality investments and as per policy the Group only invests in certain types of financial assets which are investment grade and of lower credit risk.

For personal use only

4.6 Fair value measurements

Some of the Group's financial assets and financial liabilities are measured at fair value at the end of each reporting period. The following table provides an analysis of financial instruments that are measured subsequent to initial recognition at fair value, grouped by fair value hierarchy level.

4.6.1 Financial instruments measured at fair value on recurring basis

Consolidated entity **30 June 2024**	**Level 1** **$'000**	**Level 2** **$'000**	**Level 3** **$'000**	**Total** **$'000**
Financial assets mandatorily measured at FVTPL				
Investments in managed investment schemes	-	-	21,166	21,166
Derivative assets	-	616	-	616
Equity instruments designated at FVTOCI				
Unlisted shares	-	-	918	918
Total assets	-	616	22,084	22,700
Financial liabilities mandatorily measured at FVTPL				
Derivative liabilities	-	461	-	461
Total liabilities	-	461	-	461

Consolidated entity **30 June 2023**	**Level 1** **$'000**	**Level 2** **$'000**	**Level 3** **$'000**	**Total** **$'000**
Financial assets mandatorily measured at FVTPL				
Investments in managed investment schemes	-	-	25,159	25,159
Derivative assets	-	7,916	-	7,916
Equity instruments designated at FVTOCI				
Unlisted shares	-	-	918	918
Total assets	-	7,916	26,077	33,993
Financial liabilities mandatorily measured at FVTPL				
Derivative liabilities	-	925	-	925
Total liabilities	-	925	-	925

Company **30 June 2024**	**Level 1** **$'000**	**Level 2** **$'000**	**Level 3** **$'000**	**Total** **$'000**
Financial assets mandatorily measured at FVTPL				
Investments in managed investment schemes	-	-	21,166	21,166
Derivative assets	-	616	-	616
Equity instruments designated at FVTOCI				
Unlisted shares	-	-	918	918
Total assets	-	616	22,084	22,700
Financial liabilities mandatorily measured at FVTPL				
Derivative liabilities	-	461	-	461
Total liabilities	-	461	-	461

For personal use only

Company 30 June 2023	Level 1 $'000	Level 2 $'000	Level 3 $'000	Total $'000
Financial assets mandatorily measured at FVTPL				
Investments in Managed investment schemes	-	-	25,159	25,159
Derivative assets	-	7,916	-	7,916
Equity instruments designated at FVTOCI				
Unlisted shares	-	-	918	918
Total assets	-	7,916	26,077	33,993
Financial liabilities mandatorily measured at FVTPL				
Derivative liabilities	-	925	-	925
Total liabilities	-	925	-	925

There have been no transfers of between level 1 and level 2 categories of financial instruments.

Accounting policies

Fair value measurements
The Group measures some of its assets and liabilities at fair value on either a recurring or non-recurring basis, depending on the requirements of the applicable Accounting Standard.

Fair value is the price that would be received to sell an asset or paid to transfer a liability in an orderly (i.e. unforced) transaction between independent, knowledgeable and willing market participants at the measurement date.

As fair value is a market-based measure, the closest equivalent observable market pricing information is used to determine fair value. Adjustments to market values may be made having regard to characteristics of the specific asset or liability. The fair values of assets and liabilities that are not traded in an active market are determined using one or more valuation techniques. These valuation techniques maximise, to the extent possible, the use of observable market data.

To the extent possible, market information is extracted from either the principal market for the asset or liability (i.e. the market with greatest volume and level of activity for the asset or liability) or, in the absence of such a market, the most advantageous market available to the entity at the end of the reporting period (i.e. the market that maximises the receipts from the sale of the asset or minimises the payments made to transfer the liability, after taking into account transaction costs and transport costs).

For non-financial assets, the fair value measurement also takes into account a market participant's ability to use the asset in its highest and best use or to sell it to another market participant that would use the asset in its highest and best use. In measuring fair value, the Group uses valuation techniques that maximise the use of observable inputs and minimise the use of unobservable inputs.

Assets and liabilities measured at fair value are classified, into three levels, using a fair value hierarchy that reflects the significance of the inputs used in making the measurements. Classifications are received at each reporting date and transfers between levels are determined based on a reassessment of the lowest level input that is significant to the fair value measurement. The categories are as follows:

- level 1 - measurements based on quoted prices (unadjusted) in active markets for identical assets or liabilities that the entity can access at the measurement date,
- level 2 - measurements based on inputs other than quoted prices included in level 1 that are observable for the asset or liability, either directly or indirectly, and
- level 3 - measurement based on unobservable inputs for the asset or liability.

The fair values of assets and liabilities that are not traded in an active market are determined using one or more valuation techniques. These valuation techniques maximise, to the extent possible, the use of observable market data. If all significant inputs required to measure fair value are observable, the asset or liability is included in level 2. If one or more significant inputs are not based on observable market data, the asset or liability is included in level 3.

For personal use only

4.6.2 Reconciliation of level 3 fair value measurements of financial assets and financial liabilities

Consolidated entity	FVTOCI Unlisted shares 2024 $'000	FVTOCI Unlisted shares 2023 $'000	FVTPL Managed investment schemes 2024 $'000	FVTPL Managed investment schemes 2023 $'000
Balance at beginning of year	918	918	25,159	26,857
Total gains or losses:				
- in profit or loss	-	-	1,250	1,295
- in other comprehensive income	-	-	-	-
Purchases	-		-	7,000
Disposals	-	-	(5,243)	(9,993)
Balance at end of year	918	918	21,166	25,159

Company	FVTOCI Unlisted shares 2024 $'000	FVTOCI Unlisted shares 2023 $'000	FVTPL Managed investment schemes 2024 $'000	FVTPL Managed investment schemes 2023 $'000
Balance at beginning of year	918	918	25,159	26,857
Total gains or losses:				
- in profit or loss	-	-	1,250	1,295
- in other comprehensive income	-	-	-	-
Purchases	-	-	-	7,000
Disposals	-	-	(5,243)	(9,993)
Balance at end of year	918	918	21,166	25,159

4.6.3 Financial instruments not measured at fair value

The following table provides an analysis of financial assets and liabilities that are not measured at fair value.

Consolidated entity 30 June 2024	Level 1 $'000	Level 2 $'000	Level 3 $'000	Total fair value $'000	Total carrying amount $'000
Financial assets					
Cash and cash equivalents	224,213	-	-	224,213	224,213
Due from other financial institutions	16,000	-	-	16,000	16,000
Other financial assets	519,759	-	-	519,759	513,721
Loans and advances	-	-	4,398,703	4,398,703	4,407,524
Total financial assets	759,972	-	4,398,703	5,158,675	5,161,458
Financial liabilities					
Deposits and short term borrowings	-	4,264,481	-	4,264,481	4,275,552
Payables and other liabilities	-	-	72,311	72,311	72,378
Loans under management	-	571,593	-	571,593	570,622
Subordinated capital notes	-	46,795	-	46,795	46,795
Total financial liabilities	-	4,882,869	72,311	4,955,180	4,965,347

For personal use only

Consolidated entity 30 June 2023	Level 1 $'000	Level 2 $'000	Level 3 $'000	Total fair value $'000	Total carrying amount $'000
Financial assets					
Cash and cash equivalents	203,247	-	-	203,247	203,247
Due from other financial institutions	3,000	-	-	3,000	3,000
Other financial assets	363,235	-	-	363,235	369,357
Loans and advances	-	-	4,385,384	4,385,384	4,377,803
Total financial assets	569,482	-	4,385,384	4,954,866	4,953,407
Financial liabilities					
Deposits and short term borrowings	-	4,032,917	-	4,032,917	4,042,906
Other borrowings	-	99,119	-	99,119	101,013
Payables and other liabilities	-	-	42,296	42,296	42,358
Loans under management	-	533,527	-	533,527	530,755
Subordinated capital notes	-	42,000	-	42,000	42,000
Total financial liabilities	-	4,707,563	42,296	4,749,859	4,759,032

4.6.4 Summary of valuation methodologies applied in determining fair value of financial instruments

Each valuation technique requires inputs that reflect the assumptions that buyers and sellers would use when pricing the asset or liability, including assumptions about risks. When selecting a valuation technique, the Group gives priorities to those techniques that maximise the use of observable inputs and minimise the use of unobservable inputs. Inputs that are developed using market data (such as publicly available information on actual transactions) and that reflect the assumptions that buyers and sellers would generally use when pricing the asset or liability are considered observable, whereas inputs for which market data is not available and therefore are developed using the best information available about such assumptions are considered unobservable.

For recurring and non-recurring fair value measurements, external valuers may be used when internal expertise is either not available or when the valuation is determined to be significant. External valuers are selected based on market knowledge and reputation.

The fair value of liabilities and the entity's own equity instruments (excluding those related to share-based payment arrangements) may be valued, where there is no observable market price in relation to the transfer of such financial instrument, by reference to observable market information where such instruments are held in assets. Where this information is not available, other valuation techniques are adopted and where significant, are detailed in the respective note to the financial statements.

The Group selects a valuation technique that is appropriate in the circumstances and for which sufficient data is available to measure fair value. The availability of sufficient and relevant data primarily depends on the specific characteristics of the asset or liability being measured. The valuation techniques selected by the economic entity are consistent with one or more of the following valuation approaches:

- market approach - valuation techniques that use prices and other relevant information generated by market transactions for identical or similar assets or liabilities;
- income approach - valuation techniques that convert estimated future cash flows or income and expenses into a single discounted present value; and
- cost approach - valuation techniques that reflect the current replacement cost of an asset at its current service capacity.

5. Group structure and related parties

5.1 Subsidiaries, associates and other related parties

Balances and transactions between the Company and its subsidiaries which are related parties of the Company, have been eliminated on consolidation and are not disclosed in this note.

5.1.1 Controlled entities

Name	Place of incorporation and operation	Proportion of ownership and voting power held by the Company		Contribution to consolidated operating profit after income tax		Investment carrying value	
		2024 %	2023 %	2024 $'000	2023 $'000	2024 $'000	2023 $'000
Controlled entities							
Widcap Securities Pty Ltd	Australia	100.0	100.0	-	-	-	-
Auswide Performance Rights Pty Ltd	Australia	100.0	100.0	-	(2)	-	-

Widcap Securities Pty Ltd
Widcap Securities Pty Ltd is a wholly owned subsidiary which acts as the manager and custodian for Auswide Bank's Warehouse Securitisation programs.

Auswide Performance Rights Pty Ltd
Auswide Performance Rights Pty Ltd is the trustee company for the Auswide Performance Rights Plan, set up to assist in the retention and motivation of executives, senior managers and qualifying employees. Auswide Performance Rights Pty Ltd is an Australian tax resident.

5.1.2 Warehouse and securitisation trusts

Auswide Bank has an external securitisation program which is comprised of the following trusts. These trusts are fully consolidated at the reporting date.

> Wide Bay Trust No. 5 > ABA Trust No. 7 > WB Trust 2008-1 > WB Trust 2017-1 > ABA Trust 2023-1

5.1.3 Details of material associates

Details of each of the Group's material associates at the end of the reporting period are as follows:

Name of associate	Principal activity	Place of incorporation and operation	Proportion of ownership interest held by the Group		Proportion of voting power held by the Group	
			2024	2023	2024	2023
Financial Advice Matters Group Pty Ltd (FAMG)	Financial Planning	Australia	0.0%	23.8%	0.0%	25.0%

In December 2023, the Group disposed of its interest in FAMG in full to a third party. The consideration is payable in two tranches: $1.81m received by the Group in December 2023 and the remaining $0.45m is expected to be received in December 2024 subject to the fulfilment of the conditions of the sales agreement. As the result of the disposal a post-tax gain of $1.10m (net of transaction cost) was recognised during the first half year ended 31 December 2023.

For personal use only

For personal use only

5.2 Key management personnel disclosures

5.2.1 Details of key management personnel

Key management personnel have been taken to comprise the Directors and members of Executive Management who are collectively responsible for the day-to-day financial and operational management of the Group and the Company. The following were key management personnel for the entire reporting period unless otherwise stated;

Directors

SC Birkensleigh
Chairman - Non-executive Director

GN Kenny
Director - Non-executive

GB Murdoch
Director - Non-executive

J Korhonen
Director - Non-executive

C Mitchell
Director - Non-executive

LT McGrath
Director - Non-executive

DR Snell (commenced 22 April 2024)
Chief Executive Officer/Managing Director

MJ Barrett (retired 31 December 2023)
Managing Director

Executives

WR Schafer
Chief Financial Officer, Company Secretary

DR Hearne
Chief Customer Officer

GM Job
Chief People and Property Officer

SD Johnson
Chief Information Officer

CA Lonergan
Chief Risk Officer

MS Rasmussen
Chief Operating Officer

R Stephens
Chief Transformation Officer

Each of the key management personnel, relatives of key management personnel and related business entities which hold share capital and/or deposits with the Company do so on the same conditions as those applying to all other members of the Company.

5.2.2 Key management personnel compensation

The aggregate compensation made to Directors and other members of key management personnel of the Company and the Group is set out below.

	Consolidated		Company	
	2024 $'000	2023 $'000	2024 $'000	2023 $'000
Short-term benefits				
Cash salary and fees	3,425	3,144	3,425	3,144
Cash bonus	500	470	500	470
Post employment benefits				
Superannuation	288	261	288	261
Retirement benefits	165	-	165	-
Share based payments	256	372	256	372
Other long term benefits	63	76	63	76
	4,697	4,323	4,697	4,323

Remuneration is calculated based on the period each employee was classified as key management personnel. Remuneration to Directors was approved at the previous Annual General Meeting of the Company.

5.2.3 Other transactions with key management personnel

Interest on loans to key management personnel has been paid on terms and conditions no more favourable than those available on similar transactions to members of the general public.

The Group's policy for receiving deposits from other related parties and in respect of other related party transactions is that all transactions are approved and deposits are accepted on the same terms and conditions that apply to members of the general public for each type of deposit.

Dividends of $203,653 (2023: $314,900) were paid to key management personnel and associates. These were made on terms no more favourable than those made on dividend payments to other shareholders.

There were no other transactions in which key management personnel provided services to the Company.

6. Other financial information

6.1 Cash flow statement reconciliation

Reconciliation of profit from ordinary activities after tax to the net cash flows from operations:

	Consolidated		Company	
	2024 $'000	2023 $'000	2024 $'000	2023 $'000
Profit after tax from continuing operations	11,231	25,067	11,231	25,069
Depreciation and amortisation	3,958	4,014	3,958	4,014
Bad debts expense	232	(728)	232	(728)
(Profit)/loss on disposal of non-current assets	39	104	39	104
Movement in assets				
Loans and advances	(29,854)	(549,060)	(29,854)	(549,061)
Accrued interest on investments	(3,099)	(5,048)	(3,099)	(5,048)
Prepayments and other receivables	2,100	5,932	2,104	5,932
Movement in liabilities				
Deposits and short term borrowings	131,633	375,771	131,627	376,188
Creditors and accruals	31,382	10,719	31,378	10,719
Income tax payable	(2,242)	(578)	(2,236)	(569)
Deferred tax payable	(1,357)	(2,258)	(1,357)	(2,258)
Employee benefit provisions	80	213	80	213
Other provisions	(240)	(139)	(240)	(139)
Reserves	1,674	2,577	1,674	2,577
Net cash generated from operating activities	145,537	(133,414)	145,537	(132,987)

Accounting policies

Cash and cash equivalents
Cash and cash equivalents includes cash on hand, deposits held at call with banks and other short-term highly liquid investments with original maturities of three months or less.

6.2 Expenditure commitments

	Consolidated		Company	
	2024 $'000	2023 $'000	2024 $'000	2023 $'000
Capital expenditure commitments				
Capital expenditure contracted for within one year	560	1,394	560	1,394
	560	1,394	560	1,394

For personal use only

For personal use only

6.3 Contingent liabilities and credit commitments

	Consolidated		Company	
	2024 $'000	2023 $'000	2024 $'000	2023 $'000
Approved but undrawn loans	76,422	84,135	76,422	84,135
Approved but undrawn credit limits	75,462	73,668	75,462	73,668
Bank guarantees	1,041	1,260	1,041	1,260
	152,925	159,063	152,925	159,063

The Group holds an agency settlement facility amounting to $16 million. As at 30 June 2024, the amount of facility used is $0 (30 June 2023: $0).

6.4 Provisions

	Consolidated		Company	
	2024 $'000	2023 $'000	2024 $'000	2023 $'000
Employee entitlements				
Balance at beginning of year	3,786	3,574	3,786	3,574
Provided for during the year	831	641	831	641
Used during the year	(751)	(429)	(751)	(429)
Balance at end of year	3,866	3,786	3,866	3,786
Maturity analysis				
Current provision	3,440	3,338	3,440	3,338
Non-current provision	426	448	426	448
	3,866	3,786	3,866	3,786
Other provisions	3	243	3	243
Total provisions	3,869	4,029	3,869	4,029

Accounting policies

Employee provisions
Provision is made for the liability for employee benefits arising from services rendered by employees to the end of the reporting period.

Short-term employee benefits
Liabilities for wages, salaries, sick leave and bonuses, that are expected to be settled wholly within twelve months of the end of the reporting period are recognised in the Statement of Financial Position in respect of employee services provided to the end of the reporting period and are measured at the amounts expected to be paid when the liability is settled, plus related on-costs.

Long-term employee benefits
Liabilities for long service leave and annual leave are not expected to be settled within twelve months of the end of the reporting period. They are recognised as provisions for employee benefits and are measured at the present value of the expected future payments to be made in respect of services provided to the end of the reporting period. Consideration is given to expected future salary and wage increases and periods of service.

Regardless of when settlement is expected to occur, liabilities for long service leave and annual leave are presented as current liabilities in the statement of financial position if the entity does not have an unconditional right to defer settlement for at least twelve months after the end of the reporting period.

Superannuation
Contributions are made by the Group to an employees' superannuation fund and are charged as an expense when incurred. The Group has no legal obligation to cover any shortfall in the fund's obligation to provide benefits to employees on retirement.

For personal use only

6.5 Other non-financial assets

	Consolidated		Company	
	2024 $'000	2023 $'000	2024 $'000	2023 $'000
Prepayments	3,525	2,820	3,521	2,816
Other	521	495	521	495
	4,046	3,315	4,042	3,311

6.6 Remuneration of auditors

Amounts received or due and receivable by the auditors of Auswide Bank Ltd, Deloitte Touche Tohmatsu Limited, are as follows:

	Consolidated		Company	
	2024 $	2023 $	2024 $	2023 $
Audit or review of financial reports:				
Group	469,957	414,403	469,957	414,403
Subsidiaries and joint operations	30,880	30,000	30,880	30,000
	500,837	444,403	500,837	444,403
Statutory assurance services required by legislation to be provided by the auditors	115,500	115,000	115,500	115,000
	115,500	115,000	115,500	115,000
Other assurance and agreed upon procedures under other legislation or contractual arrangements	16,000	15,500	16,000	15,500
	16,000	15,500	16,000	15,500
Other services:				
Tax compliance services	38,788	79,749	38,788	79,749
	38,788	79,749	38,788	79,749
Total auditors' remuneration	671,125	654,652	671,125	654,652

6.7 Events subsequent to balance date

6.7.1 Proposed merger with MyState

Auswide announced on 19 August 2024 that it has entered into a binding SIA (Scheme Implementation Arrangement) to merge with MyState Bank Limited in a transaction that, if implemented, will combine two high-quality banks and materially increase scale with the potential for shareholder value creation.

MyState Limited was formed in September 2009 following the merger of MyState Financial, an authorised deposit-taking institution, and TPT Wealth, a trustee and wealth management company. MyState is the non-operating holding company of a diversified financial services group listed on the ASX providing banking, trustee and wealth management services to customers across the country through its retail brands (MyState Bank and TPT Wealth).

MyState Bank delivers home lending, savings and transactional banking solutions through digital and branch channels, an Australia-based contact centre, mobile lenders and mortgage brokers. TPT Wealth delivers asset management and trustee services through relationship managers, digital channels and an Australian-based estate planning, trust administration and support team.

For personal use only

Under the terms of the SIA, MyState has agreed to acquire 100% of the issued shares in Auswide via a Scheme. A copy of the SIA is available on the ASX.

If implemented, Auswide shareholders will receive 1.112 MyState shares per Auswide share, implying ~34% Proforma ownership of MergeCo for Auswide shareholders upon completion of the proposed merger (including shares to be issued in relation to the acquisition of Selfco).

The proposed merger is expected to bring a significant increase in scale with combined lending assets of $12.5 billion and customer deposits of $9.6 billion.

Subject to regulatory and other customary approvals, and the satisfaction (or waiver) of the other conditions under the SIA, the proposed merger is targeted to complete in December 2024.

This has been assessed as a non-adjusting event under AASB 110.

6.7.2 Acquisition of Specialist Equipment Leasing Finance Company Pty Ltd (Selfco)

Auswide Bank announced to the market on 19 August 2024 that a binding agreement had been entered to acquire 100% of Selfco, an established non-bank SME asset finance lender. Selfco is an established vehicle and equipment finance company operating nationally via a network of accredited finance brokers.

The strategic acquisition facilitates Auswide's entry into asset finance and drives scale by expanding Auswide's service offering into the large addressable SME funding market. The transaction provides the opportunity for portfolio diversification by reducing concentration in home loans and key geographies. There is the potential for revenue growth opportunities through capitalising on synergies with Auswide's materially lower wholesale funding costs.

The total consideration for the transaction will be up to $6.5m, comprising of an initial consideration of $5.0m and potential earn-out payments of up to $1.5m based on the achievement of profit-related performance hurdles.

Proforma unaudited FY24 revenue and NPAT for the consolidated Auswide business is $86m and $10m respectively if the acquisition of Selfco had have occurred on 1 July 2023.

The acquisition is subject to various conditions including Auswide securing sufficient debt or equity commitments and is expected to be completed in September 2024.

This has been assessed as a non-adjusting event under AASB 110.

6.7.3 Equity raise

Auswide Bank announced to the market on 19 August 2024 the intention to undertake a fully underwritten $12m institutional placement to eligible institutional, sophisticated and professional investors. Ord Minnett Limited is lead manager and underwriter of the placement.

Auswide also proposes to undertake a follow-on share purchase plan which is intended to be conducted in accordance with ASIC Corporations (Share and Interest Purchase Plans) Instrument (2019/547). The share purchase plan will not be underwritten and is subject to an aggregate cap of $3.0 million.

New shares issued under the SPP will rank equally with existing Auswide shares from their date of issue and it is intended that new shares issued under the Placement and the SPP will be issued prior to the record date for the FY24 final dividend.

Full details of the SPP will be set out in the SPP Offer Booklet, which is expected to be released to the ASX and sent to eligible shareholders on Monday, 26 August 2024.

The funds raised under the Offer are proposed to be used by the Company to fund the initial and ongoing capital requirements in connection with the proposed acquisition of Specialist Equipment Leasing Finance Company Pty Ltd (Selfco).

This has been assessed as a non-adjusting event under AASB 110.

6.7.4 Dividend declared

Details of dividends declared subsequent to year end are included in Note 3.6 Dividends paid.

Other than the matters described above, there has been no matter or circumstance occurring subsequent to the end of the period that has significantly affected, or may significantly affect the operations of the Group or the Company, the results of those operations, or the state of affairs of the Group or the Company in future financial years.

The financial statements were approved by the Board of Directors on the date the directors' declaration was signed.

Consolidated Entity Disclosure Statement

Entity name	Entity type	Body corporate		Tax residency	
		Place formed or incorporated	% of share capital held	Australian or foreign	Foreign jurisdiction
Parent entity					
Auswide Bank Ltd	Body corporate	Australia	N/A	Australia	N/A
Controlled entity					
Widcap Securities Pty Ltd	Body corporate	Australia	100%	Australia	N/A
Auswide Performance Rights Pty Ltd	Trust	Australia	100%	Australia	N/A

For personal use only

Directors' Declaration

FOR THE YEAR ENDED 30 JUNE 2024

In accordance with a resolution of the Directors of Auswide Bank Ltd ('the Company'), we declare that:

(a) the financial statements comprising of the consolidated statement of profit or loss and other comprehensive income, consolidated statement of financial position, consolidated statement of cash flows, consolidated statement of changes in equity and accompanying notes, and the remuneration disclosures that are contained in the remuneration report are in accordance with the Corporations Act 2001, and:

  (i) give a true and fair view of the financial position of the company and consolidated entity as at 30 June 2024 and of the performance for the year ended on that date; and

  (ii) comply with Australian Accounting Standards (including the Australia Accounting Interpretations) and the Corporations Regulations 2001;

(b) the financial report complies with International Financial Reporting Standards (IFRS) as disclosed in Note 1.2 - Statement of compliance; and

(c) in the Directors' opinion there are reasonable grounds to believe that the Company and its subsidiaries will be able to pay its debts as and when they become due and payable; and

(d) the consolidated entity disclosure statement, required by section 295(3A) of the Corporations Act 2001, is true and correct.

The Directors have been given the declarations required by Section 295A of the Corporations Act 2001 from the Managing Director and Chief Financial Officer for the financial year ended 30 June 2024.

The declaration is made in accordance with a resolution of the Board of Directors made pursuant to Section 295(5) of the Corporations Act 2001, and is signed for and on behalf of the Directors by:

SC Birkensleigh
Director

Brisbane
26 August 2024

GB Murdoch
Director

Brisbane
26 August 2024

For personal use only

Deloitte.

Deloitte Touche Tohmatsu
ABN 74 490 121 060

477 Collins Street
Melbourne VIC 3000
GPO Box 78
Melbourne VIC 3001 Australia

Tel: +61 3 9671 7000
Fax: +61 3 9671 7001
www.deloitte.com.au

For personal use only

Independent Auditor's Report to the Members of Auswide Bank Ltd

Report on the Audit of the Financial Report

Opinion

We have audited the financial reports of Auswide Bank Ltd (the "Company") and its subsidiaries (the "Group") which comprise the Group and the Company's statements of financial position as at 30 June 2024, the statements of profit or loss and other comprehensive income, the statements of changes in equity and the statements of cash flows for the year then ended, and notes to the financial statements, including material accounting policy information and other explanatory information, the directors' declaration and the Consolidated Entity Disclosure Statement.

In our opinion, the accompanying financial report of the Group and the Company are in accordance with the *Corporations Act 2001*, including:

(i) giving a true and fair view of the Group and the Company's financial position as at 30 June 2024 and of their financial performance for the year then ended; and
(ii) complying with Australian Accounting Standards and the *Corporations Regulations 2001*.

Basis for Opinion

We conducted our audit in accordance with Australian Auditing Standards. Our responsibilities under those standards are further described in the *Auditor's Responsibilities for the Audit of the Financial Report* section of our report. We are independent of the Group in accordance with the auditor independence requirements of the *Corporations Act 2001* and the ethical requirements of the Accounting Professional & Ethical Standards Board's APES 110 *Code of Ethics for Professional Accountants (including Independence Standards)* (the Code) that are relevant to our audit of the financial reports in Australia. We have also fulfilled our other ethical responsibilities in accordance with the Code.

We confirm that the independence declaration required by the *Corporations Act 2001*, which has been given to the directors of the Company (the "directors"), would be in the same terms if given to the directors as at the time of this auditor's report.

We believe that the audit evidence we have obtained is sufficient and appropriate to provide a basis for our opinion.

Key Audit Matters

Key audit matters are those matters that, in our professional judgement, were of most significance in our audit of the financial report of the Group for the current period. These matters were addressed in the context of our audit of the financial report as a whole, and in forming our opinion thereon, and we do not provide a separate opinion on these matters.

Liability limited by a scheme approved under Professional Standards Legislation.

Member of Deloitte Asia Pacific Limited and the Deloitte organisation.

For personal use only

Key Audit Matter	How the scope of our audit responded to the Key Audit Matter
Impairment of loans and advances As at 30 June 2024, the Group has recognised a loss allowance for Expected Credit Losses (ECL) amounting to $4.24m on loans and advances held at amortised cost in accordance with AASB 9 Financial Instruments as disclosed in Note 4.5. Loans and advances subject to AASB 9's impairment requirements include the residential lending portfolio, personal loan portfolio and loans approved but not yet advanced. Significant management judgement was necessary in determining the loss allowance, including: • The application of the requirements of AASB 9 as reflected in the Group's ECL model particularly in light of the current macroeconomic environment; • The identification of exposures with a significant increase in credit risk to determine whether a 12-month or lifetime ECL should be recognised; and • Assumptions used in the ECL model such as the financial condition of the counterparty, repayment capacity and forward-looking macroeconomic factors as disclosed in Note 4.5.	In conjunction with our specialists, our audit procedures included, but were not limited to: Testing the design and implementation of controls over the ECL loss allowance including: • The accuracy of data input into the system used for determining past due status and the approval of credit facilities; and • The ongoing monitoring and identification of loans displaying indicators of significant increases in credit risk and whether they are migrating on a timely basis to appropriate stages. **Assessing ECL model adequacy:** We assessed the adequacy of management's internally developed model in determining the ECL allowance. Our procedures included, but were not limited to: • Assessing whether the ECL model adequately addresses the requirements of AASB 9; • Evaluating management's assessment of the impact of forward-looking macroeconomic factors on the loan portfolio and as a result the estimate of loss allowance; • Testing on a sample basis, individual exposures to assess if they are classified into appropriate default stages and aging buckets for the purpose of determining the ECL allowance; • Assessing the reasonableness of assumptions driving Probabilities of Default (PD), Loss Given Default (LGD) and Exposure at Default (EAD) including assessing key assumptions made in the past against actual outcomes for the purposes of determining historical accuracy of assumptions; and • Assessing the reasonableness of management overlays to the modelled collective provision by recalculating the coverage provided by the collective ECL loss allowance (including overlays) to the loan book, taking into account recent history, performance and de-risking of the relevant portfolios. We also assessed adequacy of the disclosures in Note 4 to the financial statements.

For personal use only

Key Audit Matter	How the scope of our audit responded to the Key Audit Matter
Impairment of non-current assets At 30 June 2024, the Group's non-current assets include goodwill amounting to $46.3m as disclosed in Note 3.3. The determination of the recoverable amount of goodwill is complex and requires management to exercise significant judgement including: • Identification of appropriate Cash Generating Units (CGU) to which goodwill is allocated for the purpose of impairment testing; • Selection of appropriate valuation methodology; • Determination of assumptions and estimates, in particular the 5-year forecast cashflows and growth rates, which includes the loan book growth rate and net interest margin; terminal growth rate; and the discount rate; and. • Determination and calculation of key sensitivities in the model for the purposes of disclosure.	To evaluate the estimated recoverable amount of goodwill ,our audit procedures included, but were not limited to: • Obtaining an understanding of any changes to the internal and external impairment indicators in assessing goodwill impairment through inquiries with management and external market evidence; • Assessing management's position as to the appropriate allocation of goodwill; • Reconciling the assets and liabilities of the CGU to the Group balance sheet; • Agreed the cash flows included in management's models to the latest board approved budgets; and • Evaluating the consistency of management's projections to historical performance and external market evidence. Together with our valuations specialists, our procedures also included: • Assessing the reasonableness of key assumptions used in the model prepared by management, including the 5 year forecast cashflows and growth rates, which includes the loan book growth rate and net interest margin; terminal growth rate; and the discount rate, including sensitivity calculations; and • Testing the mathematical accuracy of the cash flow model. We have also assessed the adequacy of the disclosures in Note 3.3 to the financial statements.
Information technology The Group's operations and financial reporting processes are heavily dependent on IT systems for the processing and recording of a significant volume of transactions. Due to this, we consider the operation of financial reporting IT systems and controls to be a key audit matter. The IT systems and controls, as they impact the financial recording and reporting of transactions, have a significant impact on our audit approach.	Our procedures, performed in conjunction with our IT specialists included, but were not limited to: • Developing an understanding of the business processes, IT systems used to generate and support those balances, associated IT application controls and IT dependencies in manual controls; and • Understanding and evaluating the design of relevant controls. Where we identified control deficiencies relating to IT systems or application controls relevant to our audit we evaluated the operating effectiveness of manual controls where applicable and varied the nature, timing and extent of our substantive procedures.

For personal use only

Other Information

The directors are responsible for the other information. The other information comprises the Directors' Report, which we obtained prior to the date of this auditor's report, and also includes the following information which will be included in the Group and the Company's annual report (but does not include the financial reports and our auditor's report thereon): Chairman's Report, Managing Director's Report, Corporate Governance Summary and Shareholder Information, which is expected to be made available to us after that date.

Our opinion on the financial reports does not cover the other information and we do not and will not express any form of assurance conclusion thereon.

In connection with our audit of the financial reports, our responsibility is to read the other information identified above and, in doing so, consider whether the other information is materially inconsistent with the financial reports or our knowledge obtained in the audit, or otherwise appears to be materially misstated. If, based on the work we have performed on the other information that we obtained prior to the date of this auditor's report, we conclude that there is a material misstatement of this other information, we are required to report that fact. We have nothing to report in this regard.

When we read the Chairman's Report, Managing Director's Report, Corporate Governance Summary and Shareholder Information, if we conclude that there is a material misstatement therein, we are required to communicate the matter to the directors and use our professional judgement to determine the appropriate action.

Responsibilities of the Directors for the Financial Reports

The directors are responsible:

- For the preparation of the financial reports in accordance with the *Corporations Act 2001,* including giving a true and fair view of the financial position and performance of the Group and the Company in accordance with Australian Accounting Standards; and
- For such internal control as the directors determine is necessary to enable the preparation of the financial report in accordance with the Corporations Act 2001, including giving a true and fair view of the financial position and performance of the Group and the Company, and is free from material misstatement, whether due to fraud or error.

In preparing the financial reports, the directors are responsible for assessing the ability of the Group and the Company to continue as going concerns, disclosing, as applicable, matters related to going concern and using the going concern basis of accounting unless the directors either intend to liquidate the Group or the Company or to cease operations, or has no realistic alternative but to do so.

Auditor's Responsibilities for the Audit of the Financial Reports

Our objectives are to obtain reasonable assurance about whether the financial reports as a whole are free from material misstatement, whether due to fraud or error, and to issue an auditor's report that includes our opinion. Reasonable assurance is a high level of assurance, but is not a guarantee that an audit conducted in accordance with the Australian Auditing Standards will always detect a material misstatement when it exists. Misstatements can arise from fraud or error and are considered material if, individually or in the aggregate, they could reasonably be expected to influence the economic decisions of users taken on the basis of the financial reports.

As part of an audit in accordance with the Australian Auditing Standards, we exercise professional judgement and maintain professional scepticism throughout the audit. We also:

- Identify and assess the risks of material misstatement of the financial reports, whether due to fraud or error, design and perform audit procedures responsive to those risks, and obtain audit evidence that is sufficient and appropriate to provide a basis for our opinion. The risk of not detecting a material misstatement resulting from fraud is higher than for one resulting from error, as fraud may involve collusion, forgery, intentional omissions, misrepresentations, or the override of internal control.
- Obtain an understanding of internal control relevant to the audit in order to design audit procedures that are appropriate in the circumstances, but not for the purpose of expressing an opinion on the effectiveness of the Group or the Company's internal control.

For personal use only

- Evaluate the appropriateness of accounting policies used and the reasonableness of accounting estimates and related disclosures made by the directors.
- Conclude on the appropriateness of the directors' use of the going concern basis of accounting and, based on the audit evidence obtained, whether a material uncertainty exists related to events or conditions that may cast significant doubt on the Group or the Company's ability to continue as a going concern. If we conclude that a material uncertainty exists, we are required to draw attention in our auditor's report to the related disclosures in the financial reports or, if such disclosures are inadequate, to modify our opinion. Our conclusions are based on the audit evidence obtained up to the date of our auditor's report. However, future events or conditions may cause the Group or the Company to cease to continue as going concern.
- Evaluate the overall presentation, structure and content of the financial reports, including the disclosures, and whether the financial reports represent the underlying transactions and events in a manner that achieves fair presentation.
- Obtain sufficient appropriate audit evidence regarding the financial information of the entities or business activities within the Group to express an opinion on the Group financial report. We are responsible for the direction, supervision and performance of the Group's audit. We remain solely responsible for our audit opinion

We communicate with the directors regarding, among other matters, the planned scope and timing of the audit and significant audit findings, including any significant deficiencies in internal control that we identify during our audit.

We also provide the directors with a statement that we have complied with relevant ethical requirements regarding independence, and to communicate with them all relationships and other matters that may reasonably be thought to bear on our independence, and where applicable, actions taken to eliminate threats or safeguards applied.

From the matters communicated with the directors, we determine those matters that were of most significance in the audit of the Group financial report of the current period and are therefore the key audit matters. We describe these matters in our auditor's report unless law or regulation precludes public disclosure about the matter or when, in extremely rare circumstances, we determine that a matter should not be communicated in our report because the adverse consequences of doing so would reasonably be expected to outweigh the public interest benefits of such communication.

Report on the Remuneration Report

Opinion on the Remuneration Report

We have audited the Remuneration Report included in pages 5 to 19 of the Directors' Report for the year ended 30 June 2024.

In our opinion, the Remuneration Report of Auswide Bank Ltd for the year ended 30 June 2024, complies with section 300A of the *Corporations Act 2001*.

Responsibilities

The directors of the Company are responsible for the preparation and presentation of the Remuneration Report in accordance with section 300A of the *Corporations Act 2001*. Our responsibility is to express an opinion on the Remuneration Report, based on our audit conducted in accordance with Australian Auditing Standards.

Deloitte Touche Tohmatsu

DELOITTE TOUCHE TOHMATSU

M Stretton

Mark Stretton
Partner
Chartered Accountants

Melbourne, 26 August 2024

Corporate Governance Summary

The Board of Directors of Auswide Bank Ltd has adopted a Corporate Governance Statement which sets out the Company's compliance with the Australian Securities Exchange (ASX) Corporate Governance Council's Corporate Governance Principles and Recommendations. The Corporate Governance Statement is available under the Corporate > Governance > Corporate Policies section of the Company's website located at **www.auswidebank.com.au.**

The Governance section also details other relevant corporate governance information, including the Board and Committee Charters, policies and codes of conduct. The following is a summary of Auswide Bank's compliance with the principles outlined in ASX's Corporate Governance Principles and Recommendations (4th edition):

Principle 1: Lay solid foundations for management and oversight

The Board Charter, together with the Corporate Governance Statement set out the roles and responsibilities of the Board and separate functions of management and delegated responsibilities. The Corporate Governance Statement also details checks undertaken and provision of material information to shareholders prior to recommendation and appointment of Directors.

In accordance with the regulatory standards, the Board has established a Board Remuneration Committee which carries out a performance evaluation of the Managing Director and review of the performance evaluations of other senior executives, which is provided to the Board following a report of discussions between the Chairman of the Committee and the Managing Director. A performance evaluation of the Board, the Board Committees and each individual Director's contribution to the Board is performed annually as outlined in the Corporate Governance Statement.

Auswide Bank recognises that a gender balanced diverse and inclusive workforce with a wide array of perceptions resulting from such diversity, promotes innovation and a positive and successful business environment. Auswide Bank's Diversity Policy is available in the Corporate > Governance > Corporate Policies section of its website at **www.auswidebank.com.au**. The measurable objectives and Auswide Bank's progress in achieving them, are outlined in the Corporate Governance Statement.

Auswide Bank is in compliance with Principle 1 and full details are available in the Corporate Governance Statement, Board Charter, Board Remuneration Committee Charter, together with other policies and codes located in the Corporate > Governance section at **www.auswidebank.com.au**.

Principle 2: Structure the board to be effective and add value

Auswide Bank's Board Charter outlines the structure of the board and its composition, together with the Board Renewal policy. Details of Directors' skills, knowledge, experience, independence and diversity are discussed in the Corporate Governance Statement and in the Directors' Statutory Report of this Annual Report.

The Board does not have a separate formal Nomination Committee, with the full Board addressing such issues that would be otherwise considered by the Nomination Committee. These matters include Board succession issues and ensuring that the Board has the appropriate balance of skills, knowledge, experience, independence and diversity to enable it to discharge its duties and responsibilities effectively.

Auswide Bank is in compliance with Principle 2 and full details are available in the Corporate Governance Statement and Board Charter, together with other charters, policies and codes located in the Corporate > Governance section at **www.auswidebank.com.au**. The Directors' Statutory Report of this Annual Report also provides details relevant to this principle.

Principle 3: Instil a culture of acting lawfully, ethically and responsibly

Auswide Bank promotes and supports a culture of lawful, ethical and responsible behaviour. The standards of behaviour expected of all Directors, management and employees are detailed in the bank's Codes of Conduct.

Auswide Bank is in compliance with Principle 3 and full details are available in the Code of Conduct and Ethics located in the Corporate > Governance > Code of Conduct and Ethics section at **www.auswidebank.com.au**.

Principle 4: Safeguard the integrity of corporate reports

The Audit Committee has a documented Charter, approved by the Board. The Audit Committee's focus is on the issues relevant to verifying and safeguarding the integrity of Auswide Bank's financial operations and reporting structure. The names and qualifications of the members of the Audit Committee, the number of meetings held and the number of meetings attended are set out in the Directors' Statutory Report.

For personal use only

For personal use only

Declarations have been signed by the Managing Director and Chief Financial Officer before the Board approves Auswide Bank's financial statements for the financial period as detailed in the Corporate Governance Statement.

Auswide Bank is in compliance with Principle 4 and full details are outlined in the Board Audit Committee Charter, Corporate Governance Statement and Appointment of External Auditors and Rotation of the External Audit Partners statement located in the Corporate > Governance section at **www.auswidebank.com.au**. The Directors' Statutory Report also provides details relevant to this principle.

Principle 5: Make timely and balanced disclosure

Auswide Bank is committed to the promotion of investor confidence by providing equal, timely, balanced and meaningful disclosure to the market. The Company's Continuous Disclosure Policy outlines its processes for complying with its continuous disclosure obligations under the Listing Rules.

Auswide Bank is in compliance with Principle 5 and full details are outlined in the Continuous Disclosure Policy and Corporate Governance Statement located in the Corporate > Governance section at **www.auswidebank.com.au**.

Principle 6: Respect the rights of security holders

Auswide Bank believes it is important for its shareholders to make informed decisions about their investment in the company and aims to provide shareholders with access to quality information and encourage two-way communication.

Auswide Bank is in compliance with Principle 6 and full details are outlined in the Corporate > Governance section at **www.auswidebank.com.au**, including the Corporate Governance Statement.

Principle 7: Recognise and manage risk

The Risk Committee has a documented Charter, approved by the Board. The Risk Committee has the responsibility to set and oversee the risk profile and the risk management framework of the Company, and to ensure management have appropriate risk systems and practices to effectively operate within the Board approved risk profile. The Risk Committee reviews the Group's Risk Management Framework at least annually to satisfy itself that the framework continues to be sound.

The names and qualifications of the members of the Risk Committee, the number of meetings held and the number of meetings attended are set out in the Directors' Statutory Report.

Auswide Bank is in compliance with Principle 7 and full details are outlined in the Board Risk Committee Charter and Corporate Governance Statement located in the Corporate > Governance section at **www.auswidebank.com.au**. The Group's approach to Environmental and Social Sustainability can be found at **www.auswidebank.com.au** under the Corporate > Sustainability section.

The Directors' Statutory Report of this Annual Report also provides details relevant to this principle.

Principle 8: Remunerate fairly and responsibly

The Remuneration Committee has a documented Charter, approved by the Board. The Remuneration Committee's primary function is to assist the Board in fulfilling its responsibilities to shareholders and regulators in relation to remuneration, by ensuring that Auswide Bank has clear remuneration policies and practices that fairly and responsibly reward individuals having regard to performance, the Group's Risk Management Framework, the law and the highest standards of governance.

The names and qualifications of the members of the Remuneration Committee, the number of meetings held and the number of meetings attended are set out in the Directors' Statutory Report. Further information in relation to the Company's policies and practices regarding the remuneration of Non-Executive Directors, Executive Directors, and other Senior Executives can be found in the Remuneration Report section of the Directors' Statutory Report, together with employment contract details of the Managing Director and Key Management Personnel.

Auswide Bank is in compliance with Principle 8 and full details are outlined in the Board Remuneration Committee Charter and Corporate Governance Statement located in the Corporate > Governance section at **www.auswidebank.com.au**. The Directors' Statutory Report of this Annual Report also provides details relevant to this principle.

Auswide Bank Ltd maintains corporate governance policies and practices which follow the recommendations outlined by the Australian Securities Exchange (ASX) and which comply with the *Corporations Act 2001*, the ASX Listing Rules and APRA Prudential Standards *CPS 510 Governance*.

Shareholder Information

For personal use only

A. REGISTERED OFFICE

The registered office and principal place of business of Auswide Bank Ltd is:

Level 3, Auswide Bank Head Office
16-20 Barolin Street
Bundaberg QLD 4670
Australia

Ph 07 4150 4000
Fax 07 4152 3566
Email auswide@auswidebank.com.au
Website **www.auswidebank.com.au**

B. SECRETARY

The Secretary is: William (Bill) Ray Schafer BCom CA

C. AUDITOR

The principal auditors are:

Deloitte Touche Tohmatsu
Level 25, Riverside Centre
123 Eagle Street
Brisbane QLD 4000
Ph 07 3308 7000
Fax 07 3308 7001
Website **www.deloitte.com.au**

D. 2024 ANNUAL GENERAL MEETING

The 2024 Annual General Meeting is to be held on Monday 18 November 2024. This year the Company will hold a hybrid AGM - both in-person at **Christie Spaces Conference Centre, 320 Adelaide Street, Brisbane, Queensland, 4000**, as well as virtually for those who are not able to attend in-person. The online platform will enable all shareholders, regardless of location, to participate in the meeting.

Voting rights of shareholders

A shareholder is entitled to exercise one vote in respect of each fully paid ordinary permanent share held in accordance with the provisions of the Constitution.

For personal use only

Key dates

Annual General Meeting	18 November 2024
Full year results and final dividend announcement	**26 August 2024**
Ex dividend date	19 September 2024
Record date	20 September 2024
Participation in DRP (final date for receipt of application)	23 September 2024
Dividend payment	04 October 2024
Half year results and interim dividend announcement	**26 February 2024**
Ex dividend date	07 March 2024
Record date	08 March 2024
Participation in DRP (final date for receipt of application)	11 March 2024
Dividend payment	22 March 2024

E. SECURITIES INFORMATION

Share Register

The register of holders of permanent ordinary shares is kept at the office of:

Computershare Investor Services Pty Limited
Level 1, 200 Mary Street
Brisbane QLD 4000

Ph 1300 552 270
Fax 07 3237 2152
Online Contact www-au.computershare.co/Investor/Contact
Website **www.computershare.com.au**

Issued shares

The Company's securities listed on the Australian Stock Exchange (ASX) as at 23 September 2024 are:

Class of security	ASX Code	Number
Permanent ordinary shares	ABA	51,555,706

Distribution of shareholdings

Permanent ordinary shares
23 September 2024

Range	No. of shareholders
1 - 1,000	3,737
1,001 - 5,000	2,320
5,001 - 10,000	761
10,001 - 100,000	800
100,001 and over	67
Total	**7,685**
Less than marketable parcel of $500	**366**

For personal use only

Top 20 shareholders

Permanent ordinary shares
23 September 2024

	Name	No. of shares	% of total
1	Citicorp Nominees Pty Limited	1,751,199	3.40
2	J P Morgan Nominees Australia Pty Limited	1,582,089	3.07
3	Ronald Ernest Hancock	1,072,748	2.08
4	Ronald Ernest Hancock & Lorraine Pearl Hancock	890,750	1.73
5	Horrie Pty Ltd ATF Horrie Superannuation A/c	682,333	1.32
6	GDC & DMC Super Pty Ltd ATF Graham Cockerill S/F A/c	635,059	1.23
7	BNP Paribas Nominees Pty Ltd Hub24 Custodial Serv Ltd DRP A/c	524,355	1.02
8	Craig Thomas Kennedy	509,045	0.99
9	Nedrub Pty Ltd ATF The Burden Family A/C	494,611	0.96
9	Scorpion Australia Pty Ltd ATF Rowe Family A/C	494,611	0.96
11	HSBC Custody Nominees (Australia) Limited	441,846	0.86
12	Kathleen Fay Sawyer	432,719	0.84
13	Ronald Ernest Hancock & Lorraine Pearl Hancock ATF The Hancock Family A/c	320,000	0.62
14	Hestearn Pty Ltd	308,543	0.60
15	Sawfam Pty Ltd ATF Sawyer Super Fund No2 A/c	303,862	0.59
16	Delma Cran	264,074	0.51
17	Lohse Holdings Pty Ltd ATF Peter Lohse Super Fund A/c	260,000	0.50
18	Graham and Suzanne Messer Superannuation Fund Pty Ltd ATF G Messer Super Fund A/C	258,252	0.50
19	Graham & Suzanne Messer Superannuation Fund Pty Ltd ATF G Messer Super Funds A/C	256,356	0.50
20	Malvern Development Co Pty Ltd	250,475	0.49
	Top 20 holders of fully paid ordinary shares	11,732,927	22.77

On-market buyback

There is no on-market buy back.

Dividend reinvestment plan

The Board of Directors resolved to maintain the Dividend Reinvestment Plan (DRP). The DRP allows shareholders to reinvest all or part of their dividends in additional Auswide Bank Limited shares. The Terms and Conditions of the Plan and past DRP discounts and share issue processes are available online at **www.auswidebank.com.au** under Shareholder Information.

Shareholder online investor centre

We encourage shareholders to take advantage of the Computershare Investor Centre website available at **www.computershare.com.au** where you can register and:

- View your shareholding, dividend and transaction history online
- Update your registered address, TFN and dividend instructions
- Elect to receive eCommunications about your shareholding
- Retrieve copies of dividend payment statements.

Alternatively, please contact Computershare Investor Services Pty Limited directly on 1300 552 270.

Annual report mailing

The Company's Annual Report is available online at **www.auswidebank.com.au** under Results and Reporting. The default option for receiving Annual Reports is via this website. You have the choice of receiving an email when the Annual Report becomes available online or electing to receive a printed Annual Report by mail. To change your Annual Report elections online visit **www.computershare.com.au/easyupdate/aba**.

If you do not have internet access call **1300 308 185** and follow the voice instructions.

Financial Glossary

For your reference, this glossary provides definitions for some of the terms used in financial reporting, particularly by financial institutions listed on the ASX.

Not all terms may have been used in the Annual Report and Financial Statements.

ADI An Authorised Deposit-taking Institution is a corporation authorised under the Banking Act 1959 and includes banks, building societies and credit unions regulated by APRA.

AGM Annual General Meeting.

APRA Australian Prudential Regulation Authority.

ASIC Australian Securities and Investments Commission.

Asset A resource which has economic value and can be converted to cash. Assets for an ADI include its loans because income is derived from the loan fees and interest payments generated.

ASX Australian Securities Exchange Limited (ABN 98 008 624 691).

Bad Debt The amount that is written off as a loss and classified as an expense, usually as a result of a poor-performing loan.

Basel The Basel Accords are the recommendations on banking laws and regulations issued by the Basel Committee on Banking Supervision, which has the purpose of improving the consistency of capital regulations internationally.

Basis Point One hundredth of one percent or 0.01 percent. The term is used in money and securities markets to define differences in interest rates or yields.

Capital Adequacy Ratio A ratio of an ADI's capital to its risk, obtained by dividing total capital by risk-weighted assets. This ratio shows an ADI's capacity to meet the payment terms of liabilities and other risks.

Cost-to-income Ratio Obtained by dividing operating cost by operating income, this ratio shows a company's costs in relation to its income. A lower ratio can be an indication that a company is better at controlling its costs.

Credit Rating An analysis of a company's ability to repay debt or other obligations.

Dividend A portion of a company's profits that may be paid regularly by the company to its shareholders.

Dividend Payout Ratio The amount of dividends paid to shareholders relative to the amount of total net income of a company, represented as a percentage.

Dividend Yield Computed by dividing the annual dividend by the share price.

DRP A Dividend Reinvestment Plan allows shareholders to reinvest some or all of their dividends into additional shares.

Earnings per Share The amount of company earnings per each outstanding share of issued ordinary shares.

ECL An Expected Credit Loss is the probability-weighted estimate of credit losses expected over the life of a financial instrument.

Ex-Dividend Date The date used to determine a shareholder's entitlement to a dividend.

FHLDS First Home Loan Deposit Scheme.

FRN A Floating Rate Note is a security typically issued with a variable interest rate.

Liability A company's debts or obligations that arise during the course of business operations. Liabilities for ADIs include interest-bearing deposits.

Liquidity For an ADI, liquidity is a measure of the ability of the ADI to fund growth and repay debts when they fall due, including the paying of depositors.

For personal use only

For personal use only

Market Capitalisation	The total value of a company's shares calculated by multiplying the shares outstanding by the price per share.
NCD	A Negotiable Certificate of Deposit is a short term security typically issued by an ADI to a larger institutional investor in order to raise funds.
Net Interest Income	The difference between the revenue that is generated from an ADI's assets, and the expenses associated with paying out its liabilities.
Net Interest Margin (NIM)	The difference between the interest income generated by an ADI and the amount of interest the ADI pays out to their depositors, divided by the amount of their interest-earning assets.
Net Profit After Tax (NPAT)	Total revenue minus total expenses, with tax that will need to be paid factored in.
Net Tangible Asset Backing per Share	An indication of the company's net worth, calculated by dividing the underlying value of the company (total assets minus total liabilities) by the number of shares on issue.
NHFIC	The National Housing Finance and Investment Corporation.
Non-interest Income	Income derived primarily from fees and commissions, rather than income from interest-earning assets.
Price-to-Earnings Ratio (P/E Ratio)	A measure of the price paid for a share relative to the annual income or profit earned by the company per share.
Record Date	The date used to identify shares traded and registered up until Ex-Dividend Date.
Return on Average Ordinary Equity	A measurement of how well a company uses the funds provided by its shareholders, represented by a ratio of the company's profit to shareholder's equity.
Return on Net Tangible Assets (RONTA)	Computed by dividing Net Profit After Tax by average Net Tangible Assets. Net Tangible Assets equals net assets less goodwill. RONTA is equivalent to Return on Tangible Equity.
RMBS	Residential mortgage-backed securities are a type of bond backed by residential mortgages on residential, rather than commercial, real estate.
Securitisation	Refers to setting aside a group of income-generating assets, such as loans, into a pool against which securities are issued. Securitisation is performed by an ADI in order to raise new funds.
SSP	Special Service Provider such as an authorised settlement clearing house.
Subordinated Capital Notes	Subordinated notes or subordinated debentures, are a type of capital represented by debt instruments. Subordinated notes have a claim against the borrowing institution that legally follows the claims of depositors. Subordinated notes or debentures come ahead of stockholders.
Tier 1 Capital	Describes the capital adequacy of an ADI. Tier 1 Capital is core capital and includes equity capital and disclosed reserves.
Tier 2 Capital	Describes the capital adequacy of an ADI. Tier 2 Capital is secondary capital that includes items such as undisclosed reserves, general loss reserves, subordinated term debt and more.
Underlying NPAT	The actual reflection of a company's profit. One-off items may be removed from the statutory profit for the company to arrive at this profit figure.

For personal use only

For personal use only

For personal use only

Head Office
Auswide Bank
16 - 20 Barolin Street
PO Box 1063
Bundaberg QLD 4670

T 07 4150 4000
F 07 4152 3499
E auswide@auswidebank.com.au

1300 138 831
auswidebank.com.au

AUSWIDE BANK LTD ABN 40 087 652 060
Australian Financial Services & Australian Credit Licence 239686

FSC
www.fsc.org
MIX
Paper | Supporting responsible forestry
FSC® C170624

AUSWIDE BANK

ELEMENT CHLORINE FREE ECF
ACID FREE
ISO14001 EMS
RESPONSIBLE FORESTRY PRACTICES