For personal use only

WCM Global Growth Limited

ABN 69 617 281 268

Final Report / Appendix 4E for the Year Ended 30 June 2025

Provided to the ASX under Listing Rule 4.3A

Appendix 4E

Final Report for the year ended 30 June 2025

WCM Global Growth Limited
ABN 69 617 281 268 **(ASX code "WQG")**

1. Reporting year

Report for the year ended:	30 June 2025
Previous corresponding year:	30 June 2024

2. Results for announcement to the market

	$A'000	Up/Down	$A'000 Movement	% Movement
Revenues from ordinary activities (*item 2.1*)	107,848	Up	38,078	54.6
Profit from ordinary activities after tax attributable to members (*item 2.2*)	69,525	Up	24,184	53.3
Net profit for the year attributable to members *(item 2.3)*	69,525	Up	24,184	53.3

3. Dividends paid or payable relating to the current year earnings

Dividends	Amount per security	Franked amount per security	Total $'000	Record Date	Payment Date
Interim dividend – year ended 30 June 2025	1.83 cents	1.83 cents	4,126	12 Dec 24	31 Dec 24
Interim dividend – year ended 30 June 2025	1.87 cents	1.87 cents	4,224	13 Mar 25	31 Mar 25
Interim dividend – year ended 30 June 2025	1.89 cents	1.89 cents	4,278	12 Jun 25	30 Jun 25
Final dividend – year ended 30 June 2025	2.06 cents	2.06 cents	4,671*	12 Sep 25	30 Sep 25

* Estimated dividend based on issued capital as at 30 June 2025. This is subject to change for any to shares bought back before the record date.

4. Statement of Profit or Loss and Other Comprehensive Income – refer attached financial statements.

5. Statement of Financial Position – refer attached financial statements.

6. Statement of Cash Flows – refer attached financial statements.

7. Dividends – during the year ended 30 June 2025, the Company paid a total of $15,811,550 to shareholders as dividend payments (2024: $12,229,518). Refer to note 6 of the attached financial statements.

8. Dividend reinvestment plan – the Company's Dividend Reinvestment Plan provides for a 3% discount to the Volume Weighted Average Price of ordinary shares for the 5 trading days beginning on the ex-dividend date.

For shareholders who elect to reinvest all or part of the FY2025 final dividend, new shares will be issued at an attractive 5% discount to the volume weighted average price in accordance with the rules of the Dividend Reinvestment Plan.

For personal use only

The last date for receipt of election notices for participation in the DRP with respect to the FY2025 final dividend is 17 September 2025.

9. **Statement of Changes in Equity** – refer attached financial statements.

10. **Net tangible assets per security**

	Current year 30 June 2025	**Prior year 30 June 2024**
Net tangible asset backing per ordinary security (before tax)	$2.025	$1.744
Net tangible asset backing per ordinary security (after tax and provision for tax on unrealised gains)	$1.797	$1.566

11. **Control gained or lost over entities during the year** – There was no control of any entities gained or lost during the year.

12. **Associates** – The Company has no associates or joint venture entities.

13. **Significant information relating to the entity's financial performance and financial position**

For the year ended 30 June 2025:

- Total investment gains were $105.247m.
- Securities income and interest earned from investments was $2.601m.
- Expenses from ordinary activities were $8.948m.

14. **The financial information provided in this Appendix 4E has been prepared in accordance with Australian accounting standards.**

15. **Commentary on the results for the year**

For the year ended 30 June 2025:

- The profit from continuing operations after tax was $69.525m (2024: $45.341m).
- The basic earnings per ordinary share were 33.5cps (2024: 25.1cps).
- The diluted earnings per ordinary share were 33.5cps (2024: 25.1cps).

16. **Audit of the financial report -** the financial report has been audited by Ernst & Young. The financial report is not subject to a qualified independent audit report.

Valentina Stojanovska Cal
Chairman
Sydney
26 August 2025

For personal use only

For personal use only

WCM Global Growth Limited

ABN 69 617 281 268

Financial Report

For the Year Ended 30 June 2025

Table of Contents for Financial Statements

	Page
Chairman's Report	2
Directors' Report	6
Auditor's Independence Declaration	15
Statement of Profit or Loss and Other Comprehensive Income	16
Statement of Financial Position	17
Statement of Changes in Equity	18
Statement of Cash Flows	19
Notes to the Financial Statements	20
Directors' Declaration	39
Independent Auditor's Report	40
Company Particulars	45
Additional Information for Listed Companies	46

For personal use only

For personal use only

Chairman's Report

Dear Shareholders,

I am pleased to present this report of WCM Global Growth Limited (**WQG** or the **Company**) for the year ended 30 June 2025 (**FY2025**).

Results and performance

The Company achieved a net operating profit after tax for FY2025 of $69,525,000 (30 June 2024: $45,341,000). The increase in after-tax profit for the year is primarily attributed to an increase in the value of the Company's investment portfolio and the investment performance of the Company's investment advisor, WCM Investment Management, LLC (**WCM**).

For FY2025, the pre-tax net tangible asset (**NTA**) value per share of the Company increased from $1.744 as at 30 June 2024 to $2.025 as at 30 June 2025. The Company's after-tax NTA per share increased from $1.566 to $1.797 over the same period. The higher NTA was after the payment of four quarterly dividends during the financial year totalling 7.4 cents per share (**cps**).

Investment performance

For FY2025, the Company's portfolio achieved a return of 31.00%, significantly outperforming the MSCI All-Country World Index (ex-Australia) (**Benchmark**) by 12.41%, which delivered a return of 18.59%. The portfolio has delivered returns in excess of the Benchmark over one, three and five years, and since inception.

The strong investment performance since inception is a direct reflection of both the quality and expertise of WCM and its unique investment strategy: WCM believes the direction of a company's economic moat is of more importance than its absolute width or size, and corporate culture is the biggest influence on a company's ability to grow its competitive advantage or 'moat'.

Historical returns of the WQG Portfolio versus its Benchmark are shown below to 30 June 2025.

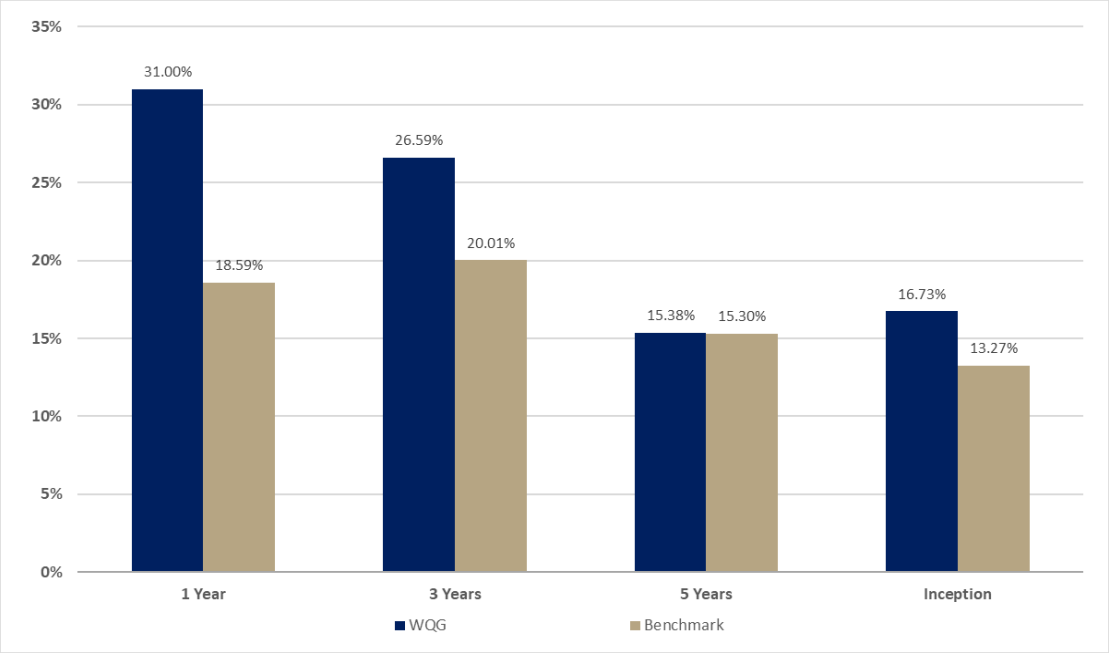

Data as at 30 June 2025 in AUD. Performance presented is net of fees and includes the reinvestment of all dividends and income. Past performance is not indicative of future results. Inception date of WCM Global Growth Limited is 21 June 2017.

Chairman's Report (continued)

The long-term performance of the Company's investment portfolio remains strong. Since inception in June 2017, the WQG portfolio has returned 16.73% per annum after all fees compared with the Benchmark of 13.27%. This is consistent with the longer-term performance of the WCM Quality Global Growth Strategy Composite, on which WQG's portfolio is based, which has returned 14.79% per annum since inception in 2008.

As at 30 June 2025, the total portfolio value of a $10,000 investment in the Company's initial public offer in June 2017 had grown to $34,599 as shown in the chart below.

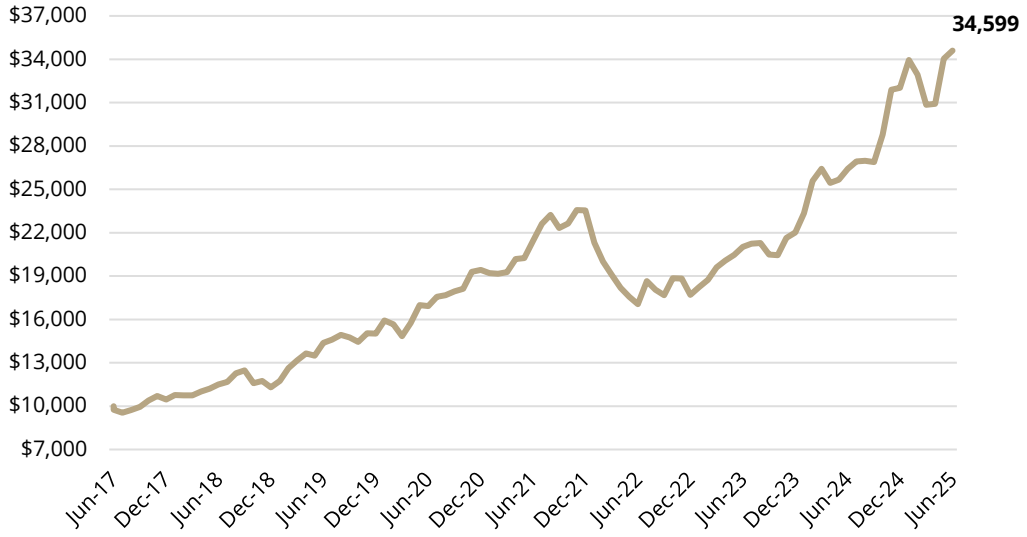

Data as at 30 June 2025 in AUD. Value presented based on the portfolio return in AUD and calculated before expenses and taxes and after investment management and performance fees. Portfolio value includes the reinvestment of dividends and income. Past performance is not indicative of future results.

Increased fully franked final dividend and upward revision to progressive quarterly dividend intention

The Board had previously advised of its intention to pay a fully franked final dividend with respect to FY2025 of 1.91 cps in line with the Company's progressive quarterly dividend policy.

However, based on the strong financial results of the Company over the past year and its dividend reserves and accumulated franking credits, **the Board is pleased to announce an increased final dividend for the quarter ended 30 June 2025 (Q4 FY2025) of 2.06 cps, fully franked at a 30% tax rate**. The final dividend will be paid on 30 September 2025, with a record date of 12 September 2025.

The Company's strong financial position has also enabled the Board to revise upwards its previously announced future dividend intentions.

Following payment of the increased FY2025 final dividend of 2.06 cps on 30 September 2025, the Board's present intention is to pay the following quarterly dividends, fully franked at a 30% tax rate[1]:

- 2.09 cps for the quarter ending 30 September 2025, to be paid in December 2025;
- 2.16 cps for the quarter ending 31 December 2025, to be paid in March 2026;
- 2.21 cps for the quarter ending 31 March 2026, to be paid in June 2026; and
- 2.24 cps for the quarter ending 30 June 2026, to be paid in September 2026.

[1] Future dividends are subject to having sufficient profit reserves and franking credits and corporate, legal and regulatory considerations.

For personal use only

Chairman's Report (continued)

The chart below shows the increasing dividend payments and forecast dividends in line with the Company's progressive dividend policy.

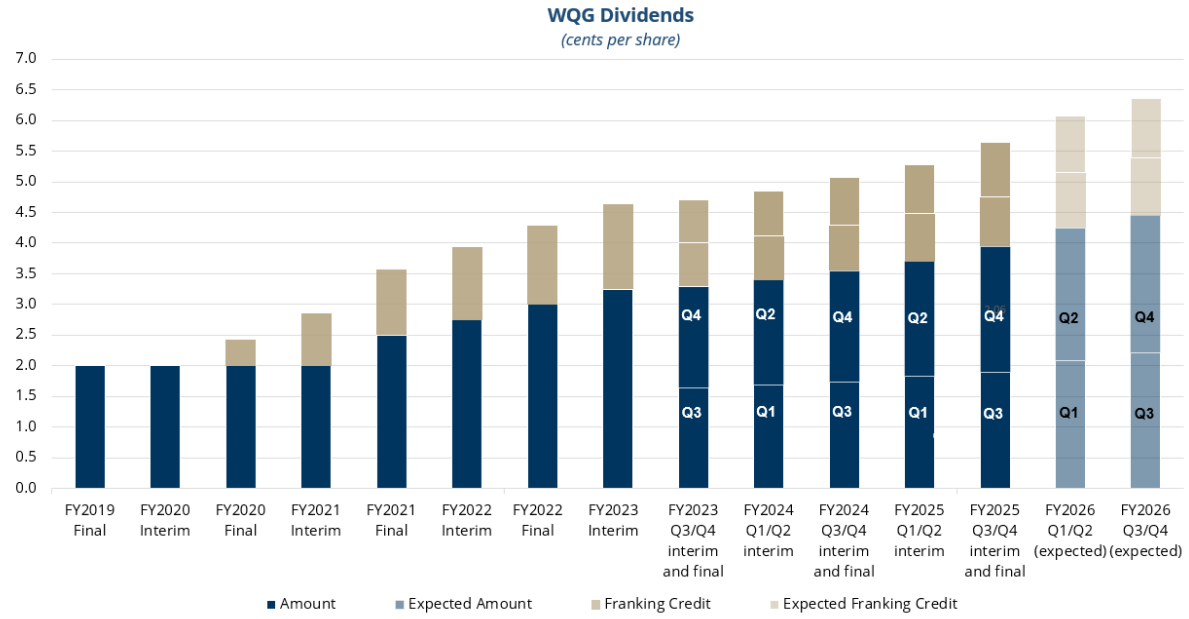

Attractive 5% DRP issue price discount

The Company's Dividend Reinvestment Plan (**DRP**) will be in operation for the fully franked FY2025 final dividend of 2.06 cps. For shareholders who elect to reinvest all or part of their FY2025 final dividend, new shares will be issued at an attractive 5% discount to the volume weighted average price in accordance with the rules of the DRP. The Board is pleased to advise that these terms have been made possible by Associate Global Partners Limited offering a one-time incentive to participants in the DRP with respect to the FY2025 final dividend. Under the incentive payment, 2% of the issue price discount will be funded by Associate Global Partners Limited at no cost to the Company.

Participation in the DRP provides shareholders with the opportunity to increase their investment in the Company on attractive terms. All of the Directors intend to participate in the DRP for the final dividend with respect to their own shareholdings and the Board encourages you to consider this opportunity carefully[2].

The Board considers the total dividend reinvestment discount of 5% to be very favourable for shareholders[2].

[2] The information in this report is not investment, financial product, legal, taxation or other advice and has been prepared without taking into account your particular objectives, financial situation and needs as an investor.

For personal use only

For personal use only

Chairman's Report (continued)

Completion of successful share placement and share purchase plan

In November 2024, the Company successfully completed a share placement (**Placement**) and Share Purchase Plan (**SPP**) which raised approximately $76.7 million before costs from professional and sophisticated investors, as well as 1,491 existing, eligible WQG shareholders. Approximately 49.2 million new shares were issued from the Placement and SPP.

The Board of the Company was pleased with participation in both the Placement and SPP, and believes the capital raising initiative provided a number of benefits for new and existing shareholders such as:

- a larger market capitalisation of the Company which has led to increased liquidity;
- increased size and relevance of the Company in the marketplace;
- a more diverse shareholder base through the Introduction of new investors and financial planning groups to the Company; and
- economies of scale on some operating costs.

The Company has invested the proceeds from the Placement and SPP in accordance with the Company's investment strategy managed on behalf of WQG by WCM.

Outlook

The Board is pleased with the strong investment performance of the Company in FY2025 reflecting the significant outperformance of the Company's portfolio compared with its benchmark. Additionally, the completion of the Placement and SPP has contributed to the significantly increased size of the Company with total assets increasing to $462 million as at 30 June 2025, up 50% since 30 June 2024, and the total number of shareholders increasing by 26% to approximately 4,975 over the same period. The Company's investment approach remains sound, and the portfolio remains well placed for continued long-term growth.

We thank shareholders for their ongoing investment in the Company.

Yours faithfully,

Valentina Stojanovska Cal
Chair
WCM Global Growth Limited

For personal use only

Directors' Report

The Directors present their report together with the financial report of WCM Global Growth Limited (the **Company**), for the financial year ended 30 June 2025 (**FY2025**) and auditor's report thereon. This financial report is a general purpose financial report that has been prepared in accordance with Australian Accounting Standards, Interpretations and other authoritative pronouncements of the Australian Accounting Standards Board and the *Corporations Act 2001*.

Directors

The names of Directors in office during the financial year and up to the date of this report (unless otherwise indicated) are:

Name	Title
Valentina Stojanovska Cal	Chair and Non-executive Director
Michael Liu	Non-executive Director
Stephen Merlicek	Non-executive Director
Paul Rickard	Non-executive Director
Martin Switzer	Non-executive Director

Information on Directors

The qualifications, experience and special responsibilities of each person who has been a Director of the Company at any time during the year is provided below, together with details of the Company Secretary as at the year end.

Valentina Stojanovska Cal BA, LLB, LLM, GAICD (Chair and Non-executive Director)

Valentina has more than 25 years of experience as a corporate, commercial and tax lawyer advising funds, listed investment companies, financial institutions, responsible entities and ratings agencies, as well as national and multinational (outbound/inbound) corporates, across a diverse range of industries, including mining, finance, airlines, retail and manufacturing, property and construction, equity and capital markets and private equity.

Valentina has held senior positions at KPMG, Phillips Fox, Corrs and Minter Ellison, and has worked in-house at Multiplex and Chartered Accountants Australia and New Zealand, including as National Manager and General Counsel. Valentina is the Principal of Black Book Legal. She is admitted as a Legal Practitioner/Solicitor in Australia.

Valentina is Managing Director of Black Book Management Pty Ltd. She is also an Executive Patron of the Taronga Zoo and on the Ambassador Board at The Australian Ballet, where she is also an Ambassador. Valentina has a Bachelor of Law/Arts (LLB/BA) and a Master of Laws (LLM) from the University of Melbourne, is a Graduate of the Australian Institute of Company Directors (GAICD), has completed the Leadership Program - Mount Eliza, Melbourne Business School and is a Chartered Tax Advisor (CTA) at The Tax Institute.

Other responsibilities: Member Audit and Risk Committee

Michael Liu LLB (Hons), BComm (Non-executive Director)

Michael has over 25 years of experience in the financial services industry including executive positions at Macquarie Group and UBS Investment Bank. Michael has extensive experience in capital management, mergers and acquisitions, investment banking, credit ratings, capital markets and corporate finance.

At UBS Investment Bank, Michael was Head of Capital Management and advised ASX-listed entities, including listed investment companies, on a range of capital management matters including share buy-backs and dividend policy.

Directors' Report (continued)

Information on Directors (continued)

Michael was also admitted to practise as a Barrister and Solicitor of the Supreme Court of Victoria in 1996. At law firm Allens Arthur Robinson, Michael provided legal advice on tax, superannuation and corporate finance matters.

Michael has held Non-executive positions at a number of companies including wealth advisory firm Affinity Private and a community bank franchise of Bendigo and Adelaide Bank Limited. Michael was previously Managing Director - APAC at WorldRemit Ltd, a global money transfer organisation headquartered in London, and a member of the Board of Directors of WorldRemit Ltd's Australian, New Zealand, Singapore and Hong Kong subsidiaries.

Michael is currently a Non-executive Director of BankVic, Foresters Financial Limited, Law Institute of Victoria and Defence Health Limited. He is also the CEO of Aerotruth, a global regtech company.

Michael has a Bachelor of Laws (Honours) and a Bachelor of Commerce from the University of Melbourne.

Other responsibilities: Chairman Audit and Risk Committee

Stephen Merlicek BEc (Hons), MCom (Hons) (Non-executive Director)

From 2009 to 2017 Steve was Chief Investment Officer at IOOF, an ASX-listed financial services organisation with over $140 billion under management, administration, advice and supervision. He was responsible for the Funds Management Division, comprising IOOF's multi-manager products and Quant Plus (quantitative manager).

Prior to joining IOOF, Steve was Chief Investment Officer at Telstra Super for 10 years, during which time it was a top performing fund winning numerous investment awards.

Earlier in his career, Steve was an international equities portfolio manager, an economist and a regular soldier in the Australian Army.

Steve is a member of the External Compliance Committee of Invesco Australia and Advisory Board Chairman of Fullbridge Capital Pty Ltd. He has also served on various other Boards and Committee's including IOOF, AvSuper, IPIF, Trustee Partners, Activus, Baker Heart and Diabetes Institute, Banyule Council and the Walter and Eliza Hall Institute of Medical Research.

Steve has a Bachelor of Economics (Honours) from Monash University in Melbourne, a Master of Commerce (Honours) from the University of Melbourne and is also a Fellow of the Financial Services Institute of Australia (FINSIA).

Steve was named CIO of the Year at the inaugural CIO/COO National Achievement Awards in 2012.

Other responsibilities: Member Audit and Risk Committee

Paul Rickard BSc, DipFP, MSAFAA (Non-executive Director)

Paul was the founding Managing Director of CommSec, which he led from 1994 through to 2002, and was chairman until 2009. In 2005, Paul was named 'Stockbroker of the Year' and admitted to the Industry Hall of Fame of the Australian Stockbrokers Foundation.

After a 20 year career with the Commonwealth Bank, finishing in the role as Executive General Manager Payments & Business Technology, Paul left in 2009 to team up with Peter Switzer and found the "Switzer Report'', a subscription based newsletter for the trustees of self-managed super funds. An expert in investment and superannuation, he is a regular commentator on TV, radio and online, and overseas editorial development at Switzer Financial Group.

Paul is also a Non-executive Director of Tyro Payments Ltd (ASX:TYR), PEXA Group Limited (ASX:PXA), Switzer Financial Group Pty Limited and Russh Media Pty Limited.

Paul has a Bachelor of Science from the University of Sydney, 1982 and a Diploma of Financial Planning from the RMIT University, 1994.

Other responsibilities: Member Audit and Risk Committee.

For personal use only

Directors' Report (continued)

Martin Switzer BEc (Non-executive Director)

Martin is Chief Executive Officer and Managing Director of Associate Global Partners Limited (**AGP**), the parent entity of the Investment Manager, and has held this position since 27 October 2017. Prior to that he was a director of AGP and held that position since 25 August 2016. He is also a Non-executive Director of AGP Investment Management Limited (since 30 December 2015). Marty has over 20 years of experience in the financial services industry.

Company secretary

The following person held the position of Company Secretary during the financial year.

Mark Licciardo

Mark Licciardo was appointed Company Secretary on 3 October 2022. Mark was the founder and Managing Director of Mertons Corporate Services, and following Mertons' acquisition by Acclime, is Managing Director, Listed Company Services for Acclime Australia. Acclime provides a range of professional services including company secretarial and corporate governance consulting to ASX listed and unlisted public and private companies. He is also a former Company Secretary of ASX listed companies Transurban Group and Australian Foundation Investment Company Limited.

Mark holds a Bachelor of Business Degree (Accounting) and a Graduate Diploma in Company Secretarial Practice, is a Fellow of the Australian Institute of Company Directors, the Governance Institute of Australia and the Institute of Company Secretaries and Administrators.

Company overview and principal activities

The principal activity of the Company during the financial year was investment into a diversified portfolio of globally listed quality high growth companies sourced from developed and emerging markets outside of Australia, with the primary objective of providing long-term capital growth.

Results

The Company's net operating profit after tax for FY2025 was $69,525,000 (30 June 2024: $45,341,000). Basic earnings per share amounted to 33.5 cents per share for FY2025 (FY2024: Basic earnings of 25.1 cents per share).

Review of operations

The net operating profit after tax is primarily attributed to an increase in value of the Company's investment portfolio.

The Company continued to invest funds in accordance with its stated investment strategy and in accordance with the provisions of its Constitution.

The Company's policy is to maintain an unhedged portfolio, that is, its value is exposed to foreign currency movements. A rise in the Australian dollar detracts from the portfolio's value and a fall increases the value in Australian dollar terms if all other factors are unchanged.

For FY2025, the pre-tax net tangible asset (**NTA**) value per share of the Company has increased from $1.744 as at 30 June 2024 to $2.025 as at 30 June 2025. The increase in NTA was after the payment of a 1.81 cents per share final dividend (100% franked) for FY2024 on 30 September 2024, a 1.83 cents per share interim dividend (100% franked) for FY2025 paid on 31 December 2024, a 1.87 cents per share interim dividend (100% franked) for FY2025 paid on 31 March 2025 and a 1.89 cents per share interim dividend (100% franked) for FY2025 paid on 30 June 2025.

Refer to the Chairman's Report on page 2 for further information on the Company's results, strategy and future outlook.

For personal use only

Directors' Report (continued)

Review of operations (continued)

Significant changes in the state of affairs

There have been no significant changes in the state of affairs of the Company that occurred during the year under review other than as noted in the Chairman's Report and this report.

Dividends paid, recommended and declared

The final dividend for FY2024 of 1.81 cents per share (100% franked at the corporate tax rate of 30%) was paid on 30 September 2024, with a Record Date of 13 September 2024.

An interim dividend of 1.83 cents per share (100% franked at the corporate tax rate of 30%) was paid on 31 December 2024, with a Record Date of 12 December 2024.

An interim dividend of 1.87 cents per share (100% franked at the corporate tax rate of 30%) was paid on 31 March 2025, with a Record Date of 13 March 2025.

An interim dividend of 1.89 cents per share (100% franked at the corporate tax rate of 30%) was paid on 30 June 2025, with a Record Date of 12 June 2025.

On 26 August 2025, the Board of WCM Global Growth Limited declared a final dividend of 2.06 cents per share (100% franked at the corporate tax rate of 30%). The dividend is to be paid on 30 September 2025 with a Record Date of 12 September 2025.

Refer to Note 6 of the financial statements for further information on dividends.

Events after the reporting date

On 26 August 2025, the Company advised the ASX that its pre-tax and post-tax NTA per share was $2.102 and $1.852 respectively as at 22 August 2025.

Other than as disclosed elsewhere in this report, no other matters or circumstances have arisen since the end of the financial year that have significantly affected or may significantly affect the operations of the Company, the results of those operations, or the state of affairs of the Company in future years.

Likely developments

The Company will continue to pursue its operating strategy to create shareholder value by investing in companies listed on global stock exchanges.

Environmental regulation

The Company's operations are not subject to any significant environmental regulations under a law of the Commonwealth or of a state or territory of Australia.

Indemnification and insurance of directors, officers and auditors

During the financial year, the Company has paid insurance premiums insuring all the Directors and the officers which indemnifies them against any claim made against them subject to the conditions contained within the insurance policy. Further disclosure required under section 300(9) of the *Corporations Act 2001* is prohibited under the policy terms. To the extent permitted by law and professional regulations, the Company has agreed to indemnify its auditors, Ernst & Young (**EY**), as part of the terms of its engagement against claims by third parties arising from the audit (for an unspecified amount). No payment has been made by the Company to EY in this respect during or since the financial year ended 30 June 2025.

Proceedings on behalf of the Company

No person has applied for leave of court to bring proceedings on behalf of the Company.

For personal use only

Directors' Report (continued)

Auditor's independence declaration

A copy of the auditor's independence declaration as required under section 307C of the *Corporations Act 2001* in relation to the audit for the financial year is provided with this report.

Non-audit and other assurance services provided by auditor

The Company's auditor is EY (2024: EY). Non-audit services are approved by the Audit and Risk Committee.

The Board of Directors, in accordance with advice from the Audit and Risk Committee, is satisfied that the provision of non-audit services during the year is compatible with the general standard of independence for auditors imposed by the *Corporations Act 2001*. The Directors are satisfied that the services disclosed in Note 16 did not compromise the external auditor's independence for the following reasons:

- all non-audit services are reviewed and approved to ensure they do not adversely affect the integrity and objectivity of the auditor; and
- the nature of the services provided does not compromise the general principles relating to auditor independence in accordance with APES 110: Code of Ethics for Professional Accountants set by the Accounting Professional and Ethical Standards Board, including reviewing or auditing the auditor's own work, acting in a management or decision making capacity for the Company, acting as advocate for the Company or jointly sharing economic risks and rewards.

	30 June 2025 **$**	**30 June 2024** **$**
Amount paid and payable to auditors for:		
Audit and other assurance services		
Audit and review of financial reports	**67,132**	63,935
Total audit and review of financial statements	**67,132**	63,935
Non-audit Services		
Taxation compliance advice	**11,500**	11,500
Total non-audit services	**11,500**	11,500
Total remuneration of EY	**78,632**	75,435

Rounding of amounts to the nearest thousand dollars

In accordance with *ASIC Corporations (Rounding in Financial/Directors' Reports) Instrument 2016/191*, the amounts in the Directors' Report and in the financial statements have been rounded to the nearest thousand dollars ($000's), or in certain cases, to the nearest dollar (where indicated).

ASX Corporate Governance Statement

The Board of Directors of the Company is responsible for corporate governance. The Board has chosen to prepare the Corporate Governance Statement (**CGS**) in accordance with the fourth edition of the ASX Corporate Governance Council's Principles and Recommendations under which the CGS may be made available on the Company's website.

Accordingly, a copy of the Company's CGS is available on the AGP website at: www.associateglobal.com/funds/wqg

For personal use only

Directors' Report (continued)

Remuneration Report (Audited)

The Directors present the Company's remuneration report for FY2025 which details the remuneration information for Directors.

The Company does not have a Remuneration or Nomination Committee. These functions are performed by the full Board.

On appointment to the Board, all Non-executive Directors enter into a service agreement with the Company in the form of a letter of appointment. The letter summarises the Board policies and terms, including remuneration, relevant to the office of Director.

The amounts paid to Ms Valentina Stojanovska Cal, Mr Michael Liu, Mr Stephen Merlicek and Mr Paul Rickard is fixed at a set amount each year and is not related to the performance of the Company.

The other Director, Mr Martin Switzer, is the Chief Executive Officer and Managing Director of Associate Global Partners Limited (**AGP**), the parent entity of the Company's investment manager AGP International Management Pty Ltd (**Investment Manager**). The Company pays management fees to the Investment Manager. Mr Martin Switzer is directly remunerated by the parent entity, AGP. The amount of fees paid by the Company to the Investment Manager was not directly linked to the remuneration paid to Mr Martin Switzer.

A remuneration consultant has not been engaged by the Company to provide recommendations in respect of this report.

For FY2025, the amounts paid (excluding GST) as short-term compensation and post-employment benefits are outlined on the following page. Short-term compensation includes only fixed fees and post-employment benefits include only superannuation contributions.

For personal use only

Directors' Report (continued)

Remuneration Report (Audited) (continued)

Directors' Remuneration

30 June 2025	**Appointment Date**	**Directors' Fees Short-Term Compensation**	**Superannuation Post-Employment Benefits**	**Total**
		$	**$**	**$**
Valentina Stojanovska Cal	27 April 2017	40,000	4,600	44,600
Michael Liu	27 April 2017	30,000	-*	30,000
Stephen Merlicek	27 April 2017	30,000	3,450	33,450
Paul Rickard	27 April 2017	30,000	3,450	33,450
Martin Switzer	9 February 2017	-	-	-**
		130,000	11,500	141,500

30 June 2024	**Appointment Date**	**Directors' Fees Short-Term Compensation**	**Superannuation Post-Employment Benefits**	**Total**
		$	**$**	**$**
Valentina Stojanovska Cal	27 April 2017	40,000	4,400	44,400
Michael Liu	27 April 2017	30,000	-*	30,000
Stephen Merlicek	27 April 2017	30,000	3,300	33,300
Paul Rickard	27 April 2017	30,000	3,300	33,300
Martin Switzer	9 February 2017	-	-	-**
		130,000	11,000	141,000

*Mr Liu received no superannuation under the terms of his agreement with the Company.

**Mr Switzer was directly remunerated by a related party of the Company. Mr Switzer was not directly remunerated by the Company.

The Company does not have any paid executives. AGP remunerated Martin Switzer as a Director and executive during the financial year. The Investment Manager is appointed to provide investment management services and administrative services and is remunerated for each of these appointments as described in Note 18 of the financial statements.

The Directors are key management personnel (**KMP**) of the Company. The Investment Manager is not classified as KMP.

For personal use only

Directors' Report (continued)

Remuneration Report (Audited) (continued)

Directors' interests in shares

Directors' relevant interests in ordinary shares of the Company are detailed below.

Ordinary shares	Opening balance	Movement	Closing
Valentina Stojanovska Cal	7,988	20,265	28,253
Michael Liu	24,041	12,297	36,338
Stephen Merlicek	288,509	33,390	321,899
Paul Rickard	180,319	28,328	208,647
Martin Switzer	44,216	33,461	77,677

All Directors' interests in shares were through the initial offer of shares, as 'on-market' transactions or under the dividend reinvestment plan or share purchase plan and are not part of any component of their remuneration.

There have been no movements in the Directors' relevant interest in ordinary shares after year end and up to the date of this report.

In addition to these payments, as part of the Company's ordinary dividend distributions, dividend payments were made to Directors in respect of shares held in WCM Global Growth Limited. All Directors participated in the DRP during FY2025. All shares issued under the DRP are reflected in the movement of Directors' relevant interests in ordinary shares above.

There were no other transactions with KMP during FY2025.

Directors' Meetings

	Board Meetings		Audit and Risk Committee Meetings	
	Attended	Held	Attended	Held
Valentina Stojanovska Cal	5	5	2	2
Michael Liu	5	5	2	2
Stephen Merlicek	5	5	2	2
Paul Rickard	5	5	2	2
Martin Switzer	5	5	2	2

For personal use only

Directors' Report (continued)

Consequences of Company's performance and shareholder wealth

	2025	2024	2023	2022	2021
Revenue and other income	$107,848,000	$69,770,000	$57,508,000	($63,533,000)	$73,390,000
Increase/(decrease) in revenue	55%	21%	191%	(187%)	76%
Profit/(loss) before tax	$98,900,000	$64,567,000	$52,850,000	($68,933,000)	$68,673,000
Profit/(loss) after tax	$69,525,000	$45,341,000	$37,184,000	($48,065,000)	$48,409,000
Closing share price	$1.75	$1.55	$1.195	$1.170	$1.635
Change in share price	12.9%	29.7%	2.1%	(28.4%)	31.3%
Dividend paid to shareholders	$15,812,000	$12,230,000	$14,686,000	$9,678,000	$6,978,000
Total remuneration of KMP	$141,500	$141,000	$140,500	$140,000	$139,500

End of Remuneration Report.

Valentina Stojanovska Cal
Chair

Sydney
26 August 2025

For personal use only

Ernst & Young
200 George Street
Sydney NSW 2000 Australia
GPO Box 2646 Sydney NSW 2001

Tel: +61 2 9248 5555
Fax: +61 2 9248 5959
ey.com/au

Shape the future
with confidence

Auditor's independence declaration to the directors of WCM Global Growth Limited

As lead auditor for the audit of the financial report of WCM Global Growth Limited for the financial year ended 30 June 2025, I declare to the best of my knowledge and belief, there have been:

a. No contraventions of the auditor independence requirements of the *Corporations Act 2001* in relation to the audit;

b. No contraventions of any applicable code of professional conduct in relation to the audit; and

c. No non-audit services provided that contravene any applicable code of professional conduct in relation to the audit.

Ernst & Young

Darren Handley-Greaves
Partner
26 August 2025

For personal use only

A member firm of Ernst & Young Global Limited
Liability limited by a scheme approved under Professional Standards Legislation

Statement of Profit or Loss and Other Comprehensive Income for the year ended 30 June 2025

	Notes	30 June 2025 $'000	30 June 2024 $'000
Revenue and other income			
Interest income		**68**	112
Dividend income		**2,533**	1,822
Fair value gains on financial assets at fair value through profit or loss	4	**105,247**	67,836
Total income		**107,848**	69,770
Expenses			
Investment management fees	18	**4,799**	3,514
Performance fees	18	**2,292**	-
Business administration expenses	18	**386**	295
Transaction costs		**343**	213
Directors' remuneration	15	**142**	141
Listing, custody and registry costs		**167**	182
Legal, accounting and professional costs		**74**	91
Other expenses		**745**	767
Total expenses		**8,948**	5,203
Profit before income tax		**98,900**	64,567
Income tax expense	5	**(29,375)**	(19,226)
Net profit from continuing operations		**69,525**	45,341
Profit for the year		**69,525**	45,341
Other comprehensive income		**-**	-
Total comprehensive income for the year		**69,525**	45,341
Earnings per share for comprehensive income to the equity holders of the parent entity:			
Basic earnings per share (cents per share)	14	**33.5**	25.1
Diluted earnings per share (cents per share)	14	**33.5**	25.1

The accompanying notes to the financial statements should be read in conjunction with this statement.

For personal use only

Statement of Financial Position as at 30 June 2025

	Notes	30 June 2025 $'000	30 June 2024 $'000
Assets			
Cash and cash equivalents	7	**17,859**	10,327
Trade and other receivables	8	**929**	579
Investments at fair value through profit or loss	9	**442,704**	296,336
Loan receivable	18	**187**	-
Total assets		**461,679**	307,242
Liabilities			
Trade and other payables	10	**2,532**	480
Current tax liability		**12,561**	5,911
Deferred tax liabilities	5(c)	**39,231**	25,418
Total liabilities		**54,324**	31,809
Net assets		**407,355**	275,433
Equity			
Issued capital	11	**271,126**	192,917
Dividend reserve	12(a)	**208,508**	154,795
Accumulated losses	12(b)	**(72,279)**	(72,279)
Equity attributable to owners of WCM Global Growth Limited		**407,355**	275,433

The accompanying notes to the financial statements should be read in conjunction with this statement.

For personal use only

Statement of Changes in Equity for the year ended 30 June 2025

	Notes	Issued capital $'000	Dividend reserve $'000	Accumulated losses $'000	Total equity $'000
Balance at 30 June 2023		206,843	121,684	(72,279)	256,248
Profit for the year		-	-	45,341	45,341
Total comprehensive income for the year		-	-	45,341	45,341
Transactions with owners in their capacity as owners:					
Transfer to the dividend payment reserve	12(a)	-	45,341	(45,341)	-
Dividends for the year	12(a)	-	(12,230)	-	(12,230)
Shares issued under dividend reinvestment plan	11(b)	2,399	-	-	2,399
On-market buy-back	11(b)	(16,325)	-	-	(16,325)
Balance at 30 June 2024	**11(a)**	**192,917**	**154,795**	**(72,279)**	**275,433**

		Issued capital $'000	Dividend reserve $'000	Accumulated losses $'000	Total equity $'000
Balance at 30 June 2024	11(a)	192,917	154,795	(72,279)	275,433
		-	-	69,525	69,525
		-	-	69,525	69,525
Transactions with owners in their capacity as owners:					
Transfer to the dividend payment reserve	12(a)	-	69,525	(69,525)	-
Dividends for the year	12(a)	-	(15,812)	-	(15,812)
Shares issued under dividend reinvestment plan	11(b)	2,689	-	-	2,689
Shares issued under share placement (net of costs)	11(b)	40,135	-	-	40,135
Shares issued under Share Purchase Plan (net of costs)	11(b)	35,386	-	-	35,386
On-market buy-back	11(b)	(1)	-	-	(1)
Balance at 30 June 2025		**271,126**	**208,508**	**(72,279)**	**407,355**

The accompanying notes to the financial statements should be read in conjunction with this statement.

For personal use only

Statement of Cash Flows for the year ended 30 June 2025

	Notes	30 June 2025 $'000	30 June 2024 $'000
Cash flows from operating activities			
Payments to suppliers and employees		**(6,798)**	(4,997)
Payments for purchase of investments		**(208,056)**	(78,918)
Proceeds from sale of investments		**167,322**	118,363
Realised foreign exchange impacts		**(729)**	(186)
Dividends received		**2,427**	1,713
Interest received		**59**	105
Income tax paid		**(8,912)**	(4,811)
Net cash (used in)/provided by operating activities	13(a)	**(54,687)**	31,269
Cash flows from investing activities			
Loan advance	18	**(230)**	-
Proceeds from loan repayments	18	**43**	-
Interest on loan advance	18	**9**	-
Net cash used in by investing activities		**(178)**	-
Cash flows from financing activities			
Dividends paid net of amounts reinvested		**(13,123)**	(9,831)
Share issued under share placement (net of costs)	11(b)	**40,135**	-
Share issued under Share Purchase Plan (net of costs)	11(b)	**35,386**	-
On-market buy-back of shares	11(b)	**(1)**	(16,325)
Net cash provided by/(used in) financing activities		**62,397**	(26,156)
Net increase in cash and cash equivalents		**7,532**	5,113
Cash and cash equivalents at the beginning of the financial year		**10,327**	5,214
Cash and cash equivalents at end of year	7	**17,859**	10,327
Non-cash financing activities	13(c)	**2,689**	2,399

The accompanying notes to the financial statements should be read in conjunction with this statement.

For personal use only

Notes to the financial statements

Contents

		Page
1	Statement of material accounting policies	21
2	Significant accounting estimates and judgements	24
3	Financial risk management	25
4	Fair value gains/(losses) on financial assets through profit or loss	29
5	Income tax	29
6	Dividends	31
7	Cash and cash equivalents	32
8	Trade and other receivables	32
9	Investments at fair value through profit or loss	32
10	Trade and other payables	32
11	Issued capital	32
12	Reserves and accumulated losses	33
13	Cash flow information	34
14	Earnings per share	35
15	Directors' remuneration	35
16	Auditor's remuneration	36
17	Consolidated Entity Disclosure Statement	36
18	Related party disclosures	36
19	Investment advisor	37
20	Segment information	37
21	Commitments	37
22	Contingencies	37
23	Subsequent events	38

For personal use only

For personal use only

1. Statement of material accounting policies

The following is a summary of material accounting policies adopted by the Company in the preparation and presentation of the financial report. The accounting policies have been consistently applied, unless otherwise stated.

a) Basis of preparation of the financial report

This financial report is a general purpose financial report that has been prepared in accordance with Australian Accounting Standards, Interpretations and other authoritative pronouncements of the Australian Accounting Standards Board and the *Corporations Act 2001.*

The financial report covers the activities of WCM Global Growth Limited. The Company is limited by shares, incorporated and domiciled in Australia. The Company is a for-profit entity for the purpose of preparing the financial statements.

The financial report was authorised for issue by the Directors on 26 August 2025.

(i) Compliance with IFRS

The financial statements of the WCM Global Growth Limited also comply with International Financial Reporting Standards (**IFRS**) as issued by the International Accounting Standards Board (**IASB**).

(ii) Historical cost convention

The financial report has been prepared under the historical cost convention, as modified by revaluations to fair value for certain classes of assets as described in the accounting policies.

The Statement of Financial Position has been presented in order of liquidity. The financial report is presented in Australian Dollars which is the functional currency of the Company.

(iii) Critical accounting estimates

The preparation of the financial report requires the use of certain estimates and judgements in applying the entity's accounting policies. Those estimates and judgements significant to the financial report are disclosed in Note 2.

b) Accounting for profits and losses

At the conclusion of each calendar month, the Company records profits earned to Retained Earnings with the intention of transferring undistributed Retained Earnings to a Dividend Reserve subject to Board approval. Losses incurred at the end of each calendar month must be recouped before a transfer to the Dividend Reserve can occur. Losses incurred at the end of each financial year are transferred to Accumulated Losses. The above process enables the Directors to declare or determine to pay dividends from the Dividend Reserve to shareholders at a future date.

c) Going concern basis

This financial report has been prepared on a going concern basis.

d) Revenue

Dividend income is recognised on the ex-dividend date with any related withholding tax recorded as an expense.

Interest income is recognised in the Statement of Profit or Loss and Other Comprehensive Income using the effective interest method for all financial instruments that are not held at fair value through profit or loss.

Net gains/(losses) on financial assets and financial liabilities held at fair value through profit or loss arising on a change in fair value are calculated as the difference between the fair value at the end of the reporting period and the fair value at the previous valuation point. Net gains/(losses) do not include interest or dividend income.

All revenue is stated net of the amount of goods and services tax (**GST**).

1. Statement of material accounting policies (continued)

e) Expenses

All expenses, including the Investment Manager's fees, are recognised in the Statement of Profit or Loss and Other Comprehensive Income on an accruals basis.

f) Trade and other receivables

Trade and other receivables may include amounts for dividends, interest and amounts due from brokers. Dividends are accrued when the right to receive payment is established in accordance with the policy set out in Note 1(d) above. Interest is accrued at the reporting date from the time of last payment in accordance with the policy set out in Note 1(d) above. Trade and other receivables also include such items as Reduced Input Tax Credits (**RITC**).

g) Trade and other payables

Trade and other payables are recognised when the Company becomes obliged to make future payments resulting from the purchase of goods and services. Payables include liabilities, amounts due to brokers and accrued expenses owed by the Company which are unpaid as at the end of the reporting period.

h) Foreign currency translation

Transactions in foreign currencies are brought to account at the prevailing exchange rates at the date of the transaction. Foreign currency monetary items are translated at the exchange rate existing on reporting date. Non-monetary assets and liabilities carried at fair value that are denominated in foreign currencies are translated at the rates prevailing at the date when the fair value was determined. The differences arising from these foreign currency translations are recognised in profit/(loss) on the Statement of Profit or Loss and Other Comprehensive Income in the period in which they arise.

i) Cash and Cash Equivalents

Cash and cash equivalents include cash on hand and at banks, short-term deposits with an original maturity of three months or less held at call with financial institutions, and bank overdrafts.

j) Income tax

Current income tax expense or benefit is the tax payable or receivable on the current period's taxable income based on the applicable income tax rate adjusted by changes in deferred tax assets and liabilities.

Deferred tax balances

Deferred tax assets are recognised for deductible temporary differences and unused tax losses only if it is probable that future taxable amounts will be available to utilise those temporary differences and losses.

Deferred tax assets and liabilities are recognised for temporary differences at the applicable tax rates when the assets are expected to be recovered or liabilities are settled. No deferred tax asset or liability is recognised in relation to temporary differences if they arose in a transaction, other than a business combination, that at the time of the transaction did not affect either accounting profit or taxable profit or loss.

Current and deferred tax balances attributable to amounts recognised directly in equity are also recognised directly in equity.

k) New standards adopted as at 1 July 2024

There are no standards, interpretations or amendments to existing standards that are effective for the first time for the financial year beginning 1 July 2024 that have a material impact on the amounts recognised in the prior periods or will affect the current or future periods.

For personal use only

1. Statement of material accounting policies (continued)

l) Financial Instruments

(i) Classification and measurement

Financial assets

The Company classifies its investments based on its business model for managing those financial assets and the contractual cash flow characteristics of the financial assets.

For equity securities, the contractual cash flows of these instruments do not represent solely payments of principal and interest. Consequently, these investments are measured at fair value through profit or loss. The Company's portfolio of financial assets is managed and performance is evaluated on a fair value basis in accordance with the Company's documented investment strategy. The Company's policy is to evaluate the information about these financial assets on a fair value basis together with other related financial information.

A financial asset is measured at amortised cost only if both of the following conditions are met:

- the asset is held with a business model whose objective is to hold assets in order to collect contractual cash flows; and
- the contractual terms of the financial asset give rise on specified dates to cash flows that are solely payments of principal and interest on the principal amount outstanding.

Financial assets at amortised cost are subsequently measured using the effective interest rate (**EIR**) method and are subject to impairment.

Financial liabilities

Classification of financial liabilities remains unchanged for the Company. Financial liabilities continue to be measured at either amortised cost or fair value through profit or loss.

(ii) Recognition/derecognition

The Company recognises financial assets and financial liabilities on the date that it becomes party to the contractual agreement (trade date) and recognises changes in the fair value of the financial assets and financial liabilities from this date.

Investments are derecognised when the right to receive cash flows from the investments has expired or the Company has transferred substantially all the risks and rewards of ownership.

(iii) Impairment

Impairment of financial assets is recognised based on the lifetime expected credit loss which is determined when the credit risk on a financial asset has increased significantly since initial recognition. In order to determine whether there has been a significant increase in credit risk since initial recognition, the entity compares the risk of default as at the reporting date with the risk of default as at initial recognition using reasonable and supportable data, unless the financial asset is determined to have low credit risk at the reporting date.

For trade and other receivables, the simplified approach is used, which requires recognition of a loss allowance based on the lifetime expected credit losses. As a practical expedient, the Company uses a provision matrix based on historical information and adjusted for forward-looking estimates in order to determine the lifetime expected credit losses. See Note 3(c) for further details

Any change in expected credit losses between the previous reporting period and the current reporting period is recognised as an impairment gain or loss in profit or loss. There is no impairment during the year and as at 30 June 2025 (30 June 2024: Nil).

For personal use only

1. Statement of material accounting policies (continued)

m) Goods and services tax (GST)

Revenues, expenses and assets are recognised net of the amount of GST, except where the amount of GST incurred is not recoverable from the Australian Taxation Office. In these circumstances the GST is recognised as part of the cost of acquisition of the asset or as part of an item of the expense. Receivables and payables in the Statement of Financial Position are shown inclusive of GST.

Cash flows are presented in the Statement of Cash Flows on a gross basis, except for the GST component of investing and financing activities, which are disclosed as operating cash flows.

n) Rounding of amounts

In accordance with *ASIC Corporations (Rounding in Financial/Directors' Reports) Instrument 2016/191*, the amounts in the Directors' Report and in the financial statements have been rounded to the nearest thousand dollars ($000's), or in certain cases, to the nearest dollar (where indicated).

o) Standards issued but not effective

The standards and interpretations that are issued, but not yet effective, up to the date of issuance of the Company's financial statements are disclosed below, except for those standards which, in the opinion of the Board, will clearly not impact the Company. The Company intends to adopt these standards, if applicable, when they become effective.

AASB 18 Presentation and Disclosure in Financial Statements
In June 2024, the AASB issued AASB 18 *Presentation and Disclosure in Financial Statements* to improve how entities communicate in their financial statements, with a particular focus on information about financial performance in the income statement. AASB 18 will replace AASB 101 *Presentation of Financial Statements.*

The key presentation and disclosure requirements established under AASB 18 include the presentation of newly defined subtotals in the income statement and enhanced requirements for aggregating information.

AASB 18 applies to for-profit entities for annual reporting periods beginning on or after 1 January 2027.

The Company is yet to assess fully the disclosure impacts of applying AASB 18.

There are no other standards or interpretations that are issued but not yet effective and that are expected to have a material impact on the Company in the current or future reporting periods and on foreseeable future transactions.

2. Significant accounting estimates and judgements

Certain accounting estimates include assumptions concerning the future, which, by definition, will seldom represent actual results. Estimates and assumptions based on future events have a significant inherent risk, and where future events are not as anticipated there could be a material impact on the carrying amounts of the assets and liabilities discussed below:

a) Income tax

Deferred tax assets and liabilities are based on the assumption that no adverse change will occur in the income tax legislation and the anticipation that the Company will derive sufficient future assessable income to enable the benefit to be realised and comply with the conditions of deductibility imposed by the law.

Deferred tax assets are recognised for deductible temporary differences as management considers that it is probable that future taxable profits will be available to utilise those temporary differences.

For personal use only

For personal use only

2. Significant accounting estimates and judgements (continued)

b) Fair value measurements

Certain financial assets and liabilities are measured at fair value. Fair values have been determined in accordance with fair value measurement hierarchy. Refer to Note 3(e) for the details of the fair value measurement key assumptions and inputs.

3. Financial risk management

a) Objectives, strategies, policies and processes

The Company's activities may expose it to a variety of financial risks: market risk (including price risk, interest rate risk and currency risk), credit risk, liquidity risk and risk relating to fair value.

The Company's overall risk management programme focuses on ensuring compliance with the Company's Investment Management Agreement (**IMA**) and seeks to maximise the returns derived for the level of risk to which the Company is exposed. Financial risk management is carried out by an Investment Manager under policies approved by the Board of Directors of the Company.

The Company uses different methods to measure different types of risk to which it is exposed. These methods include sensitivity analysis in the case of interest rate and price risks, and ratings analysis for credit risk.

b) Market risk

Market risk is the risk that the fair value or future cash flows of a financial instrument will fluctuate because of changes in market prices. Market risk comprises three types of risk: price risk, interest rate risk and currency risk. Market risk is managed and monitored using sensitivity analysis and minimised through ensuring that all investment activities are undertaken in accordance with established mandates and investment strategies.

The sensitivity of the Company's equity and profit/(loss) before income tax to price risk is measured by the reasonably possible movements approach. This approach is determined based on management's best estimate, having regard to a number of factors, including historical levels of changes in interest rates, historical correlation of the Company's investments with the relevant benchmarks and market volatility. However, actual movements in the risk variables may be greater or less than anticipated due to a number of factors, including unusually large market shocks resulting from changes in the performance of the economies, markets and securities in which the Company invests. As a result, historic variations in the risk variables are not a definitive indicator of future variations in the risk variables.

(i) Price risk

Equity price risk is the risk that the fair value of equities will fluctuate because of changes in market prices, whether those changes are caused by factors specific to the individual financial instrument or its issuer, or factors affecting all similar financial instruments traded in the market.

Equity price risk exposure arises from the Company's investment portfolio. The investments are classified on the Statement of Financial Position at fair value through profit or loss. All securities investments present a risk of loss of capital.

The Investment Adviser mitigates this price risk through diversification and a careful selection of securities and other financial instruments within specified limits set by the Board.

The Company's overall market positions are monitored on a daily basis by the Company's Investment Manager and are reviewed on a monthly basis by the Board of Directors.

The Company’s net assets include investments in equity securities.

At 30 June 2025, the Company’s overall market exposures are set out on the following page:

3. Financial risk management (continued)

b) Market risk (continued)

(i) Price risk (continued)

	30 June 2025	30 June 2024
	$'000	$'000
Securities designated at fair value through profit or loss	**442,704**	296,336

At 30 June 2025, the Company's market risk is affected by changes in market prices. If the exposure of financial assets and liabilities had increased by 10% with all other variables held constant, this would have increased net assets attributable to shareholders and net profit after tax by approximately $30,989,000 (2024: $20,744,000). Conversely, if the exposure of financial assets and liabilities at 30 June 2025 had decreased by 10% with all other variables held constant, this would have decreased net assets attributable to shareholders and net profit after tax by approximately $30,989,000 (2024: $20,744,000).

(ii) Interest rate risk

Interest rate risk is the risk that the fair value or future cash flows of a financial instrument will fluctuate because of changes in market interest rates.

The Company's interest bearing financial assets and financial liabilities expose it to risks associated with the effects of fluctuations in the prevailing levels of market interest rates on its financial position and cash flows. The Company has established limits on investments in interest bearing assets, which are monitored on a daily basis.

In accordance with the Company's policy, the Company monitors the Company's overall interest sensitivity on a daily basis and the Board of Directors reviews it on a quarterly basis. Compliance with the Company's policy is reported to the Board on a monthly basis.

At 30 June 2025, cash and cash equivalents to the value of $17,859,000 (2024: $10,327,000) are the only financial instrument subject to interest rate risk. The Company is not subject to significant amounts of interest rate risk due to fluctuations in the prevailing levels of market interest rates.

(iii) Currency risk

Currency risk is the risk that the value of a financial instrument will fluctuate due to changes in foreign exchange rates. The Company invests in securities and other investments that are denominated in foreign currencies and other assets and liabilities denominated in foreign currencies recorded in the normal course of business.

The table below demonstrates the impact of a reasonably possible 5% movement in currency rate as at the end of each reporting period for non-hedged foreign currency denominated securities and cash.

Currency	**Change in Currency Rate %**	**Effect on comprehensive Income ($'000)**			
			30 June 2025		**30 June 2024**
USD	5/(5)	**13,754**	**(13,754)**	11,495	(11,495)
GBP	5/(5)	**2,851**	**(2,851)**	961	(961)
EUR	5/(5)	**2,630**	**(2,630)**	1,211	(1,211)
SEK	5/(5)	**1,050**	**(1,050)**	337	(337)
HKD	5/(5)	**840**	**(840)**	-	-
JPY	5/(5)	**680**	**(680)**	-	-
DKK	5/(5)	**330**	**(330)**	813	(813)

For personal use only

3. Financial risk management (continued)

b) Market risk (continued)

(iii) Currency risk (continued)

Foreign currency exposure related to non-hedged monetary items is made up predominantly of United States Dollar (**USD**) cash deposits which are held at call with a major financial institution.

The above analysis calculates the effect of a reasonably possible movement in the currencies for non-hedged foreign currency denominated securities and cash disclosed above against the Australian Dollar (**AUD**) on the Statement of Profit or Loss and Other Comprehensive Income and the Statement of Financial Position.

Notwithstanding that investments in non-monetary items do not give rise to currency risk under the accounting standards, the Company monitors its exposure to each currency with both monetary and non-monetary financial instruments as a percentage of net assets attributable to shareholders in order to ensure that its risk to adverse currency movements remains within its mandate limits.

The table below sets out the Company's exposures to foreign exchange rates at the reporting date:

Currency	**% of net assets**	
	30 June 2025	**30 June 2024**
USD	**62**	**78**
GBP	**13**	**7**
EUR	**12**	**8**
SEK	**5**	**2**
HKD	**4**	**-**
JPY	**3**	**-**
DKK	**1**	**5**
	100	**100**

c) Credit risk

Credit risk is the risk that one party to a financial instrument will cause a financial loss to the other party by failing to discharge an obligation.

Credit risk arises from cash and cash equivalents, and deposits with banks and other financial institutions.

The Investment Manager manages credit risk by diversifying the exposure among counter parties and operating in liquid markets. The Company does not have any significant concentration of credit risk on an industry basis.

With respect to credit risk arising from the financial assets of the Company, the Company's exposure to credit risk arises from default of the counterparty, with the current exposure equal to the fair value of these investments as disclosed in the Statement of Financial Position. This does not represent the maximum risk exposure that could arise in the future as a result of changes in values, but best represents the current maximum exposure at the reporting date.

The Company holds no collateral as security or any other credit enhancements. There are no financial assets that are past due or impaired, or would otherwise be past due or impaired as at the reporting date and no amounts have been written off in the period.

For personal use only

3. Financial risk management (continued)

d) Liquidity risk

Liquidity risk is the risk that the Company will encounter difficulty in raising funds to meet commitments associated with financial liabilities. This risk is controlled through the Company's investment in financial instruments, which under normal market conditions are readily convertible to cash. In addition, the Company maintains sufficient cash and cash equivalents to meet normal operating requirements.

In accordance with the Company's policy, the Investment Manager monitors the Company's liquidity position on a daily basis, and the Board reviews it on a quarterly basis.

Maturity analysis for financial liabilities

The table below analyses the Company's financial liabilities, excluding gross settled derivative financial liabilities, into relevant maturity groupings based on the remaining period at the Statement of Financial Position date to the contractual maturity date. The amounts in the table are the contractual undiscounted cash flows.

					At 30 June 2025
	Less than 1 month	**1-3 months**	**3-12 months**	**12-60 months**	**Total**
	$'000	**$'000**	**$'000**	**$'000**	**$'000**
Payables	2,532	-	-	-	2,532
Total financial liabilities	2,532	-	-	-	2,532

					At 30 June 2024
	Less than 1 month	**1-3 months**	**3-12 months**	**12-60 months**	**Total**
	$'000	**$'000**	**$'000**	**$'000**	**$'000**
Payables	480	-	-	-	480
Total financial liabilities	480	-	-	-	480

e) Fair values of financial assets and financial liabilities

The amounts of the Company's investments in the Statement of Financial Position are carried at fair value.

For the years ended 30 June 2024 and 2025, the Company did not have any financial assets and financial liabilities that were determined using valuation techniques. The fair values of the Company's financial assets and liabilities at fair value through profit or loss for the years then ended were determined directly, in full, by reference to quoted prices from the relevant global securities exchanges or by input other than quoted prices that were observable. The quoted market price used for financial assets and liabilities held by the Company is the current closing price at the balance date. Financial assets and liabilities measured and recognised at fair value have been determined by the following fair value measurement hierarchy:

- Level 1: Quoted prices (unadjusted) in active markets for identical assets or liabilities.
- Level 2: Inputs other than quoted prices included within Level 1 that are observable for the asset or liability, either directly or indirectly
- Level 3: Inputs for the asset or liability that are not based on observable market data.

The Company held $442,704,000 Level 1 financial assets as at 30 June 2025 (2024: $296,336,000). For all other financial assets and liabilities, the Directors consider that the carrying amounts approximate their fair values as all financial assets and financial liabilities not fair valued are short-term in nature.

For personal use only

4. Fair value gains/(losses) on financial assets through profit or loss

	30 June 2025 $'000	30 June 2024 $'000
Fair value gain/(loss) on financial assets through profit and loss comprises:		
Realised and unrealised gains on portfolio investments	**105,977**	67,940
Realised and unrealised losses on foreign exchange losses	**(730)**	(104)
Total fair value gain on financial assets through profit and loss	**105,247**	67,836

5. Income tax

a) Components of tax expense/(benefit)

	Year ended 30 June 2025 $'000	Year ended 30 June 2024 $'000
Current tax	**15,561**	7,911
Deferred tax	**13,814**	11,315
Total income tax expense	**29,375**	19,226

b) Prima facie tax payable

	30 June 2025 $'000	30 June 2024 $'000
Profit before tax from continuing operations	**98,900**	64,567
Total profit before income tax	**98,900**	64,567
Prima facie income tax expense on profit before income tax at 30%	**29,670**	19,370
Add/(less) tax effect of:		
Permanent adjustment @ 30%	**106**	75
Credits/offsets	**(355)**	(249)
(Over)/under provision from prior year	**(46)**	30
Income tax expense attributable to profit	**29,375**	19,226

For personal use only

5. Income tax (continued)

c) Deferred tax

The balance relates to:

	30 June 2025 $'000	30 June 2024 $'000
Deferred tax assets		
Balance for accruals	**36**	23
Balance for capital raising costs	**5**	13
Total deferred tax assets	**41**	36
Deferred tax liabilities		
Financial assets at fair value through profit or loss	**(39,187)**	(25,407)
Balance for accruals	**(85)**	(47)
Total deferred tax liabilities	**(39,272)**	(25,454)
Net deferred tax liability	**(39,231)**	(25,418)

d) Income tax expense/(benefit) comprises

	30 June 2025 $'000	30 June 2024 $'000
(Increase)/decrease in deferred tax assets	**(5)**	19
Increase in deferred tax liabilities	**13,819**	11,296
Current tax expense incurred during the year	**15,561**	7,911
Total income tax expense/(benefit)	**29,375**	19,226

e) Deferred income tax expense charged to equity

	30 June 2025 $'000	30 June 2024 $'000
Deferred income tax related to items charged directly to equity	**-**	-

For personal use only

6. Dividends

Year ended 30 June 2025	Dividend (cents per share)	Total $ amount	% Franked[1]	Date of payment
2024 Final dividend	1.81	3,183,710	100%	30 September 2024
2025 Interim dividend	1.83	4,126,050	100%	31 December 2024
2025 Interim dividend	1.87	4,224,017	100%	31 March 2025
2025 Interim dividend	1.89	4,277,773	100%	30 June 2025
Dividends paid	7.40	**15,811,550**		

Year ended 30 June 2024	Dividend (cents per share)	Total $ amount	% Franked[1]	Date of payment
2023 Final dividend	1.66	3,069,268	100%	29 September 2023
2024 Interim dividend	1.68	3,052,668	100%	29 December 2023
2024 Interim dividend	1.72	3,053,382	100%	28 March 2024
2024 Interim dividend	1.74	3,054,200	100%	28 June 2024
Dividend paid	6.80	**12,229,518**		

[1] At the corporate tax rate of 30%

On 26 August 2025, the Board of WCM Global Growth Limited declared a final dividend of 2.06 cents per share (100% franked at the corporate tax rate of 30%). The dividend is to be paid on 30 September 2025. The final dividend was declared subsequent to 30 June 2025 and therefore the total amount of the dividend of $4,671,000 (based on total shares on issue as at 30 June 2025) is not recognised as a liability at 30 June 2025.

Dividend franking information

	30 June 2025 $'000	30 June 2024 $'000
Beginning of the financial year	**9,352**	8,682
Current tax accrued/paid	**12,561**	5,911
Franking credits on dividends paid	**(6,776)**	(5,241)
Total franking account balance	**15,137**	9,352

The Company's ability to continue to pay franked dividends is primarily dependent upon the payment of income tax on an annual basis.

For personal use only

For personal use only

7. Cash and cash equivalents

	30 June 2025 $'000	30 June 2024 $'000
Cash at bank and on deposit	**17,859**	10,327

8. Trade and other receivables

	30 June 2025 $'000	30 June 2024 $'000
Accrued income	**283**	177
Other receivables	**646**	402
Total trade and other receivables	**929**	579

9. Investments at fair value through profit or loss

	30 June 2025 $'000	30 June 2024 $'000
Shares in listed entities	**442,704**	296,336
Investments at fair value through profit or loss	**442,704**	296,336

10. Trade and other payables

	Notes	30 June 2025 $'000	30 June 2024 $'000
Performance fees payable	18	**2,521**	-
Other payables		**11**	480
Total trade and other payables	3(d)	**2,532**	480

11. Issued capital

a) Shares on issue

	30 June 2025		30 June 2024	
	No. of Shares	$'000	No. of Shares	$'000
Issued and paid up capital - Ordinary Shares	226,748,968	271,126	175,896,061	192,917

b) Movements in Ordinary Share Capital

Details	No. of shares	$'000
Opening balance 1 July 2023	186,429,951	206,843
Shares issued under Dividend Reinvestment Plan	1,767,893	2,399
Shares bought back on-market	(12,301,783)	(16,325)
Closing balance 30 June 2024	175,896,061	192,917

11. Issued capital (continued)

b) Movements in Ordinary Share Capital (continued)

	No. of shares	$'000
Opening balance as at 1 July 2024	175,896,061	192,917
Shares issued under Dividend Reinvestment Plan	1,667,029	2,689
Shares issued under share placement (net of costs)	26,442,122	40,135
Shares issued under Share Purchase Plan (net of costs)	22,744,253	35,386
Shares bought back on-market	(497)	(1)
Closing Balance 30 June 2025	226,748,968	271,126

c) Rights of each type of share

Ordinary shares participate in dividends and the proceeds on winding up of the parent entity in proportion to the number of shares held. At shareholders' meetings each ordinary share gives entitlement to one vote when a poll is called.

d) Capital management

The Board of Directors is committed to prudent capital management and a conservative approach to protect shareholder value in all market conditions. The Company is not subject to any externally imposed capital requirements.

The Company's capital consists of issued capital, accumulated losses and a dividend reserve to preserve the Company's capacity to pay future dividends as per the dividend policy.

The Company recognises that market prices will fluctuate in accordance with market conditions which will impact on the capital position of the Company. To adjust the Company's capital structure, the Company may issue new shares or options from time to time, buy-back its own shares or vary the amount of dividends paid to shareholders.

On 13 June 2025 the Company announced an extension to the Company's on-market buy-back programme until 26 June 2026.

12. Reserves and accumulated losses

a) Dividend reserve

	30 June 2025 $'000	30 June 2024 $'000
Balance at the beginning of the year	**154,795**	121,684
Transfer from accumulated losses	**69,525**	45,341
Dividend for the year	**(15,812)**	(12,230)
Balance at the end of the year	**208,508**	154,795

For personal use only

12. Reserves and accumulated losses (continued)

b) Accumulated losses

	30 June 2025 $'000	30 June 2024 $'000
Balance at the beginning of the year	**(72,279)**	(72,279)
Profit for the year	**69,525**	45,341
Transfer to dividend reserve	**(69,525)**	(45,341)
Balance at the end of the year	**(72,279)**	(72,279)

13. Cash flow information

a) Reconciliation of cash flow from operations with profit after income tax

	30 June 2025 $'000	30 June 2024 $'000
Profit/(loss) for the year attributable to shareholders after tax	**69,525**	45,341
Adjustments for:		
Change in assets and liabilities:		
Increase in receivables	**(350)**	(169)
Increase in payables	**2,052**	45
Interest on loan advance	**(9)**	-
Increase in financial assets at fair value	**(146,368)**	(28,363)
Increase in current and deferred taxes attributable to operations	**20,463**	14,415
Net cash (used in)/provided by operating activities	**(54,687)**	31,269

b) Reconciliation of Cash

Cash at the end of the financial year as shown in the Statement of Cash Flows is reconciled to the related items in the Statement of Financial Position as follows:

	30 June 2025 $'000	30 June 2024 $'000
Cash at bank and on deposit	**17,859**	10,327
Closing cash balance	**17,859**	10,327

c) Non-cash financing activities

	30 June 2025 $'000	30 June 2024 $'000
During the year, the following dividend payments were satisfied by the issue of shares under the Company's dividend reinvestment plan	**2,689**	2,399

For personal use only

14. Earnings per share

	30 June 2025 $'000	30 June 2024 $'000
Reconciliation of earnings used in calculating earnings per share		
Profit/(losses) from continuing operations	**69,525**	45,341
Profit/(losses) used in calculating basic earnings per share	**69,525**	45,341
Profit/(losses) used in calculating diluted earnings per share	**69,525**	45,341

	30 June 2025 Shares	30 June 2024 Shares
Weighted average number of ordinary shares used in calculating basic earnings per share	**207,384,483**	180,667,586
Weighted average number of ordinary shares used in the calculating diluted earnings per share	**207,384,483**	180,667,586

	30 June 2025 Cents per share	30 June 2024 Cents per share
Basic earnings per share	**33.5**	25.1
Diluted earnings per share	**33.5**	25.1

15. Directors' remuneration

	30 June 2025 $	30 June 2024 $
Compensation by category		
Short-term employment benefits	**130,000**	130,000
Post-employment benefits	**11,500**	11,000
Total Directors' remuneration	**141,500**	141,000

For personal use only

16. Auditor's remuneration

	30 June 2025 $	30 June 2024 $
Audit and review of financial reports		
Audit and review of financial reports	**67,132**	63,935
Total auditors' remuneration	**67,132**	63,935
Non-Audit Services		
Taxation compliance advice	**11,500**	11,500
Total non-audit services	**11,500**	11,500
Total remuneration of Ernst & Young	**78,632**	75,435

17. Consolidated Entity Disclosure Statement

Disclosure of subsidiaries and their country of tax residence, as required by section 295(3A) of the *Corporations Act 2001* (Cth) does not apply to the Company, as the Company is not required by Australian Accounting Standards to prepare consolidated financial statements.

18. Related party disclosures

a) Investment Manager

The Company has appointed AGP International Management Pty Limited as the investment manager in respect of the Company's portfolio (**Investment Manager**), pursuant to an IMA.

The Investment Manager is a related party of the Company by reason that their respective Boards have a common Director. The Company and the Investment Manager have entered into an IMA which has been negotiated on arm's length terms.

b) Investment management fees and other fees

The Investment Manager is entitled to a management fee of 1.25% per annum (excluding GST) of the Company's portfolio value.

The Company has agreed to pay the Investment Manager a performance fee equal to 10% (excluding GST) of the portfolio's outperformance relative to the "Total Hurdle Amount" being the initial portfolio value adjusted for the benchmark return (being the MSCI All Country World Index ex-Australia with gross dividends reinvested reported in Australian Dollars and unhedged) plus the management fee over each financial year subject to full recoupment of any prior year underperformance. The maximum performance fee payable in any financial year is capped at 0.75% of the closing market value of the portfolio in each financial year.

For personal use only

18. Related party disclosures (continued)

For the 2025 financial year, the Investment Manager received investment management fees from the Company of $4,799,000 (2024: $3,514,000) and performance fees of $2,292,000 (2024: $Nil) (excluding GST). As at 30 June 2025, the management fee payable is $Nil (2024: $346,000) and the performance fee payable is $2,521,000 (2024: $Nil) (including GST).

In addition, the Company has a Shared Services Agreement with 2735 CSM Holdings Pty Limited (**CSM**) to provide the use of premises and facilities, company secretarial, administrative, financial and accounting services. The Investment Manager is entitled to a Shared Services Agreement of 0.10% (excluding GST) of the Company's portfolio value. The Company paid service fees of $386,000 (30 June 2024: $295,000) to CSM during the 2025 financial year.

The Investment Manager and CSM are director associated entities. All of the above related party transactions are conducted on normal commercial terms and conditions.

c) Expense contribution agreement

During the year, the Company entered into an expense contribution agreement with the Investment Manager for $230,000, repayable to the Company from the Investment Manager, relating to certain share placement costs. The loan is unsecured, for a period of three years, repayable in 35 equal monthly instalment and one final instalment, with a fixed interest rate of 6.35%, with interest paid in arrears monthly.

For the 2025 financial year, the Company received loan repayments of $43,000 (2024: $Nil) and interest of $9,000 from the Investment Manager (2024: $Nil). As at 30 June 2025, the loan advance receivable from the Investment Manager is $187,000 (2024: $Nil).

d) Other transactions with the Company

In addition to these payments, as part of the Company's ordinary dividend distributions, dividend payments were made to Directors in respect of shares held in WCM Global Growth Limited. All of the Directors participated in the DRP for the years ended 30 June 2024 2025.

During the year ended 30 June 2025, the Investment Manager did not hold any shares in the Company (2024: Nil).

19. Investment advisor

The Investment Manager has appointed WCM Investment Management, LLC (**WCM**) as its investment adviser (**Investment Advisor**) in respect of the Company's portfolio and the Investment Manager pays on fees under the IMA to WCM. The Company is not required to pay any fees to WCM.

20. Segment information

The Company operates solely in the business of investment in companies listed on global share markets. Revenue, profit, net assets and other financial information reported to and monitored by the Chief Operating Decision Maker (**CODM**) for the single identified operating segment are the amounts reflected in the Statement of Profit or Loss and Other Comprehensive Income, Statement of Financial Position, Statement of Changes in Equity and Statement of Cash Flows. The CODM has been identified as the Board of Directors of the Company.

21. Commitments

As at 30 June 2025, the Company had no commitments (30 June 2024: Nil).

22. Contingencies

As at 30 June 2025, the Company had no contingent liabilities (30 June 2024: Nil).

For personal use only

23. Subsequent events

On 26 August 2025, the Company advised the ASX that its pre-tax and post-tax NTA per share was $2.102 and $1.852 respectively as at 22 August 2025.

On 26 August 2025, the Board of WCM Global Growth Limited declared a final dividend of 2.06 cents per share (100% franked at the corporate tax rate of 30%). The dividend is to be paid on 30 September 2025.

No other matters or circumstances have arisen since the end of the financial year that have significantly affected or may significantly affect the operations of the Company, the results of those operations, or the state of affairs of the Company in future financial years.

For personal use only

Directors' Declaration

In accordance with a resolution of the Directors of WCM Global Growth Limited (the **Company**), I state that:

In the opinion of the Directors:

(a) the financial statements and notes of the Company are in accordance with the *Corporations Act 2001*, including:

- (i) giving a true and fair view of the Company's financial position as at 30 June 2025 and of its performance for the year ended on that date;
- (ii) complying with International Financial Reporting Standards and the *Corporations Regulations 2001*; and
- (iii) the consolidated entity disclosure statement required by section 295(3A) of the Corporations Act is true and correct;

(b) the Managing Director and Chief Financial Officer of the Investment Manager have given the declarations required by Section 295A that:

- (i) the financial records of the Company for the financial year have been properly maintained in accordance with section 286 of the Corporations Act 2001;
- (ii) the financial statements and notes for the financial year comply with the Accounting Standards; and
- (iii) the financial statements and notes for the financial year give a true and fair view; and

(c) there are reasonable grounds to believe that the Company will be able to pay its debts as and when they become due and payable.

This declaration is made in accordance with a resolution of the Directors.

Valentina Stojanovska Cal
Chair

Sydney
26 August 2025

For personal use only

Ernst & Young
200 George Street
Sydney NSW 2000 Australia
GPO Box 2646 Sydney NSW 2001

Tel: +61 2 9248 5555
Fax: +61 2 9248 5959
ey.com/au

Shape the future
with confidence

For personal use only

Independent auditor's report to the members of WCM Global Growth Limited

Report on the audit of the financial report

Opinion

We have audited the financial report of WCM Global Growth Limited (the Company), which comprises the statement of financial position as at 30 June 2025, the statement of profit or loss and other comprehensive income, statement of changes in equity and statement of cash flows for the year then ended, notes to the financial statements, including material accounting policy information, the consolidated entity disclosure statement and the directors' declaration.

In our opinion, the accompanying financial report of the Company is in accordance with the *Corporations Act 2001*, including:

a. Giving a true and fair view of the Company's financial position as at 30 June 2025 and of its financial performance for the year ended on that date; and

b. Complying with Australian Accounting Standards and the *Corporations Regulations 2001*.

Basis for opinion

We conducted our audit in accordance with Australian Auditing Standards. Our responsibilities under those standards are further described in the *Auditor's responsibilities for the audit of the financial report* section of our report. We are independent of the Company in accordance with the auditor independence requirements of the *Corporations Act 2001* and the ethical requirements of the Accounting Professional and Ethical Standards Board's APES 110 *Code of Ethics for Professional Accountants (including Independence Standards)* (the Code) that are relevant to our audit of the financial report in Australia. We have also fulfilled our other ethical responsibilities in accordance with the Code.

We believe that the audit evidence we have obtained is sufficient and appropriate to provide a basis for our opinion.

Key audit matters

Key audit matters are those matters that, in our professional judgment, were of most significance in our audit of the financial report of the current year. These matters were addressed in the context of our audit of the financial report as a whole, and in forming our opinion thereon, but we do not provide a separate opinion on these matters. For each matter below, our description of how our audit addressed the matter is provided in that context.

We have fulfilled the responsibilities described in the *Auditor's responsibilities for the audit of the financial report* section of our report, including in relation to these matters. Accordingly, our audit included the performance of procedures designed to respond to our assessment of the risks of material misstatement of the financial report. The results of our audit procedures, including the procedures performed to address the matters below, provide the basis for our audit opinion on the accompanying financial report.

A member firm of Ernst & Young Global Limited
Liability limited by a scheme approved under Professional Standards Legislation

Shape the future
with confidence

For personal use only

1. Investment existence and valuation

Why significant	How our audit addressed the key audit matter
The Company has an investment portfolio consisting primarily of listed offshore equities. As at 30 June 2025, the financial assets made up approximately 95.9% of the total assets of the Company. As detailed in the Company's accounting policy, disclosed in Note 1(l) of the financial report, these financial assets are measured at fair value through profit or loss in accordance with the requirements of Australian Accounting Standards. Pricing, exchange rates and other market drivers can have a significant impact on the value of these financial assets. Accordingly, existence and valuation of the investment portfolio was considered a key audit matter.	Our audit procedures included the following: • Obtained and reviewed the assurance report on the relevant controls of the Company's administrator for the period 1 July 2024 to 30 June 2025, and assessed the external auditor's competence, objectivity, and findings. • Agreed all investment holdings, including cash accounts, to third party confirmations at 30 June 2025. • Assessed the fair value of all investments in the portfolio held at 30 June 2025 to independent market price sources. • Assessed the adequacy and appropriateness of the disclosures included in Note 4 and Note 9 to the financial report.

2. Management and performance fees

Why significant	How our audit addressed the key audit matter
For the year ended 30 June 2025, the management fees and costs were $4,798,815 and performance fees were $2,291,509 which represented 53.6% and 25.6% of the total expenses respectively. Management fees and costs and performance fees, paid to the Investment Manager, AGP International Management Pty Limited, are the most significant operating expenses for the Company. The Company's accounting policy for the management and performance fees is disclosed in Note 1(e) of the financial report. Management fees are calculated monthly and paid monthly in arrears. The Manager is entitled to be paid monthly a management fee of 1.25% of the NAV of the Company per annum. Performance fees are recognised in the financial report when the performance hurdles for the	Our audit procedures included the following: • Assessed the effectiveness of the controls in relation to the calculation of management fees and costs and performance fees of the Fund's administrator, who has responsibility for the calculations. • Recalculated management fees and performance fees, in accordance with the relevant service arrangements, including agreeing the fee rates to the calculations. • Assessed the performance fee calculation, including testing the inputs into the calculation model and assessed whether the calculation was in line with the relevant Product Disclosure Statement and management agreement. • Assessed the adequacy and appropriateness of the disclosures included in Note 18 to the financial report.

Shape the future
with confidence

Why significant	How our audit addressed the key audit matter
Company have been met at the end of the relevant measurement period, which is the date that the performance criteria are met, and the obligation has crystallised. All expenses are recognised on an accrual basis. The assessment of recognition of expenses relating to performance fee arrangements can be complex. Accordingly, this was considered a key audit matter.	

Information other than the financial report and auditor's report thereon

The directors are responsible for the other information. The other information comprises the information included in the Company's 2025 annual report, but does not include the financial report and our auditor's report thereon.

Our opinion on the financial report does not cover the other information and accordingly we do not express any form of assurance conclusion thereon, with the exception of the Remuneration Report and our related assurance opinion.

In connection with our audit of the financial report, our responsibility is to read the other information and, in doing so, consider whether the other information is materially inconsistent with the financial report or our knowledge obtained in the audit or otherwise appears to be materially misstated.

If, based on the work we have performed, we conclude that there is a material misstatement of this other information, we are required to report that fact. We have nothing to report in this regard.

Responsibilities of the directors for the financial report

The directors of the Company are responsible for the preparation of:

- The financial report (other than the consolidated entity disclosure statement) that gives a true and fair view in accordance with Australian Accounting Standards and the *Corporations Act 2001*; and

- The consolidated entity disclosure statement that is true and correct in accordance with the *Corporations Act 2001;* and

for such internal control as the directors determine is necessary to enable the preparation of:

- The financial report (other than the consolidated entity disclosure statement) that gives a true and fair view and is free from material misstatement, whether due to fraud or error; and

- The consolidated entity disclosure statement that is true and correct and is free of misstatement, whether due to fraud or error.

In preparing the financial report, the directors are responsible for assessing the Company's ability to continue as a going concern, disclosing, as applicable, matters relating to going concern and using the

For personal use only

Shape the future
with confidence

For personal use only

going concern basis of accounting unless the directors either intend to liquidate the Company or to cease operations, or have no realistic alternative but to do so.

Auditor's responsibilities for the audit of the financial report

Our objectives are to obtain reasonable assurance about whether the financial report as a whole is free from material misstatement, whether due to fraud or error, and to issue an auditor's report that includes our opinion. Reasonable assurance is a high level of assurance, but is not a guarantee that an audit conducted in accordance with the Australian Auditing Standards will always detect a material misstatement when it exists. Misstatements can arise from fraud or error and are considered material if, individually or in the aggregate, they could reasonably be expected to influence the economic decisions of users taken on the basis of this financial report.

As part of an audit in accordance with the Australian Auditing Standards, we exercise professional judgment and maintain professional scepticism throughout the audit. We also:

- Identify and assess the risks of material misstatement of the financial report, whether due to fraud or error, design and perform audit procedures responsive to those risks, and obtain audit evidence that is sufficient and appropriate to provide a basis for our opinion. The risk of not detecting a material misstatement resulting from fraud is higher than for one resulting from error, as fraud may involve collusion, forgery, intentional omissions, misrepresentations, or the override of internal control.

- Obtain an understanding of internal control relevant to the audit in order to design audit procedures that are appropriate in the circumstances, but not for the purpose of expressing an opinion on the effectiveness of the Company's internal control.

- Evaluate the appropriateness of accounting policies used and the reasonableness of accounting estimates and related disclosures made by the directors.

- Conclude on the appropriateness of the directors' use of the going concern basis of accounting and, based on the audit evidence obtained, whether a material uncertainty exists related to events or conditions that may cast significant doubt on the Company's ability to continue as a going concern. If we conclude that a material uncertainty exists, we are required to draw attention in our auditor's report to the related disclosures in the financial report or, if such disclosures are inadequate, to modify our opinion. Our conclusions are based on the audit evidence obtained up to the date of our auditor's report. However, future events or conditions may cause the Company to cease to continue as a going concern.

- Evaluate the overall presentation, structure and content of the financial report, including the disclosures, and whether the financial report represents the underlying transactions and events in a manner that achieves fair presentation.

We communicate with the directors regarding, among other matters, the planned scope and timing of the audit and significant audit findings, including any significant deficiencies in internal control that we identify during our audit.

We also provide the directors with a statement that we have complied with relevant ethical requirements regarding independence, and to communicate with them all relationships and other matters that may reasonably be thought to bear on our independence, and where applicable, actions taken to eliminate threats or safeguards applied.

Shape the future
with confidence

From the matters communicated to the directors, we determine those matters that were of most significance in the audit of the financial report of the current year and are therefore the key audit matters. We describe these matters in our auditor's report unless law or regulation precludes public disclosure about the matter or when, in extremely rare circumstances, we determine that a matter should not be communicated in our report because the adverse consequences of doing so would reasonably be expected to outweigh the public interest benefits of such communication.

Report on the audit of the Remuneration Report

Opinion on the Remuneration Report

We have audited the Remuneration Report included in pages 11 to 13 of the directors' report for the year ended 30 June 2025.

In our opinion, the Remuneration Report of WCM Global Growth Limited for the year ended 30 June 2025, complies with section 300A of the *Corporations Act 2001*.

Responsibilities

The directors of the Company are responsible for the preparation and presentation of the Remuneration Report in accordance with section 300A of the *Corporations Act 2001*. Our responsibility is to express an opinion on the Remuneration Report, based on our audit conducted in accordance with Australian Auditing Standards.

Ernst & Young

Ernst & Young

Darren Handley-Greaves
Partner
Sydney
26 August 2025

For personal use only

Company Particulars

The Company was incorporated as a limited liability company in Victoria on 9 February 2018. The Company is a listed investment company with its securities listed only on the Australian Securities Exchange (ASX:WQG).

Registered office

Suite 12.04 , Level 12
Chifley Tower, 2 Chifley Square
Sydney NSW 2000

Directors

Valentina Stojanovska Cal (Chair)
Michael Liu
Stephen Merlicek
Paul Rickard
Martin Switzer

Company secretary

Mark Licciardo

Auditor

Ernst & Young
200 George Street
Sydney NSW 2000

Investment custodian

Apex Fund Services
Level 10, 12 Shelley Street
Sydney NSW 2000

Share registrar

MUFG Pension & Market Services
Level 12
680 George Street
Sydney NSW 2000
Telephone: 1300 554 474

Fund administrator

Unity Fund Services
Level 16
1 Farrer Place
Sydney NSW 2000

For personal use only

Additional Information for Listed Companies

A. SECURITY HOLDINGS DATA

Top 20 registered share holders

As at 31 July 2025, the 20 largest holders of the Company's ordinary shares are listed below:

Shareholders	Ordinary shares held	% of issued shares
J P MORGAN NOMINEES AUSTRALIA PTY LIMITED	11,998,603	5.29%
HSBC CUSTODY NOMINEES (AUSTRALIA) LIMITED	9,360,547	4.13%
CITICORP NOMINEES PTY LIMITED	5,330,878	2.35%
NETWEALTH INVESTMENTS LIMITED	4,183,750	1.85%
BNP PARIBAS NOMINEES PTY LTD	2,479,434	1.09%
GOLD TIGER EQUITIES PTY LTD	1,400,800	0.62%
KST GROUP PTY LTD	1,395,915	0.62%
SAHARATON PTY LTD	1,009,556	0.45%
ROGAND SUPERANNUATION PTY LTD	990,926	0.44%
BLIND WELFARE PTY LTD	800,000	0.35%
ORRY INVESTMENTS PTY LTD	744,230	0.33%
LUNICASH SUPER PTY LTD	700,966	0.31%
CAMRHOD PROPRIETARY LIMITED	700,000	0.31%
MR GORDON BRUCE COWARD & MRS ANNETTE MAREE COWARD	667,831	0.29%
MR FREDERICK WILLIAM LEUNER	620,000	0.27%
MEBALLA PTY LTD	617,166	0.27%
SALMO PTY LTD	586,365	0.26%
FERGUSSON INVESTMENTS PTY LTD	498,668	0.22%
MR CHRISTOPHER BERNARD MILLETT & MS JOANNE MARY DONNELLAN	492,285	0.22%
PIRIANDA PROPRIETARY LIMITED	481,000	0.21%
Total	**45,058,920**	**19.87%**

For personal use only

Additional Information for Listed Companies (continued)

A. SECURITY HOLDINGS DATA (continued)

Distribution of shareholdings

At 31 July 2025, there were 5,038 holders of ordinary shares. These holdings were distributed as follows:

	Number of holders	Ordinary shares held
1-1,000	260	97,877
1,001-5,000	472	1,427,542
5,001-10,000	646	4,996,816
10,001-100,000	3,323	121,514,090
100,001 and over	337	98,712,643
Total holders	**5,038**	**226,748,968**
Average holding size	**45,008**	

There were 109 shareholdings of less than a marketable parcel of $500 (representing 2,505 shares in total).

Substantial shareholders

The number of substantial shareholders of the Company's ordinary shares are listed below:

Registered holder

	Ordinary shares held	% of issued shares
HUB24 Limited*	12,782,470	5.65%

* Last substantial shareholding notice lodged on 4 June 2025.

For personal use only

Additional Information (continued)

B. INVESTMENTS AND TRANSACTIONS

As at 31 July 2025, the Company held investments in the following companies:

Ticker/CCY	Stock Name	Ticker/CCY	Stock Name
III LN	3I Group Plc	3690 HK	Meituan Dianping - Class B
ADYEN NA	Adyen NV	MSFT US	Microsoft Corporation
AMZN US	Amazon.com Inc	7974 JP	Nintendo Company
APP US	AppLovin Corp	NOVOB DC	Novo Nordisk AS
AJG US	Arthur & Gallagher Co	NVDA US	Nvidia Corp
AZN LN	Astrazeneca Plc	PUIG SM	Puig Brands SA
BA/ LN	BAE Systems	RGA US	Reinsurance Group Of America
CTVA US	Corteva Inc	HOOD US	Robinhood Markets Inc A
RACE IM	Ferrari NV	RR/ LN	Rolls Royce Holdings PLC
GEV US	GE Vernova Inc	SAABB SS	Saab AB
GE US	General Electric Company	SE US	Sea Ltd - ADR
GDDY US	Godaddy Inc - Class A	ENR GY	Siemens Energy AG
HEI GY	HeidelbergCement AG	TSM US	Taiwan Semiconductor-SP ADR
IBN US	ICICI Bank Ltd - Spon ADR	700 HK	Tencent Holdings Ltd
ILMN US	Illumina Inc	UNH US	United Health Group Inc
LIN US	Linde PLC	VRTX US	Vertex Pharmaceuticals Inc
LPLA US	LPL Financial Holdings Inc	V US	Visa Inc-Class A Shares
MCK US	McKesson Corp	WCN US	Waste Connections Inc

C. TRANSACTION DATA

Over the financial period ended 30 June 2025, the Company executed 420 purchase transactions and 381 sale transactions all of which were in listed securities. The total brokerage paid or accrued during this period was $343,196.

For personal use only