

DDoS Mitigation Foundations Tutorial



Course developed by: Krassimir Tzvetanov

Overview

- What is DDoS?
- Terminology
- Factors supporting and accelerating DDoS

What is DoS/DDoS?

What is Denial of Service?

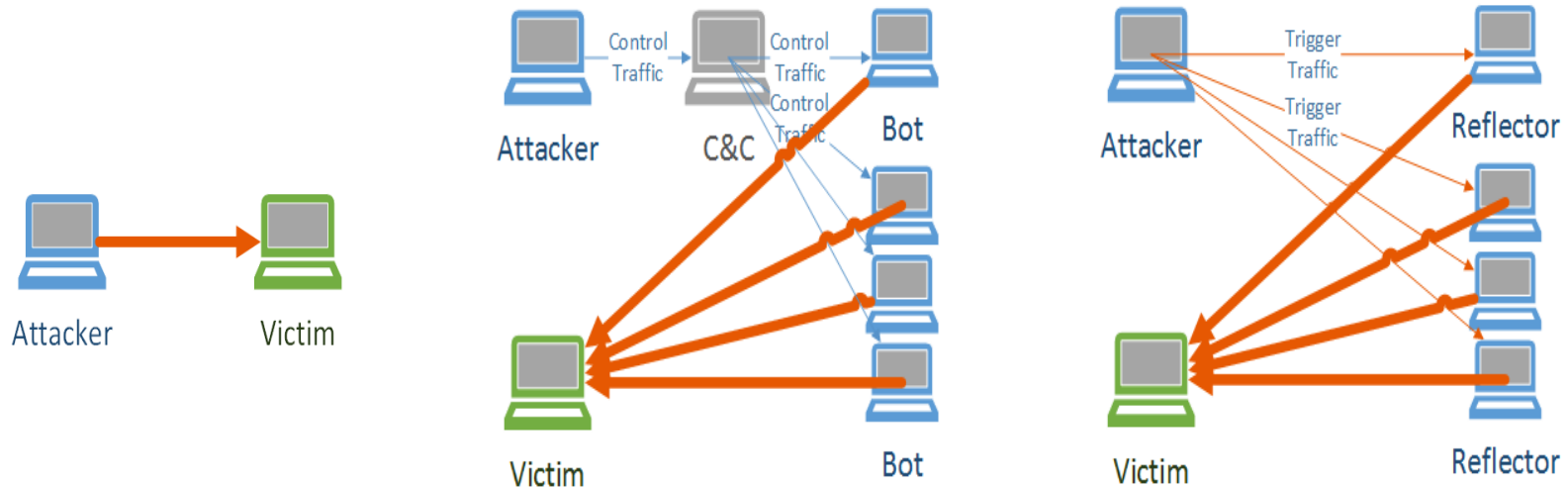
- Discussion
- Resource exhaustion... which leads to lack of availability
- Consider:
 - How is it different from The Guardian pointing to somebody's web site?
 - How is that different from company's primary Internet connection going down?

What is Denial of Service?

- From security point of view?
 - Decreased availability
- From operations point of view?
 - An outage
- From business point of view?
 - Financial losses

DoS vs. DDoS

- What is the difference?
 - One system is sending the traffic vs many systems
 - Consider reflected attacks
- How does that change the attacks volume?
 - More systems – more capacity



DDoS Volume Factors

Additional factors supporting and accelerating DDoS

- Overall bandwidth
- Reflectors
- IOT/Embedded home and SOHO devices
- Content management systems
- Booters/Stressors (lowers threshold)
- Accessible information

Home routers

- Embedded home and SOHO devices
 - Default username/password
 - Open DNS recursive resolvers
 - Software bugs (NetUSB)
 - Network diagnostic tools
 - Some do not allow the user to turn off DNS
- XBOX and Sony attacks over Christmas (2014)
 - Lizard Stresses, 2015
 - Mirai, 2017
- Is that intentional? – “follow the money”

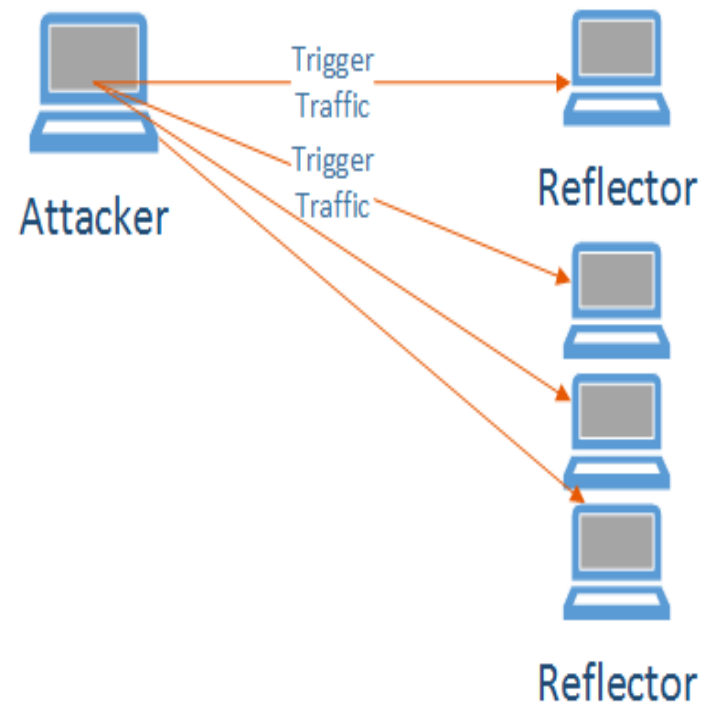
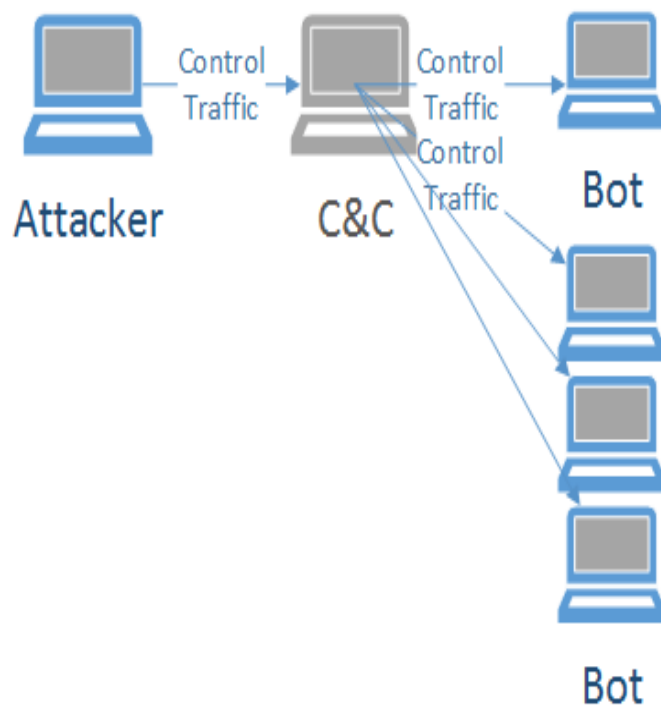
Compromised CMSES

- Most targeted Content Management Systems:
 - WordPress
 - Joomla
- Started in early 2013 - notably around the attacks against US financial institutions
- Now it is an easy way to build a botnet and other groups abuse it as well

Booters/Stressors

- Inexpensive
- Popular among gamers
- Tools are sold for cheap on the black market (forums)
- Range 5-10 Gbps and up to 40GBps
- Usually short duration

Low cost thanks to reflection



Questions



The Adversary

Overview

- Who are they?
- Motivation
- Skill level
- Booters
- Tools

Adversary

- Wide range of attackers
 - Gamers – on the rise!!! 😊
 - Professional DDoS operators and booters/stressors
 - Some of the attacks have been attributed to nation states
 - Hacktivists – though not recently

...and more.

Motivation

- Wide range of motivating factors as well
 - Financial gain
 - extortion (DD4BC/Armada Collective/copy cats)
 - taking the competition offline during high-gain events
(online betting, superbowl, etc).
 - Political statement
 - Divert attention (seen in cases with data exfiltration* or financial fraud)
 - Disable firewalls (WAF)
 - Immature behavior

Skill level

- Wide range of skills
 - Depending on the role in the underground community
 - Mostly segmented between operators and tool-smiths
 - Tool-smiths are not that sophisticated (at this point) and there is a large reuse of code and services
 - This leads to clear signatures for some of the tools
- Increasing complexity
 - DirtJumper
 - xnote.1
 - Mirai

Software

- Individual attack scripts – pastebin, hackfroums, etc.
- booter scripts – basic, sometimes control panel
- More advanced - C&C server and separate agent for the drones
 - dirt jumper
 - black energy (general RAT)
- Most kits are in the \$100-600 range (if not free)
- Open source

Booters: MO and TTPs

Booters

Booter services

















- Gained popularity over the past 4 years
- Mostly reflected attack (no need for additional infrastructure)
- Mostly computer gaming industry related
 - Short, bursty attacks
 - Use rudimentary scripts
- Fairly inexpensive

Variety of packages

VIP

Starting At

Our license for life

License name	Time in seconds	Deadline	Price	PayPal & Bitcoin	
Basic	600	For life	9 €		
Intermediate	1200	For life	12 €		
Moving forward	2400	For life	19 €		
Expert	3600	For life	24 €		
Titanic	7200	For life	39 €		
<div>Luxurious</div> <div>€53.00</div> <div>/ Unlimited</div>	<div><div><div>🔌 boot</div><div>🔒 Permanent membership</div><div>📧 12 methods of sending</div></div><div><div>✔ Access to all services</div><div>💬 Technical support 7/7</div><div>📧 Envoys falsified</div></div></div> <div>I SUBSCRIBE</div>	For life	53 €		
		For life	65 €		
		For life	80 €		
<div>Ultimate</div> <div>€65.00</div>	<div><div><div>🔌 boot</div><div>🔒 Permanent membership</div><div>📧 12 methods of sending</div></div><div><div>✔ Access to all services</div><div>💬 Technical support 7/7</div><div>📧 Envoys falsified</div></div></div> <div>I SUBSCRIBE</div>	For life			

BITCOIN

BITCOIN

BITCOIN

BITCOIN

BITCOIN

Plan #5

50400

Select Concurrents

Select Package Length

15 - 30Gbps

\$40

BITCOIN

Select Package Length

15 - 30Gbps

\$65

BITCOIN

Select Package Length

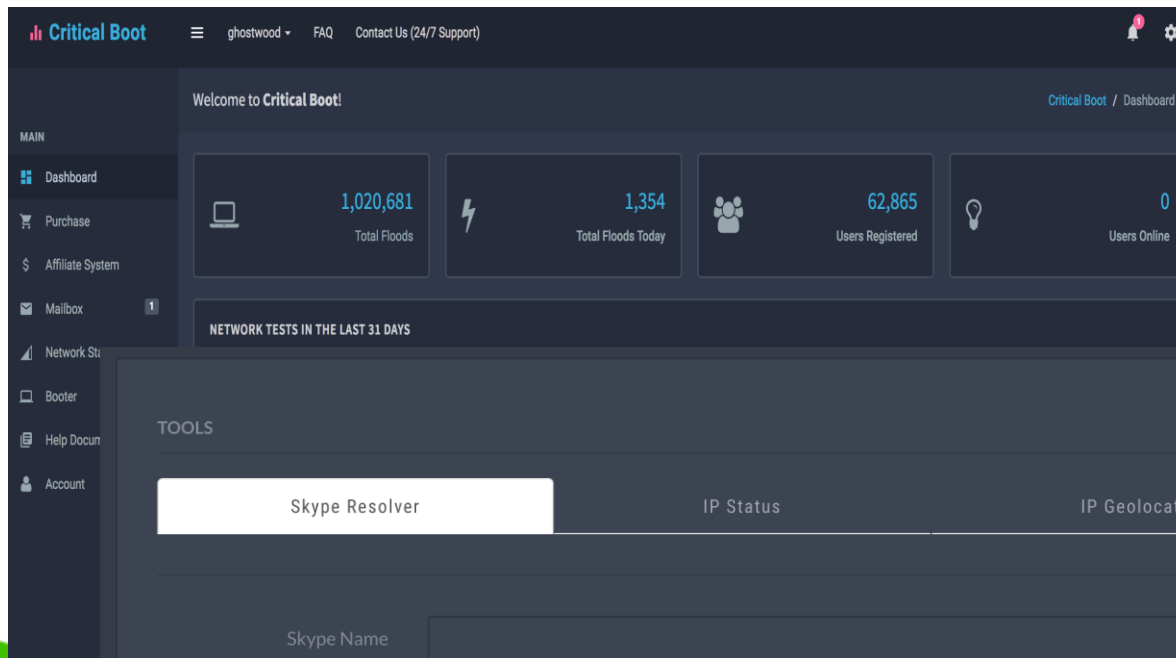
15 - 30Gbps

\$200

BITCOIN

Functionality

- Fancy dashboard
- Different attack vectors
- Network tools, etc.



FLOOD VECTORS AND STATISTICS

⚡ **SNMP** SNMP Reflection
23% Most Used Globally (15337 Floods)

⚡ **MC** Minecraft Layer 7 Server Tester
21% Most Used Globally (14173 Floods)

⚡ **TS3** TeamSpeak3 Layer 7 Server Tester
16% Most Used Globally (10380 Floods)

⚡ **NTP** Amplified NTP Attack
14% Most Used Globally (9153 Floods)

⚡ **RAWUDP** Randomized UDP
3% Most Used Globally (2065 Floods)

⚡ **ACK** TCP ACK Flood

TOOLS

Skype Resolver

IP Status

IP Geolocation

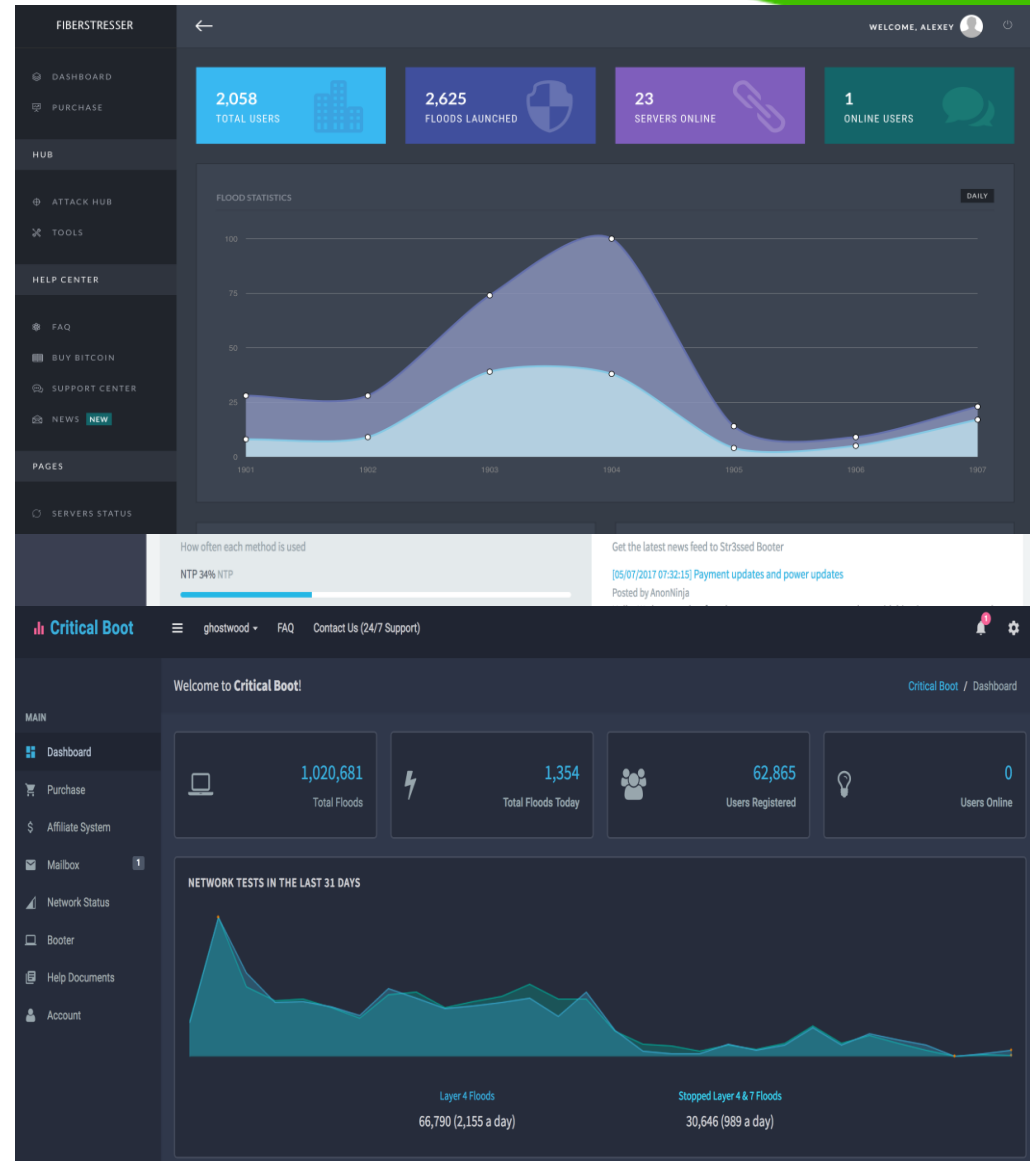
Domain to IP

Skype Name

RESOLVE SKYPE

Code reuse

- Individual attack scripts reused widely
- Limited set of kits (control panel)
- Also some operators set multiple fronts



Bottom line

Service:

- \$15-250/month

DIY:

- Kit - \$100-600 (one time)
- Hosting - \$100-250/month
- Time spent on forums

Questions

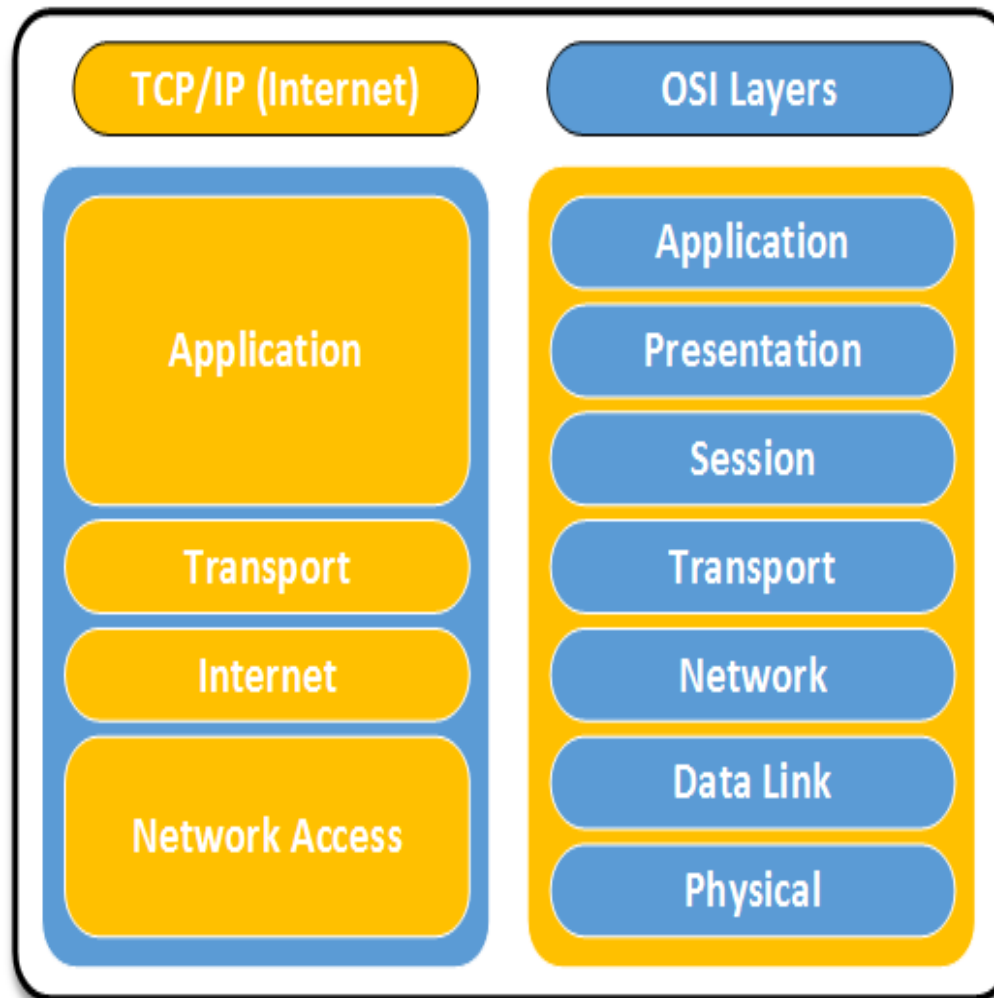


Attack Surface

Overview

- Attack Surface
- Correlation between layer and type of attack

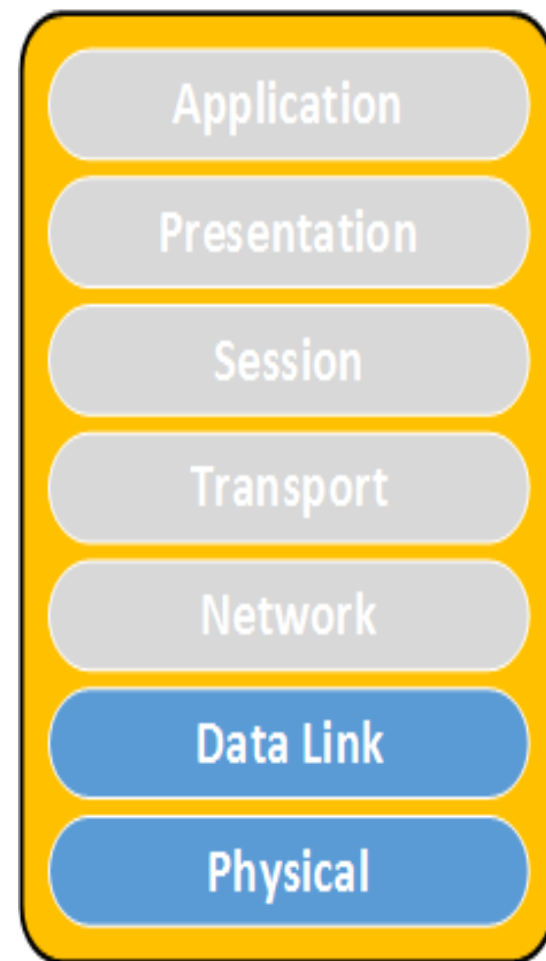
Network Layers – OSI vs Internet Model



Physical and Data-link Layers

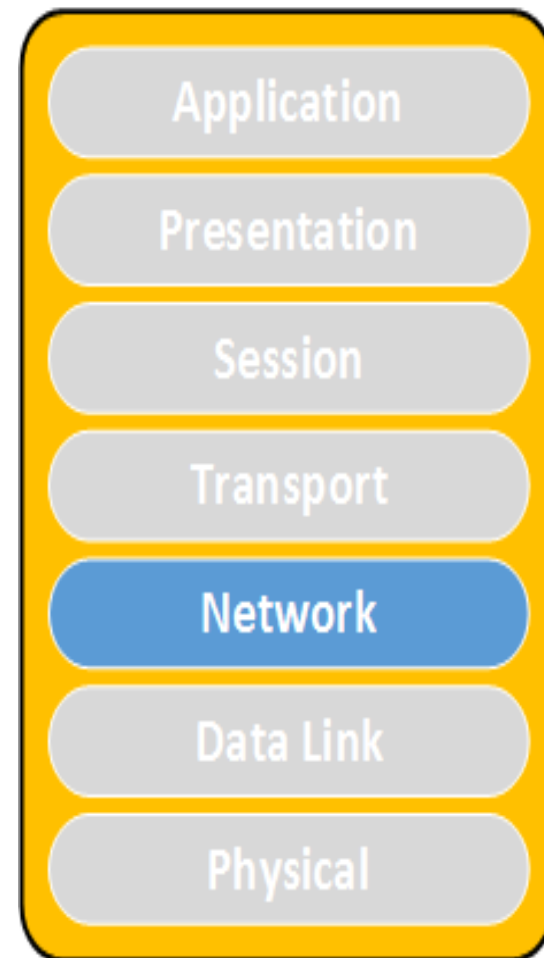
- Cut cables
- Jamming
- Power surge
- EMP

- MAC Spoofing
- MAC flood
- Wi-Fi Deauthentication



Network Layer

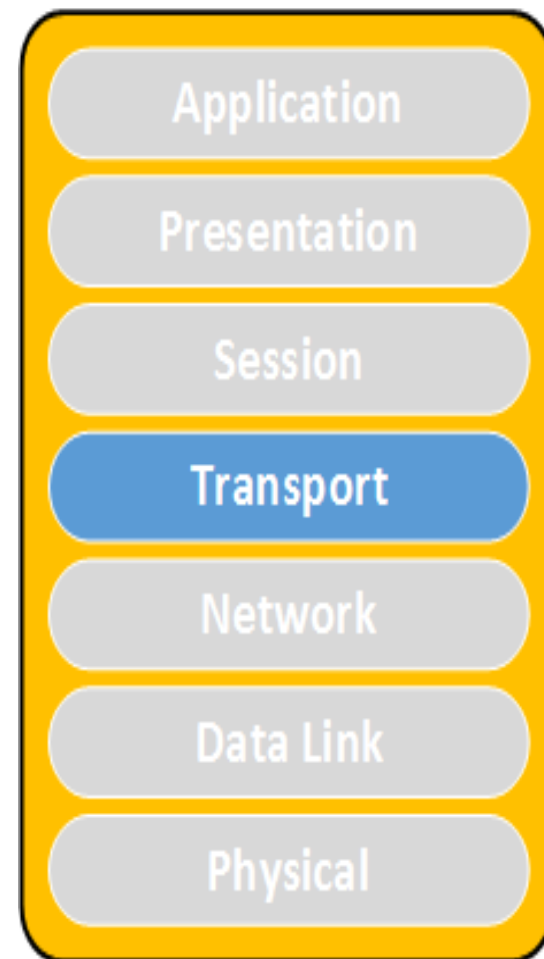
- Floods (ICMP)
- Teardrop
(overlapping IP segments)



Transport Layer

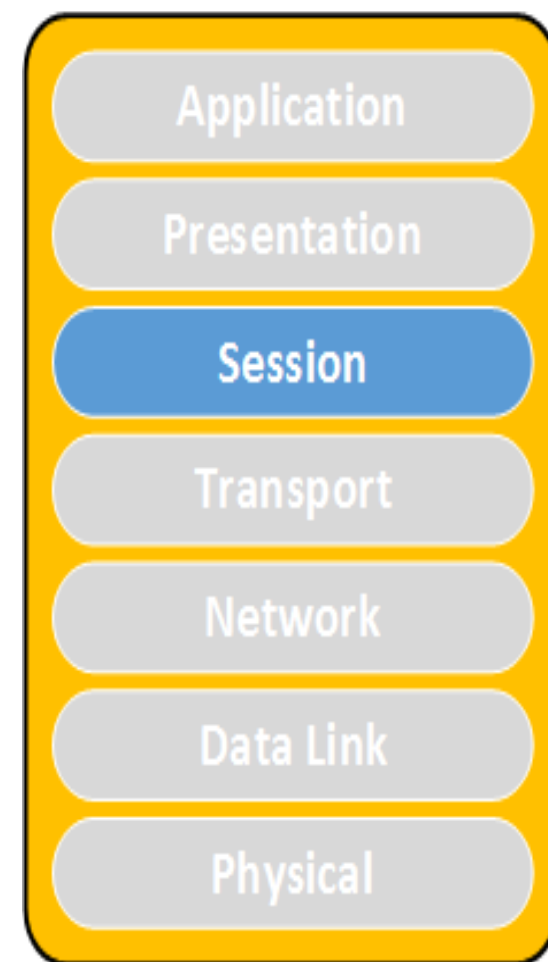
- SYN Flood
- RST Flood
- FIN Flood
- You name it...

- Window size 0
(looks like Slowloris)
- Connect attack
- LAND (same IP as src/dst)



Session Layer

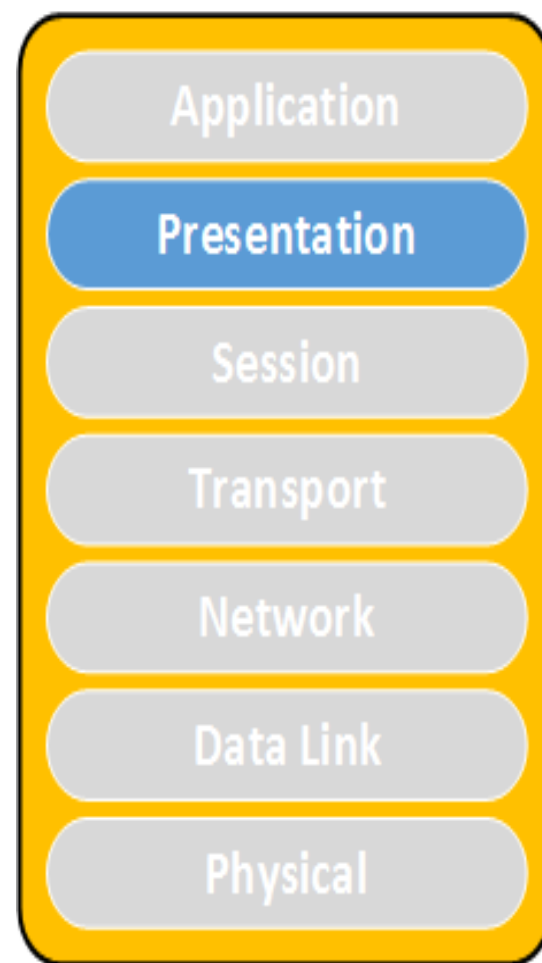
- Slowloris
- HTTP POST attack
- Sending data to a port with no NL/CR characters in it



Presentation Layer

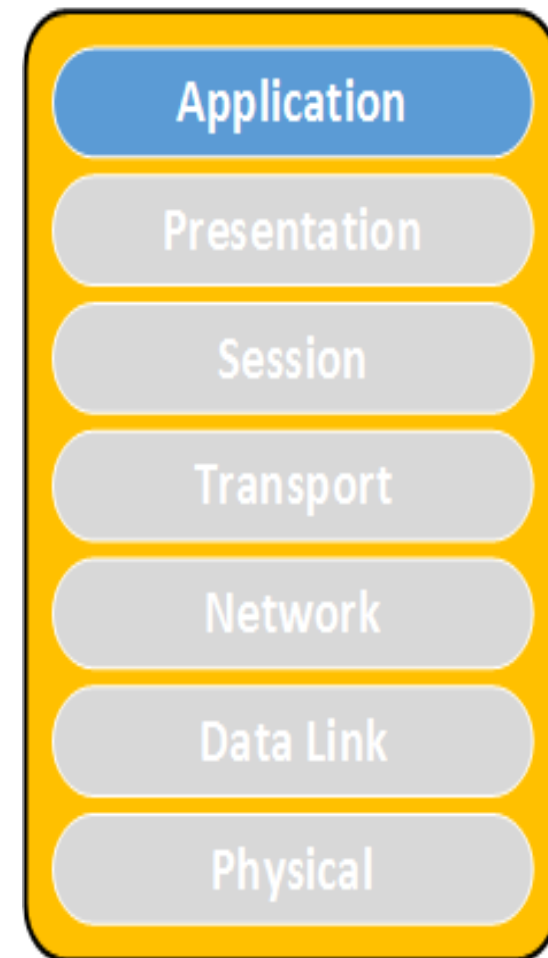
- Expensive queries (repeated many times)
- XML Attacks (Billion laughs attack)

```
<!DOCTYPE lolz  
[  
  <!ENTITY lol1 "&lol2;">  
  <!ENTITY lol2 "&lol1;">  
]>  
<lolz>&lol1;</lolz>
```

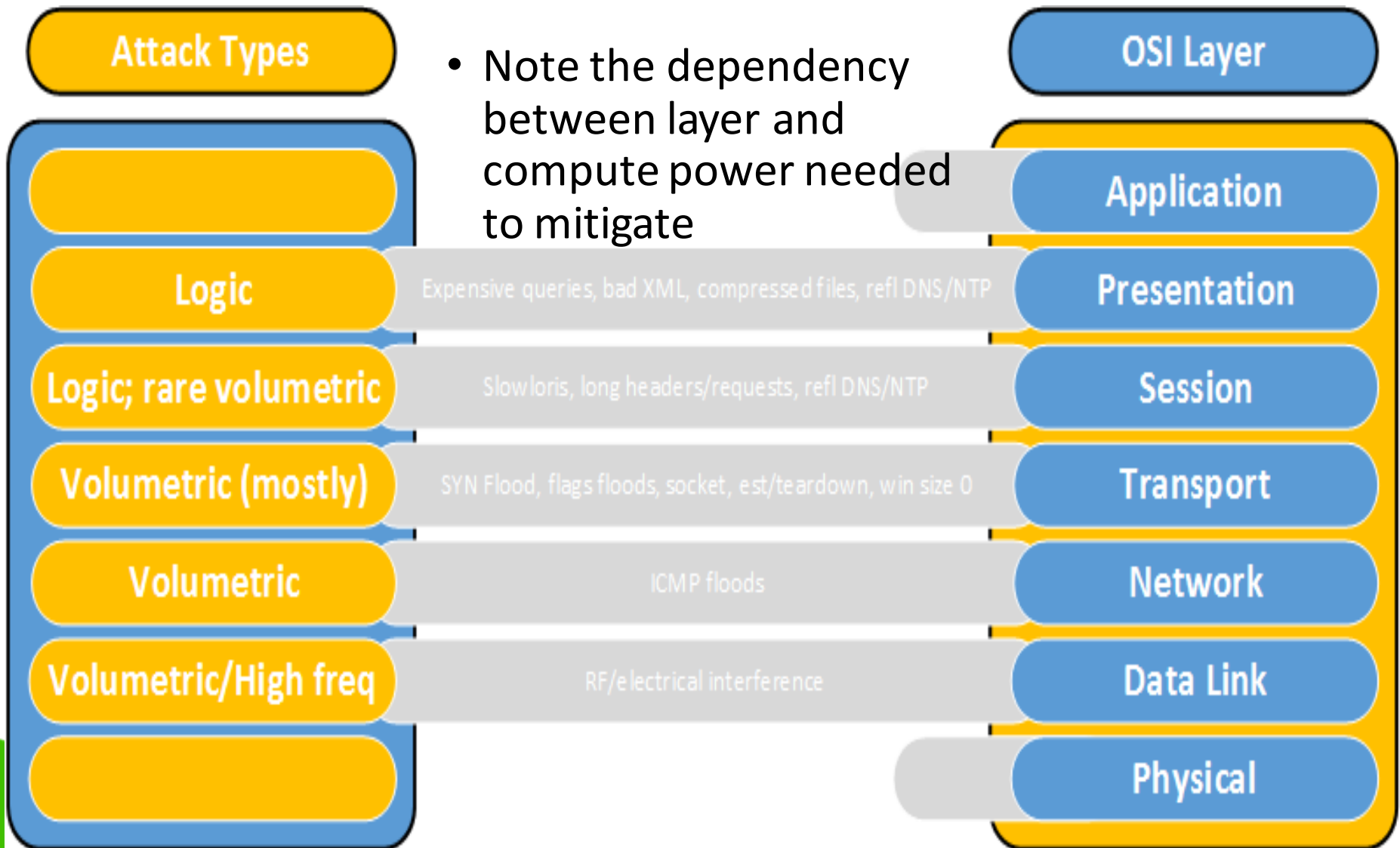


Application Layer

- Depends on the application
- Black fax
- Often confused with Internet Model Application Layer attacks.



Attack summary by layer



Questions



Network Technology

Overview

- Sockets
- TCP state machine
- Three way handshake
- Use of some basic tools
- DNS Resolution

Sockets

Sockets

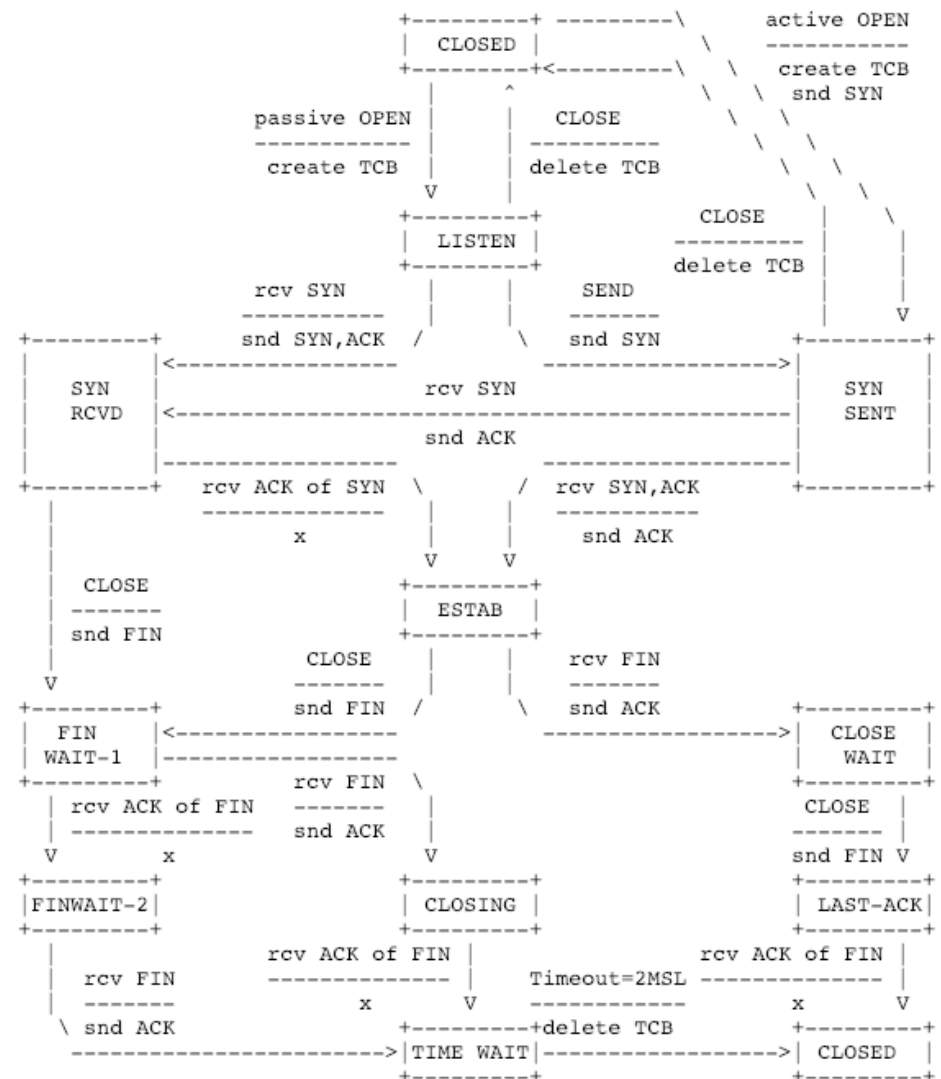
- Socket is an abstraction allowing an application to bind to a transport layer address (aka network port)
- It is described by a finite-state machine
- Throughout its life time it goes through a number of states

Socket States

- Here are some of the socket states of importance:
 - CLOSED – start state
 - LISTEN – waiting for a connection request
 - SYN_SENT – initiated a connection
 - SYN_RECV – received request still negotiating
 - ESTABLISHED – connection working OK
 - CLOSE_WAIT – waiting for the application to wrap up
 - FIN-WAIT1/2, CLOSING, LAST_ACK – one side closed the connection
 - TIME-WAIT – waiting for 2 x MSL

Socket State Diagram

- As described in RFC 791:

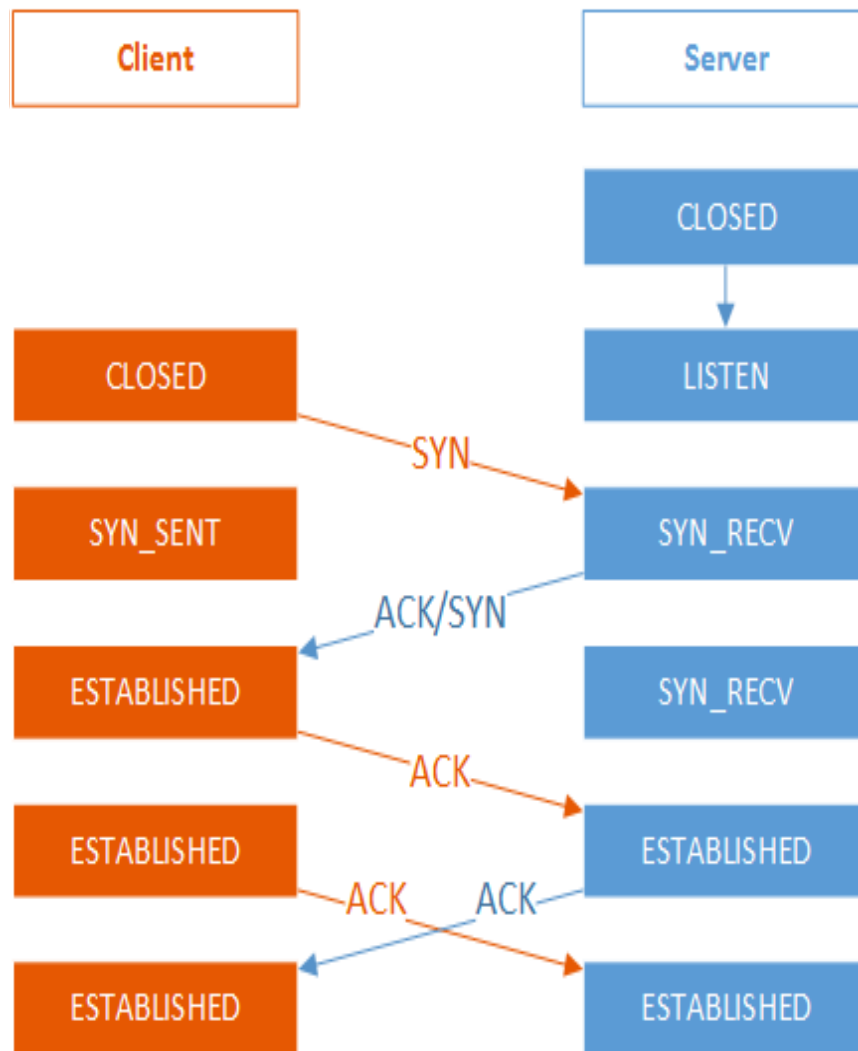


Source: RFC 791

Opening a TCP connection

Let's review the sequence for opening a connection

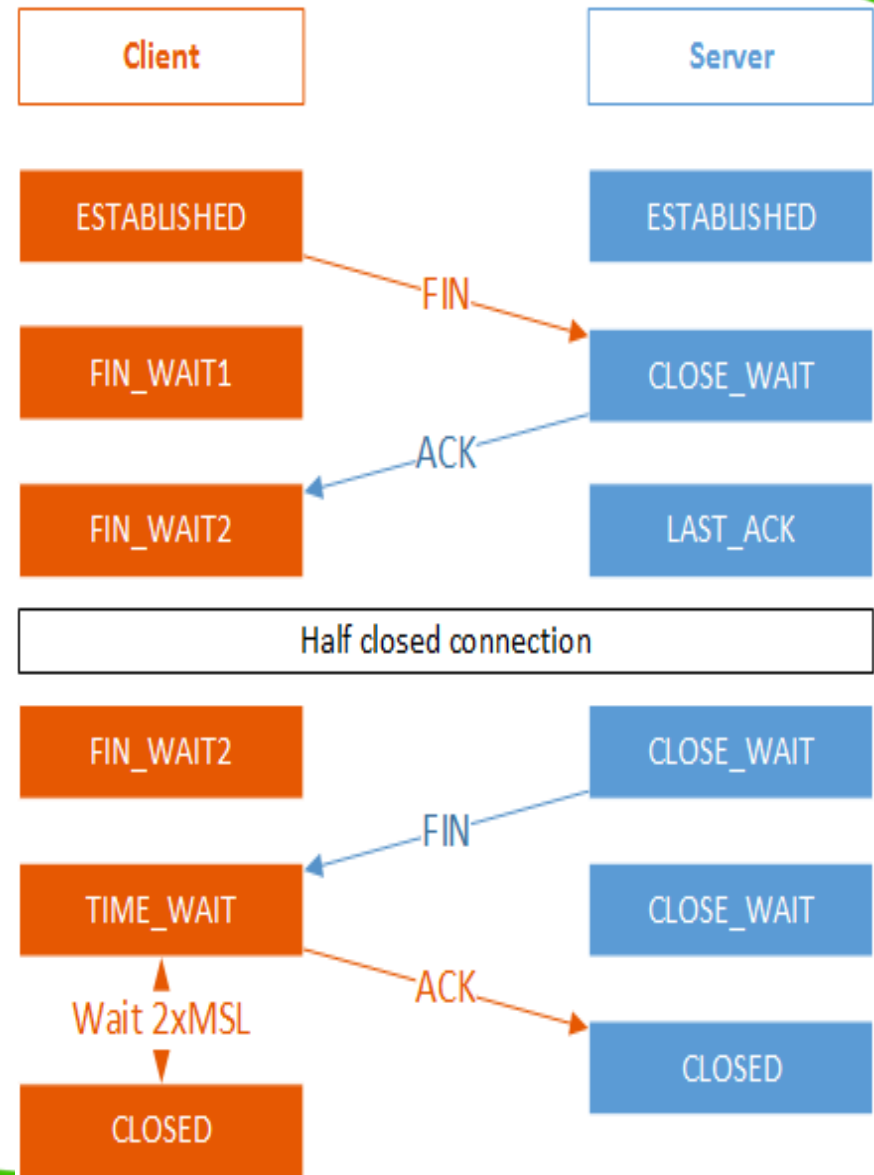
- Server side opens a port by changing to LISTEN state
- Client sends a SYN packet and changes state to SYN_SENT
- Server responds with SYN/ACK and changes state to SYN_RECV. For the client this is ESTABLISHED connection
- Client has to ACK and this completes the handshake for the server
- Packet exchange continues; both parties are in ESTABLISHED state



Closing a TCP connection

Sequence for closing a connection

- Both parties are in ESTABLISHED state
- One side initiates closing by sending a FIN packet and changes state to FIN_WAIT1; this changes the other side to CLOSE_WAIT
- It responds with ACK and this closes one side of the connection
- We are observing a half closed connection
- The other side closes the connection by sending FIN
- And the first side ACKs
- The first side goes into a wait for 2 times the MSL time (by default 60 seconds)



Use of netstat for troubleshooting

```
[root@knight ghost]# netstat -nap | grep 12345
```

```
tcp      0      0 0.0.0.0:12345          0.0.0.0:*              LISTEN    2903/nc
```

```
[root@knight ghost]# netstat -nap | grep 12345
```

```
tcp      0      0 127.0.0.1:12345        127.0.0.1:49188        ESTABLISHED 2903/nc
```

```
[root@knight ghost]# netstat -nap | grep 12345
```

```
tcp      0      0 127.0.0.1:49188        127.0.0.1:12345        TIME_WAIT  -
```

```
[root@knight ghost]# netstat -nap | grep 12345
```

```
[root@knight ghost]#
```

Questions

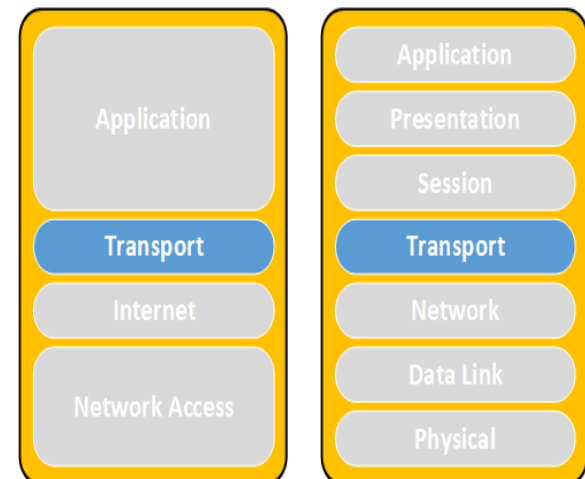


Attacks

Overview

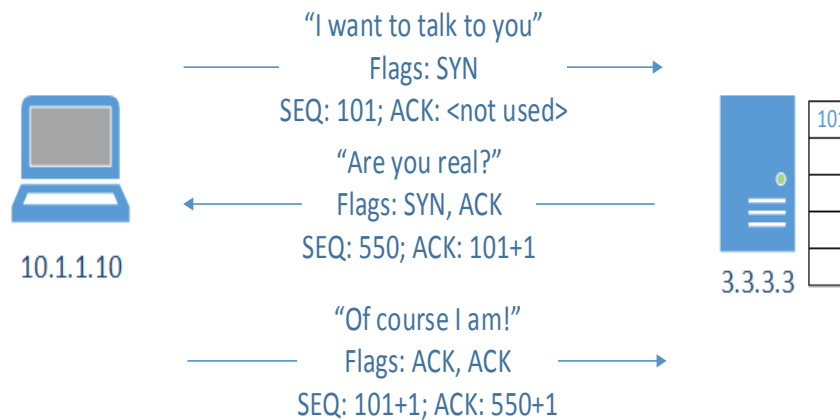
- SYN Flood
- SYN Cookies
- Socket Exhaustion (socket reuse)
- Sloworis

SYN Flood



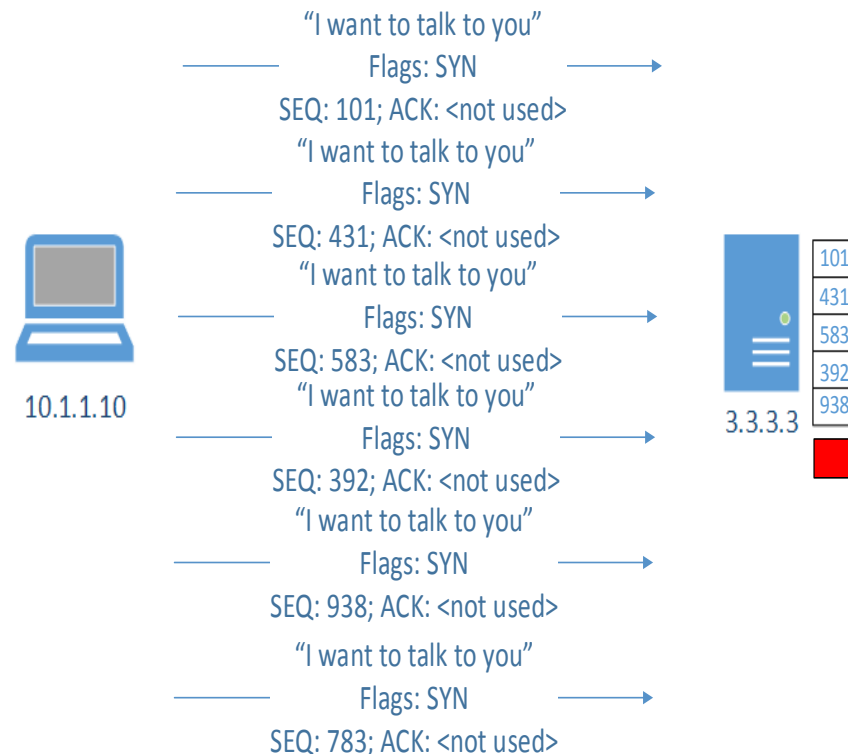
What is a SYN flood?

- What is a 3-way handshake?



SYN flood

- Exploits the limited slots for pending connections
- Overloads them



SYN flood through the eyes of netstat

- netstat -anp

Active Internet connections (servers and established)

Proto	Recv-Q	Send-Q	Local Address	Foreign Address	State	PID/Program name
tcp	0	0	0.0.0.0:111	0.0.0.0:*	LISTEN	1339/rpcbind
tcp	0	0	0.0.0.0:33586	0.0.0.0:*	LISTEN	1395/rpc.statd
tcp	0	0	192.168.122.1:53	0.0.0.0:*	LISTEN	1962/dnsmasq
tcp	0	0	127.0.0.1:631	0.0.0.0:*	LISTEN	1586/cupsd
tcp	0	0	127.0.0.1:25	0.0.0.0:*	LISTEN	2703/sendmail: acce
tcp	0	0	127.0.0.1:25	127.0.0.1:49718	SYN_RECV	-
tcp	0	0	127.0.0.1:25	127.0.0.1:49717	SYN_RECV	-
tcp	0	0	127.0.0.1:25	127.0.0.1:49722	SYN_RECV	-
tcp	0	0	127.0.0.1:25	127.0.0.1:49720	SYN_RECV	-
tcp	0	0	127.0.0.1:25	127.0.0.1:49719	SYN_RECV	-
tcp	0	0	127.0.0.1:25	127.0.0.1:49721	SYN_RECV	-
tcp	0	0	127.0.0.1:25	127.0.0.1:49716	SYN_RECV	-

SYN on the wire

42	20.257541000	52.130.150.254	127.0.0.1	TCP	56 46036 > http	[SYN]
43	20.257563000	78.94.151.254	127.0.0.1	TCP	56 49654 > http	[SYN]
44	20.257574000	120.165.150.254	127.0.0.1	TCP	56 21280 > http	[SYN]

▶ Frame 42: 56 bytes on wire (448 bits), 56 bytes captured (448 bits) on interface 0
▶ Linux cooked capture
▼ Internet Protocol Version 4, Src: 52.130.150.254 (52.130.150.254), Dst: 127.0.0.1 (127.0.0.1)
Version: 4
Header length: 20 bytes
▶ Differentiated Services Field: 0x00 (DSCP 0x00: Default; ECN: 0x00: Not-ECT (Not ECN-Capable Trans
Total Length: 40
Identification: 0xd701 (55041)
▶ Flags: 0x00
Fragment offset: 0
Time to live: 255
Protocol: TCP (6)
▶ Header checksum: 0x9a4c [validation disabled]
Source: 52.130.150.254 (52.130.150.254)
Destination: 127.0.0.1 (127.0.0.1)
[Source GeoIP: Unknown]
[Destination GeoIP: Unknown]
▼ Transmission Control Protocol, Src Port: 46036 (46036), Dst Port: http (80), Seq: 0, Len: 0
Source port: 46036 (46036)
Destination port: http (80)
[Stream index: 35]
Sequence number: 0 (relative sequence number)
Header length: 20 bytes
▶ Flags: 0x002 (SYN)
Window size value: 65535
[Calculated window size: 65535]
▶ Checksum: 0xb9c2 [validation disabled]

- Attacker
 - Random IP address/port
- Target
 - 127.0.0.1:80
- Pay attention to the SYN flag!

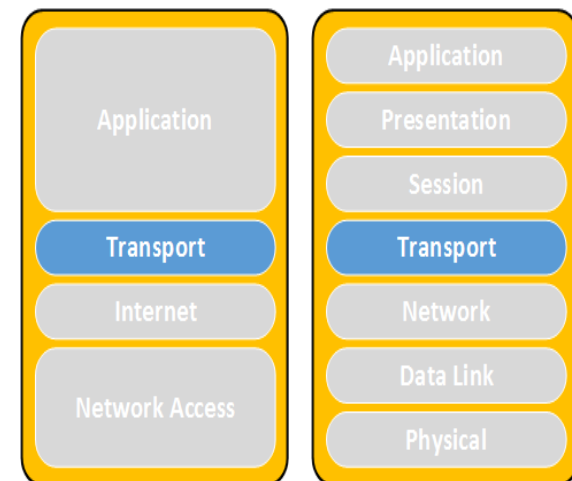
What is a SYN cookie?

- Preserves information in ISN (initial sequence number)
- SYN Cookie:
Timestamp % 32 + MSS + 24-bit hash
- Components of 24-bit hash:
 - server IP address
 - server port number
 - client IP address
 - client port
 - timestamp >> 6 (64 sec resolution)

Questions



Socket Exhaustion



Socket Exhaustion

- What is a socket?
- What is Maximum Segment Lifetime (MSL)?
 - How old is the Internet?
 - What is Time To Live (TTL) measured in?
- What is socket exhaustion?

Socket Exhaustion through the eyes of netstat

- Socket exhaustion would look like this:

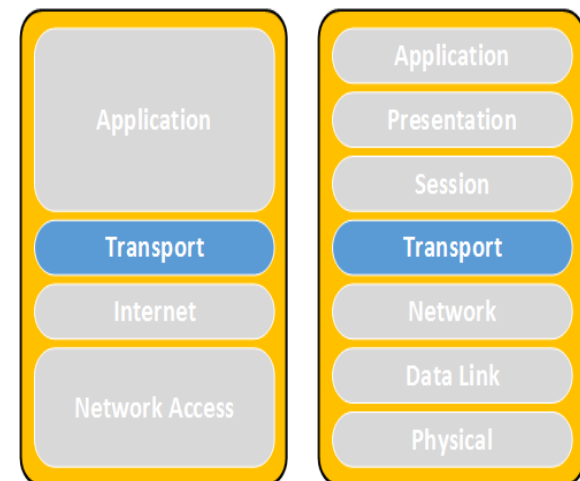
Active Internet connections (servers and established)

Proto	Recv-Q	Send-Q	Local Address	Foreign Address	State	PID/Program name
tcp	0	0	0.0.0.0:111	0.0.0.0:*	LISTEN	1339/rpcbind
tcp	0	0	0.0.0.0:33586	0.0.0.0:*	LISTEN	1395/rpc.statd
tcp	0	0	192.168.122.1:53	0.0.0.0:*	LISTEN	1962/dnsmasq
tcp	0	0	127.0.0.1:631	0.0.0.0:*	LISTEN	1586/cupsd
tcp	0	0	127.0.0.1:25	0.0.0.0:*	LISTEN	2703/sendmail: acce
tcp	0	0	0.0.0.0:1241	0.0.0.0:*	LISTEN	1851/nessusd: waiti
tcp	0	0	127.0.0.1:25	127.0.0.1:60365	TIME_WAIT	-
tcp	0	0	127.0.0.1:25	127.0.0.1:60240	TIME_WAIT	-
tcp	0	0	127.0.0.1:25	127.0.0.1:60861	TIME_WAIT	-
tcp	0	0	127.0.0.1:25	127.0.0.1:60483	TIME_WAIT	-
tcp	0	0	127.0.0.1:25	127.0.0.1:60265	TIME_WAIT	-
tcp	0	0	127.0.0.1:25	127.0.0.1:60618	TIME_WAIT	-
tcp	0	0	127.0.0.1:25	127.0.0.1:60407	TIME_WAIT	-
tcp	0	0	127.0.0.1:25	127.0.0.1:60423	TIME_WAIT	-
tcp	0	0	127.0.0.1:25	127.0.0.1:60211	TIME_WAIT	-
tcp	0	0	127.0.0.1:25	127.0.0.1:60467	TIME_WAIT	-
tcp	0	0	127.0.0.1:25	127.0.0.1:60213	TIME_WAIT	-

Questions



Slowloris

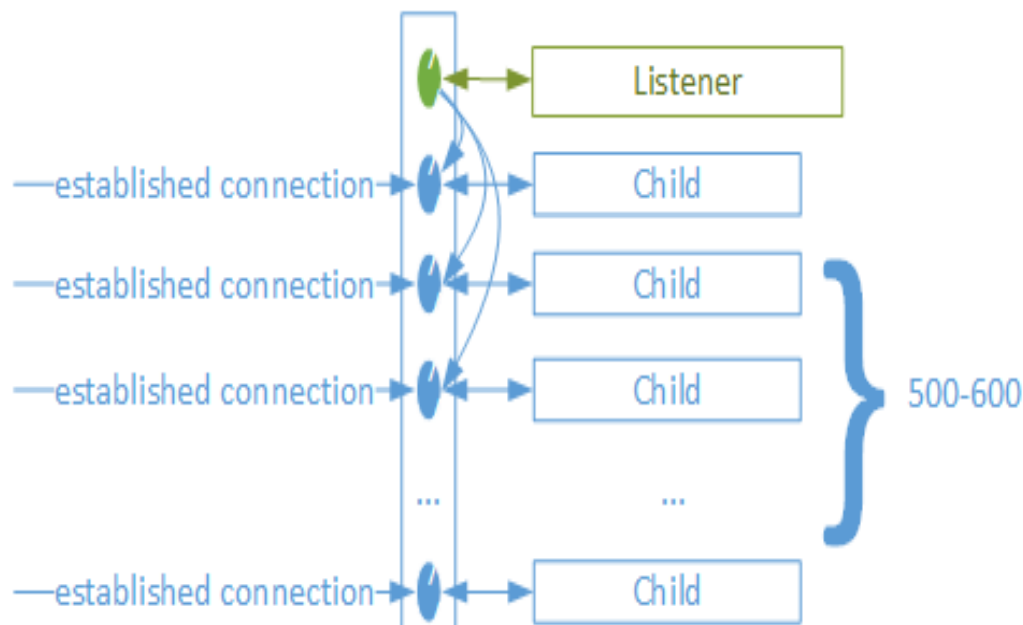


Connection handling architectures

- Process based connection handling?
 - Think “Apache”
- Event based connection handling?
 - Think “nginx”

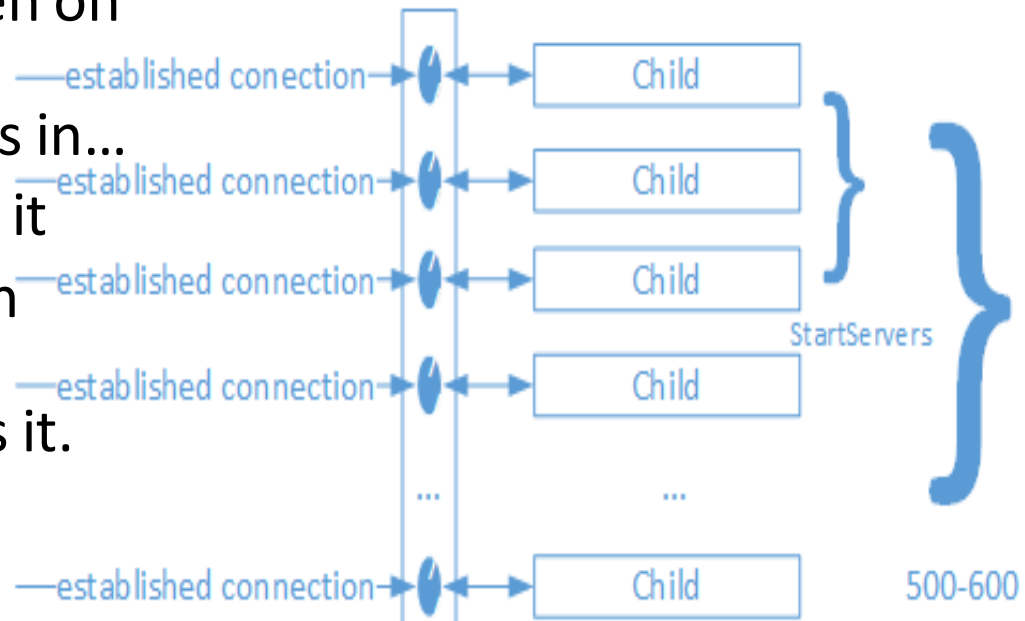
Process oriented explained

- Listener opens sockets
- New connection comes in
- Process forks; separate process handles the connection
- New connection comes in
- Process forks; separate process handles the connection
- ...and so on...
- ...usually with up to 500-600 concurrent process copies



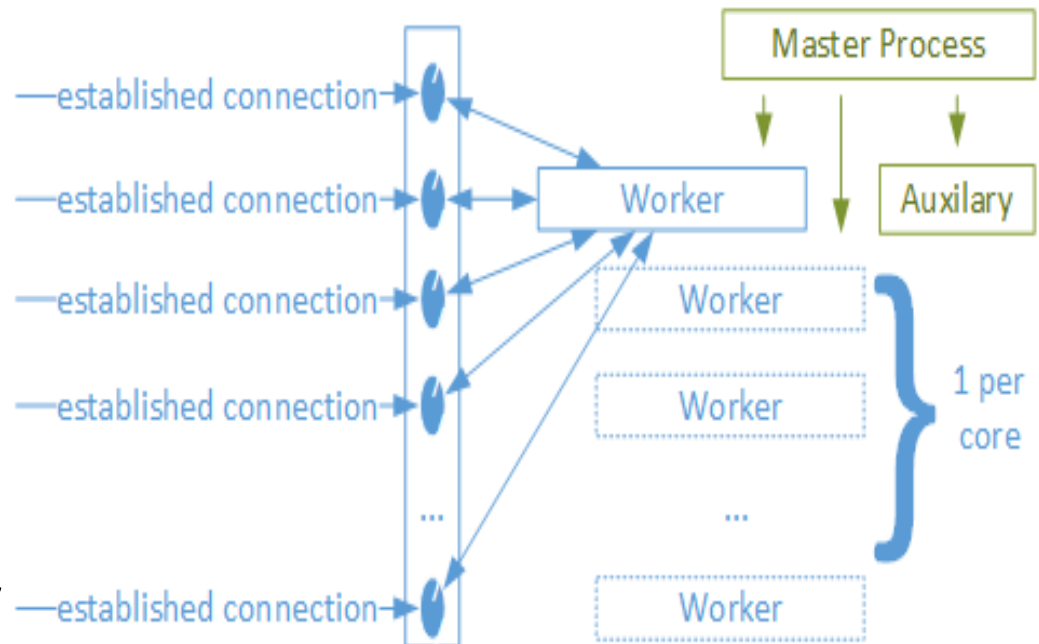
Apache web server (simplified)

- Few child processes listen on a socket
- A new connection comes in...
- ...and one of them takes it
- Another new connection comes in...
- ...and the next one takes it.
- Pool is exhausted; new processes are spawned (forked)
- ...and so on...
- Up to about 500-600
- The initial set is defined by StartServers



Nginx (simplified)

- Master Process controls logistics
- Support processes (cache management)
- Worker processes process connections
- One or more...
 - ...one per core
- Each worker can handle many sockets concurrently
- A new connection comes in
 - ...and is established;
 - ...and so on...



Slowloris

- Exploits the process based model but opening a number of concurrent connections and holds them open for as long as possible with the least amount of bandwidth possible.

Slowloris request

- Request:

send: GET /pki/crl/products/WinPCA.crl HTTP/1.1

wait...

send: Cache-Control: max-age = 900

wait...

send: Connection: Keep-Alive

wait...

send: Accept: */*

wait...

send: If-Modified-Since: Thu, 06 Aug 2015 05:00:26 GMT

wait...

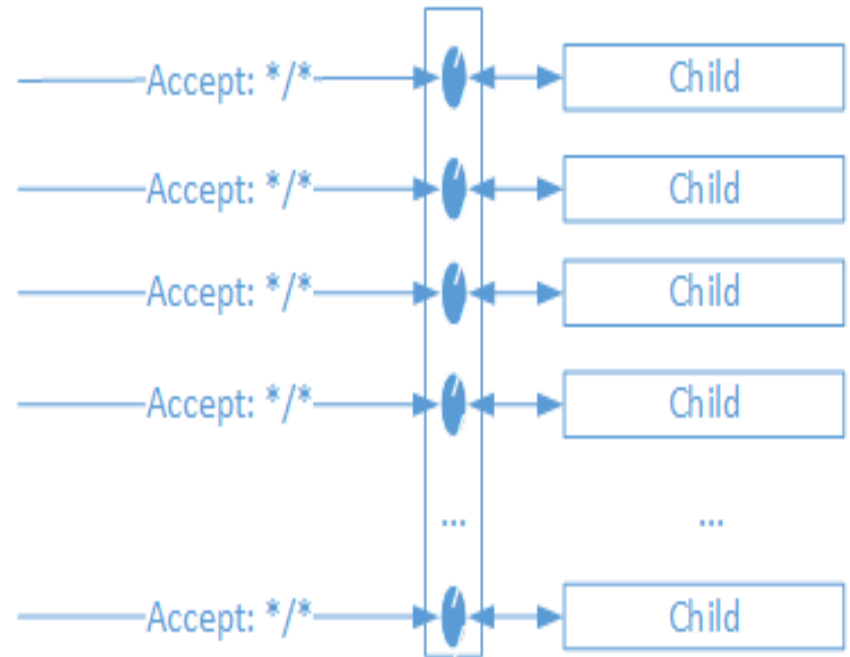
send: User-Agent: Microsoft-CryptoAPI/6.1

wait...

send: Host: crl.microsoft.com

Slowloris illustrated

- The client opens a connection and sends a request...
 - ...then another...
 - ...and another...
 - ...and so on.
- ...and waits...
- ...and sends the next header
- ...and so for each connection
- ...and so on...



Slowloris mitigation

- Change of the software architecture
- Use of event driven reverse proxy to protect the server (like nginx)
- Dedicated hardware devices

Questions



Reflection and amplification attacks

Two different terms

- Reflection
using an intermediary to deliver the attack traffic
- Amplification
ability to deliver larger response than the query traffic

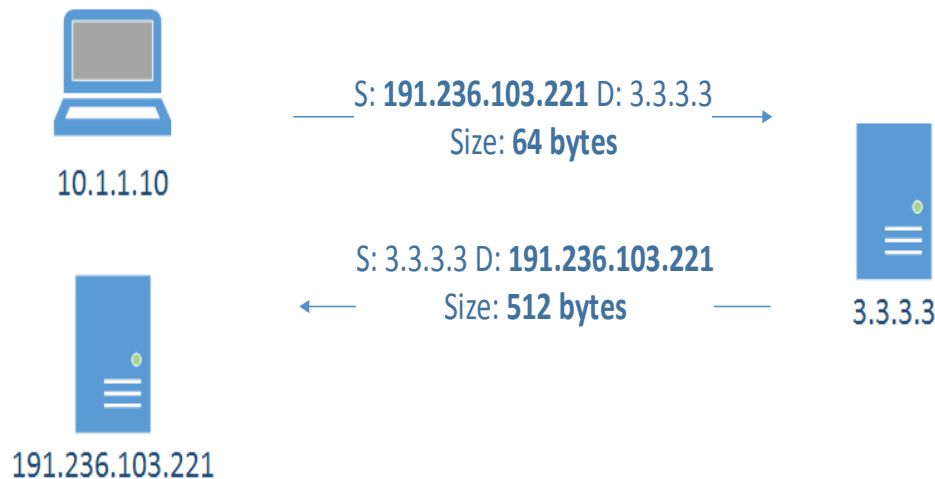
Reflection

Reflection attacks

- Attacks where the an unwilling intermediary is used to deliver the attack traffic
- The attacker would normally send a packet with a forged source IP address to an intermediary. The forged source address is going to be the one of the target. The intermediary will respond and this packet will go to the target instead of the attacker

What is reflection(ed) attack?

- Attacks where the an unwilling intermediary is used to deliver the attack traffic
- Attacker sends a packet with a spoofed source IP set to the victim's
- Reflectors respond to the victim



Reflector types


The ones that are of interest are:

- DNS
- NTP
- SSDP
- SNMP
- RPC (reported lately but not really large)

Amplification

What is amplification attack?

- Asymmetric attack where response is much larger than the original query



Amplifiers types

- The ones that are of interest and provide amplifications are:
 - DNS
 - SSDP
 - NTP
 - SNMP
- Amplification factors:
<https://www.us-cert.gov/ncas/alerts/TA14-017A>

Amplification quotients

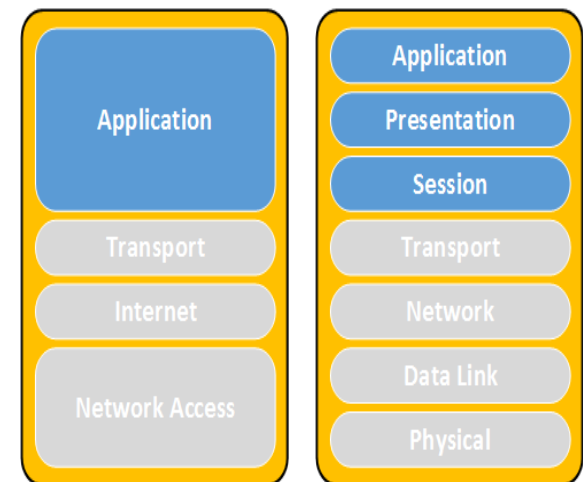
Protocol	Bandwidth Amplification Factor	Vulnerable Command
DNS	28 to 54	Multiple
NTP	556.9	Multiple
SNMPv2	6.3	GetBulk request
NetBIOS	3.8	Name resolution
SSDP	30.8	SEARCH request
CharGEN	358.8	Character generation request
QOTD	140.3	Quote request
BitTorrent	3.8	File search
Kad	16.3	Peer list exchange
Quake Network Protocol	63.9	Server info exchange
Steam Protocol	5.5	Server info exchange

- Source: US-CERT: <https://www.us-cert.gov/ncas/alerts/TA14-017A>

Questions

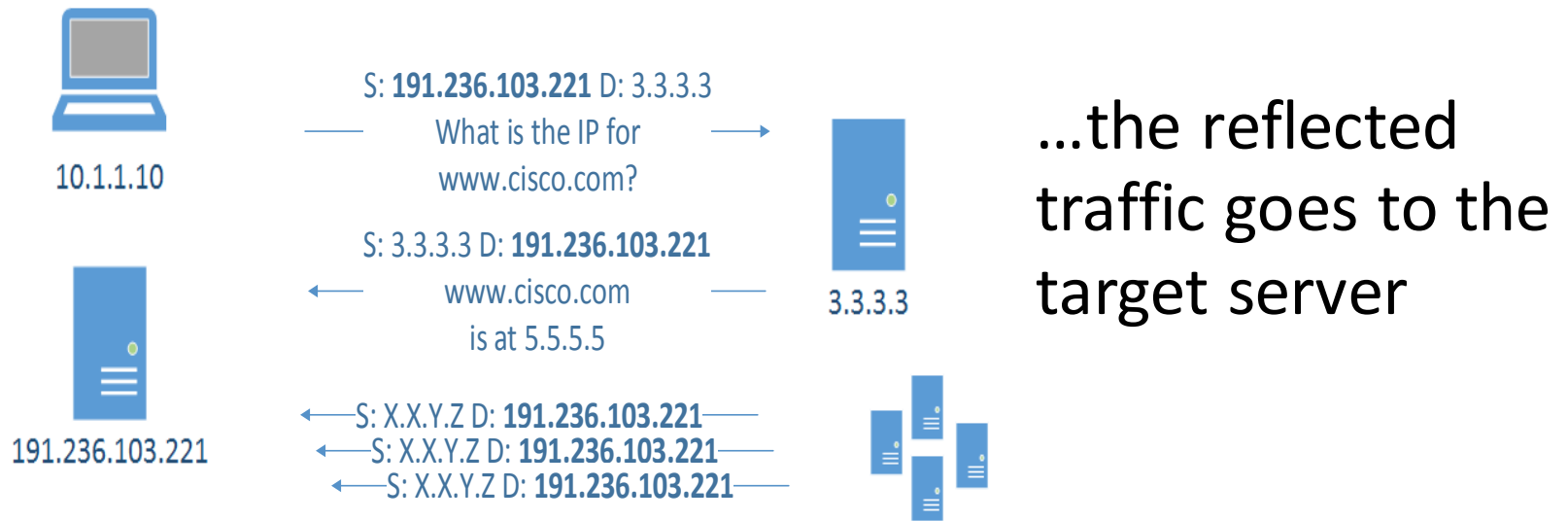


DNS Reflection



What is DNS reflection attack?

- What happens if an attacker forges the victim address as its source?



... and what if hundreds of misconfigured open DNS resolvers are used?

Consider this query

- Triggered by something like:

`dig ANY isc.org @3.3.3.3`

- Example:

`~$ dig ANY isc.org @172.20.1.1 # My home lab`

Flip over for the answer

Consider this (cont'd)

ghostwood@sgw:~\$ dig ANY isc.org @172.20.1.1

;; ANSWER SECTION:

isc.org. 481 IN RRSIG DS 7 2 86400 20130607155725 20130517145725 42353 org. KHM509DaFMx416/7xXhaD9By0NrQCiQ4kbnqi6oq2VocZRREAbUHHrAY
KydIgK05vOaw6l1FyB6/oiODkk3yyHspciwdVjlefu4PktdUnd1IQxW 791q/jWgHBL5iQqigBYv7Z5Ify1ENn+6fPOchAywWqEBYcdqW8pzzOjz zLU=

isc.org. 481 IN DS 12892 5 2 F1E184C0E1D615D20EB3C223ACED3B03C773DD952D5F0EB5C777586D E18DA6B5

isc.org. 481 IN DS 12892 5 1 982113D08B4C6A1D9F6AEE1E2237AEF69F3F9759

isc.org. 5725 IN RRSIG A 5 2 7200 20130620134150 20130521134150 50012 isc.org. iCBy1Jj9P6mXVYjaSc62JClrZW+hvYAUGHo7WwRmxGRaipS8I9+LCvRI
2erglomkBP79m9ahnFOXWEAaeA6TIHClGxOkgrk3hBtMFjUB9rhvklm uxO2D8gc1DJDL5egfpJCF2flTFhEvWzeMt6QGNwicWMxBsFHCxM7Fms D8I=

isc.org. 5725 IN A 149.20.64.42

isc.org. 5725 IN RRSIG DNSKEY 5 2 7200 20130620130130 20130521130130 12892 isc.org. dfxTGA/f6vdhulqojp+Konkdt8c4y3WiU+Vs5TjznvhdEyH14qPh/cHh
+y1vA6+gAwTHI4X+GpzctNxiElwaSwVu3m9Nocniwl/AZQoL/SyDgEsl bJM/X+ZXY5qrqQrV2grOcKAAA91Bus3behYQZTsdh2TStAKjKINEgvm
yQ5xWEo6zE3p0ygtPq4eMNO4fRT9UQDhTRD3v3ztxFINXKvBsQWZGBH0 5tQcbC6xnGyn1bBptJEEGHCBG01nclt1MCyEf98VGHKJFeowORiirDQ3
cjJRFPTCCkA8n4j8vnsimIUP/TGI+Mg4ufAZpE96jlnvFBsdC/iOo6i XkQVIA==

isc.org. 5725 IN RRSIG DNSKEY 5 2 7200 20130620130130 20130521130130 50012 isc.org. o18F3KIFkYedFRw1e5MP4qDo3wSg0XK9I5WCYD75aGhs9RI5eyc/6KEW
Se4IZXRhf6d77xXlerMYCrsfh/GHdjPRoE1xL/nzH/hTBJAI9XDbC5I/ EUpFIGVLvdQy43XKtywm0j2nyc5MdGa2VeLKO+hHTmH3St3pGRVJp2IK 5Z0=

isc.org. 5725 IN DNSKEY 257 3 5 BEAAAAOhHQDBrhQbtphgq2wQUPEQ5t4DtUHxoMVFu2hWLDmvoOMRXjGr hhCeFvAZih7yJHf8ZGfW6hd38hXG/xyIYCO6Krpbdjwx8YMXLA5/ka+
u50WIL8ZR1R6KTbsYVMf/Qx5RiNbPCLw+vT+U8eXElmO20jS1Ulgqy3 47cBB1zMnnz/4LpA0da9Cbkj3A254T515sNIMcwsB8/2+2E63/zZrQz
Bkj0BrN/9Bexjiks3jRhZatEsXn3dT47R09Uix5WcJt+xzqZ7+ysyL KOOedS39Z7SDmsn2eA0FktQpwA6LXeG2w+jxmw3oA8IVUgEf/rzeC/bByBNsO70aEFTd

isc.org. 5725 IN DNSKEY 256 3 5 BQEAABWuH9Cem0BJ0QTO7C/a3McR6hMaufljs1dfG/inaJpYv7vH XTrAOm/MeKp+/x6eT4QLru0KoZkvZJnqTI8JyaFTw2OM/ItBfh/hL2Im
Cft2O7n3MfeqYtvjPhY7dWghYW4svfh7VVEGm958o9nfi79532Qeklxh x8pXWdeAaRU=

a.root-servers.net. 297269 IN A 198.41.0.4

a.root-servers.net. 415890 IN AAAA 2001:503:ba3e::2:30


b.root-servers.net. 298007 IN A 192.228.79.201

c.root-servers.net. 297373 IN A 192.33.4.12

d.root-servers.net. 297555 IN A 199.7.91.13

d.root-servers.net. 417805 IN AAAA 2001:500:2d::d

Reflection and Amplification



S: 191.236.103.221 D: 3.3.3.3

What is ANY isc.org

S: 3.3.3.3 D: 191.236.103.221

```
ghostwood@egw:~$ dig ANY isc.org @172.20.1.1
;; ANSWER SECTION:
isc.org. 481 IN RRSIG DS 7 2 8400 20130507155725 20130517145725 42353
org.KH/A69DaFJw41s/7xXhaD95y0NqCIG4k8q8sq2VocZREAbLHHAY
KydGKO5/Oawd11Fj8s/aIOkx8yYHqCkvdJyJefu4PcdUhd1IGxVW791q/
jVgHBL5GQg8Yv7Z5IF1BNn#FPOchAyyWNe5YcdqV6paxOjxLz
isc.org. 481 IN DS 12892 5 2
F1E184C0E1D61SD20E53C223ACE0D803C773DD952D5F0E55C77758AD E18DA655
isc.org. 481 IN DS 12892 5 1
982113DD0854C6A1D9FAAEE1E2237AEF69F9F9759
isc.org. 5725 IN RRSIG A 5 27200 20130520134150 20130521134150 50012
isc.org.iCBylJ9P6mVYp8scs2JChZWhv/AUGb7VWwrmG8ap38P+LOvR
2erglom8B79m9ahnFOwNEAoueA6THCIGxQk9d3nBf/FJL8PmVdm
uxQD8gc1DvDU5egfpJCF2FFHvWael/HqGGuwVcVMX5eHOM/fFms D8le
isc.org. 5725 IN A 149.20.64.42
isc.org. 5725 IN RRSIG DNSKEYS 27200 20130520130130 20130521130130
12892 isc.org.dfnIGA/BvdhulqjotKonkd8c4y3WUHVd7anvnd5yHl4qPh/cHh
+ylVA6hgAwhHwXGpacctN8Eva8wWu3mNocnvl/AZG6L5yDgEdBJJY/
X4XY5argQrV2grOcKAA91BuadbeHVGITadotD3HAKQIN8ym
yQ5wMEod8E3p0yqFq4ef/NO4R9PUGDhTRD3v8xvFNXK68qVME8H0
5HGbC6xmGynl88pUEEGhCBG01ncH1/CD/ER8VGHKf6eovORIDGQ
cJlRFPCCOKA8n4BvnmLIP/TGHI/84R4pE95JmVfSadC/Ost1X6GVIA==
isc.org. 5725 IN RRSIG DNSKEYS 27200 20130520130130 20130521130130
50012 isc.org.o18P3KRyEdFRwle51P4qDo3v8g0X9SVCVDF5oGhR65eyc/sKEW
Se4ZDRhfd7X0er1YOzh/GHdPRoc1xL/n8HJhT5A/RXDeCS/
EUpFIGVLvdQ43XKtyvm02nyc5H/Ga2V6UoHhmm38qpGRVj2IK5Z0=
isc.org. 5725 IN DNSKEY 257 3 5
BEAAAACHHGDBmGbp8hgq2vGpEG6H4D+UhoM/F42hVMDA/voOM/RXjGr
hhCeFvA2h7yHBEIGAMhd38XGJxyl/CO8Kpbdajw8YV/KLAS/ka+
uS0VL8ZRI8KtbzVYV/Gx5RNBPClvH+L8eXEJmQ0J81Ugqy3 47c851st/nmz/
4LjA0da9CbQ4254T515aNIAtva85/2+2E53/zRtGa8kqBnV/
98xipk2jRnZoE2ln3dty47R9UxSVWcJhaqZ7hyajL
KO0ed83PZSDmn2a0FKGpva6LVeG2wjmjv8A8IVLgEfrac/bb y8NaO70aEffd
isc.org. 5725 IN DNSKEY 256 3 5 8QEAAA8vuuH9CeM08J0JGTOTC/
o3M8R8HJbUfj1dG/inoJpYv7vHXRtAOM/leKp+JdeT4QrU0KaZcJngqT8JyoRv2OM/
H8fh/n2lmCH2OTn3MfeqYnJn7dVghYVWwV#7YVEGm958o9n877532Gekih
x8pXVdeAoRU=
isc.org. 5725 IN DNSKEY 256 3 5 8QEAAA8vuuH9CeM08J0JGTOTC/
o3M8R8HJbUfj1dG/inoJpYv7vHXRtAOM/leKp+JdeT4QrU0KaZcJngqT8JyoRv2OM/
H8fh/n2lmCH2OTn3MfeqYnJn7dVghYVWwV#7YVEGm958o9n877532Gekih
x8pXVdeAoRU=
```



On the wire

127.5.5.5	Attack	127.0.0.1	DNS	70 Standard query 0x4918	A test.com
127.5.5.5	traffic	127.0.0.1	DNS	70 Standard query 0x4918	A test.com
127.5.5.5		127.0.0.1	DNS	70 Standard query 0x4918	A test.com
127.5.5.5		127.0.0.1	DNS	70 Standard query 0x4918	A test.com
127.0.0.1	Reflector	127.5.5.5	DNS	153 Standard query response 0x4918	A 192..
127.5.5.5	Target	127.0.0.1	ICMP	181 Destination unreachable (Port unreacha	

- Victim is 127.5.5.5
- Attacker spoofs traffic as if it comes from 127.5.5.5
- Reflector (127.0.0.1) responds to the query to the victim
- BACK SCATTER
Notice the victim is responding with port unreachable because there is nothing running on that UDP port.
This is called back-scatter

On the wire (details)

35820	128.14790100	127.5.5.5	127.0.0.1	DNS	70	Standard query 0x4918	A test.com
35821	128.14790800	127.5.5.5	127.0.0.1	DNS	70	Standard query 0x4918	A test.com
35822	128.14791500	127.5.5.5	127.0.0.1	DNS	70	Standard query 0x4918	A test.com
35823	128.14794100	127.0.0.1	127.5.5.5	DNS	153	Standard query response 0x4918	A 192.1
35824	128.14794400	127.5.5.5	127.0.0.1	ICMP	181	Destination unreachable (Port unreachable)	

▶ Frame 35820: 70 bytes on wire (560 bits), 70 bytes captured (560 bits) on interface 0

▶ Linux cooked capture

▶ Internet Protocol Version 4, Src: 127.5.5.5 (127.5.5.5), Dst: 127.0.0.1 (127.0.0.1)

▶ User Datagram Protocol, Src Port: 49249 (49249), Dst Port: domain (53)

▼ Domain Name System (query)

Transaction ID: 0x4918

▶ Flags: 0x0100 Standard query

Questions: 1

Answer RRs: 0

Authority RRs: 0

Additional RRs: 0

▼ Queries

▼ test.com: type A, class IN

Name: test.com

Type: A (Host address)

Class: IN (0x0001)

- Victim is 127.5.5.5
- Attack traffic from 127.5.5.5; port 49249
- To reflector 127.0.0.1; port 53

On the wire (details)

35820	128.14790100	127.5.5.5	127.0.0.1	DNS	70 Standard query 0x4918 A test.com
35821	128.14790800	127.5.5.5	127.0.0.1	DNS	70 Standard query 0x4918 A test.com
35822	128.14791500	127.5.5.5	127.0.0.1	DNS	70 Standard query 0x4918 A test.com
35823	128.14794100	127.0.0.1	127.5.5.5	DNS	153 Standard query response 0x4918 A 192.
35824	128.14794400	127.5.5.5	127.0.0.1	ICMP	181 Destination unreachable (Port unreacha

► User Datagram Protocol, Src Port: domain (53), Dst Port: 24058 (24058)

▼ Domain Name System (response)

[Request In: 34402]

[Time: 0.017424000 seconds]

Transaction ID: 0x4918

► Flags: 0x8580 Standard query response, No error

Questions: 1

Answer RRs: 1

Authority RRs: 1

Additional RRs: 2

▼ Queries

▼ test.com: type A, class IN

Name: test.com

Type: A (Host address)

Class: IN (0x0001)

▼ Answers

► test.com: type A, class IN, addr 192.168.1.1

▼ Authoritative nameservers

► test.com: type NS, class IN, ns localhost

▼ Additional records

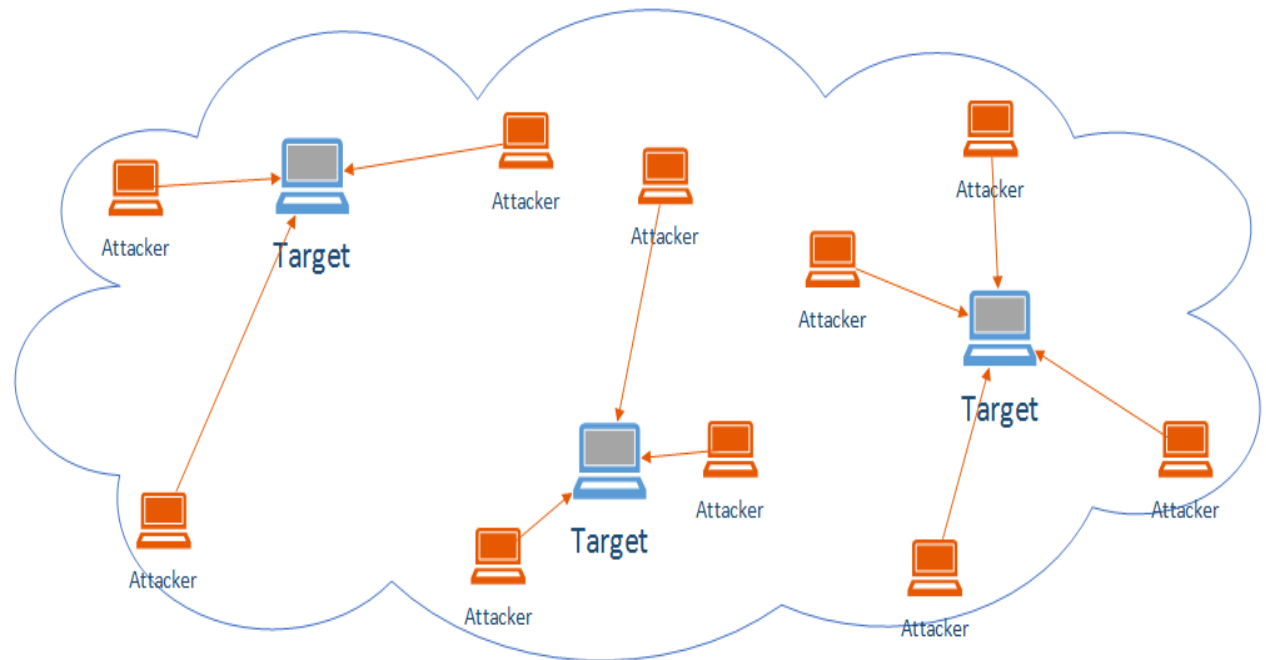
► localhost: type A, class IN, addr 127.0.0.1

► localhost: type AAAA, class IN, addr ::1

- Reflector (127.0.0.1) responds to the query to the victim (127.5.5.5)
- Note the number of records in the answer

Large scale mitigation and load distribution: Anycast

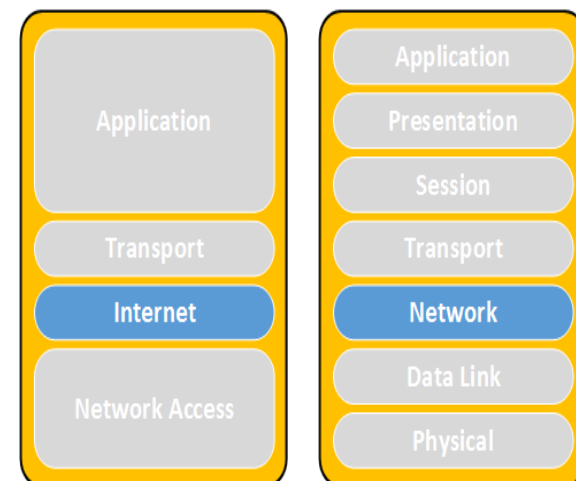
- Unicast operation: one point of presence, all traffic goes there
- Anycast: multiple points of presence advertise the same address space
- Network ensures user is routed to the “closest” instance



Questions



Backscatter

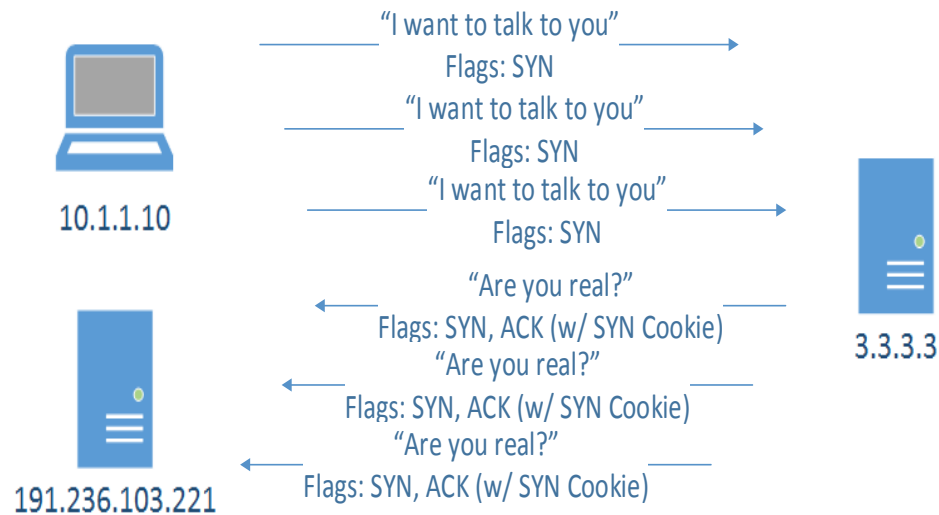


Backscatter

- Traffic that is a byproduct of the attack
- Why is that interesting?
 - It is important to distinguish between the actual attack traffic and unintended traffic sent by the victim
 - Imagine a SYN flood against a “victim” protected by a major scrubbing provider spoofed from IP address
 - What is the traffic to X going to look like?

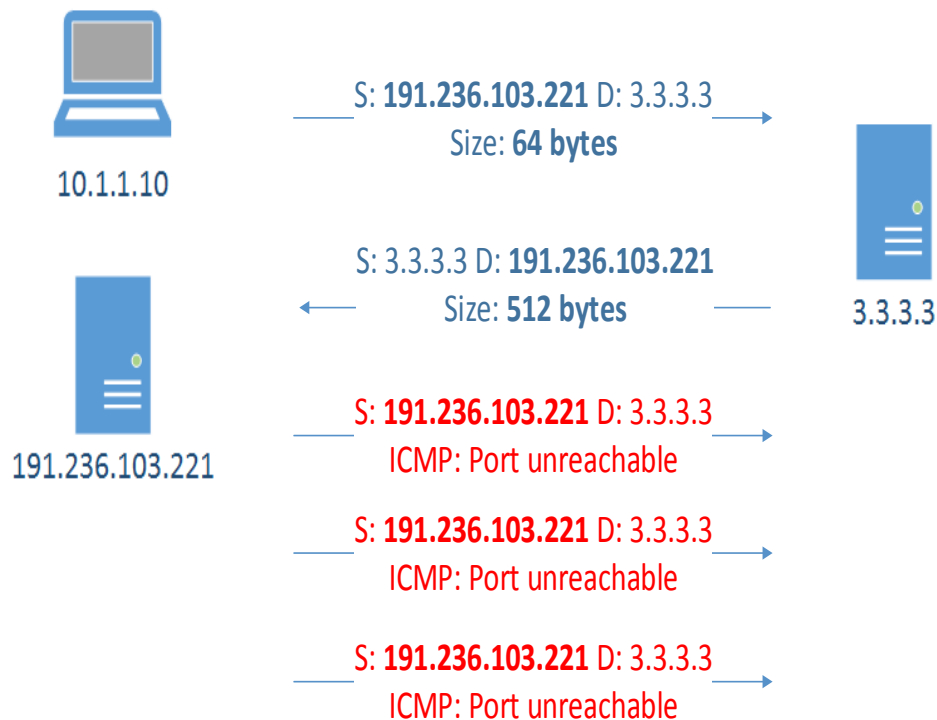
SYN Flood Backscatter?

- Cookie flood 😊



Are you a reflector? (Backscatter)

- In some cases return traffic/backscatter



Back scatter on the wire

20021	1.756892000	127.5.5.5	127.0.0.1	DNS	70 Standard query 0x4cb1 A test.com
20022	1.756900000	127.5.5.5	127.0.0.1	DNS	70 Standard query 0x4cb1 A test.com
20023	1.756907000	127.5.5.5	127.0.0.1	DNS	70 Standard query 0x4cb1 A test.com
20024	1.756915000	127.5.5.5	127.0.0.1	DNS	70 Standard query 0x4cb1 A test.com
20025	1.756942000	127.0.0.1	127.5.5.5	DNS	153 Standard query response 0x4cb1 A 192.
20026	1.756945000	127.5.5.5	127.0.0.1	ICMP	181 Destination unreachable (Port unreachable)

▼ Internet Protocol Version 4, Src: 127.5.5.5 (127.5.5.5), Dst: 127.0.0.1 (127.0.0.1)

Version: 4

Header length: 20 bytes

▶ Differentiated Services Field: 0xc0 (DSCP 0x30: Class Selector 6; ECN: 0x00: Not-ECT (Not ECN-Capable Transport))

Total Length: 165

Identification: 0x4ea9 (20137)

▶ Flags: 0x00

Fragment offset: 0

Time to live: 64

Protocol: ICMP (1)

▶ Header checksum: 0x27e4 [validation disabled]

Source: 127.5.5.5 (127.5.5.5)

Destination: 127.0.0.1 (127.0.0.1)

[Source GeoIP: Unknown]

[Destination GeoIP: Unknown]

▼ Internet Control Message Protocol

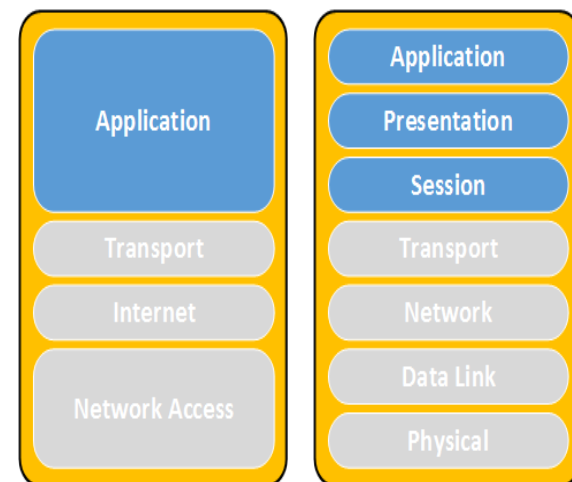
Type: 3 (Destination unreachable)

Code: 3 (Port unreachable)

Checksum: 0x47d2 [correct]

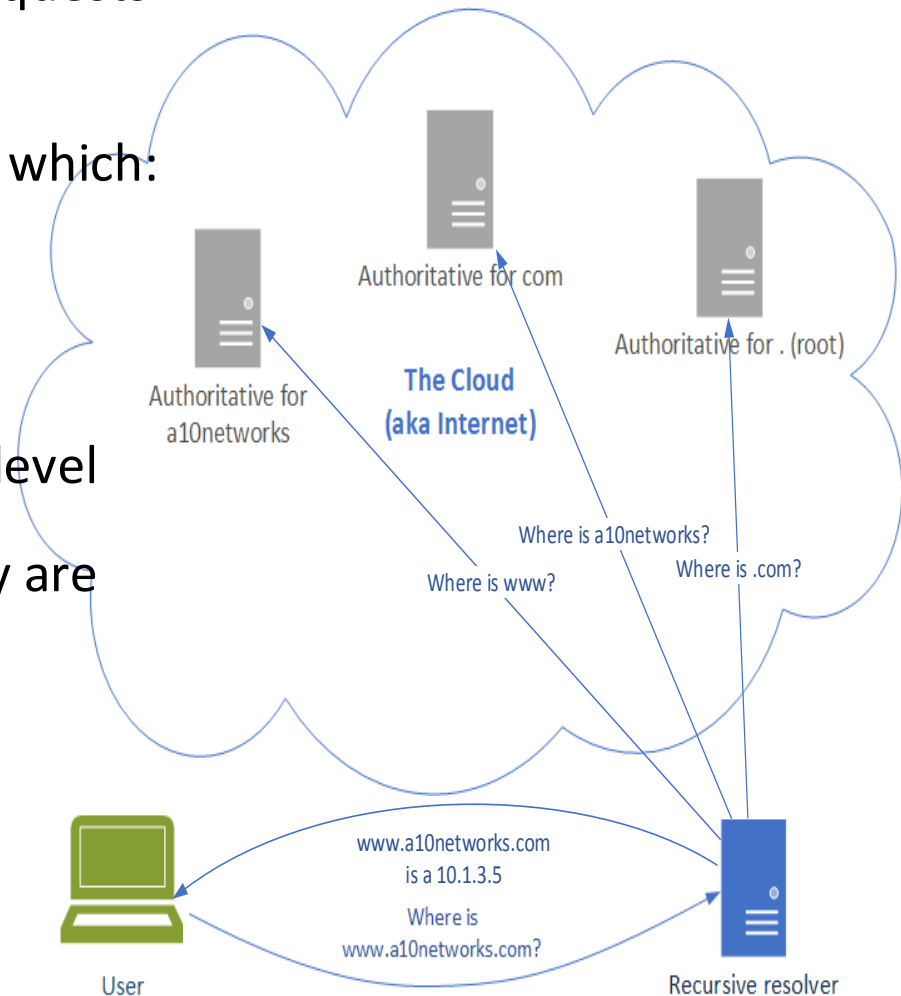
- The victim (127.5.5.5) sends an ICMP port unreachable to the reflector (127.0.0.1)

Cache busting (back to DNS)



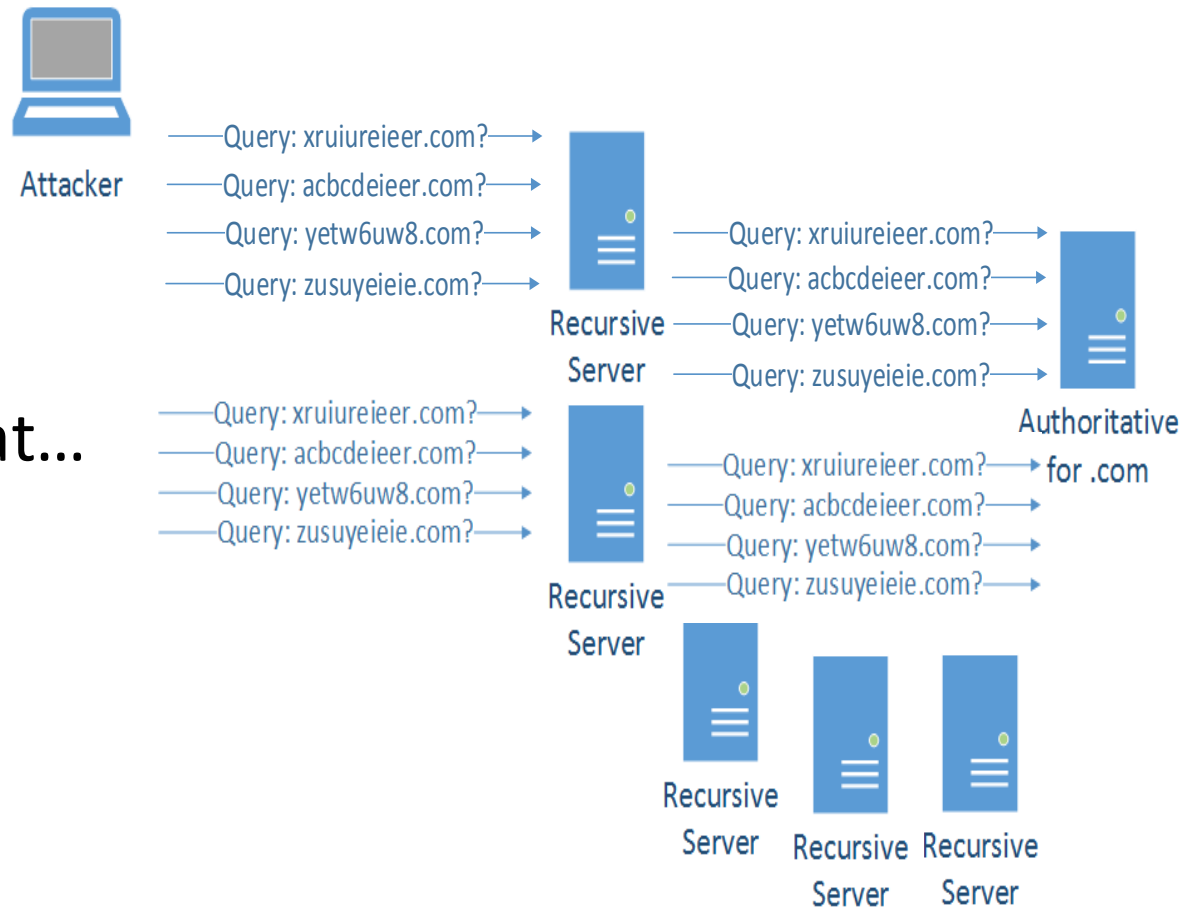
DNS resolution (repeat)

- Let's focus on the number of requests per second
- User talks to recursive resolver, which:
 - Caches answers
 - Answers a large number of requests
- The recursive talks to different level of authoritative servers, which:
 - Do not cache answers (they are auths)
 - Relatively lower number of queries
- Consider caching and authoritative capacity



What cache busting?

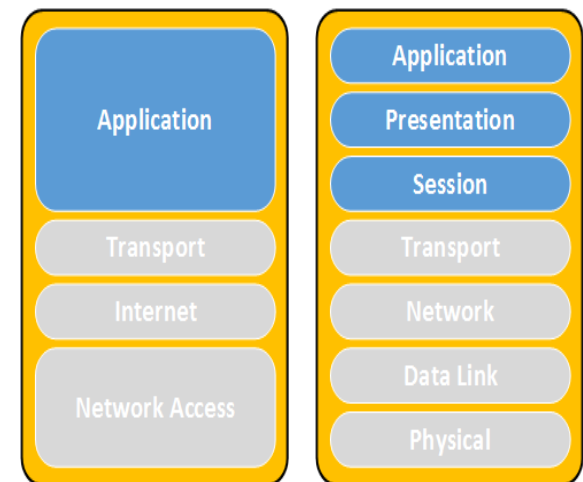
- Attacker sends a query to recursive/reflector
- Recursive forwards the query
- And so on...
- Imagine one more recursive resolver
- Rinse and repeat...



Questions

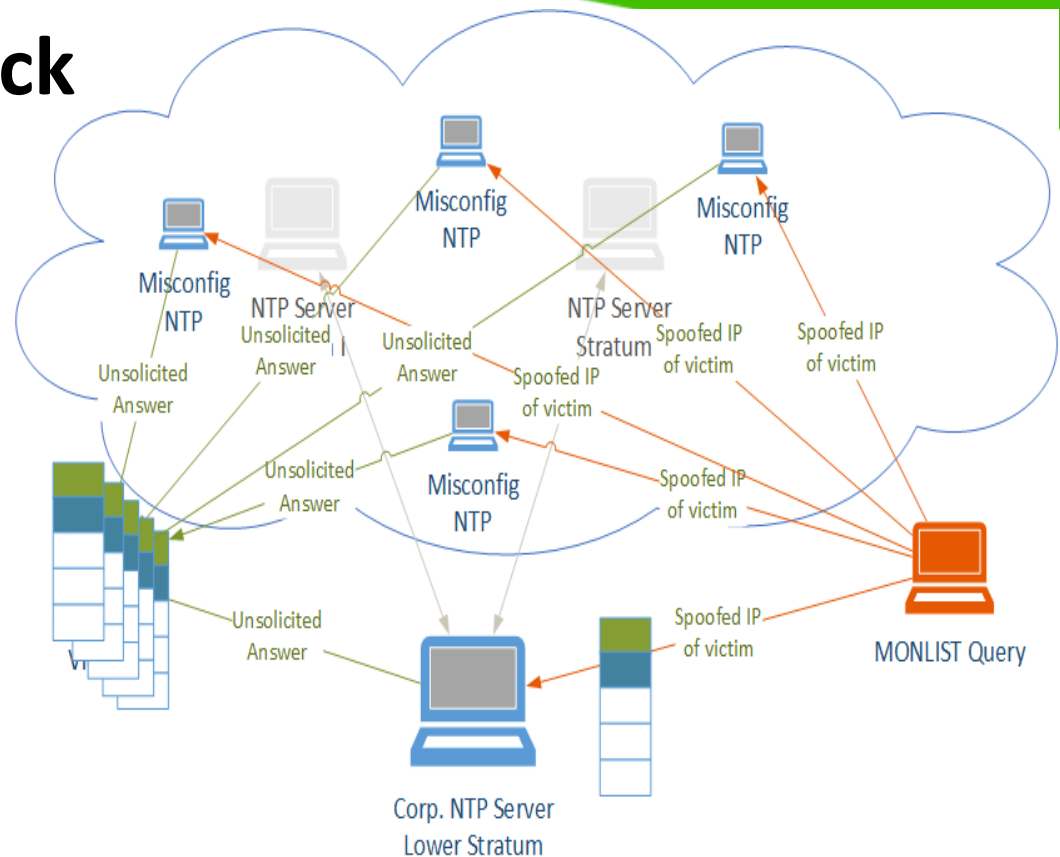


Network Time Protocol (NTP)



NTP reflection attack

- Stratum servers
- NTP queries
- MONLIST command
 - provides a list of clients that have time readings



NTP server configuration

- Access lists
- NTP authentication
- Disable the MONLIST command
- Useful hints:
<http://www.team-cymru.org/secure-ntp-template.html>
- List of open NTP reflectors:
<http://openntpproject.org/>

Reflection attacks summary and resources

- Summary
 - Protocols that allow spoofing of the source of a query
 - Protocols that provide amplification – the query is much smaller than the response

Questions

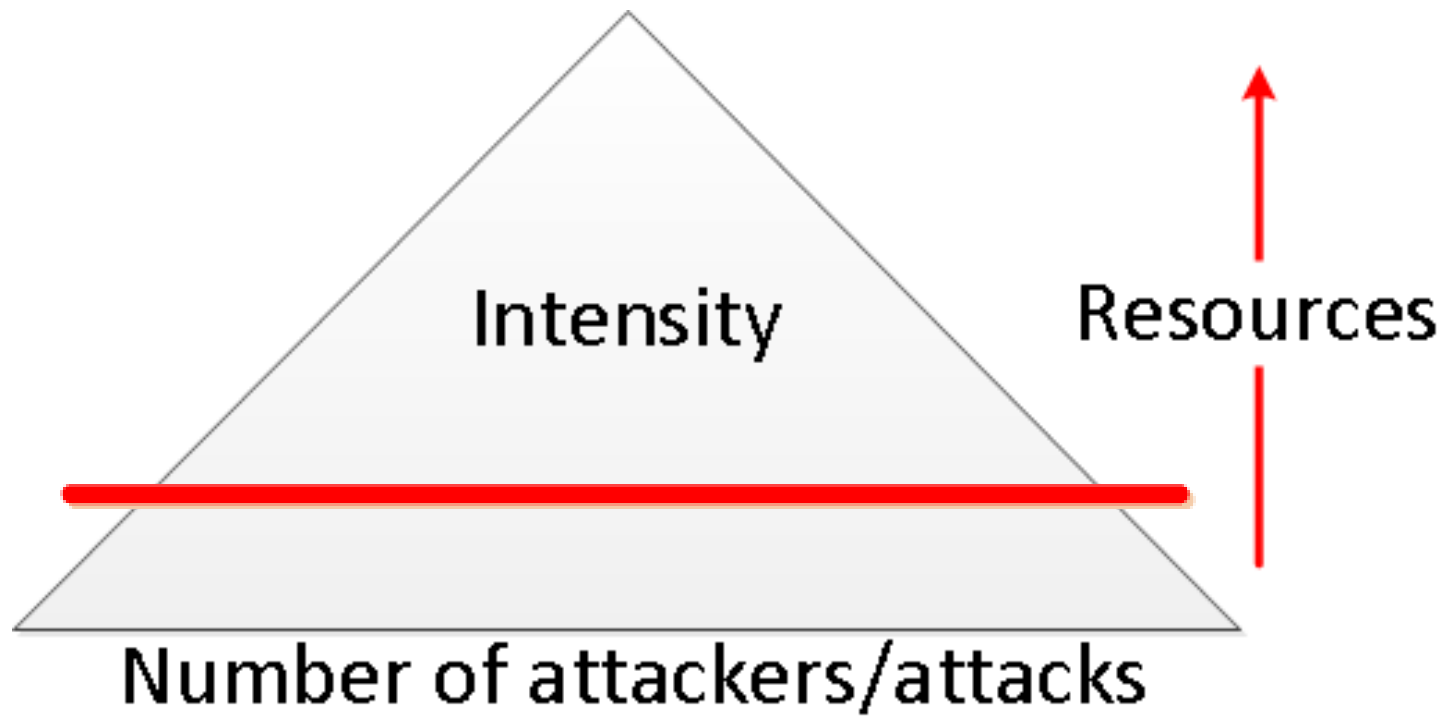


Mitigation Strategies

Overview

- Risk pyramid
- Value of being online/Outage costs
- Mitigation strategies

Risk Pyramid



The cost of a minute?

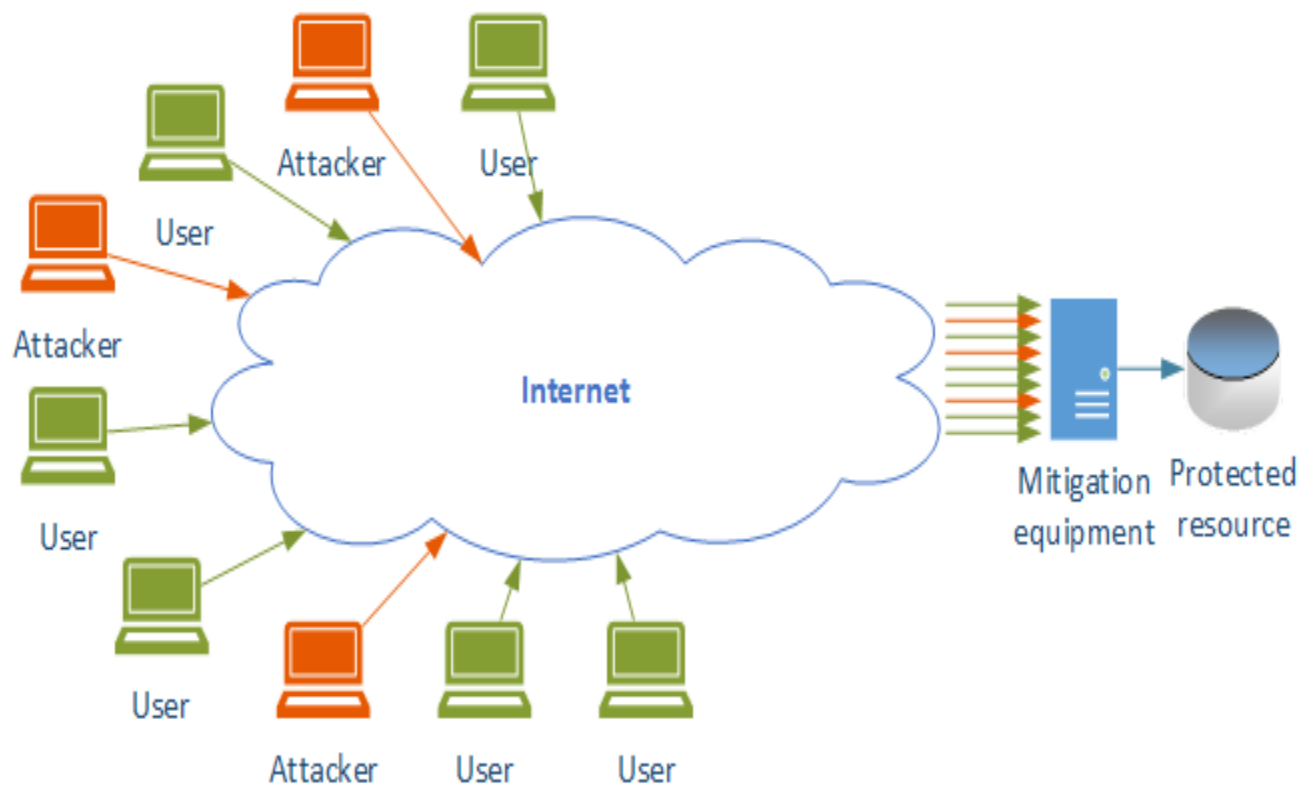
- How much does a minute of outage cost to your business?
- Are there other costs associated with it? Reputation?
- Are you in a risk category?
- How much is executive management willing to spend to stay up?
- Are there reasons you need to mitigate on-site vs offsite? Latency?

Mitigation

Different approaches:

- Do it yourself (DIY)
- Outsource/service
 - On demand
 - Always on
- Hybrid

Do it Yourself (On Premise)



DIY: Considerationss

- Network capacity: bandwidth
- Hardware capacity: packet rates, inspecting headers and content?
- One time cost (refresh every 3-4 years)
- Depending on attacks size can be in \$100,000s

DIY: Benefits

- Very low latency
- Can be application specific (non-http, gaming industry)
- Better control of the mitigation
- If inspecting TLS traffic keeps the keys in the company

DIY: Drawbacks

Network capacity:

- Fluctuates
- How much do you over provision? Double, triple, ten times?
- Need to procure
 - bandwidth - monthly recurring - expensive, adds up
 - compute and network hardware
 - qualified personnel – hard to find; expensive; hard to retain

DIY: Bottom line

- traffic – 10GBps = \$2,000/mo (NA)
- colocation space - \$400/mo
- power – depends on equipment and location
- equipment – min \$20,000 per 10GBps port
- personnel – go figure... 😊

...and you need them in many locations, with multiple per location.

DIY: Conclusions

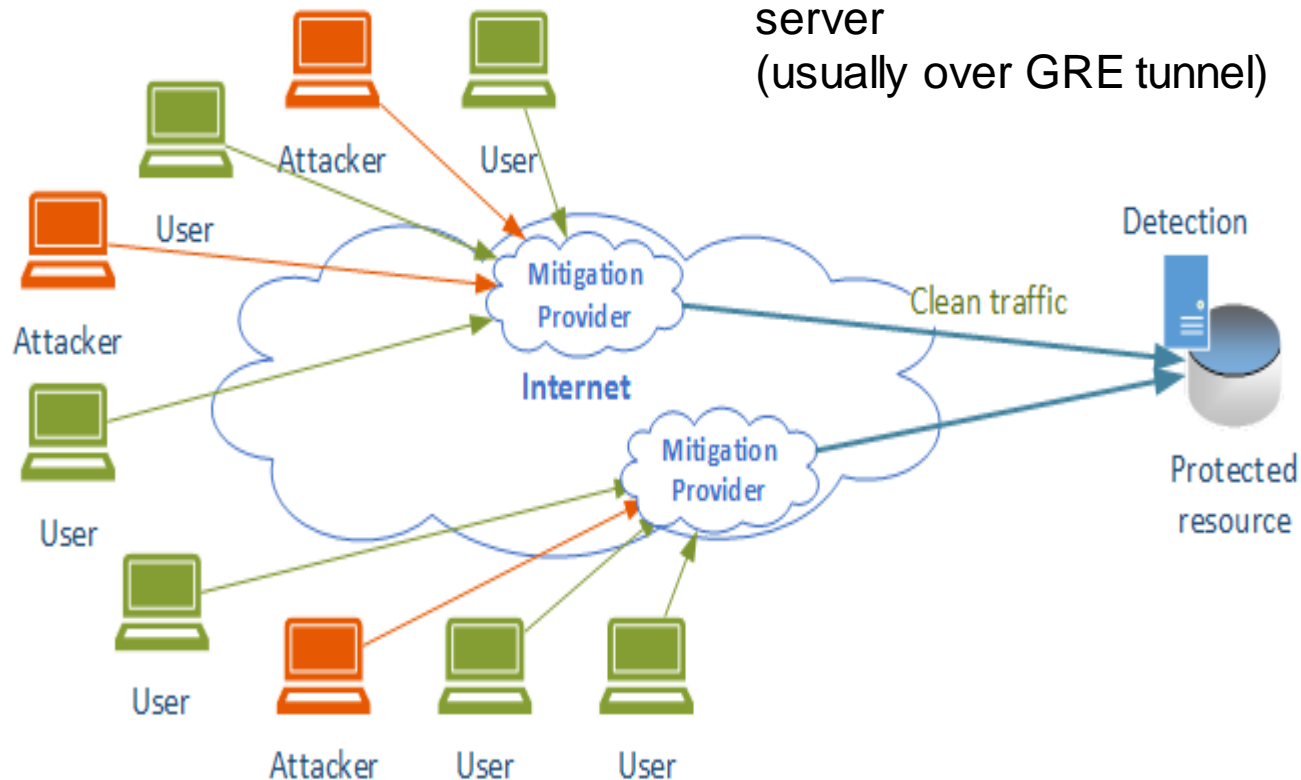
- At present DDoS attacks are at a very large scale but DIY is not easy to scale for small and medium networks
- Leverages economy of scale – requires a large infrastructure
- Infrastructure is very expensive to build and maintain
- Requires significant amount of know-how
- Unless hosting a very large site it's better left to the professionals

External service

- DDoS mitigation service providers and CDNs
- Pricing:
 - based on size of attack
 - based on clean traffic
- Operating model:
 - on demand
 - always on

On Demand DDoS

- Target: detect and signal the mitigation provider
- Mitigation provider: Inject BGP routes
- Traffic is redirected to the mitigation provider
- Clean traffic is delivered to the origin server (usually over GRE tunnel)



On Demand Mitigation - benefits

- Scales up very easily
- Since most applications are HTTP/S based, it is compatible with them
- Easier to deploy
- May leave the target vulnerable to bypass

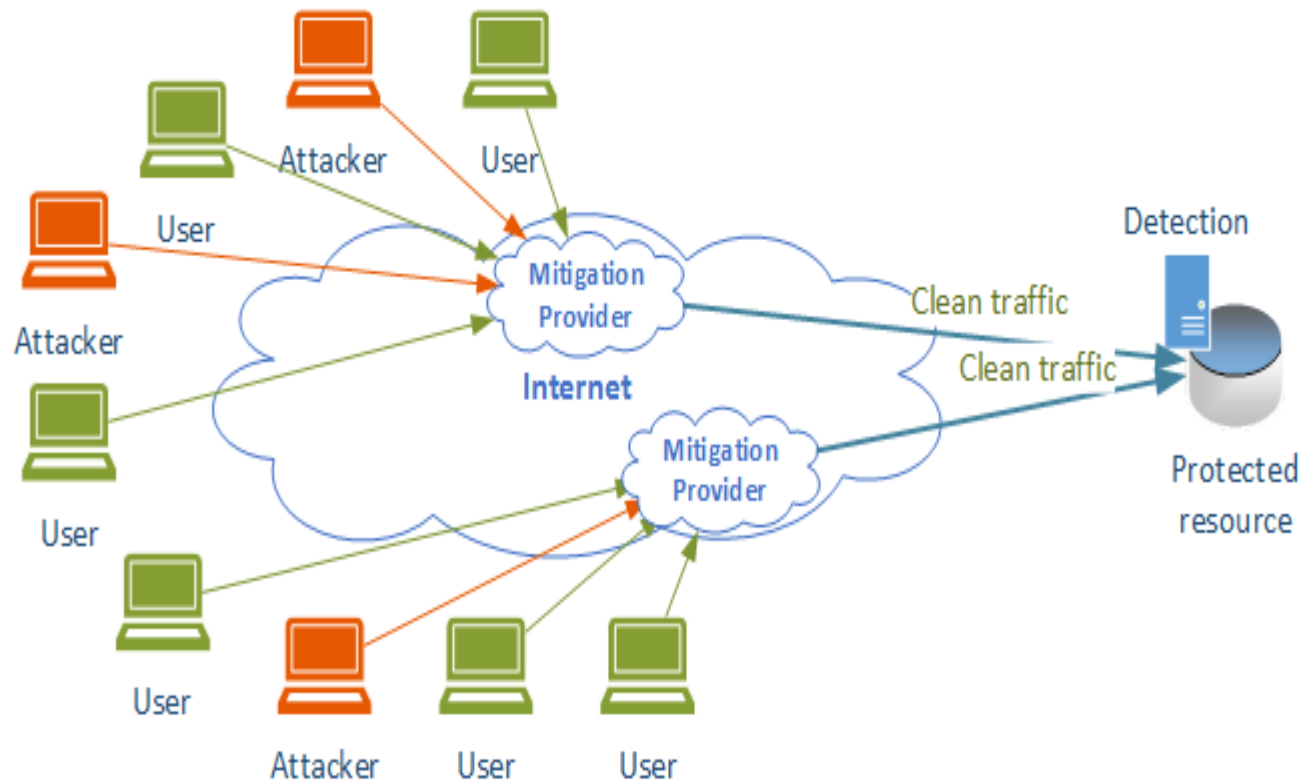
On Demand Mitigation - drawbacks

- Takes time between the site being attacked until it switches to the service provider
- Potential outages
- Difficult to establish TLS
- May have increased latency
- Target may still be exposed
- Detection is not Application Aware
- GRE Tunnels create complexity

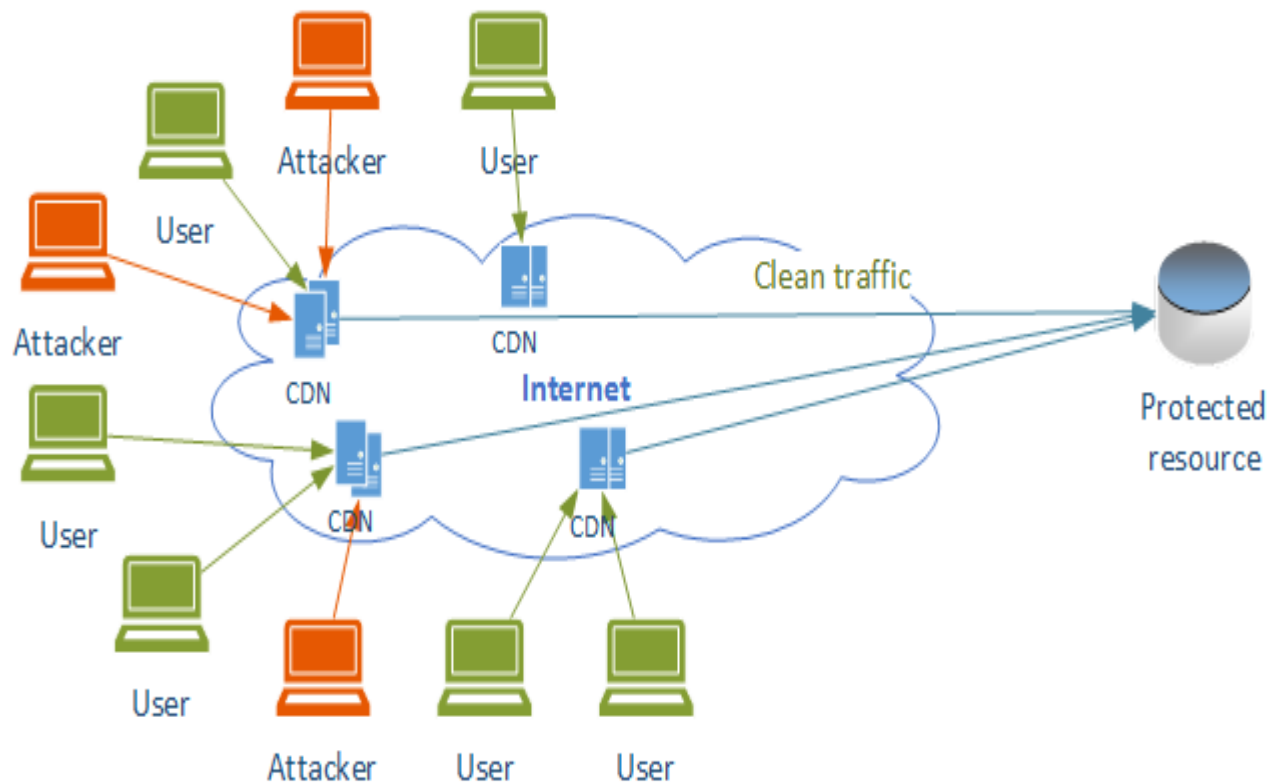
Always On Mitigation

- Permanently serve the customer space
 - Advertise IP address space
 - Use shared delivery infrastructure (CDN)
- Traffic is always flowing through the mitigation systems
- Usually combined with services like CDN, which further increases website performance (even during peace time)

Always On DDoS Mitigation (advertise IP space)



Always On DDoS Mitigation (CDN)



Always On Mitigation - benefits

- Scales up very well during volumetric attacks
- Mitigation can be virtually instantaneous
 - No moving parts during the attack
- Can protect most applications
- Once it's on there are no moving parts
- Very hard to bypass
- (proxy/caching) If deployed properly, it may improve website performance
- Cost depends on the website traffic (not the attack)

Always On Mitigation - drawbacks

- Can increase latency
- Challenges around TLS
- Stale caches
- May be much more expensive

Hybrid

- Combination of DIY and service providers
- Helps customers manage their risk profile in a more flexible way

Benefits:

- Provides protection against large scale events without the added service cost
- Allows for escalating response postures and risk/finance management
- Overall most of the benefits of On Demand

Drawbacks:

- Increased complexity
- Requires skilled personnel
- May have interoperability issues

DDoS mitigation service providers

- It is an ongoing expense
- Depending on the business model it can be big or small
- Hides the complexities of managing the problem
- May introduce latencies, but also may accelerate content if used properly

DDoS mitigation svc providers – bottom line

- Depends on the exact setup
 - in CDN cases usually depends on the size of normal traffic and not the size of the attack
 - varied: \$50/month – thousands...

DDoS mitigation service providers

- Pros
 - Hides the complexities of managing the problem
 - May accelerate content delivery
 - May be much cheaper, especially as attack sizes grow but are not common
 - Cost: much, much lower than DIY
- Cons
 - May not be applicable to all applications - gaming
 - May increase latency
 - May end up expensive
 - Third party sees the users (and maybe the content) - privacy, security
 - Issues with stale cache

Questions

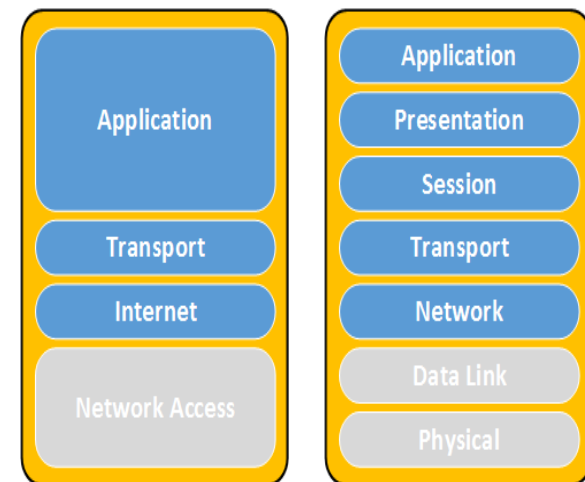


Working Together

Overview

- Good internet citizenship
- Mitigation techniques
- Resources

Good Internet citizenship



Are you noticing the imbalance?

Defend yourself

- Anycast (DNS)
- Some form of IPS/DDoS mitigation gear
- **Lots of money**

Defend the Internet

- Rate-limiting
- BCP38/140 (outbound filtering) source address validation
- Securely configured authoritative DNS servers
- No open resolvers
- **Somewhat cheap**

What's the point I'm trying to make?

- It's not feasible to mitigate those attacks single handedly
- We need cooperation
- Companies need to start including “defending the Internet from themselves” as a part of their budget – not only “defending themselves from the Internet”

Summary

- Discuss what DDoS is, general concepts, adversaries, etc.
- Went through a networking technology overview, in particular the OSI layers, sockets and their states, tools to inquire system state or capture and review network traffic
- Dove into specifics what attack surface the different layers offer
- Discussed different attack types
- Terminology
- Tools

Thank you!

krassi@krassi.biz

