



# First Class Parents' Meeting

16 September 2025



Mr Will Ryan (Principal)

Ms Rebecca Curry (Class Teacher)

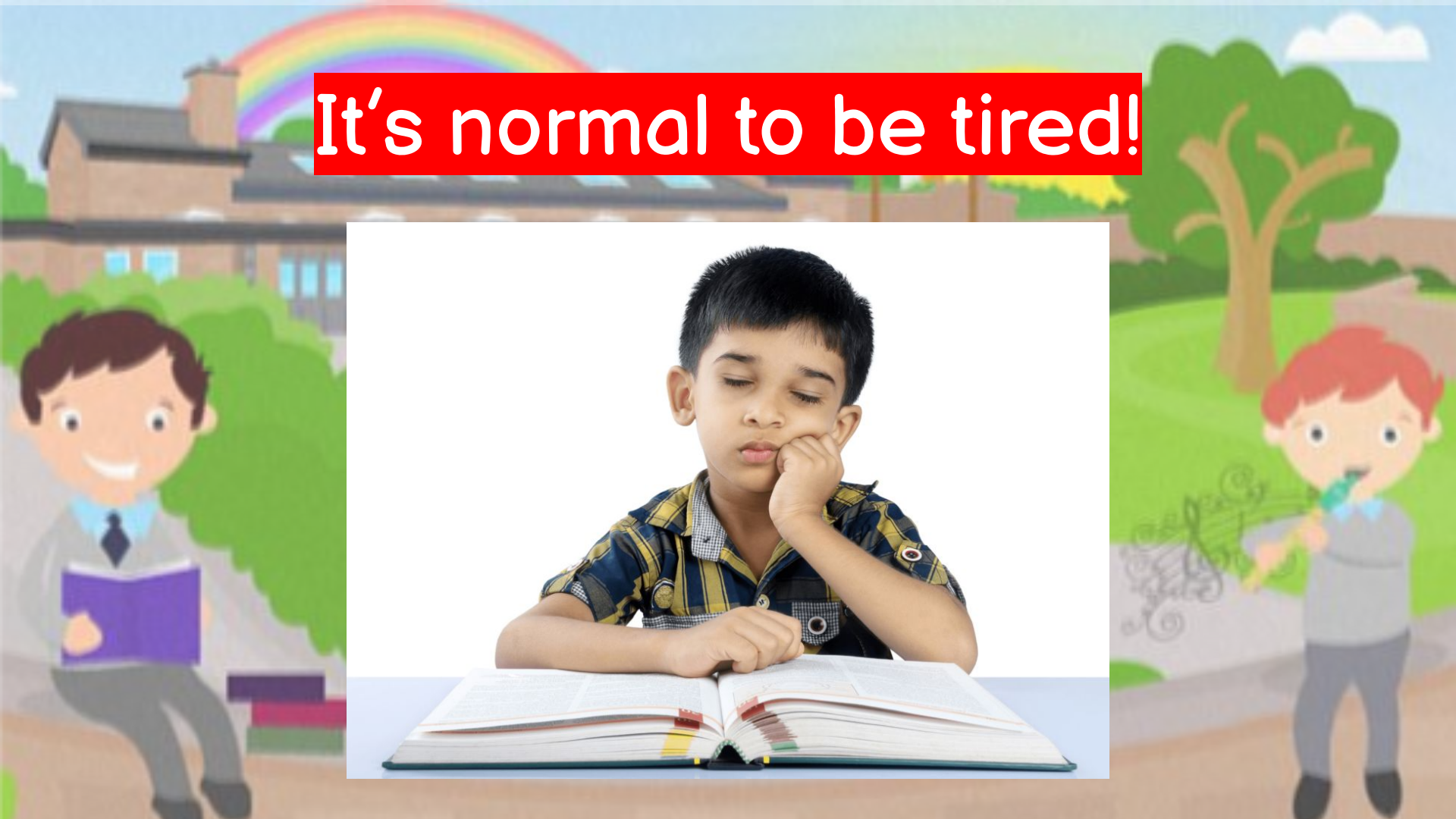

Ms Rachel Hayes (HSCL)



# Agenda

- Principal's Address
- Homework
- Cursive Writing
- Lunches
- Behaviour - Code of Relationships, Behaviour, Care & Respect
- Attendance
- Questions

It's normal to be tired!



# Sleep

- So important for brain and body health
- Vital to help sustain concentration in school
- Can help children cope better emotionally with situations
- Break from blue light and screens



The word "HOMEWORK" is displayed in a playful, hand-drawn style. Each letter is cut out from a different colored piece of paper and pinned to a light blue grid background with colorful pushpins. The letters are: H (black), O (white with teal), m (white with black), E (red), W (yellow), O (white with green), R (white with red), and K (blue).

# HOMEWORK

- 20-25 minutes *without interruption*  
*(not including CAPER)*

- After this time, your child should  
**STOP!**

- **2 folders: Homework folder and CAPER folder**

- **Homework folder returned on Friday for correction**

- **CAPER folder/sheet checked by teacher every morning**

- **Homework is differentiated**



- The homework will follow a repetitive pattern each week

- Please make sure your son's name is on the sheet

- Please tick task when complete and sign the homework sheet every day

## Homework: 23rd - 26th of September, 2024

\*avoid using fingers when recalling +1 tables. Aim to increase speed answering tables every day.

### Monday: 23/9/23

Word work: read dolch words flash cards in the little folder. Choose three words to put into a sentence (orally)



Master your Maths: Week 2: Monday

Tables: + 2 (orally)\*

Reading: CAPER book (record what's read on CAPER sheet)

Maths game: Scan this code to play a game based on this week's chapter in 'Maths My Way'

Signature: \_\_\_\_\_

### Tuesday: 24/9/23

Word work: read dolch words flash cards in the little folder. Choose three words to put into a sentence (orally)

Writing: Read through the 'List 2' word list in word copy. Choose three words from LIST 2 and put them into sentences in homework copy. Draw a picture.

Master your Maths: Week 2: Tuesday

Tables: + 2 (orally)\*

Reading: CAPER book (record what's read on CAPER sheet)

Signature: \_\_\_\_\_

### Wednesday: 25/9/23

Word work: read dolch words flash cards in the little folder.

Master your Maths: Week 2: Wednesday

Tables: + 2 (orally)\*



Tables game: +2 tables game. Scan the code to play the game.

Reading: Dandelion book AND/OR CAPER book (record what's read on CAPER sheet)

Signature: \_\_\_\_\_

### Thursday: 26/9/23

Word work: read dolch words flash cards in the little folder.

Master your Maths: Week 2: Thursday

Tables: + 2 (orally)\*




Tables game: +2 tables game. Scan the code to play the game.

Reading: Dandelion book AND/OR CAPER book (record what's read on CAPER sheet)

Signature: \_\_\_\_\_

# Maths Challenge

Monday - Thursday



# Tables (addition)

Monday - Thursday

1+ table	2+ table	3+ table	4+ table	5+ table	6+ table
1 + 0 = 1	2 + 0 = 2	3 + 0 = 3	4 + 0 = 4	5 + 0 = 5	6 + 0 = 6
1 + 1 = 2	2 + 1 = 3	3 + 1 = 4	4 + 1 = 5	5 + 1 = 6	6 + 1 = 7
1 + 2 = 3	2 + 2 = 4	3 + 2 = 5	4 + 2 = 6	5 + 2 = 7	6 + 2 = 8
1 + 3 = 4	2 + 3 = 5	3 + 3 = 6	4 + 3 = 7	5 + 3 = 8	6 + 3 = 9
1 + 4 = 5	2 + 4 = 6	3 + 4 = 7	4 + 4 = 8	5 + 4 = 9	6 + 4 = 10
1 + 5 = 6	2 + 5 = 7	3 + 5 = 8	4 + 5 = 9	5 + 5 = 10	6 + 5 = 11
1 + 6 = 7	2 + 6 = 8	3 + 6 = 9	4 + 6 = 10	5 + 6 = 11	6 + 6 = 12
1 + 7 = 8	2 + 7 = 9	3 + 7 = 10	4 + 7 = 11	5 + 7 = 12	6 + 7 = 13
1 + 8 = 9	2 + 8 = 10	3 + 8 = 11	4 + 8 = 12	5 + 8 = 13	6 + 8 = 14
1 + 9 = 10	2 + 9 = 11	3 + 9 = 12	4 + 9 = 13	5 + 9 = 14	6 + 9 = 15
1 + 10 = 11	2 + 10 = 12	3 + 10 = 13	4 + 10 = 14	5 + 10 = 15	6 + 10 = 16
1 + 11 = 12	2 + 11 = 13	3 + 11 = 14	4 + 11 = 15	5 + 11 = 16	6 + 11 = 17
1 + 12 = 13	2 + 12 = 14	3 + 12 = 15	4 + 12 = 16	5 + 12 = 17	6 + 12 = 18
7+ table	8+ table	9+ table	10+ table	11+ table	12+ table
7 + 0 = 7	8 + 0 = 8	9 + 0 = 9	10 + 0 = 10	11 + 0 = 11	12 + 0 = 12
7 + 1 = 8	8 + 1 = 9	9 + 1 = 10	10 + 1 = 11	11 + 1 = 12	12 + 1 = 13
7 + 2 = 9	8 + 2 = 10	9 + 2 = 11	10 + 2 = 12	11 + 2 = 13	12 + 2 = 14
7 + 3 = 10	8 + 3 = 11	9 + 3 = 12	10 + 3 = 13	11 + 3 = 14	12 + 3 = 15
7 + 4 = 11	8 + 4 = 12	9 + 4 = 13	10 + 4 = 14	11 + 4 = 15	12 + 4 = 16
7 + 5 = 12	8 + 5 = 13	9 + 5 = 14	10 + 5 = 15	11 + 5 = 16	12 + 5 = 17
7 + 6 = 13	8 + 6 = 14	9 + 6 = 15	10 + 6 = 16	11 + 6 = 17	12 + 6 = 18
7 + 7 = 14	8 + 7 = 15	9 + 7 = 16	10 + 7 = 17	11 + 7 = 18	12 + 7 = 19
7 + 8 = 15	8 + 8 = 16	9 + 8 = 17	10 + 8 = 18	11 + 8 = 19	12 + 8 = 20
7 + 9 = 16	8 + 9 = 17	9 + 9 = 18	10 + 9 = 19	11 + 9 = 20	12 + 9 = 21
7 + 10 = 17	8 + 10 = 18	9 + 10 = 19	10 + 10 = 20	11 + 10 = 21	12 + 10 = 22
7 + 11 = 18	8 + 11 = 19	9 + 11 = 20	10 + 11 = 21	11 + 11 = 22	12 + 11 = 23
7 + 12 = 19	8 + 12 = 20	9 + 12 = 21	10 + 12 = 22	11 + 12 = 23	12 + 12 = 24

- So important to practise these daily (orally)

- Mix them up!

- Moving away from using their fingers (as much as possible)

# Maths Game (Addition)

Monday - Tuesday

**Monday: 16/9/23**

**Word work:** read dolch words flash cards in the little folder. Choose three words to put into a sentence (orally)

**Master your Maths:** Week 1: Monday

**Tables:** + 1 (orally)\*

**Reading:** CAPER book  
(record what's read on CAPER sheet)



**Maths game:** Scan this code to play a game based on this week's chapter in 'Maths My Way'

**Signature:** \_\_\_\_\_



# Tables Game (Addition)

Wednesday - Thursday

**Word work:** read **word** flashcards in the little folder.  
Choose three words to put into a sentence orally

**Master your Maths:** Week 22: Monday



**Tables:** +7, +8 orally

**Test copy:** sign copy

**Spellings sheet:** Monday

**Tables game:** +7 tables game. Scan the code to play.  
Click Addition > +7

**Reading:** CAPER book (sign CAPER sheet & bring to school every day)

**Signature:** \_\_\_\_\_



# Word Work (Dolch)

Monday - Thursday

- These are Dolch words (little folder) - ESSENTIAL for reading success!
- Everyone will not be on the same dolch level (catered to your boy's level)
- Practise these words every day - Make it fun!

Tuesday: 2/7/22

Word work: read **dolch words** flash cards in the little folder. Choose three words to put into a sentence (orally)

Writing: Read through the 'List 2' word list in word copy. Choose three words from LIST 2 and put them into sentences in homework copy. Draw a picture.

Master your Maths: Week 2: Tuesday

Tables: + 2 (orally)\*

Reading: CAPER book (record what's read on CAPER sheet)

Signature: \_\_\_\_\_



# Writing

Tuesday

**Tuesday: 24/9/23**

**Word work:** read dolch words flash cards in the little folder. Choose three words to put into a sentence (orally)

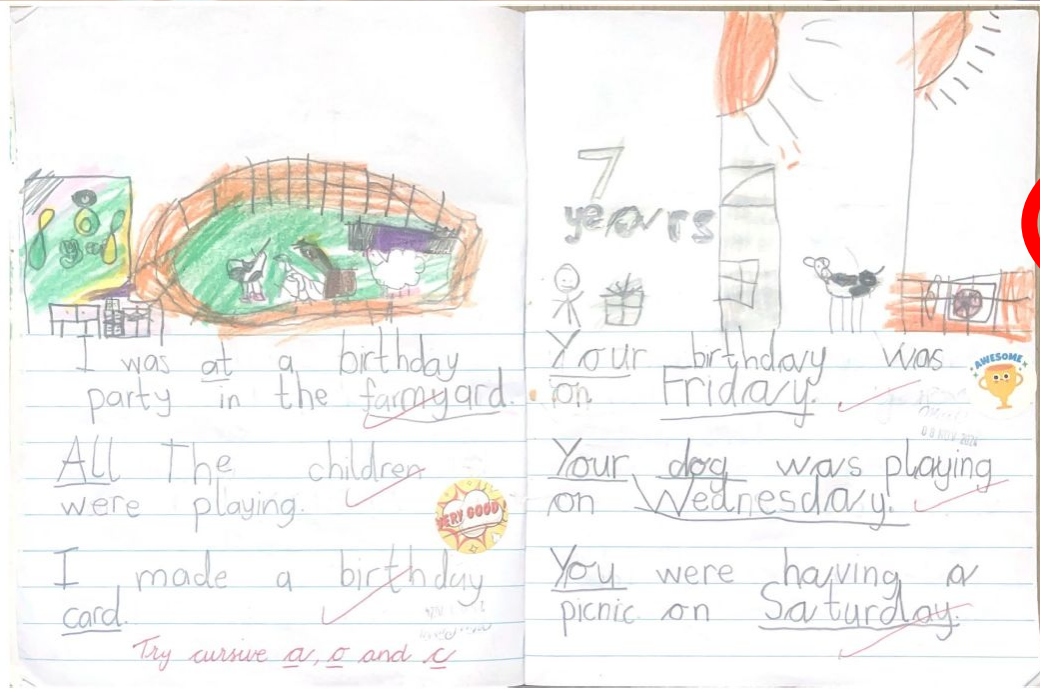
**Writing:** Read through the 'List 2' word list in word copy. Choose three words from LIST 2 and put them into sentences in homework copy. Draw a picture.

**Master your Maths:** Week 2: Tuesday

**Tables:** + 2 (orally)\*






**Reading:** CAPER book (record what's read on CAPER sheet)





**Signature:** \_\_\_\_\_



# Spellings

## Monday - Thursday

Read the word 	Count and write the sounds. 	Write the word. 	Write the word. 	Write the word. 
<u>Monday</u>				
Example: bench (4)	b e n ch ○	bench	bench	bench
bench (4)	○ ○ ○ ○ ○			
rich (3)	○ ○ ○ ○ ○			
fish (3)	○ ○ ○ ○ ○			
<u>Tuesday</u>				
cash (3)	○ ○ ○ ○ ○			
that (3)	○ ○ ○ ○ ○			
bath (3)	○ ○ ○ ○ ○			
<u>Wednesday</u>				
king (3)	○ ○ ○ ○ ○			
sing (3)	○ ○ ○ ○ ○			
when (3)	○ ○ ○ ○ ○			

<p><b>Monday: 11/11/24</b></p> <p><b>Word work:</b> read <b>word</b> flashcards in the little folder. Choose three words to put into a sentence (orally)</p> <p><b>Master your Maths:</b> Week 8: Monday</p> <p><b>Tables:</b> +4 (orally)</p> <p><b>Tables game:</b> +4 tables game. Scan the code to play </p> <p><b>Spellings sheet:</b> Monday</p> <p><b>Test copy:</b> Please sign and return tomorrow</p> <p><b>Reading:</b> CAPER book (record on CAPER sheet)</p> <p><b>Signature:</b> _____</p>	<p><b>Tuesday: 12/11/24</b></p> <p><b>Word work:</b> read <b>word</b> flashcards in the little folder.</p> <p><b>Writing:</b> Read through the 'List 8' word list in word copy. Choose <b>FOUR</b> words from List 8 and put each word into a sentence in the <b>homework copy</b>.</p> <p><b>Master your Maths:</b> Week 8: Tuesday </p> <p><b>Tables:</b> +4 (orally)</p> <p><b>Tables game:</b> +4 tables game. Scan the code to play </p> <p><b>Spellings sheet:</b> Tuesday</p> <p><b>Reading:</b> CAPER book (record on CAPER sheet)</p> <p><b>Signature:</b> _____</p>
<p><b>Wednesday: 13/11/24</b></p> <p><b>Word work:</b> read <b>word</b> flashcards in little folder.</p> <p><b>Master your Maths:</b> Week 8: Wednesday</p> <p><b>Tables:</b> +4 (mix them up!) </p> <p><b>Maths Game:</b> Scan this code to play the Kahoot game</p> <p><b>Spellings sheet:</b> Wednesday</p> <p><b>Reading:</b> Dandelion/PM book AND/OR CAPER book (record on CAPER sheet)</p> <p><b>Signature:</b> _____</p>	<p><b>Thursday: 14/11/24</b></p> <p><b>Word work:</b> read <b>word</b> flashcards in little folder.</p> <p><b>Master your Maths:</b> Week 8: Thursday</p> <p><b>Tables:</b> +4 (mix them up!)</p> <p><b>Maths Game:</b> Scan this code to play the Kahoot game</p> <p><b>Spelling sheet:</b> revise all spellings for test tomorrow (Friday)</p> <p><b>Bullying sheet:</b> complete, sign and return</p> <p><b>Reading:</b> Dandelion/PM book AND/OR CAPER book (record on CAPER sheet)</p> <p><b>Signature:</b> _____</p>

# CAPER

## Children And Parent(s) Enjoy Readng


Monday - Thursday

10-15 minutes of reading aloud with your boy

Share the reading if too challenging/repeat what you have read

Create a positive attitude towards reading! (not pressurised)

CAPER sheet checked by teacher every morning



**Tuesday: 24/9/23**

**Word work:** read dolch words flash cards in the little folder. Choose three words to put into a sentence (orally)

**Writing:** Read through the 'List 2' word list in word copy. Choose three words from LIST 2 and put them into sentences in homework copy. Draw a picture.

**Master your Maths:** Week 2: Tuesday

**Tables:** + 2 (orally)\*

**Reading:** CAPER book (record what's read on CAPER sheet)

**Signature:** \_\_\_\_\_

C.A.P.E.R. - Children and Parents Enjoy Reading  
Name: \_\_\_\_\_

Book Title	Pages	Date	Comment and Signature
The Rainbow Fish	pp 1-4	24/9/23	Enjoying this book so far. / J. Apple
1.			
2.			
3.			
4.			
5.			
6.			
7.			
8.			
9.			
10.			
...			

# Reading

Wednesday - Thursday

- The boys are in reading groups according to their reading level
- Dandelion/PM book will be familiar reading
- Encourage fluency and check understanding\*



Reading: Dandelion/PM book AND/OR  
CAPER book CAPER book (sign CAPER sheet & bring to  
school every day)

This can be CAPER  
reading for  
Wednesday and  
Thursday!





# HOMEWORK

- 20-25 minutes without interruption - After this time, **STOP!**
- If possible, check homework (if completed elsewhere)

*Any other questions about homework?*

# Cursive Writing

- The boys begin to learn cursive writing in First Class



# Lunches

- Apologies for the mix up with hot lunches!
- Order on the app together with your son by Friday for the following week
- Boys bring home all of their rubbish (box, fork, peels, rappers, etc.)



# Lunches

PLEASE REMEMBER  
WE ARE A NUT  
FREE SCHOOL



The following items are NOT allowed in school lunches as per our healthy food policy.

- NO Packets containing crisps, nachos, etc.
- NO Fizzy Drinks, water with cordial/diluted juice, flavoured milk, sports and other "energy" drinks.  
**PLAIN WATER ONLY PLEASE!**
- NO Sweets
- NO Chocolate biscuits and bars\*

- NO Cakes and Buns\*
- NO Cereal Bars
- NO Popcorn
- NO 'Dunkers' OR 'Lunchables'
- NO Chewing Gum



# Lunches (Treat Day)

The following items ARE allowed on \*FRIDAY ONLY as a reward for the pupils' efforts during the week:

One of the following:

- (i) A treat-size chocolate bar
- ii) A small piece of cake/bun
- (iii) Two chocolate biscuits




**PLEASE REMEMBER**

WE ARE A NUT

FREE SCHOOL



# Behaviour



# Attendance

- Attendance Hero - Here Everyday Ready On Time
- If absent, use Aladdin app to give reason for absence / message me on Aladdin
- Text HSCL
- Phone call office



# Aladdin

The Software Behind Great Schools



# Remember...

Good attendance means...


Being in school at least 95% of the time...This means only 9 days off!

182 school days a year

183 non-school days a year

All this time for shopping, holidays & appointments

0 days absence	9 days absence	18 days absence	27 days absence	36 days absence	46 days absence
182 school days in each year	173 days of education	164 days of education	155 days of education	146 days of education	136 days of education
100 % attendance	95% attendance	90% attendance	85% attendance	80% attendance	75% attendance
Best chance of success "Well done"		Less chance of success "I'm worried"		Serious impact on education & reduces life chances "I'm seriously concerned"	





Thank you very much for attending this evening 😊

These slides will be available on the **Parents' Zone** on the website

I look forward to working with you throughout the year!