


	<p>Project This week you are being asked to complete a minibeast hunt. Go outside; to your garden or a wooded area and look for minibeasts. You might want to wear old clothes and gloves to keep you safe. Take pictures of what you see and find.</p> 	<p>Art / Creative:</p> <ul style="list-style-type: none"> Look carefully at one minibeast that you find. Draw a picture of your minibeast looking closely at its' body parts and features.
<p>Literacy: Write about your adventure/hunt. Where did you go? What did you find? Where did you find the minibeasts? What did you see? How did you feel?</p> 	<p>World Around Us: Look carefully at each of the places where you found the different minibeasts. These are known as their habitats! Does a worm live in the same habitat as a spider?</p>	<p>Numeracy: Count the number of minibeasts you see and record in a table. Then create a graph to show your results.</p> <p>You can also use the Minibeasts page to help you understand what you are looking for and to help you count.</p> 
<p>Remember you can email your teacher your results or take pictures and upload onto Seesaw.</p>		<p>kbalmer680@c2kni.net ckeenan153@c2kni.net</p>

Primary 3 Weekly Home Learning Areas 😊

Week Beginning: 28-05-20