



Remote Learning Update: Week beginning Monday 11th January 2021

Dear parent or carer

Through all the scramble of communication I have had to share over the holidays, I have not had an opportunity to reflect on the current situation. Like you, I truly believe that the best place for children is in school. However, if we must take this approach in the interests of everyone, I have confidence that it will spare the health of all those near and dear to us. Those that have had COVID symptoms have told awful stories of feeling sicker than they ever have had before and its taking a long time to recover from. May we all stay safe and well. Roll on the vaccine!

Remote Learning from Mon 11th January: two-week work pack

Packs will be given out from the canteen steps on Monday morning from 8.45am – 10.30am. These times are intended to assist with social distancing. Come at the family time that suits best and remember your mask. Only one adult per family.

8.45	9.00	9.15	9.30	9.45	10	10.15
Y1	Y2	Y3	Y4	Y5	Y6	Y7

Remote learning What will it look like?

- Daily message from your child's class teacher
- Daily activities included in work pack: 3 tasks a day – 1 Literacy, 1 Numeracy, 1 topic/other.
- Specific feedback on one piece of work per day per child sent to their SEESAW account.
- There will be a menu of optional activities for those that want/need/have time for this.

Children thrive on praise and feedback. We found this from our experiences of children sending in work over previous times of remote learning. For this to begin, parents/carers need to read and sign up to the SEESAW Agreement which is shared overleaf. An online consent/agreement link will be sent via text on/before Sunday evening. More information overleaf. Important: teachers will be marking work in a way appropriate to remote learning. In line with our marking approaches, comments will be both positive and suggest improvements. To remain encouraging these suggestions will be selective and focus on just a few areas – just in case those at home think that staff have missed errors or spelling mistakes.

Supervised learning

Please remember to send your child's learning pack in each day for them to work from. Similar to a homework club, it is the parents' responsibility to review learning each evening with your child. Their selected piece of work will be forwarded to their teacher by the supervising staff.

And finally

Please do not measure your house against other houses. I have included the quiz from last year: What sort of a home-school are you? You can only DO YOUR BEST – that is always good enough! It is difficult – that's why moving to remote learning is a last resort! We do not wish it to last any longer than is necessary *and we will be here for the children to help them when it is over.* Take a little time to enjoy it, too 😊

This too, shall pass

*When things are bad, remember:
It won't always be this way.
Take one day at a time.*

*When things are good, remember:
It won't always be this way.
Enjoy every great moment.*

Many thanks for your continued support and every wish for safety and health during these worrying times. Remember – this will pass.

Mrs D Graffin

Mrs Deirdre Graffin

Principal

What sort of home school are you?



Parent(s) at home working through tasks with multiple children

Hard to cope working with more than one child at a time! Suggested timetables might be different or hard to juggle.

Tips

You are in charge of the schedule – don't be frightened to move things around to suit (including giving you more 1-1 time if needed). **Do what you can – accept you won't get everything done – and we understand that.** Prioritise – better doing one activity well than attempting lots. Use the teacher's checklist or create your own to tick off tasks as they are done. Children can help do this, too.



Parent(s) working from home with child/ren completing tasks

See all above! Also technology will be in high demand.

Tips

You do not have to visit every link suggested. The most important reasons to access technology are

- To view pupil overviews on Seesaw
- To complete Education City tasks
- To read online and/or complete an AR quiz

Anything else will just have to be prioritised and timetabled.



Parent out at work. Children being looked after & working on packs

Will they do it the same way as I do? Will I have to check over it when I come home? Carer says they can be hard to settle.

Tips

This is a strange time for everyone. You will not have time to repeat everything when you come home – nor should you. Take an interest in what your child has done and agree what they will do tomorrow – a checklist will help.



Parent out at work. Children being looked after & no opportunity to work on packs

What could they do during the day?

Should we do all the work in the evenings?

Tips

During the day, your child can read lots and even keep a diary. Older children might be able to complete activities independently. They can also enjoy time with their carers. Do not try and complete all activities after work. Do what is manageable e.g. one activity done well. You could use free time at the weekend to catch up on *some* other activities.



Parent working with child at home 1-1

Even though this is the exception, it can still be challenging! Not enough for the child to do?

Tips

For some, there could never be enough! You could repeat written activities using different ideas...and you can never have too much practice of number facts! More worksheets? Many worksheets keep children busy rather than teach them. If you want your child to be busy, why not try some of the other activities teachers have suggested?

This will be sent via a private MS FORMS link for parents to indicate their agreement before the enhanced settings are turned on

New Row Primary School Seesaw Agreement (For use during Remote Learning Jan 2021)

At New Row Primary School, we value effective and appropriate communication between home and school. As part of this we will be using Seesaw as a communication tool and also as a medium for home learning and homework. Seesaw is a platform that allows schools and pupils to engage with parents and carers to create an online environment which:

- helps children become independent learners
- allows work to be completed and shared remotely
- provides a mix of blended learning (online work and hard copies of workbooks)
- promotes effective communication between home and school
- helps to showcase celebrations and achievements

We have developed guidelines to help us all make most effective and appropriate use of this valuable tool.

General

1. Parents ensure they have downloaded the Seesaw App and access it regularly as this is the official school online learning platform.
2. During a period of remote learning such as lockdown or isolation, the school will use Seesaw as a home learning platform to communicate daily with families.
3. Parents should not screenshot or share any info on social media or any other platform outside of Seesaw.

Two-way communication via Seesaw

4. This function will be enabled on your family account once parents/carers have read, understood and signed up to the school Seesaw agreement. Currently parents can receive messages from staff. By enabling this function, there will also be limited communication via Seesaw from home to school.

Using the message function within Seesaw

5. Staff will respond to any queries that parents have about their children's home learning work during teaching hours i.e. 9am - 3.30pm. These queries will be operational in nature e.g. difficulties accessing work.
6. *All other queries or concerns e.g. your child's challenges in completing the work should be raised in the usual way through the school office or via the school email info@newrowps.castledawson.ni.sch.uk*
7. Staff are advised not to respond to any messages via Seesaw that may be best addressed via direct communication in the usual way i.e. through the school office, by having a phone conversation etc.

Using Seesaw to give feedback to pupils


8. In addition to the info email system, staff will also use Seesaw to give feedback to pupils on work submitted. We find this to be motivational and a lovely way to keep connected with school.
9. In the first instance, this shall be one piece of work per day, Monday-Friday.
10. This may be a piece of work as requested by the teacher. Otherwise, it will be one of the child's choosing – the work they are most proud of.
11. The process is exactly the same as for using the current email system but allows the flexibility to now use Seesaw App
 - a. Parent takes a photo of child's work and uses Seesaw to upload a photo (see info sheet)
 - b. Staff member comments on the work, offering praise and a focused suggestion for improvement/future work
 - c. Staff member returns this work via seesaw
 - d. Pupil has an opportunity to read
12. As homes are busy-work arrangements, access to internet etc. we fully understand that it might not be possible to upload between 9am and 3.30pm. Please do so later in the day when suits and feedback will be shared by staff the following day.


If you have any questions or queries about Seesaw, please contact the school office. Thank you for your continued cooperation.

Sending a Message or a Photo on SeeSaw



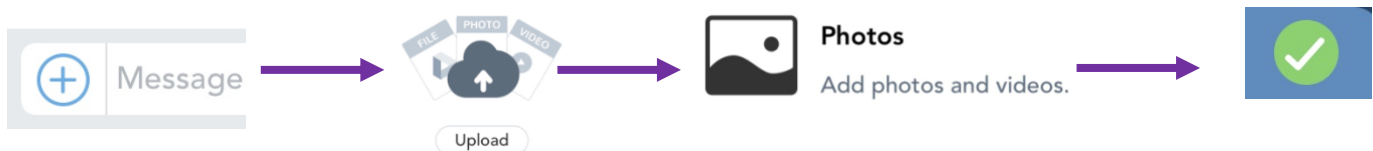
Once you have agreed to the SeeSaw policy, you will be able to send 1 sample of work each day to your child's teacher. Sending a message or a photo on SeeSaw is private and can only be viewed by your child's teacher. Use the steps below to help you send a message or a photo on SeeSaw:

1. Click on the inbox icon at the bottom of the home screen. 



2. Click on the name of your child's class teacher.

3. To send a photo to the class teacher, click the plus button at the bottom of the page, click the upload button, click on photos, select the photo you would like and click on the green tick.



4. To write a message to your child's class teacher, use the box that says 'message *class teacher's name*'.

Message Miss McNicholl...

If you have any queries about how to send a message or a photo on SeeSaw please contact the school office using the email below:

info@newrowps.castledawson.ni.sch.uk