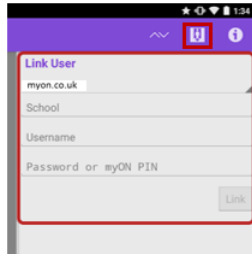


Android and Kindle Fire HD App

The myON app will allow you to store and read up to 20 downloaded books per device when an internet connection is not available. This means that you can use this app to read anywhere! If you would like to use the full functionality of the site, then make sure you are accessing myON via a web browser.


To start using the myON app, you must add your account to the app on the device whilst it is connected to the internet. Then, you must log in using either the password or PIN.

Adding User Accounts:

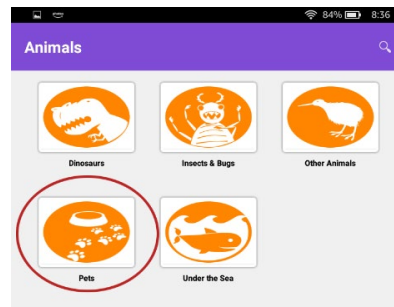
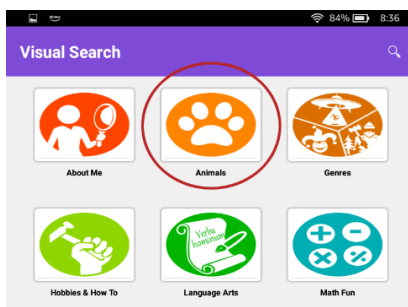


Tap the Link User icon in the top right corner of the screen. Ensure that you have selected **myon.co.uk** and then type and select the name of your school from the drop-down list. Enter your username and password or PIN as you would to log in via a web browser; then, select Link. The app will record your details and, in the future, you will log in by selecting your name and entering the correct username.

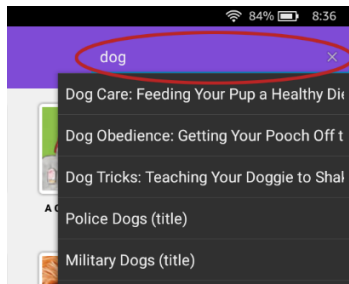
Downloading Books in the App:



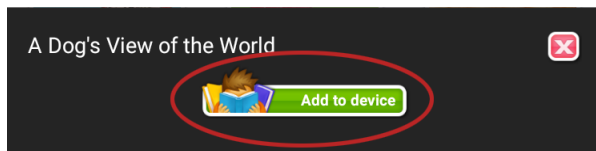
Any books that you want to read offline must be added whilst connected to the internet. To download books, follow these steps. Firstly, in the list of books, select the **Add Book** icon in the top right corner of the screen.



If you want to **find a book by category**, select a category that you're interested in (such as 'Animals'). Then, select a subcategory (such as 'Pets'). When you see a list of books, select the book that you're interested in.

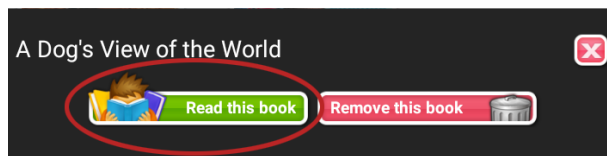


If you want to **search for a book**, select the magnifying glass in the top right corner of the screen. Then, enter a keyword to search for. In the list of possible matching results, **select a book title**.



To download the book, tap the **Add to device** button.

Reading a Book in the App:



Once you've downloaded a book, you can select a book in the app to open it. Then, in the book information window, select **Read Book**. (You also have an option for removing a book that you no longer want to keep in the app.)

As you read the book, you can do the following:

- Select the Play/Pause button at the bottom to start or stop the audio.
- Swipe left or right to turn to another page.

Next time the mobile device has an internet connection and the app is opened, your offline usage will sync with your account in myON, allowing your teacher to recognise the reading time that you have completed in the app.