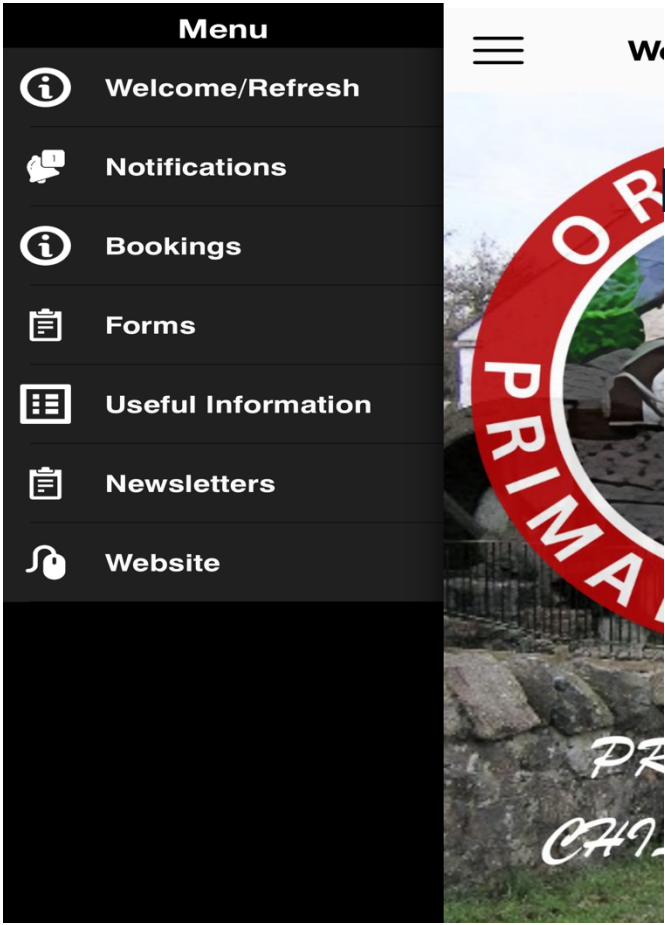


Booking Help Sheet for School App



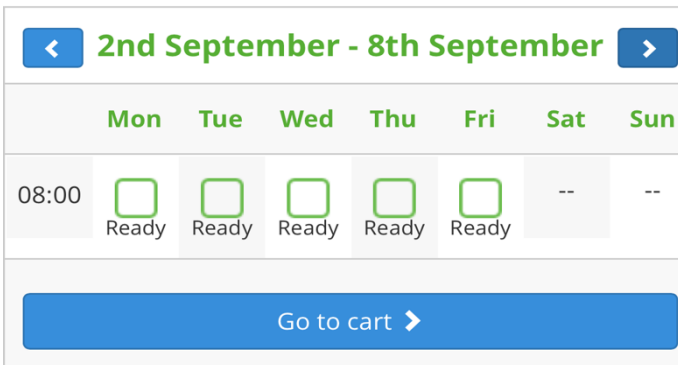
Orritor Primary School & Nursery Unit
"Preparing Children for Life"



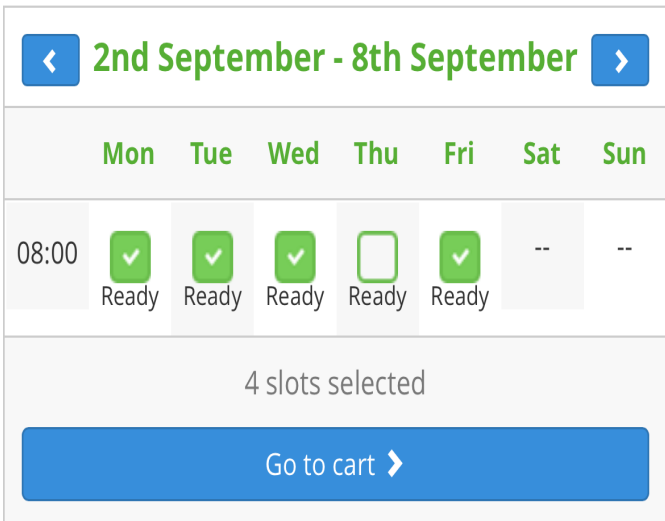
1) Open the app and select the 'Bookings' option.



2) Select the booking that you wish to make.



3) Select the week that you wish to book by clicking the blue arrows.



4) Select the days that you require and click 'Go to cart.'



5) Check your booking and click on 'Proceed to Booking.'

<

Breakfast Club

PRICE	£8.00
TAX (0%)	£0.00
TOTAL PRICE	£8.00
DEPOSIT (100%)	£8.00

BOOKING FORM

Pupil Name*

Joe Bloggs

Email*

Mrsbloggs@gmail.com

Class*

Primary 1

Payment method*

Debit/Credit card

< Cancel

Confirm & Proceed

<

Breakfast Club

ZV1724868145

£8.00

Or pay with card

Email

Mrsbloggs@gmail.com

Card information

1234 1234 1234 1234

MM / YY

CVC

Cardholder name

Full name on card

Country or region

United Kingdom

Postal code

☐

Securely save my information for 1-click checkout

Pay faster on OPS and everywhere

Link is accepted.

6) Complete the Booking Form by adding the following information:

Pupil Name: =

Email: =

Class: =

Payment Method: =

BOOKING FORM

Pupil Name*

Joe Bloggs

Email*

Mrsbl

-- Select Payment method

--

Class*

Primar

FREE

Debit/Credit card

Payment method*

-- Select Payment method --

< Back to calendar

Continue

7) Click on the Debit/Credit Card option.

8) Select the payment option by adding your card details.

Card details will be stored through Stripe after your first transaction. School staff do not have access to any card details.

Stripe is a registered payment system linked to the app.

9) You will receive two emails.

1) Confirmation of your booking

2) Receipt of your payment

Please note, you can only book one child at a time for Breakfast Club.