



Nursery Teachers: Mrs K Wylie
Mrs R Keaveney
Nursery Assistants: Mrs S Moore
Miss C Johnston

Telephone number: 02893351352 Ext. 2

Website: oakfieldprimaryschool.com

 Oakfield Primary School and


Nursery Unit



NOVEMBER NEWS

THEMES AND INTEREST TABLES

Our themes for the month of November are **Space**, **Nocturnal animals** and **Road Safety**.
Our colours are **Black** and **White** and our shape is a **circle**.



POSITIVE BEHAVIOUR

A special well done to the children for making such a big effort to be kind.



During November we will be thinking about sharing.



TOGETHER TIME



Nursery Unit

For our November 'Together Time' please talk to your child about the importance of caring for animals as the colder weather approaches. Perhaps put some cat or dog food on a saucer at night. You will know if there are hedgehogs in your garden if the food is eaten and the saucer upturned. You could also make bird cakes to hang in your garden. Please see attached bird cake recipe.

OTHER SUGGESTED ACTIVITIES

Language Development

- Reinforce the names of nocturnal animals (owl, hedgehog, bat, badger etc)

Early Mathematical Development

- Have fun finding shapes in the environment e.g. what shape is the door, window etc?
- Search for items of a particular colour/size

Physical Development

- Practise using a knife and fork
- Use empty containers in the sink or bath to practise pouring skills
- Develop scissor skills by cutting strips of paper with safety scissors

The Arts

- Use junk art to make space rockets



Nursery Teachers: Mrs K Wylie
Mrs R Keaveney
Nursery Assistants: Mrs S Moore
Miss C Johnston

Telephone number: 02893351352 Ext. 2

Website: oakfieldprimaryschool.com



Oakfield Primary School and

Nursery Unit

Dates for your Diary

- Monday 4th November- 123 club commences- wrap around care provision in the nursery from 1:30-3:00. The cost will per £4.50 per day. Bookings and payment should be made via ParentPay
- Wednesday 6th November- Jo Jingles
- Tuesday 12th November – Odd Sock Day for Anti-Bullying week
- Thursday 14th November - Happy Healthy Kids Stay and Play @ 1pm- Mrs Wylie's class
- Friday 15th November - Happy Healthy Kids Stay and Play @ 1pm- Mrs Keaveney's class
- Thursday 21st November- Shared Education- Play date with Acorn Integrated Nursery Unit

GETTING READY TO LEARN



It was lovely to have you along to nursery for stay and play fun, with your child last month. We are looking forward to welcoming you back later in the month. We will be continuing to send 'lending bags' home each week, after half term. Information sessions will be shared on Seesaw.




These are just some of the rhymes and songs
that we like to sing in nursery.
Perhaps you may like to practise them with
your child at home.

Porridge is bubbling, bubbling hot,
Stir it round and round in the pot.
The bubbles plip! The bubbles plop!
It's ready to eat, all bubbling hot.



There's a wide-eyed owl with a pointed
nose,
Two pointed ears and claws for his toes.
He sits in a tree and he looks at you,
He flaps his wings and cries,
Tu-whit-Tu-whoo, Tu-whit-Tu-whoo.



2 little hedgehogs sitting by a shed,
1 called Marybelle, one called Fred.
Curl up Marybelle, curl up Fred,
2 little hedgehogs sitting by a shed.

2 little hedgehogs sitting by a shed,
1 called Marybelle, one called Fred.
Peek a boo Marybelle, Peek a boo Fred,
2 little hedgehogs sitting by a shed.




Climb aboard the space ship, we're
going to the moon.
Hurry and get ready, we're going to
blast off soon.
Put on your helmets, and buckle up
real tight.
Here comes the count down, let's
count with all our might.

10-9-8-7-6-5-4-3-2-1 BLAST OFF!
(Tune: Incey Wincey Spider)

5 little men in a flying saucer,
flew round the world one day.
They looked left and right, but they
didn't like the sight,
So one man flew away.

Continue with 4, 3, 2, 1



I am a rocket crouched on the
ground,
Waiting quietly without a sound.
Light this fuse on my little toe,
Ready for take-off – here we go!

WHOOOOOOOSSSSSSHHHHH!




Bird cake recipe

Not suitable for children with nut allergies
Note that bird seed, including peanuts bought for birds, are not suitable for human consumption

You will need:

- Bird seed
- Raisins
- Peanuts
- Grated cheese
- Lard
- An empty yoghurt pot



Steps:

Carefully make a small hole in the bottom of a yoghurt pot. Thread string through the hole and tie a knot on the inside. Leave enough string so that you can tie the pot to a tree or bird table. Allow the lard to warm up to room temperature, but don't melt it. Cut the lard into small pieces and put it in a bowl. Add the other ingredients and squeeze the mixture together with your hands until the fat holds it altogether. Fill your yoghurt pots with bird cake mixture and put it in the fridge to set for an hour or so. Take your bird cake out of the fridge and carefully cut the pot away from the cake and hang up in the garden.