

Nursery Teachers: Mrs K Wylie
Mrs R Keaveney
Nursery Assistants: Mrs S Moore
Miss C Johnston

Telephone number: 02893351352 Ext. 2
Website: www.oakfieldprimaryschool.com




Oakfield Primary School and
Nursery Unit



FEBRUARY NEWS

In February we will be learning:

- About different emotions
- How to be loving and caring towards others
- About healthy foods and good dental hygiene 
- About knights and castles 
-  Our Colour is **pink** and our shape is heart

DATES FOR YOUR DIARY

- **Monday 3rd - Friday 7th February** - Parent / Teacher Interviews
Nursery will finish at 1pm on these days
- **Monday 3rd February** - One of the parents from the Oakfield family, Mrs Montgomery, will be visiting to speak to the children about looking after their teeth
- **Thursday 6th February**- Football Fun
- **Monday 10th - Friday 14th February inclusive** - Oakfield Primary School and Nursery Unit will be closed for half-term holiday and will reopen on Monday 17th February 2025.
- **Wednesday 19th February** - Jo Jingles
- **Thursday 20th February** - Shared Education play date with Acorn Integrated Nursery Unit at Acorn
- **Thursday 20th February** - Stay and Play- Mrs Wylie's class 1pm-1.30pm
- **Friday 21st February** - Stay and Play- Mrs Keaveney's class 1pm-1.30pm
- **Tuesday 25th February** – Poppin Pilates
- **Wednesday 26th** – Group of children to visit Carrickfergus Manor

STAY AND PLAY- SAVE THE DATES

- **Tuesday 25th March 2025** – My Grown Up and Me for Morning Tea at 10am-11am
- **Thursday 3rd April 2025**- Grandparents Celebration Day at 9am- 10.45am
- **Friday 23rd May 2025**- Shared Education Community Celebration Event



MARK – MAKING

Some children are attempting to write their names on their work, so when your child is ready, try to encourage him/her to do the following:

-When using drawing/painting tools use a tripod grip, held near the base (we call it a “Aly Alligator” – please refer to video posted on Seesaw)

-With the exception of the first letter of their name, which should be a capital, use lower case letters - it’s much easier to promote good habits than undo “bad habits”!

-Move the drawing tool from left to right. Putting a little dot on the left side of the page often helps.

-Praise all attempts as progress is being made!

In nursery we seek to foster a love of and an interest in mark making. More formal letter formation will be taught in P1.

SUGGESTED ACTIVITIES FOR YOUR CHILD

Language Development

- Encourage looking out for print in the environment e.g. shop signs, vehicle registration, story books, and talk about their meaning

The Arts

- Create a basic map showing the route to and from school. Cut out or draw pictures of landmarks and mark out their journey

Physical Development


- Explore patterns using dots, vertical, horizontal and zigzag lines. If your child needs a challenge, encourage cutting along lines
- Use masking tape to create straight and zigzag lines on the ground for your child to walk/hop along and balance

Early Mathematical Experiences

- Go for a walk with your child, encouraging him/her to point out familiar landmarks and places and support the use of directional and positional language to describe where you are going e.g. “turning up the road”, “the bakery is opposite the butchers”, and “the trees are in front of the school”, etc.

Welcome to Getting Ready to Learn

Supporting pre-school education providers.

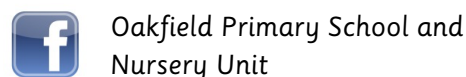


‘Getting Ready to Learn seeks to encourage and develop your involvement in your children’s learning thereby empowering you to create and sustain a positive home learning environment.’

Remember to keep exploring and using all the equipment in your bag of goodies!

Nursery Teachers: Mrs K Wylie
Mrs R Keaveney
Nursery Assistants: Mrs S Moore
Miss C Johnston

Telephone number: 02893351352 Ext. 2
Website: www.oakfieldprimaryschool.com



These are just some of the rhymes and songs that we like to sing in nursery. Perhaps you might like to practise them with your child at home.

(Sang to the tune of –BINGO)

To show you like your special friends,
Just give them each a heart.
H-E-A-R-T, H-E-A-R-T, H-E-A-R-T,
Each heart says I like you!



If You're Happy and You Know It

If you're happy and you know it, clap your hands,
If you're happy and you know it, clap your hands,



If you're happy and you know it and you really want to show it,
If you're happy and you know it, clap your hands.

If you're happy and you know it nod your head

If you're happy and you know it stamp your feet

If you're happy and you know it turn around

If you're happy and you know it do all four

I love you, you love me,
We're a happy family.
With a great big hug and a kiss from me to you,
Won't you say you love me too.



(Sang to the tune of Twinkle Twinkle)

Got my toothpaste, got my brush,
I won't hurry, I won't rush.
Making sure my teeth are clean,
Front and back and in between.
When I brush for quite a while,
I will have a happy smile!