



Department for
Infrastructure
An Roinn
Bonneagair
www.infrastructure-ni.gov.uk

8-11 year olds



Test **your**
Road Safety
Knowledge



Crossword,
Wordsearch,
Code breaking,
and **much more!**



Wordsearch



Road Safety Activity Book



Road signs

Signs with red triangles warn us of dangers. Signs with circles nearly always give orders. Blue circles tell us what to do. Red Circles tell us what NOT to do. Rectangles and pentagons give directions or other information. You will see lots of different signs when you are out and about. Read the Highway Code to see what they mean.

Use the colour key to colour the road signs then use the

Word bank

Traffic Lights

School Crossing Patrol

Roundabout

Cycles Only

Maximum Speed

Bend to right

Key

A=Amber

B=Blue

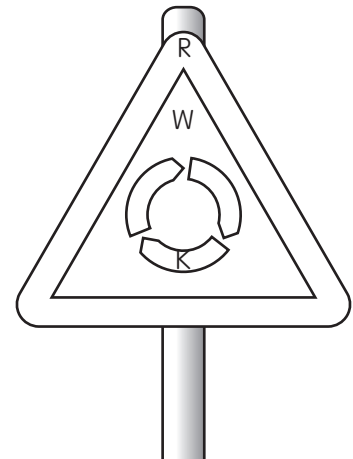

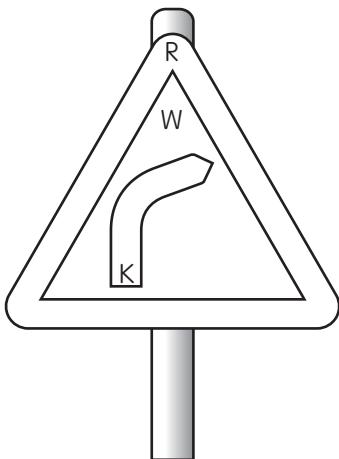
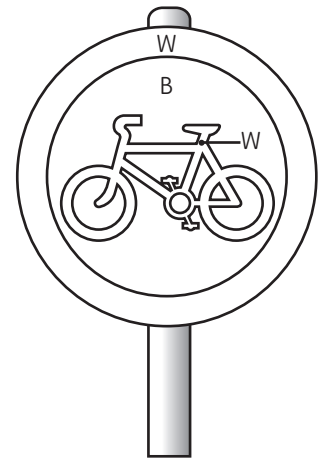
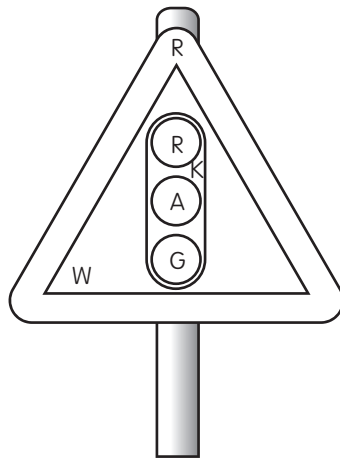

G=Green

K=Black

R=Red


W=White

Y=Yellow



Be active, help the environment

How much do you know about staying active and caring for the environment? See if you can complete the crossword using the clues below.



Clues

Across:

- 2: Runs on a track _____
- 3: It's good to _____
in a safe place
- 6: Smaller than a bicycle,
has no pedals _____
- 8: When we move around
we are keeping _____
- 10: Our surroundings

Down:

- 1: 2 wheels & pedals

- 4: A form of public transport

- 5: Opposite to running

- 7: Another word for jogging

- 9: Something you wear on your
head while cycling _____

Unscramble these Words

Unscramble the words below then use them to complete the sentences:

steleatb

Always wear your _____

.....

kclob

Never _____ the rear view mirror

.....

gensrat's

Never get into a _____ car

.....

tractisd

Never _____ the driver

.....

tenmavep

Always get out on the _____ side, if possible

.....

peno

Never _____ the car door when the car is moving

.....


rowth

Never _____ anything out of the car window

.....

Know your bike

See if you can name the parts of the bike, then do the safety checks as outlined below.




Before going out on your bike, you should always carry out these safety checks:

- A:** Air - check tyre pressure _____
- B:** Check brakes are working _____
- C:** Ensure your chain is lubricated _____
- D:** Drop your bike from 6cm height and catch it as it touches the ground _____

Town hazards and country hazards

Spot the different hazards in the pictures on these pages. Circle each hazard in the picture and write a short description for each under the picture.




1. Don't walk behind the crossing patrol person.

2. _____

3. _____

4. _____

5. _____



1. _____

2. _____

3. _____

4. _____

5. _____

Word search

Try to find these words in the
Wordsearch box

- 1) footbridge
- 2) zebra crossing
- 3) subway
- 4) pelican crossing
- 5) traffic lights

- 6) police officer
- 7) look
- 8) pavement
- 9) motorcycle
- 10) listen

- 11) van
- 12) lorry
- 13) think
- 14) car
- 15) bus

- 16) speed
- 17) taxi
- 18) green cross code
- 19) traffic

L	X	Z	V	A	U	T	U	S	A	I	P	C	M	E
Q	A	E	F	O	O	T	B	R	I	D	G	E	N	M
D	I	B	S	H	D	E	E	F	A	I	W	Y	K	O
P	T	R	A	F	F	I	C	L	I	G	H	T	S	T
R	R	A	O	O	K	A	X	U	R	S	X	H	P	O
P	E	C	V	A	N	B	S	P	E	E	D	I	O	R
O	D	R	E	B	E	X	I	U	C	S	A	N	Y	C
B	S	O	R	E	D	S	U	D	I	Z	E	K	R	Y
B	U	S	I	L	O	R	R	Y	F	A	C	J	D	C
E	B	S	G	H	I	G	T	E	F	I	U	I	P	L
R	W	I	O	R	J	U	D	P	O	S	K	F	J	E
S	A	N	T	I	U	A	M	L	E	F	P	E	H	P
P	Y	G	U	X	N	S	B	U	C	N	S	B	S	T
N	F	L	R	A	N	E	T	S	I	L	B	E	C	I
D	G	F	W	T	I	C	P	O	L	S	U	P	F	E
P	E	L	I	C	A	N	C	R	O	S	S	I	N	G
E	P	A	T	K	I	G	N	S	P	G	O	A	I	F
G	R	E	N	T	L	O	O	K	L	U	N	F	E	R
R	A	C	T	U	H	O	T	N	E	M	E	V	A	P
B	E	D	O	C	S	S	O	R	C	N	E	E	R	G
S	I	G	I	T	R	A	F	F	I	C	T	J	L	M

Green Cross Codebreaker!

How well do you know your Green Cross Code?

Fill in the blanks and renumber the pieces so the code is complete and in the right order.

1

First find a s__ f__ r place to cross, then s ____ .

2

C _____ s when there is no traffic and there is enough _____ e to get to the other side without running. If you are unsure don't cross.

3

S _____ d on the pavement, but not too close to the edge of the kerb.

4

Keep l _____ g and _____ ing for traffic as you cross the road. _____ k straight across the road. Do not run.

5

L _____ and l _____ t _____ n in all directions for any traffic and t _____ n _____ about what you are doing.

Travelling to & from School

Travelling to and from school is a great opportunity for us to be active. Walking part or all of our journey can help us to be healthy. Using public transport is also a good way to travel as it can reduce the amount of traffic on the road which helps improve the local environment.

The word bank below contains active ways to travel that are better for the world around us, but the letters in each word are mixed up. **When you work out what the words are, write them below the picture they belong to.**

WORDBANK

TCEOSRO

AKWL


NRAIT

USB

LCEYBCI



Crossword



Across

4. _____ limit (5)
5. How cars signal what direction they are going (8)
6. Popular form of public transport (3)
7. Name of Road Safety character (Check your Road Safety calendar) (7)
8. _____, Look, Listen (4)
10. What do cars travel along? (4)
11. Two wheeled method of transport (4)
12. _____ jam (7)
16. Guidance on how to keep safe on the road (5,4,4)
17. Underground crossing (6)
18. What do people drive? (3)
19. How drivers see better at night, by using their _____ (6)
20. _____ test a person needs to do in a car (7)

Down

1. Wear _____ clothes during daylight (6)
2. A person travelling by foot? (10)
3. STOP, LOOK, _____ (6)
4. What should everyone wear when travelling in the car (4,4)
9. What do pedestrians walk on? (8)
13. Crossing located above the road (10)
14. STOP, _____, LISTEN (4)
15. What should you wear whilst riding your bicycle? (6)
16. Road sign instructing drivers to wait until the road is clear at a junction (4,3)



Department for

Infrastructure

An Roinn

Bonneagair

www.infrastructure-ni.gov.uk

Safe & Accessible Travel Division,

Department for Infrastructure

Room 3-09,

Clarence Court,

10-18 Adelaide Street,

Belfast BT2 8GB

Tel: 030 0200 7838

Email: safeandsustainabletravel@infrastructure-ni.gov.uk