



# Outdoor Spelling Activities



Outdoor Spelling Activities

## Rainbow Words

Choose one coloured chalk to write your spellings on the ground. Then, go over them in 4 other colours.




twinkl.com

Outdoor Spelling Activities

## Sand Words

With your finger, write your spellings in the sand.

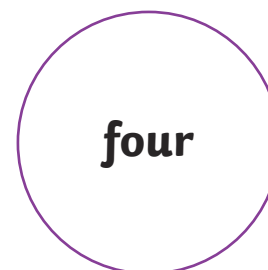


twinkl.com

Outdoor Spelling Activities

## Spelling Shapes

Count your spelling words. Draw one shape on the ground with coloured chalk for each word. Now, write a spelling word inside each of the shapes.

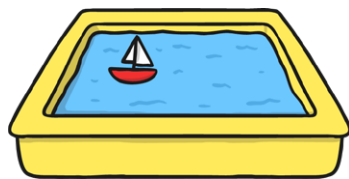


twinkl.com

Outdoor Spelling Activities

## Water Words

With your finger, trace out a spelling in the water. Can your partner work out the word you spelt?



Outdoor Spelling Activities

## Musical Spellings


Using a musical instrument, say or sing your spellings. Join with a partner and see if you can make a song using as many of your spellings as you can.



Outdoor Spelling Activities

## Stones

Using stones with letters of the alphabet on, spell each of your spellings.



Outdoor Spelling Activities

## Air Write

Write your spelling words in the air with your finger. Ask someone to read your words as you write. You could also ask someone to air write while you read their words.



Outdoor Spelling Activities

## Fancy Letter

Write out each of your spelling words on the ground with chalk. Your letters could be curly or dotty.

*curly*

Outdoor Spelling Activities

## Buried Treasure

Using small alphabet letters, make each of your spellings in the sand. Bury the word afterwards and see if you can remember how to spell it.



Outdoor Spelling Activities

## Spelling Flower

Find a flower or tree and have a go at drawing it. Write each spelling words on one of the petals or leaves.



Outdoor Spelling Activities

## Sandy Objects

Using a variety of different objects (a paintbrush, a ruler, stones), have a go at writing your spellings in the sand.

