

Year 1 Transition



Welcome!



We are so pleased you are joining us in Year 1 at Euston Street Primary School. We can't to meet you all!

Settling in!

At the beginning, we take some time to settle in. The first 2 days will see children split into two groups. This allows children to familiarise themselves with the classroom, staff and pupils in smaller groups to avoid feeling overwhelmed. Following these days, children will join together as a class for a week on a reduced day (9-12pm). From 8th September children will begin their normal school day, 9am -1.45pm, staying for lunch.

Meet the Year 1 Team



Mrs Gillespie



Mrs Byers



Mrs Moore



Mrs Allen

Transition



There are many ways we the support our pupils with the transition from nursery to year 1. These include:

Christmas Play Rehearsals

Each year, nursery and Year 1 come together to rehearse and perform our Christmas Play. This provides a nice opportunity for pupils to become familiar with all our Foundation Stage staff.

Storytime

In the final term of nursery, Year 1 teachers will visit nursery to read a story and introduce themselves to the pupils.

Stay and Play

Nursery have the opportunity to visit their Year 1 classroom during our play and stay. This is designed to help pupils familiarise themselves with the new environment and teacher in preparation for the new school year.

School walks

Throughout the school year, nursery teachers will take their classes on a walk around the school. They will show them the classrooms, teachers and the school garden.



Learning



The transition from Nursery is one of moving from an environment of play-based learning to a more structured learning setting whilst still incorporating play-based learning.

In Year 1, children access more formal lessons in Literacy, Numeracy, World Around Us in addition to other subject areas. Children will engage in Phonics lessons, Talking and Listening activities as well as writing tasks as part of their Literacy lessons. Throughout Numeracy, children will gain knowledge and improve counting skills through tasks, games and songs. They will explore the world of Numeracy through engaging practical and written tasks. Children also have the opportunity to begin to build their digital skills through the use of iPads, laptops and interactive boards in the classroom.







Routine

Routines are so important at this young age and will also help improve your child's independence. The more familiar they become with their routine and what to expect, the easier transitions may be. In the classroom we have a discussion about what we will do each day as well as visual cards to show our daily timetable to allow children to be aware of what we are doing that day and how their day is progressing.

Routine is not only important within school but also at home. If possible, it is beneficial to have a morning/bedtime routine that is consistent. A good sleep and breakfast before school will help fuel the body and brain for a day of learning and play.





In Year 1 Home Learning will also be provided. This can be a written task, online game and talking and listening activity with your child about their class topic. Having a routine for Home Learning may support your child as it allows them to begin to build good habits and will support them as they progress through the school.



Rules

Children will also have the opportunity to make a 'Class Charter'. This allows pupils and the teacher to discuss what they think would be important rules within their classroom to support everyone and keep everyone safe.

Gaining Independence


Encouraging independence is a great bonus for starting school.

Here are some things to get good at over Summer.

Colour the face as you go!




Wash your hands



Use the toilet



Put on your coat



Put on your shoes



Super Skills



Have a look and see what super skills to work on to help you get ready for Year 1


Colour carefully



Have a go at writing my name



cut along a line



Hold my pencil



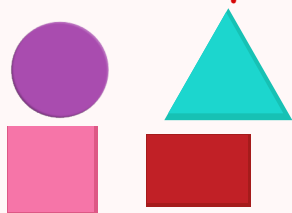
name colours




Recognise numbers 0-10



name shapes



sing some nursery rhymes



zip up my coat



Put on my shoes and socks



tidy up



wash my hands



play with others



use a knife and fork



Fine Motor Skills



Playdough – Roll the play dough, make shapes, roll playdough into a long line and cut with scissors, squeeze it. You can also find playdough videos online to support you.

Colouring in – work on holding crayons or colouring pencils. Try to correct pencil grip.

Cutting – Cut pictures out of newspapers/magazine etc. Draw shapes and lines on paper to cut along.

Tweezers– Get large plastic tweezers, your child can use these to pick up a variety of objects. This will help build muscle strength in their hands.

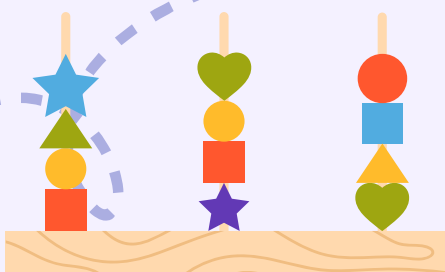
Lego– Pushing lego blocks together and pulling apart.

Buttons – Buttoning up their coat and unbuttoning.

Cutlery – Using a knife and fork

These are just a few ideas to get you started.

There are lots of brilliant ideas online and you can find more by typing 'fine motor skills activities' online



How Can You Help?

Talk positively about school and remind your child about their friends, their learning and the new things they will experience in Year 1. Take a walk past school to ensure it becomes a familiar sight and point out of Year 1 entrance door.

Have lots of fun singing Nursery Rhymes and number songs. Even build up those fine motor skills by using playdough at home, games using giant tweezers and even come colouring in to support getting ready to write!

You can find more information about Year 1 in our "What To Expect Leaflet" on the Year 1 page.

