

twinkl

A TWINKL ORIGINAL

Dragons in the City





Bring Your Book to Life!



Download our FREE Twinkl AR app from the App Store or on Google Play to unlock augmented reality features. Wherever you see this icon, simply aim your device at the page to bring the book to life in 3D!



First published 2018 by Twinkl Ltd.
197 Ecclesall Road, Sheffield S11 8HW

Copyright © Twinkl Ltd. 2018

All rights reserved. No part of this book may be reproduced in any form or by any means, electronic or mechanical, including photocopying, recording or by any information and retrieval system, without permission in writing from Twinkl Ltd.

This is a work of fiction. Names, characters, businesses, places, events and incidents are either the products of the author's imagination or used in a fictitious manner. Any resemblance to actual persons, living or dead, or actual events is purely coincidental.

Apple and the Apple logo are trademarks of Apple Inc., registered in the U.S. and other countries. App Store is a service mark of Apple Inc., registered in the U.S. and other countries.

Google Play and the Google Play logo are trademarks of Google LLC.

Twinkl is a registered trademark of Twinkl Ltd.

A TWINKL ORIGINAL

Dragons in the City



Twinkl Educational Publishing

This was Bo's favourite time of year. Everyone was here! Mum, Dad, Bo, Leo, Gran, Cousin Evie, Uncle Charlie, Auntie Mei and Uncle Jian were all squeezed around the table.

All of Bo's family had gathered together for a reunion dinner. They were celebrating a very special and exciting occasion...

Chinese New Year!





After dinner, Auntie Mei showed Bo and Evie how to make boiled dumplings. The girls loved getting their hands all sticky in the mixture.

They finished boiling the dumplings just in time for the fireworks.

“I can’t believe we got to stay up until midnight!” exclaimed Bo as she nibbled on a dumpling.




Bo and Evie gazed through the windows at the bright, colourful patterns exploding in the night sky.

Uncle Jian and Mum wished each other a happy New Year in Mandarin Chinese.

“How do I say that?” Evie asked Bo.

“You say it like this: Sheen nian kwai luh,” said Bo.

“Xīn nián kuài lè!” everyone shouted happily.



The next morning, Bo and Evie woke up full of excitement. When they got downstairs, they were each given some lucky red envelopes with money inside.

“Thank you!” they both said with huge smiles on their faces.



“Now go and get dressed while I make breakfast,” said Dad. “We can leave for the parade as soon as you’re ready!”

Soon, the family had arrived in the hustle and bustle of the festival. The noise of the crowd filled the air and the streets were bright with colour.

“The best part is the dragon,” said Bo excitedly.
“Just wait until you see it!”



As they walked past the food stalls, Evie couldn't believe her eyes. “There's just so much to choose from!”



Evie bought some delicious sweets and shared them with Bo as they looked around at the red and gold decorations.

Walking through the crowd, Evie noticed someone holding a paper dragon on wooden sticks. "Is that the dragon?" she asked hopefully.

"No," Bo explained, "that's not the dragon we're looking for – but those ones are good fun!"

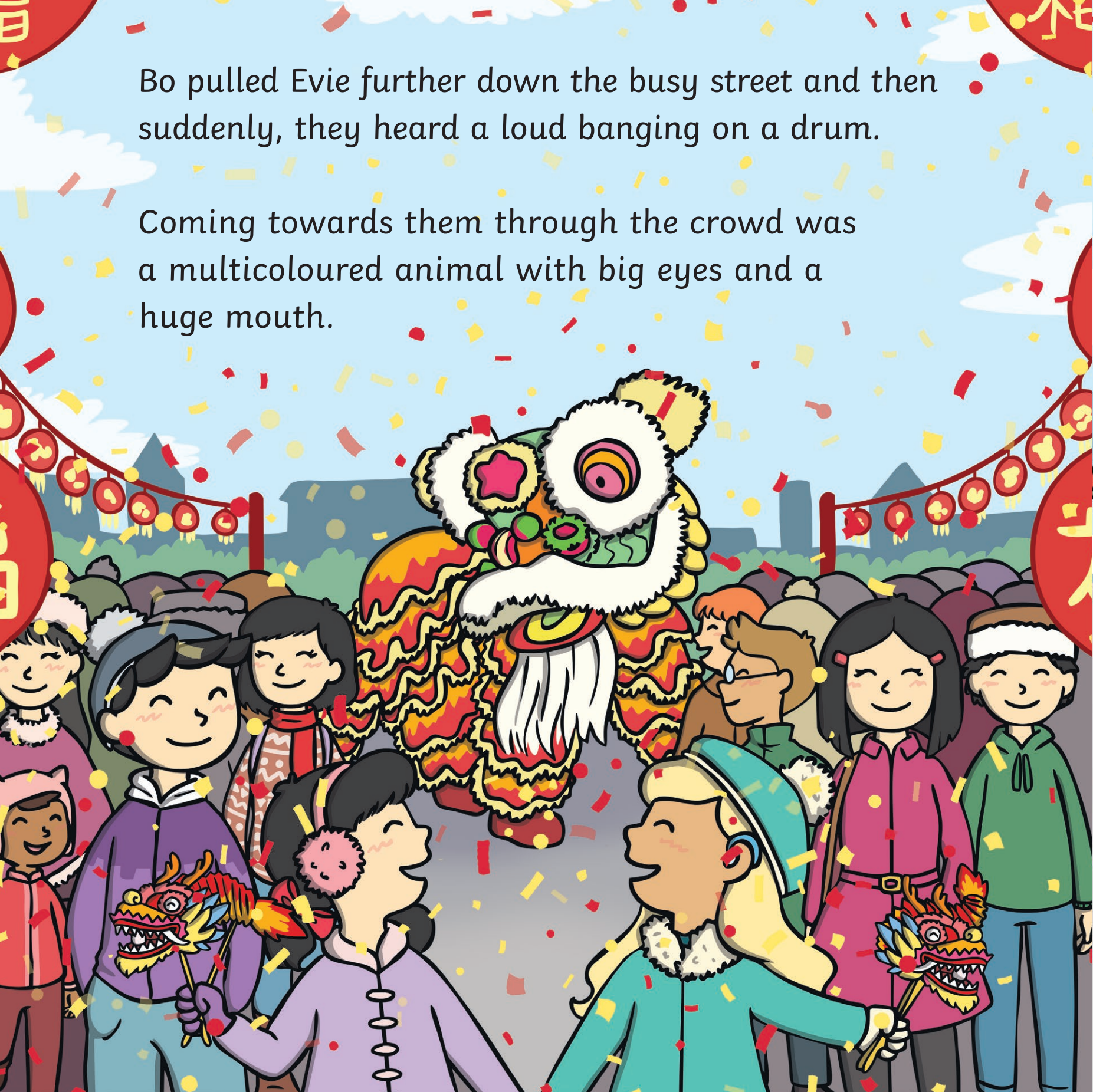
Uncle Jian passed some money to the woman behind the stall and took two of the paper dragons.

"Here, you can have one each," he said with a smile, as he handed them to Bo and Evie.




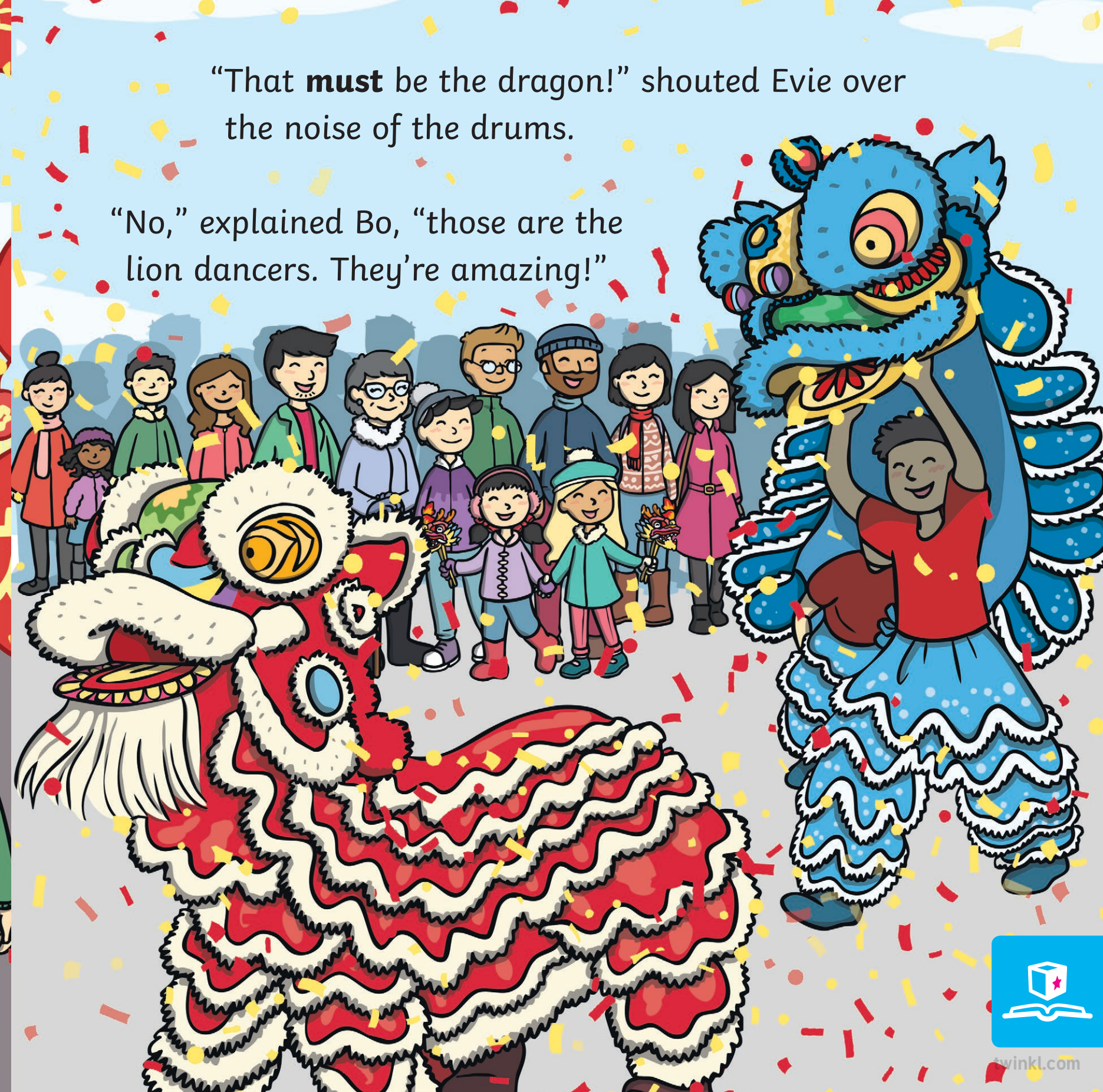
Bo pulled Evie further down the busy street and then suddenly, they heard a loud banging on a drum.

Coming towards them through the crowd was a multicoloured animal with big eyes and a huge mouth.



“That **must** be the dragon!” shouted Evie over the noise of the drums.

“No,” explained Bo, “those are the lion dancers. They’re amazing!”





“What a show!” said Gran. “What next?”

“Shall we go and find the Blue Dragon?”
Mum asked, pointing down a narrow street.

Evie’s face lit up. ‘Finally, we get to see
the dragon!’ she thought.

“The Blue Dragon is our favourite restaurant,” explained Bo.
“You should try the pork buns, they’re yummy.”



Once everyone had eaten, Mum passed them all a piece of paper. “It’s time to write your wishes for the wishing tree,” she said.



“Make sure it’s a good one,” Bo whispered to Evie.
“It might come true!”





Everyone hung their wishes on the wishing tree, feeling hopeful about what the year would bring.

“Where next?” asked Uncle Charlie.

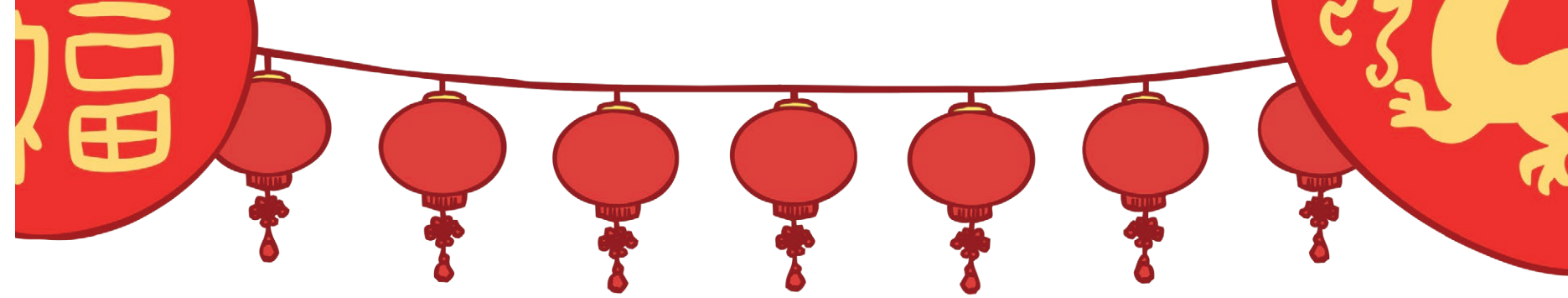
“We need to find a good spot for Bo’s favourite part of the day,” replied Dad.



The family found a space amongst the hundreds of excited people.



While they were waiting, Evie and Bo listened eagerly as Uncle Jian told the story of the Chinese zodiac.



“Look!” shouted Dad. “There it is!”

Evie turned around and saw the most enormous,

colourful,

spectacular...



...dragon!

Evie stared in wonder, trying to work out how the people were making it move. It was the most amazing puppet she had ever seen.

The family watched as the magical creature made its way through the crowd.

“Wow!” exclaimed Evie.

“That really **was** the best part!”





Continue the learning with exclusive teacher-created resources to engage and inspire children at school, at home and beyond...

Visit [twinkl.com/originals](https://www.twinkl.com/originals)

Why is Chinese New Year Celebrated?
Chinese New Year has been celebrated for more than 4000 years. It is a time when the Chinese people celebrate the beginning of a new year. It is a time when the Chinese people celebrate the beginning of a new year. It is a time when the Chinese people celebrate the beginning of a new year.

Chinese Dragon Dance
Click on the picture to find out more.

Dragons in the City
Chinese New Year Traditions

This was the favourite time of year. Dragons were born. They were born in the mountains. They were born in the mountains. They were born in the mountains. They were born in the mountains.

Dragons in the City Multiplication Answers

Solve the maths problems to reveal the hidden picture. Each answer has a special colour.

20 = red
30 = gold
40 = gold
50 = light yellow

1 x 10	2 x 5	3 x 3	4 x 2	5 x 2	6 x 2	7 x 2	8 x 2	9 x 2	10 x 2
10 x 1	5 x 2	5 x 4	2 x 10	4 x 5	10 x 2	4 x 5	1 x 10	2 x 5	2 x 5
2 x 5	5 x 4	10 x 2	4 x 5	10 x 2	2 x 10	5 x 4	10 x 2	10 x 1	1 x 10
2 x 10	5 x 10	2 x 10	10 x 5	5 x 4	5 x 10	2 x 10	10 x 5	5 x 4	5 x 4
5 x 10	5 x 4	10 x 5	2 x 10	5 x 10	5 x 4	10 x 5	10 x 2	5 x 10	4 x 5
4 x 5	10 x 5	10 x 2	5 x 10	10 x 2	10 x 5	4 x 5	5 x 10	2 x 10	2 x 10

Dragons in the City Multiplication

Solve the maths problems to reveal the hidden picture. Each answer has a special colour.

20 = red
30 = gold
40 = gold
50 = light yellow

1 x 10	2 x 5	3 x 3	4 x 2	5 x 2	6 x 2	7 x 2	8 x 2	9 x 2	10 x 2
10 x 1	5 x 2	5 x 4	2 x 10	4 x 5	10 x 2	4 x 5	1 x 10	2 x 5	2 x 5
2 x 5	5 x 4	10 x 2	4 x 5	10 x 2	2 x 10	5 x 4	10 x 2	10 x 1	1 x 10
2 x 10	5 x 10	2 x 10	10 x 5	5 x 4	5 x 10	2 x 10	10 x 5	5 x 4	5 x 4
5 x 10	5 x 4	10 x 5	2 x 10	5 x 10	5 x 4	10 x 5	10 x 2	5 x 10	4 x 5
4 x 5	10 x 5	10 x 2	5 x 10	10 x 2	10 x 5	4 x 5	5 x 10	2 x 10	2 x 10

Paper Dragon

You will need:
Dragon Template (in colour or black and white)
Coloured paper or card
Scissors
Glue
String
Sticky tack and hair (optional)

Instructions:

- Print out the desired Dragon Template (either in colour or black and white).
- Colour and decorate as you wish, to make the dragon really stand out.
- Cut out the dragon template.
- Fold along each line to produce a rigid dragon.
- Glue the dragon to a piece of card or paper.
- Cut out the feet and stick these onto the body so that they are spread out.
- Cut out the head and stick it to the front of the body.
- Cut out the tail and stick it to the end of the body.
- Use a string and sticky tack to attach a string under the head and a string under the tail of your dragon to make it dance!

Paper Dragon

Body

Feet

Tail

Head

Lucky Red Playdough Recipe

You will need:
Flour
Salt
Food colouring
Lemon juice
Oil
Water

Method:

- Put the flour, salt and oil in a bowl and mix together.
- Add the food colouring and mix together.
- Add the lemon juice and mix together.
- Add the water and mix together.
- Knead the dough until it is smooth and pliable.

Use your playdough to put 10 wishes onto the wishing tree.

Dragons in the City Board Game

You will need:
Dragons in the City Board Game
Dice
Pawns
Tokens

Before you play:

- Print out the board game.
- Cut out the dice and glue the tokens together to make a coin.
- Use the tokens to make the dragon and the dragon's head.
- Cut out the dice and glue them to the board.

How to play:

- Place the tokens at the start of the game.
- Roll the dice and see how far you can go.
- Place the tokens on the board.
- Roll the dice and see how far you can go.

Dragons in the City Board Game

Start

1 2 3 4 5

6 7 8 9 10

11 12 13 14 15

16 17 18 19 20


21 22 23 24 25

26 27

28 29 30



For accompanying materials, scan the QR code above or visit [twinkl.com/originals](https://www.twinkl.com/originals)



**Bo loves Chinese New Year.
This time, she is sharing the
fun with her cousin, Evie.**

**“The best part is the dragon,” said Bo excitedly.
“Just wait until you see it!”**

**Will they ever see the dragon that Bo has told
Evie about? Find out in this colourful story
of celebration and wonder.**



visit [twinkl.com](https://www.twinkl.com)

We help those who teach.

We provide educators around the world with entire schemes of work, lesson planning and assessments, plus online educational games, innovative augmented reality and lots, lots more.

