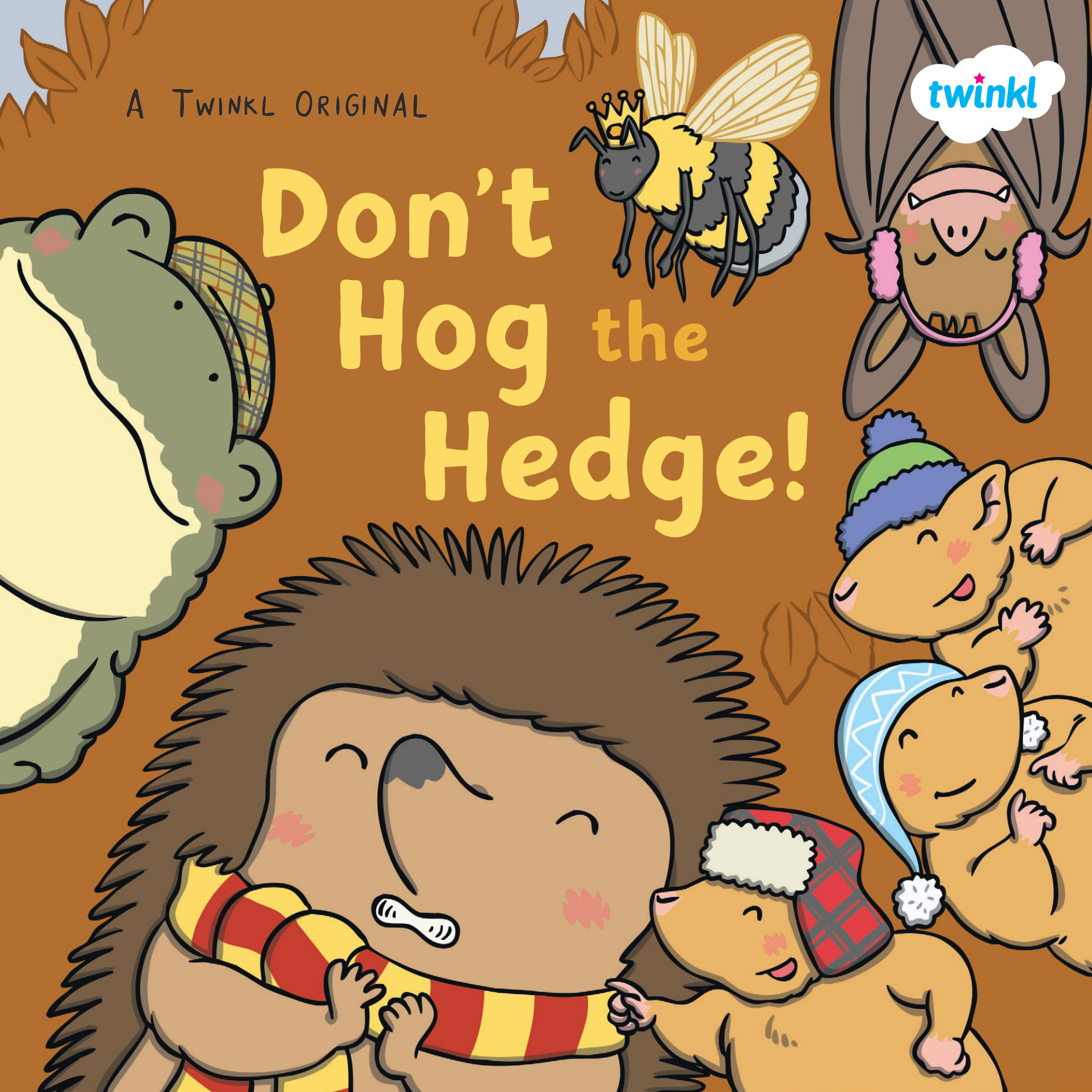


A TWINKL ORIGINAL


twinkl

Don't Hog the Hedge!





Bring Your Book to Life!



Download our FREE Twinkl AR app from the App Store or on Google Play to unlock augmented reality features. Wherever you see this icon, simply aim your device at the page to bring the book to life in 3D!



A TWINKL ORIGINAL

Don't Hog the Hedge!



Twinkl Educational Publishing

First published 2018 by Twinkl Ltd.
197 Ecclesall Road, Sheffield S11 8HW

Copyright © Twinkl Ltd. 2018

All rights reserved. No part of this book may be reproduced in any form or by any means, electronic or mechanical, including photocopying, recording or by any information and retrieval system, without permission in writing from Twinkl Ltd.

This is a work of fiction. Names, characters, businesses, places, events and incidents are either the products of the author's imagination or used in a fictitious manner. Any resemblance to actual persons, living or dead, or actual events is purely coincidental.

Apple and the Apple logo are trademarks of Apple Inc., registered in the U.S. and other countries. App Store is a service mark of Apple Inc., registered in the U.S. and other countries.

Google Play and the Google Play logo are trademarks of Google LLC.


Twinkl is a registered trademark of Twinkl Ltd.

“Goodness me!” snorted Hattie the Hedgehog. “It’s half past September already. I haven’t got time to play! I must finish my hibernation checklist.”



As the leaves grew crispier, and the air colder, Hattie worked hard to prepare her winter home.

She snuggled tightly into her cosy and comfortable hedge, just in time for the Big Sleep.




Just as she was drifting off, little footsteps caused her to open her eyes.

“Who could that be?” she grumbled, as she stuck her furry and slightly damp nose out of the hedge.

Three dormice, Dylan, Dexter and Doris, popped up out of a patch of fallen leaves.

“We were just admiring the beautiful home you have made,” Dylan squeaked. “Could we stay here for the Big Sleep too?”



“Your nest looks so wonderfully warm and you have prepared it so well. So, please...



don't hog the hedge!”

“Well, my hedge is only really set up for one,” Hattie grunted. “But as you're all only little, I can probably find some space for you, just this once.”



Just as soon as they had settled in, Hattie heard a new, very strange sound heading their way.

Thud...

shuffle...

shuffle...

Thud!

Toby the Toad came to a stop in front of the hedge.

“Hello! Can I hunker down in that marvellous hedge of yours?” he croaked loudly.




“Your nest looks so comfy and you have prepared it so well. So, please...



don't hog the hedge!”

“You really should have sorted out a place to stay sooner!” Hattie scolded. “But I suppose you can stay if you promise not to leap around too much.”



Hattie budged up closer to the dormice to give Toby more room. The hedge was very short of space but it was much cosier than before.

“Thank you so much for sharing with us,” Doris said.

“You’re my hero!” Toby declared.

As the animals thanked her, Hattie’s prickly mood began to change.

“I’ve never been called a hero before!” she said proudly.



She happily snuggled down tight into her leafy bed with her new companions, but just as her tired little eyes gently closed...



Buzzzzzzzzzz! A bumblebee appeared.

“Sorry to disturb you all,” she called, “but I can see that the home you have made is, quite simply, fit for a queen. And well, here I am – Queen Beatrice!”



“Your nest looks so safe and you have prepared it so well. So, please...



don't hog the...”

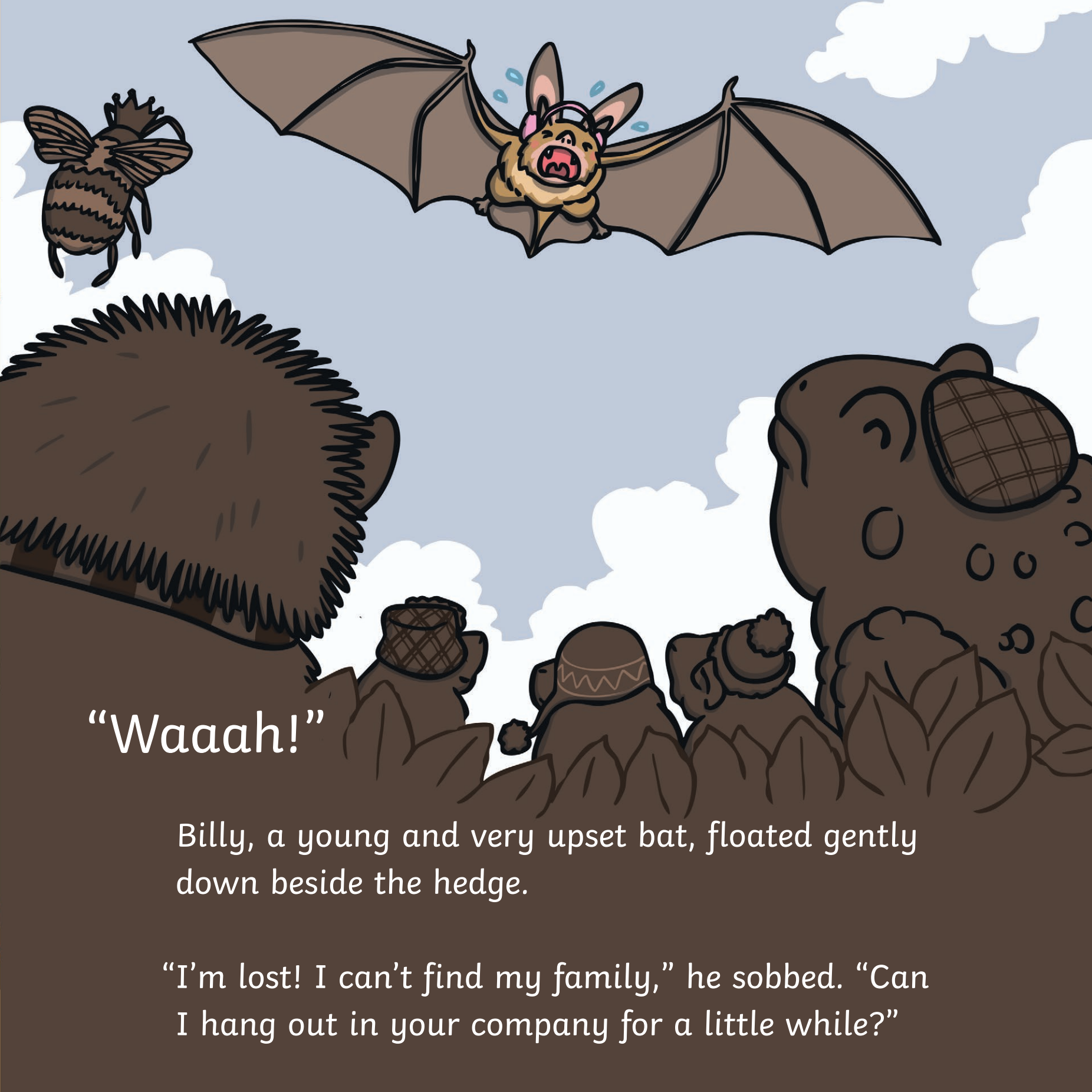
“Yeah, yeah, yeah! You don't need to ask, Your Majesty,” Hattie chuckled. “Just come on in and make yourself at home.”



What a squashed-up bunch they were! Hattie's spikes tickled Toby's toes and everyone was trying hard to avoid Queen Beatrice's sting.

Eventually, they all settled down but then...

Sob... sniffle... sob...



“Waaah!”

Billy, a young and very upset bat, floated gently down beside the hedge.

“I’m lost! I can’t find my family,” he sobbed. “Can I hang out in your company for a little while?”



Hattie looked around at her cramped little shelter.



"I don't think there's any hedge left to hog!" she said. "We simply cannot all fit in."



But then, she did something totally unexpected...

"You can have my space," Hattie offered.

She stepped out of the hedge to make room for the lost little bat.



But then, her friends did something even more unexpected...

They all stepped out of the hedge as well!

“This hedge is not a home without you, Hattie,” squeaked Dexter. “Let’s find a place where we can all fit.”




Hattie felt warm and fuzzy inside, even though it was freezing outside!

So, they set off and soon found a new, more perfect spot for their big and well-deserved sleep...



...and they found Billy's family there too.



All of them!





Continue the learning with exclusive teacher-created resources to engage and inspire children at school, at home and beyond...

Visit [twinkl.com/originals](https://www.twinkl.com/originals)

Don't Hog the Hedge!

Multiplication Answers

Solve the maths problems to reveal the hidden picture. Each answer has a special colour:

- 10 = red
- 15 = white
- 20 = yellow

10 × 2	5 × 4	2 × 10	4 × 5	10 × 2	5 × 4	2 × 10	4 × 5	5 × 4
2 × 10	4 × 5	10 × 2	2 × 5	10 × 1	5 × 2	10 × 2	2 × 10	4 × 5
10 × 2	5 × 4	10 × 1	1 × 5	3 × 5	2 × 5	10 × 1	4 × 5	2 × 10
2 × 10	5 × 2	3 × 5	10 × 1	2 × 5	1 × 10	3 × 5	5 × 2	5 × 4
4 × 5	1 × 10	2 × 5	1 × 10	10 × 1	5 × 2	2 × 5	1 × 10	2 × 10
5 × 4	2 × 10	10 × 2	3 × 5	5 × 3	3 × 5	5 × 4	2 × 10	10 × 2

Don't Hog the Hedge!

Take the maths problems to reveal the hidden picture. Each answer has a special colour:

- 10 = red
- 15 = white
- 20 = yellow

10 × 2 = 20 (yellow)

5 × 4 = 20 (yellow)

2 × 10 = 20 (yellow)

4 × 5 = 20 (yellow)

10 × 1 = 10 (red)

1 × 5 = 5 (white)

3 × 5 = 15 (white)

2 × 5 = 10 (red)

10 × 1 = 10 (red)

4 × 5 = 20 (yellow)

1 × 10 = 10 (red)

2 × 5 = 10 (red)

1 × 10 = 10 (red)

5 × 2 = 10 (red)

3 × 5 = 15 (white)

5 × 4 = 20 (yellow)

2 × 10 = 20 (yellow)

10 × 2 = 20 (yellow)

3 × 5 = 15 (white)

5 × 3 = 15 (white)

5 × 4 = 20 (yellow)

2 × 10 = 20 (yellow)

10 × 2 = 20 (yellow)

Queen Bumblebees

Queen bumblebees are the most important bees in the hive. They lay the eggs that will become the next generation of bees.

Hibernating Animals

Don't Hog the Hedge!

Where do hedgehogs hibernate?

1. In a hole in the ground

2. In a burrow

3. In a nest

4. In a tree

5. In a cave

Use your playdough to make 5 tadpoles.

Use your playdough to put some bats inside it.

Use your playdough to make a hat and scarf for Hattie.

Use your playdough to make a crown for her.

Use your playdough to make a spider for the web.

Use your playdough to make 10 more leaves for Hattie's bed.

Don't Hog the Hedge! Speech and Thought Bubbles

Use the speech bubbles to write what the hedgehog is saying.


Use the thought bubbles to write what the hedgehog is thinking.

Use the speech bubbles to write what the hedgehog is saying.

Use the thought bubbles to write what the hedgehog is thinking.



For accompanying teaching materials, scan the QR code above or visit [twinkl.com/originals](https://www.twinkl.com/originals)



Hattie the Hedgehog wants everything to be perfect for her Big Sleep.

“It’s half past September already. I must
finish my hibernation checklist.”

Snuggle down with Hattie, who finds what she
needs most of all for a happy hibernation – with
the help of some unexpected visitors!



visit [twinkl.com](https://www.twinkl.com)

We help those who teach.

Trusted by teaching communities worldwide, Twinkl provides instant access to a complete range of teacher-created, engaging and inspiring teaching, planning and assessment materials to support learning from birth.

