


# Primary 2

Work for Week beginning Monday 27<sup>th</sup> April 2020



We hope that you are being good for your parents and working hard 😊  
We miss you! Stay safe.

Miss Breen & Miss McParland

Week beginning Monday 27<sup>th</sup> April 2020

	Literacy/Phonics	Teaching Instructions	Numeracy	Teaching Instructions
<b>Monday</b>	<b>Phonics:</b> "b" and "d" revision	Children to match initial letter to word and write missing letter in sentences. To reinforce correct formations for "b" and "d".	<b>Money:</b> Find different ways to make 10p,	Children to cut and stick coins to make amounts of 10p Introduce the 10p coin. Explore the different ways to make 10p using 1p, 2p, 5p and 10p coins.
<b>Tuesday</b>	<b>Phonics:</b> Pet topic words and diagraphs.	Children to make the animal names and topic based words by writing sounds into sound squares. <b>Extension:</b> write sentences using these words.	<b>Data Handling:</b> <b>Venn Diagram</b> Sorting "Pets" and "Non Pets" into the Venn Diagram.	Introduce children to the concept of using a Venn Diagram. Explain that this is another way to sort information using 2 criteria. Cut and stick the animals into the correct circle.
<b>Wednesday</b>	<b>Topic: Pets (WAU)</b> A Visit to the Pets.  Read the "Vet" PDF (See School Website for this PDF).  Discuss events of the story. Use the word mat to write a sentence about one pet that visited the vet.	Eg. "Dart the dog ate a ball and had a sore tummy." Or "Rosie the rabbit had long teeth. The vet cut them." Expand sentences according to child's ability.	<b>Measure:</b> Smallest to largest.  Colour the smallest and largest numbers within 30 according to instructions.	Revise with children the language of "Smallest" and "Largest". Discuss alternative words.  <b>Extension:</b> Verbally give children a list of numbers within 30. Ask them to identify the smallest and largest number within that range. E.g: 21, 15, 7, 19 etc..
<b>Thursday</b>	<b>Topic: Pets (WAU)</b> Comprehension activity relating the "Vet" story from Wednesdays work. Re-watch video online.	Children to answer questions using full sentences. Remember to use Capital letters and full stops.	<b>Number:</b> Addition Number Problems.	Children to read the question, and highlight/colour the important information. Picking out the largest number and counting on the smallest number to add totals.
<b>Friday</b>	Parent led <b>Spelling Test</b> and <b>Numeracy/Maths</b> target.	Test the children on the spellings and target set at the beginning of the week.	<b>Online Games and activities</b>	Use the list of recommended online games/apps/websites to reinforce learning.

## This week's spelling/maths targets:

### **Group 1:**

Week beginning Monday 27th April 2020

*Spellings:* Six of this week's spellings are based on Linguistic Phonics Stage 2 CCVCC words, and four High Frequency Words.

1. plank
2. spend
3. stink
4. crisp
5. stand
6. drink
7. has
8. had
9. got
10. on

Maths Target: What numbers come between for numbers within 30.

E.g. What number comes between 27 and 29?

What number comes between 20 and 22?

What number comes between 12 and 14?

### **Group 2:**

Week beginning Monday 27th April 2020

*Spellings:*

1. lot
2. got
3. pot
4. am
5. are

Maths Target: What numbers come **between** for numbers within 20.

E.g. What number comes between 17 and 19?

What number comes between 10 and 12?

What number comes between 6 and 8?

### **Group 3:**

Week beginning Monday 27th April 2020

*This week's spelling:*

1. sit
2. fit
3. pit

Maths Target: What numbers come **between** for numbers within 10.

E.g. What number comes between 7 and 9?

What number comes between 0 and 2?

What number comes between 6 and 8?

WALT: Differentiate between the initial sounds "b" and "d".

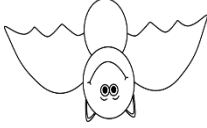










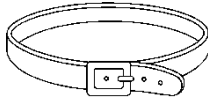






b



d

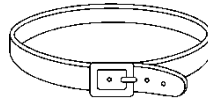


1. Each of these pictures begin with the initial sound 'b' or 'd'. Can you write the correct sound below each picture?

				
b	d	b		
				
				
				

2. Read the sentence and fill in 'b' or 'd' to spell the word correctly.


- Tom had a \_\_\_elt on.



- Sam can \_\_\_ig in the mud.



- My \_\_\_og can run fast.




- Here is my \_\_\_ag. It is big and red.




- The hen is on the \_\_\_ox.



- The \_\_\_ucks are in the pond.



- I like to eat \_\_\_ananas.

























**WALT:** Find different ways to make 10p

10p	
10p	
10p	
10p	
10p	
10p	





**WALT:** Use the sound squares to build words about our topic.



*Extension: Write a sentence about each topic word.*

•

•

•

•



•



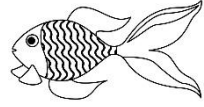

•

**WALT:** Sort pets and non-pets using a Venn diagram.

pets

~~pets~~





# Pets Word Mat



snail



spider



chinchilla



parrot



chipmunk



chicken



hamster



budgie



dog



rat



mouse



tortoise



fish



lizard



cat



snake



guinea pig

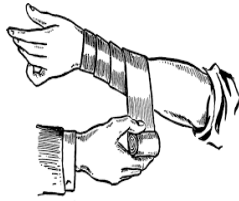


rabbit

# A Visit to the Vets



check-up



bandage



tablets



cream



injection



medicine



bleeding



special food



operation



fur



tummy



paws



eyes



nails



tail



teeth



ears



tongue

**WALT:** Write about an injured animal from the story "Vet". We will use the word mat to help us.

Re-read the story "Vet". See PowerPoint/Video.



## A Visit to the Vets



I took my pet to the vets.

Pet name: \_\_\_\_\_

Animal: \_\_\_\_\_

My pet was

It will get

**WALT:** Identify the largest and smallest number up to 30.

**My 0 to 30 number line**

0 1 2 3 4 5 6 7 8 9 10 11 12 13 14 15 16 17 18 19 20 21 22 23 24 25 26 27 28 29 30

Colour the **largest** number in **red** and the **smallest** number in **blue**.


- |    |    |    |    |    |    |
|----|----|----|----|----|----|
| 1. | 15 | 6  | 28 | 10 | 21 |
| 2. | 30 | 20 | 12 | 3  | 24 |
| 3. | 5  | 17 | 22 | 29 | 9  |
| 4. | 23 | 0  | 18 | 7  | 27 |
| 5. | 16 | 24 | 30 | 29 | 8  |
| 6. | 11 | 20 | 2  | 25 | 1  |
| 7. | 4  | 16 | 26 | 13 | 30 |
|    | 18 | 27 | 14 | 3  | 19 |



**Group 1 and 2 to complete.**

(If you feel this is too difficult for your child, please complete the alternative worksheet on the next page).

# Vet



1. What job does the girl have?

---

---

4. What is the name of the vet?

---

---

3. What time does Dr. Beth arrive at the vets?

---

---

2. Why did Rosie the rabbit visit the vet?

---

---

7. Why was Dart the dog sick?

---

---

6. How did the vet help Dart the dog?

---


---

*Draw a picture to illustrate the story:*



Group 3 to complete

# Vet



1. Who is Dr Beth?

Dr Beth is \_\_\_\_\_.

2. Why did Rosie the rabbit visit the vet?

Rosie the rabbit went to the vet because \_\_\_\_\_

\_\_\_\_\_  
\_\_\_\_\_.

3. Why was Dart the dog sick?

He was sick because \_\_\_\_\_

\_\_\_\_\_.


#### 4. How did the vet help Dart the dog?

The vet

---

---

*Draw a picture to illustrate the story:*



**Group 1 and 2 to complete.**

(If you feel this is too difficult for your child, please complete the alternative worksheet on the next page).

**WALT:** Work out and write the sums for the number word problems.  
Working within 30.

I have 10 green bottles and 3 blue bottles.  
How many bottles do I have altogether?

$$10 + 3 = 13$$




I have 5 milkshakes and 2 cokes. How many drinks do I have in total?

$$5 + 2 = \underline{\quad}$$



Ben has 14 chocolate squares and I have 5 chocolates fingers. How many do we have altogether?

$$\underline{\quad} + \underline{\quad} = \underline{\quad}$$




Jill has 24 jellybeans and Bob has 4 lolly pops. What is the total?

$$\underline{\quad} + \underline{\quad} = \underline{\quad}$$




If you had 10 boiled eggs and 6 fried eggs, how many eggs would you have altogether?

$$\underline{\quad} + \underline{\quad} = \underline{\quad}$$



I have 16 hot dogs. My mum has 3 fries. How much in total?

$$\underline{\quad} + \underline{\quad} = \underline{\quad}$$

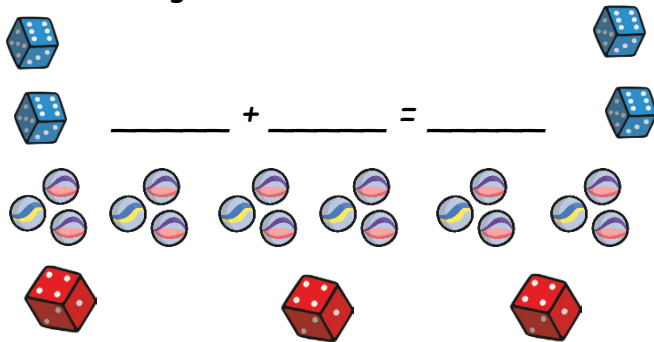


You have 10 books and I have 12 pencils. What is the total?

$$\underline{\quad} + \underline{\quad} = \underline{\quad}$$



I have 18 marbles and 7 dice. How much do I have altogether?



Group 3 to complete.

WALT: Work out and write the sums for the number word problems.  
Working within 10.

I have 6 green bottles and 3 blue bottles.  
How many bottles do I have altogether?

$$6 + 3 = 13$$




I have 5 milkshakes and 2 cokes. How many drinks do I have in total?

$$5 + 2 = \underline{\quad}$$




Bob has 3 marbles and Bill has 2 dice.  
What is the total?

$$\underline{\quad} + \underline{\quad} = \underline{\quad}$$



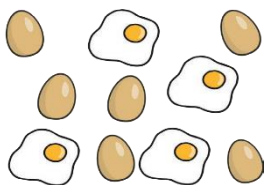
If you have 4 apples and 3 pears, how much do you have altogether?

$$\underline{\quad} + \underline{\quad} = \underline{\quad}$$



Jim has 6 boiled eggs and 4 fried eggs.  
How many eggs does Jim have altogether?

$$\underline{\quad} + \underline{\quad} = \underline{\quad}$$



I have 6 jellybeans and 2 lolly pops.  
How many sweets do I have in total?

$$\underline{\quad} + \underline{\quad} = \underline{\quad}$$



## Weekly Tests

Spellings:

Maths: