


# Primary 2

Work for Week beginning Monday 4<sup>th</sup> May 2020



A big hello boys and girls.

We are SUPER impressed with all your hard work. Keep it up 😊

Miss Breen, Miss McParland and Mrs Morris.

## Weekly Timetable for week beginning **Monday 4<sup>th</sup> May 2020**

	<b>Literacy/Phonics</b>	<b>Teaching Instructions</b>	<b>Numeracy</b>	<b>Teaching Instructions</b>
<b>Monday</b>	<u>Phonics</u> : Revision of "ar" sound.	Children to use the sound lines to help spell out the word with the <b>ar</b> diagraph. Eg: <u>b ar n</u> <u>f ar m</u>	<u>Number</u> : Subtraction.	Use the number line to subtract numbers within 20. Remind children that when we are subtracting we are getting smaller so we need to count backwards.
<b>Tuesday</b>	<u>Phonics</u> : Rhyming Words.	Sound the picture out. Draw a line to match the rhyming words.	<u>Time</u> : Revision of Days of the Week.	Orally, name the Days of the Week. Sequence the days by writing/cutting and sticking the Days of the Week in the correct order.
<b>Wednesday</b>	<u>Pets</u> : All About My Pet.	If you are lucky enough to have a pet, tell me all about your pet. If not, tell me about a pet you would love to have. You can write about your pet or draw pictures in each box.	<u>Number</u> : Numbers 'before' and 'after' within 30.	Revise with the children the meaning of "before" and "after". Mentally, ask children a few questions such as "What number comes <b>before</b> 10? What number comes <b>after</b> 15?" Children to use number line to help find numbers that before and after.
<b>Thursday</b>	Parent led <b>Spelling Test</b> and <b>Numeracy/Maths</b> target.	Test the children on the spellings and target set at the beginning of the week.	<b>Online Games and activities</b>	-Topmarks -Starfall -YouTube: Jolly Phonics -CrickWeb
<b>Friday</b>	<b>Bank Holiday !</b>  Enjoy your day off boys and girls.  You deserve it 😊			

## This week's spelling/maths targets:

### **Group 1:**

Week beginning Monday 4<sup>th</sup> May 2020

*Spellings:* Six of this week's spellings are based on Linguistic Phonics Stage 3 multi-syllabic words, and four of the usual high frequency words.

1. sunset
2. kidnap
3. napkin
4. come
5. took
6. want
7. big
8. she

Maths Target: Write numbers 0-30 correctly i.e. correct formation, avoiding reversals etc. Children should be asked to write down 5 numbers as part of their weekly home-schooling test.

### **Group 2 :**

Week beginning Monday 4<sup>th</sup> May 2020

*Spellings:*

1. dug
2. mug
3. hug
4. on
5. you

Maths Target: Write numbers 0-20 correctly i.e. correct formation, avoiding reversals etc. Children should be asked to write down 5 numbers as part of their weekly home-schooling test.

## **Group 3:**


Week beginning Monday 4th May 2020

*Spellings:*

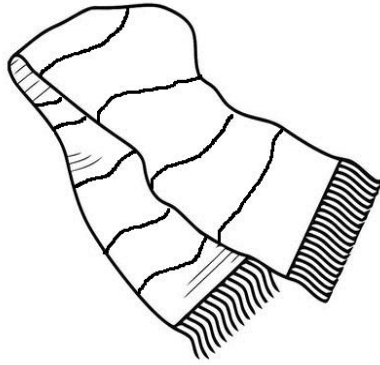
1. man
2. pan
3. can

Maths Target: Write numbers 0-15 correctly i.e. correct formation, avoiding reversals etc. Children should be asked to write down 5 numbers as part of their weekly home-schooling test.


**WALT:** Revise the "ar" sound.



b \_ ar \_ n




\_ \_ \_ ar \_ \_




\_ \_ \_ \_ \_




\_ \_ \_ \_ \_



\_ \_ \_ \_ \_



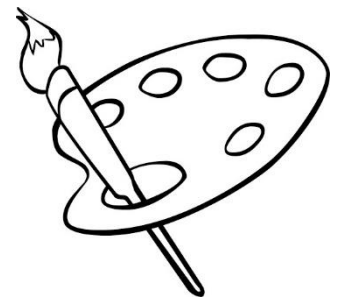
\_ \_ \_ \_ \_



\_ \_ \_ \_ \_



\_ \_ \_ \_ \_



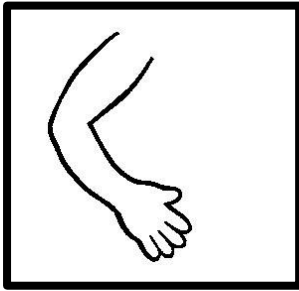







\_ \_ \_ \_ \_











**Extension:** Use the "ar" words to write sentences.

*If your child is finding this activity tricky, please complete next worksheet.*

Say the picture aloud and write the sounds in the sound boxes.













**WALT:** Subtract within 20 using a number line.

$20 - 4 =$	 <p>A horizontal number line with 20 tick marks, labeled from 1 to 20.</p>
$8 - 2 =$	 <p>A horizontal number line with 20 tick marks, labeled from 1 to 20.</p>
$13 - 1 =$	 <p>A horizontal number line with 20 tick marks, labeled from 1 to 20.</p>
$19 - 3 =$	 <p>A horizontal number line with 20 tick marks, labeled from 1 to 20.</p>
$14 - 5 =$	 <p>A horizontal number line with 20 tick marks, labeled from 1 to 20.</p>
$12 - 2 =$	 <p>A horizontal number line with 20 tick marks, labeled from 1 to 20.</p>
$13 - 2 =$	 <p>A horizontal number line with 20 tick marks, labeled from 1 to 20.</p>
$20 - 8 =$	 <p>A horizontal number line with 20 tick marks, labeled from 1 to 20.</p>
$11 - 3 =$	 <p>A horizontal number line with 20 tick marks, labeled from 1 to 20.</p>
$19 - 6 =$	 <p>A horizontal number line with 20 tick marks, labeled from 1 to 20.</p>


*If your child is finding this activity tricky, please complete next worksheet.*

**WALT:** Subtract within 10 using a number line.


$10 - 5 =$	
$8 - 2 =$	
$9 - 1 =$	
$10 - 3 =$	
$7 - 4 =$	
$10 - 5 =$	
$9 - 2 =$	
$5 - 3 =$	
$8 - 5 =$	
$10 - 1 =$	




WALT: Match the rhyming words.




car



cat



frog



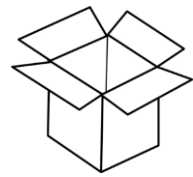
mouse



fox




house



box



bat



star



dog

If your child is finding this activity tricky, please complete next worksheet.

## Days of the Week

Write the days of the week in the correct box.

Monday

T

Th

Sa

Monday

Friday

Tuesday

Wednesday

Sunday

Thursday

Saturday

## Days of the Week

Cut and stick the days of the week in the correct box.

Monday

T

W

Th

F

Sa

Su

---

Tuesday

Saturday

Sunday

Thursday

Friday

Wednesday



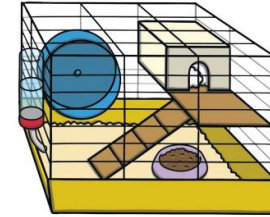
dog




cat



guinea pig



cage




tank



rabbit



bed



hutch



budgie



snake



kennel




play



tortoise



hamster



goldfish



sleep



eat

## All About My Pet



My pet is a \_\_\_\_\_.

My pet is called \_\_\_\_\_.


Here is a picture of my pet:



My pet sleeps in a:

My pet loves to:





# Numbers Before

Use this number line to help you find the number that comes **before**.

1 2 3 4 5 6 7 8 9 10 11 12 13 14 15 16 17 18 19 20  
21 22 23 24 25 26 27 28 29 30

20	21
----	----

	25
--	----

	5
--	---

	10
--	----

	30
--	----

	27
--	----

	14
--	----

	8
--	---

	29
--	----

	29
--	----


	23
--	----

	26
--	----

	17
--	----

	20
--	----

*If your child is finding this activity tricky, please complete next worksheet.*



# Numbers Before

Use this number line to help you find the number that comes **before**.

1 2 3 4 5 6 7 8 9 10 11 12 13 14 15 16 17 18 19 20

9	10
---	----

	12
--	----

	5
--	---

	6
--	---

	19
--	----

	7
--	---

	4
--	---

	18
--	----

	9
--	---

	4
--	---

	13
--	----

	16
--	----

	17
--	----


	20
--	----

# Numbers After



Use this number line to find the numbers that come after.



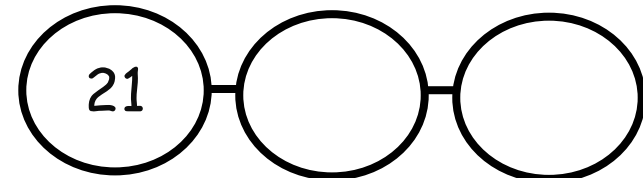

0 1 2 3 4 5 6 7 8 9 10 11 12 13 14 15 16 17 18 19 20 21 22 23 24 25 26 27 28 29 30



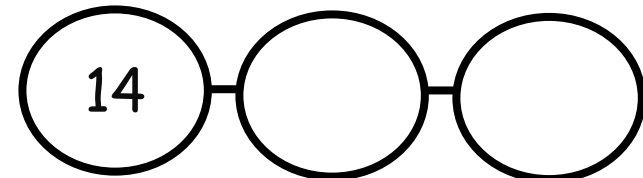
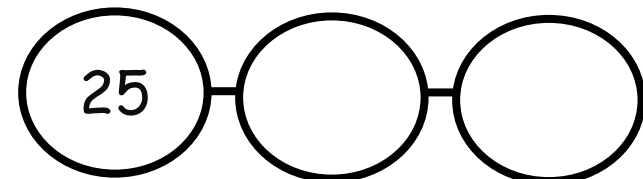
What number comes after 24? \_\_\_\_\_



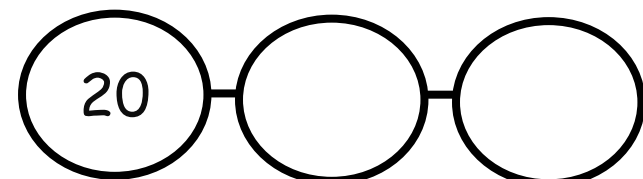
What number comes after 13? \_\_\_\_\_



What number comes after 20? \_\_\_\_\_



What number comes after 27? \_\_\_\_\_



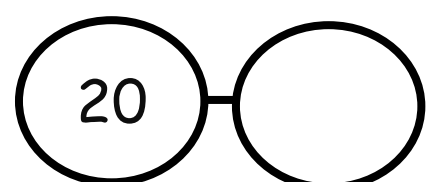
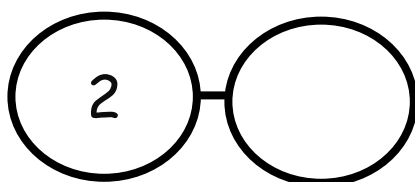
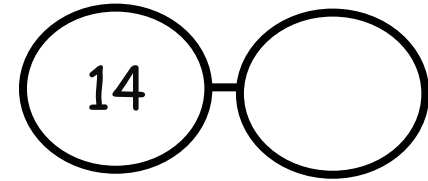
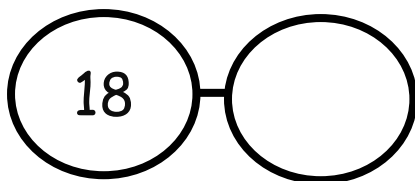
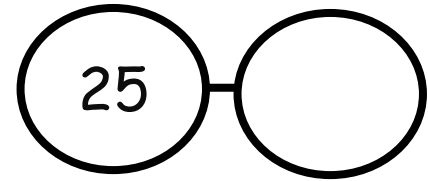
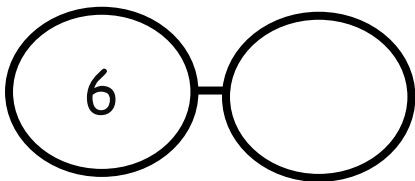
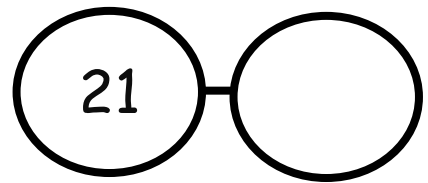



# Numbers After

Use this number line to find the numbers that come **after**.



**0 1 2 3 4 5 6 7 8 9 10 11 12 13 14 15 16 17 18 19 20**



Weekly Tests

Good luck! 😊

Spellings:

Maths: