


Primary 2

Work for Week beginning Monday 11th May 2020



Good luck boys and girls. Keep up the great work 😊

Miss Breen & Mrs. Morris

Week Beginning Monday 11th May 2020 Planner

	Literacy/Phonics /WAU	Teaching Instructions	Numeracy	Teaching Instructions
Monday	Phonics: Rhyming words.	Sound out the words. Remind children of the 'sh', 'ch', 'ck' diagraphs. Draw a line to match/cut and stick to match or colour the same rhyming word in the same colour. eg: chip-ship blue deck-peck red	Place value - Tens and Ones (New concept). YouTube video uploaded on home schooling page.	Numbers have a place value. Numbers 0 to 9 are made up of ones and numbers 10-20 are made up of tens and ones. E.g. number 5 is 5 ones Number 10 is made up of 10 ones <u>but</u> it is grouped as 1 ten. number 15 is 1 ten and 5 ones. Introduce children to this language by watching the YouTube video before completing the activity.
Tuesday	Pirates: Label the parts of a pirate ship.	Label the pirate ship by writing the parts into the boxes. Children can write a sentence about a part of the pirate ship as an extension activity.	Place value - Tens and Ones	Continue to use the tens and ones terminology. I like to say that tens are tall and ones are small.
Wednesday	Pirates: Make a Pirate Menu	Children to write a list of food and drink for each meal using word mat. Children to write in list format. Extension - draw a picture of one of their meals from the menu.	Time- Half Past	Revision of half past times. Remind children that when the big hand points to 6 it means half past.
Thursday	Phonics- Pirates word building.	Reinforcing sounds and diagraphs that we have covered in P2. "ng", "ck", "ch" and "sh". Children to cut out the picture and unscramble the sounds to correctly spell the topic word.	Place value - Tens and Ones	Reinforcing this new concept.
Friday	Design your own pirate flag.		Parent led Spelling Test and Numeracy/Maths target.	Test the children on the spellings and target set at the beginning of the week.

This week's spelling/maths targets:

Group 1:

Spellings: This week's spellings are based on Linguistic Phonics Stage 4 words (where a sound may be represented by more than one letter), and the usual High Frequency Words.

1. pull
2. kiss
3. buzz
4. pass
5. toss
6. attic
7. push
8. eat
9. some
10. what

Maths Target: Add/subtract 0, 1, 2 to numbers within 20, For example: $4 + 2 = \underline{\quad}$, $17 - 1 = \underline{\quad}$, $13 + 0 = \underline{\quad}$, $20 - 0 = \underline{\quad}$. *It is important for children to be able to move from one operation to another i.e. from addition to subtraction and vice versa. Ask children 5 of these questions as part of their home-schooling weekly test.*

Group 2:

Spellings: Three of this week's spellings are based on Linguistic Phonics Stage 2 CCVC words, and two High Frequency Words.

1. crab
2. step
3. drum
4. have
5. went

Maths Target: Add/subtract 0, 1, 2 to numbers within 10, For example: $7 + 2 = \underline{\quad}$, $2 - 1 = \underline{\quad}$, $5 + 0 = \underline{\quad}$, $10 - 0 = \underline{\quad}$. *It is important for children to be able to move*

from one operation to another i.e. from addition to subtraction and vice versa. Ask children 5 of these questions as part of their home-schooling weekly test.

Group 3:


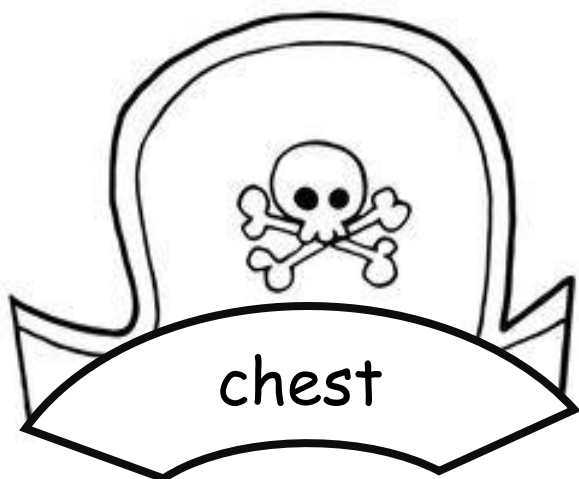


This week's spellings:

1. bug
2. mug
3. rug







Maths Target: Add/subtract 0, 1, 2 to numbers within 10, For example: $7 + 2 = \underline{\quad}$, $2 - 1 = \underline{\quad}$, $5 + 0 = \underline{\quad}$, $10 - 0 = \underline{\quad}$. *It is important for children to be able to move from one operation to another i.e. from addition to subtraction and vice versa. Ask children 5 of these questions as part of their home-schooling weekly test.*

If your child is finding this activity tricky, please complete next worksheet.

WALT: Sound out and match the rhyming words.



WALT: Sound out and match the rhyming words.




WALT: understand tens and ones.

Watch the following video on YouTube which explains that numbers between 0 and 9 are made up of ones and numbers between 10 and 20 are made up with tens and ones.

YouTube link - <https://www.youtube.com/watch?v=1F3AycEDksY>

How Many Tens and Ones?



1 ten rod and 2 one cubes. A box containing the number 12.

1 ten rod and 1 one cube. A box with a red line and a blue line.

1 ten rod and 5 one cubes. A box with a red line and a blue line.

1 ten rod and 4 one cubes. A box with a red line and a blue line.

1 ten rod and 5 one cubes. A box with a red line and a blue line.

1 ten rod. A box with a red line and a blue line.

1 ten rod and 6 one cubes. A box with a red line and a blue line.

1 ten rod and 2 one cubes. A box with a red line and a blue line.

1 ten rod and 8 one cubes. A box with a red line and a blue line.

1 ten rod and 3 one cubes. A box with a red line and a blue line.

WALT: Label the parts of a pirate ship.

f

s

m

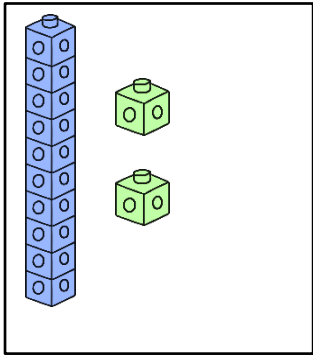
d



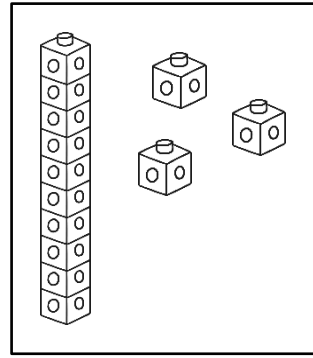
p

- porthole
- flag
- sail
- mast
- deck


WALT: understand tens and ones.



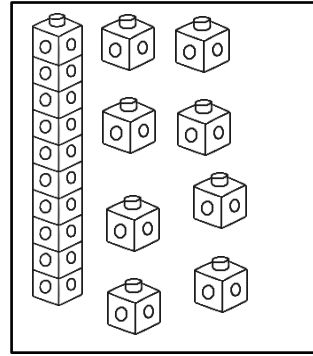
= $\boxed{12}$



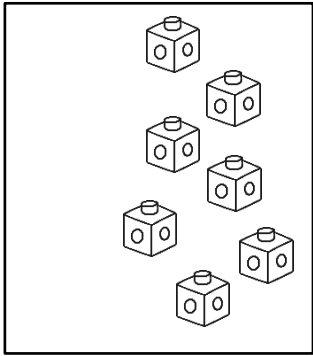
= $\boxed{}$



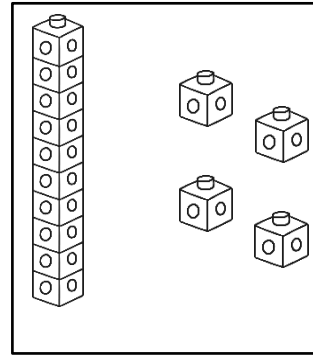
= $\boxed{}$



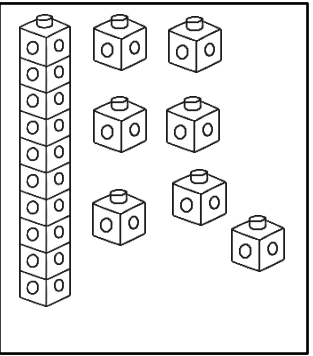
= $\boxed{}$




= $\boxed{}$



= $\boxed{}$

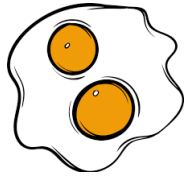


= $\boxed{}$



= $\boxed{}$

Pirate Food and drink Word Mat



eggs




chicken



fish



rum

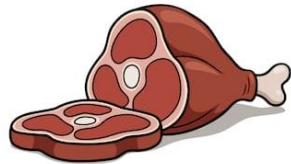


bugs



Sauerkraut

*(German word for
"Sour cabbage")*



meat



bone soup



beer



herbs and
spices



hard tack

(hard, dry bread)




fruit
vegetables



Salt

Our Pirate Menu


Breakfast



Lunch




Dinner



Extension:

Draw a picture of one of your favourite meals from your Pirate Menu-



WALT: Revise "half past" times.



half past _____



half past _____



half past _____



half past _____



half past _____



half past _____



half past _____



half past _____



half past _____



half past _____



half past _____



half past _____


WALT: Word build topic words.



a

b


ng



ck

d

e



sh

p

i



d

s

n

a



ch

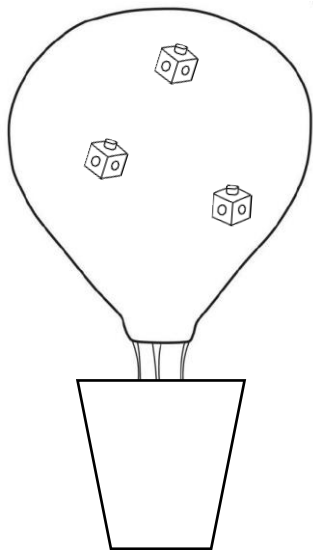
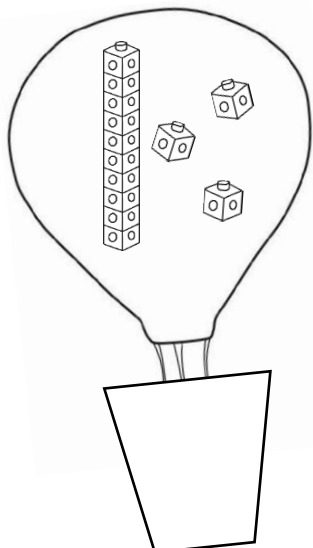
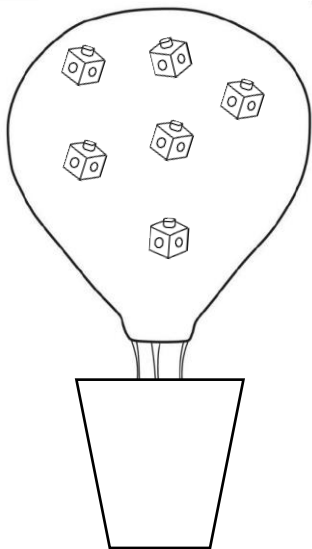
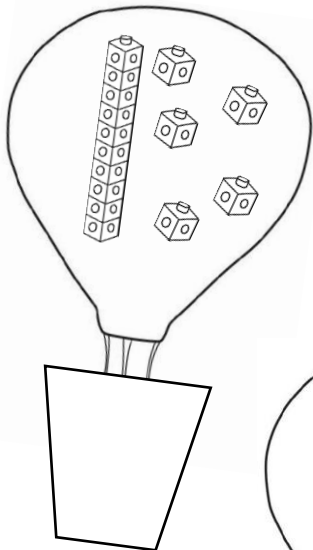
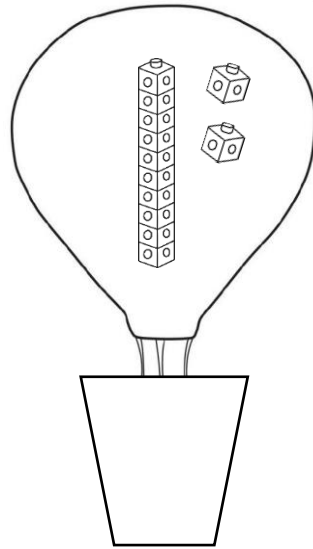

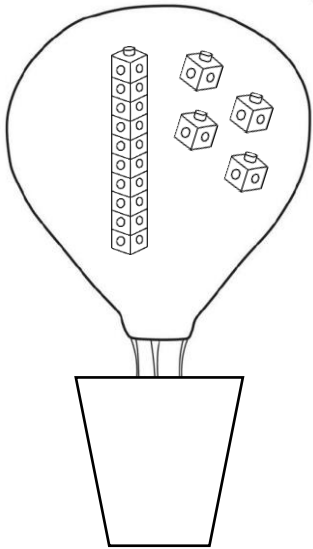

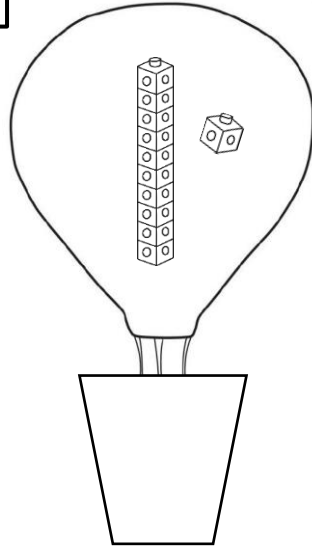
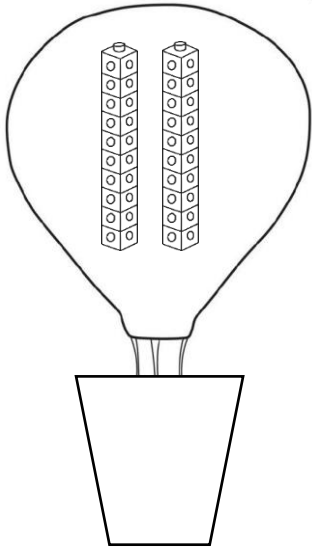

t

p

a

WALT: build our topic words. *Extension - write a sentence under each word.*

WALT: understand tens and ones



My Pirate Ship Flag Design



Weekly Tests

Good luck! 😊

Spellings:

Maths:

