


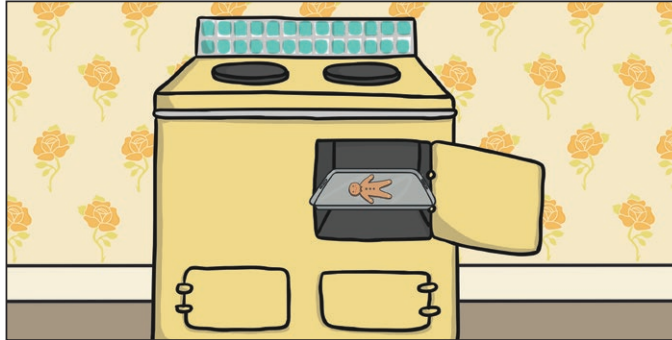








The Gingerbread Man Picture Story Sequence

Cut these images out and stick them in the correct order on the next page.





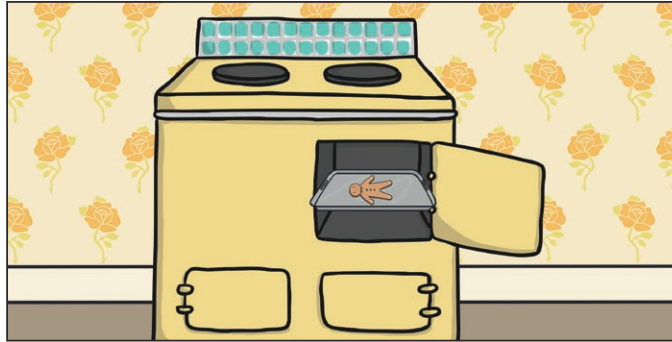

The Gingerbread Man Picture Story Sequence

Glue the story pictures in the correct order.



The Gingerbread Man Picture Story Sequence

Cut these images and captions out and stick them in the correct order on the next page.



The Gingerbread Man Picture Story Sequence

The Gingerbread Man ran away from the little old lady, the little old man, a horse, a pig and a cow.

twinkl.com

The little old lady baked a gingerbread man.

twinkl.com

The Gingerbread Man came to a river. He could not cross.

twinkl.com

The Gingerbread Man ran away from the little old lady.

twinkl.com

The fox ate The Gingerbread Man.

twinkl.com

A fox told The Gingerbread Man to cross the river on his back.



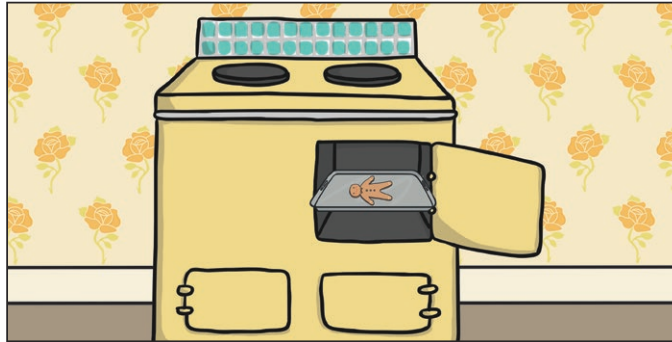
twinkl.com

Glue the story pictures and captions in the correct order.

The Gingerbread Man Picture Story Sequence




The Gingerbread Man Picture Story Sequence

Cut these images out and stick them in the correct order on the next page.




The Gingerbread Man Picture Story Sequence

Glue the story pictures in the correct order. Write a description of what is happening in each picture.



The Gingerbread Man Picture Story Sequence



Seven horizontal lines for writing a description of the first scene.



Seven horizontal lines for writing a description of the second scene.



Seven horizontal lines for writing a description of the third scene.