

All About BEEES



Cara Taylor



CONTENTS

Literature Connections

Vocabulary Word Cards

Pre & Post Assessments

Schema Chart Parts

Buzz About Bees Magazine

How Bees Make Honey Article

The Bee Boogie Article

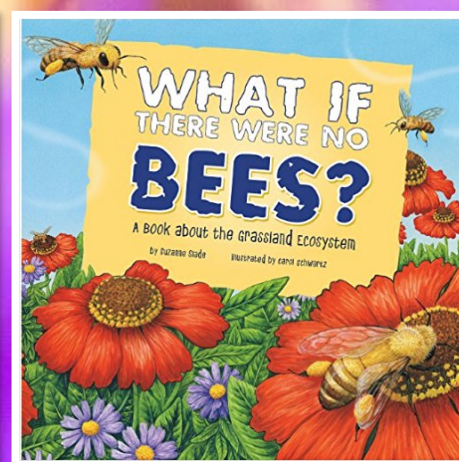






Two Life Cycle Readers

Enrichment Printables

Bee Craftivity

These titles can be found on Amazon.com.

LITERATURE





VOCABULARY

These word cards have been designed to do double duty! Laminate and cut them apart to make a word wall; place in a space where all students can see. When unit is done, assemble into a mini-reader that students can read at their leisure in your classroom library! A vocabulary Buzz Book is also included for students to record their learning.



OUR BUZZ WORDS



HIVE

where bees
live and work
together



HONEYCOMB

a bee-made structure used to store honey and eggs



NECTAR

a sugary fluid found in flowers



POLLEN

A fine
powder found
on flowers



BEEKEEPER

a person that
raises and
cares for
bees

To Make: Cut out each page on the dashed line. Arrange pages in ABC order, with the cover on top. Staple at the top to make your beehive shape book.



Buzz WORDS



Name _____



To Make: Cut out each page on the dashed line. Arrange pages in ABC order, with the cover on top. Staple at the top to make your beehive shape book.



beekeeper

To Make: Cut out each page on the dashed line. Arrange pages in ABC order, with the cover on top. Staple at the top to make your beehive shape book.



hive

To Make: Cut out each page on the dashed line. Arrange pages in ABC order, with the cover on top. Staple at the top to make your beehive shape book.



honeycomb

To Make: Cut out each page on the dashed line. Arrange pages in ABC order, with the cover on top. Staple at the top to make your beehive shape book.



nectar

To Make: Cut out each page on the dashed line. Arrange pages in ABC order, with the cover on top. Staple at the top to make your beehive shape book.



pollen




ASSESSMENTS

Literature Connections

Name _____

Bee Pretest



Read each statement. If it is true, underline it in green. If it is false, underline it in red.

.....

1. Bees live in a hive, which is a large honeycomb.
2. Bees are the only insect to make a food.
3. The king bee is the leader of all bees in the hive.
4. All the bees work together to make honey.
5. Bees are not insects, because they buzz.
6. The female bees are the worker bees.
7. Bees do a dance called the Waggle.
8. A bee's body is made up of four different parts.
9. Bees are not helpful to people at all.
10. Bees help flowers by pollinating them.

Name _____

Bee Posttest




Read each statement. If it is true, underline it in green. If it is false, underline it in red.

.....

1. Bees live in a hive, which is a large honeycomb.
2. Bees are the only insect to make a food.
3. The king bee is the leader of all bees in the hive.
4. All the bees work together to make honey.
5. Bees are not insects, because they buzz.
6. The female bees are the worker bees.
7. Bees do a dance called the Waggle.
8. A bee's body is made up of four different parts.
9. Bees are not helpful to people at all.
10. Bees help flowers by pollinating them.

Bee Pretest



Read each statement. If it is true, underline it in green. If it is false, underline it in red.

1. Bees live in a hive, which is a large honeycomb.
2. Bees are the only insect to make a food.
3. The king bee is the leader of all bees in the hive.
4. All the bees work together to make honey.
5. Bees are not insects, because they buzz.
6. The female bees are the worker bees.
7. Bees do a dance called the Waggle.
8. A bee's body is made up of four different parts.
9. Bees are not helpful to people at all.
10. Bees help flowers by pollinating them.



SCHEMA

Literature Connections



ALL
ABOUT
BEEES

©cet



WHAT
WE
KNOW

©cet



WHAT
WE

WONDER

©cet



WHAT
WE


LEARNED

©cet


Name _____

All About **BEEES**

Fill in the chart with what you know and learn about bees.



What I KNOW About Bees



What I LEARNED About Bees



**All
About
BEEES**




CAN



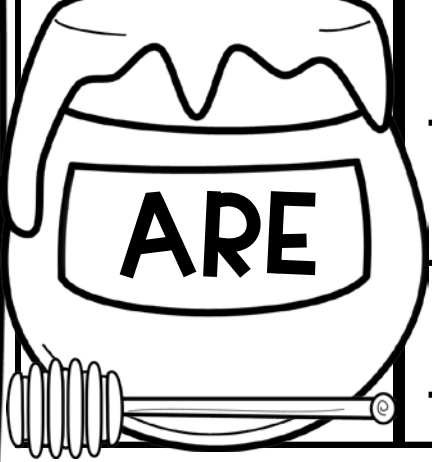
Name _____

All About **BEEES**

Fill in the chart with what you know and learn about bees.









MAGAZINE

Literature Connections



The BUZZ About BEEES



CARA TAYLOR

OUCH!

Are you afraid of bees? If so, you're not alone. Many people get nervous around them. Bees do sting, but they are also helpful in many ways. Read on to find out the **buzz** about bees!




2



What is a Bee?

A bee is a flying insect. Like all insects, a bee has six legs. It has two wings. Bees have a body made of three parts: the head, thorax, and abdomen.



3



From Egg to Bee

A bee starts life as a tiny **egg** inside a wax cell. A white grub called a **larva** hatches from the egg. Now the larva must eat, and eat, and eat! It grows fatter and fatter, until it turns into a **pupa**. It sleeps for a long time. When it wakes up, an adult **bee** flies out.



egg



larva



bee



pupa




A bee is a flower's best friend. It helps the flower make seeds and more flowers. It also helps the flower make the fruits and crops we eat. The flower has food for the bee-sugary nectar and powdery pollen.



Bees and Flowers

Sweet Nectar

A close-up photograph of three bees on a cluster of bright pink flowers. One bee is in the foreground, another is slightly behind it, and a third is further back. The background is a soft-focus field of similar pink flowers under a clear blue sky.

Bees smell the flowers
and fly towards them.
They land on the petals,
looking for the sweet, sugary juice.
The bees uncurl their long tongues
and dip them deep inside the flowers.

Sip, sip, sip!

They suck up the nectar.

6



Spreading Pollen

A bee may visit more than 50 flowers during one trip. As the bee flies from flower to flower, pollen sticks to its hairy body. The bee combs some of the pollen into the baskets on its legs. When it flies to other flowers, some of the pollen brushes off. This helps the flowers to grow.



As this bee visits a flower, it collects both nectar and pollen. Its pollen baskets fill as the bee combs pollen into them. When it drops, it's called **pollination**.



7

Bee Families



WORKER



DRONE



QUEEN

Honeybees live in a large group. Each bee has its own special job to do. The biggest bee of all is the mother, or the Queen. Her job is to lay eggs. The male bees are called drones. The rest of the bees are females. These are the worker bees and they are very busy!



Busy Bees



The worker bees are busy all day! Some look after the baby bees (larvae). They make a special food called royal jelly.

Some groom and feed the Queen. Others guard and clean the nest. While some are out gathering nectar and pollen.

Name _____



The Buzz About Bees

After reading, answer the questions below.

1. Who is the biggest bee in the beehive?

2. How many parts make up a bee's body?

3. What sticks to a bee's body as it hunts for nectar?

4. What are female bees also called?

5. What does the bee life cycle start with?



ARTICLES

Literature Connections

How Bees Make HONEY

Did you know bees are the only insect that makes a food we eat? Honeybees are busy each spring and summer making delicious honey. But just how is it made?



Field bee delivers nectar.

A house bee meets a field bee at the hive. The field bee gives a mouthful of nectar to the house bee.



Bees put nectar in cells.

Nectar is mostly water. After it is dropped in the cells, it must dry. Bees fan the cells with their wings.

Many Types of Honey

Once the bees make the honey, beekeepers take it out of the honeycombs. It is then packaged for us to eat. There are different types of honey, from pure to flavored honey.



Name _____



How Bees Make Honey

After reading the article, answer the questions.

1. When do bees make honey each year?

2. Which two bees exchange nectar and how do they do it?

3. Where does the house bee put the nectar?

4. How do the bees dry the nectar?

5. What flavors of honey are there?

The Bee!

BOOGIE

Do you believe that bees can really dance? Well, they can! They do two very specific dances that have special meanings. Read on to find out more.



The Waggle Dance

While in the hive, bees might do the Waggle Dance. They do it when they want to let the others know the way to nectar. The bee does a figure eight shape and “waggles” in the middle of the shape.

The Round Dance

Bees do this dance in the hive. When they're trying to tell the others that there is food nearby, they do the Round Dance. For this dance, bees move around in a circular path.



Name _____



The Bee BOOGIE

After reading, answer the questions.



1. When does a bee do the Waggle Dance?

2. Describe what the Waggle Dance looks like.


3. When does a bee do the Round Dance?

4. Describe what the Round Dance looks like.



READERS


Literature Connections



Level 1

The BEE Life Cycle

Name

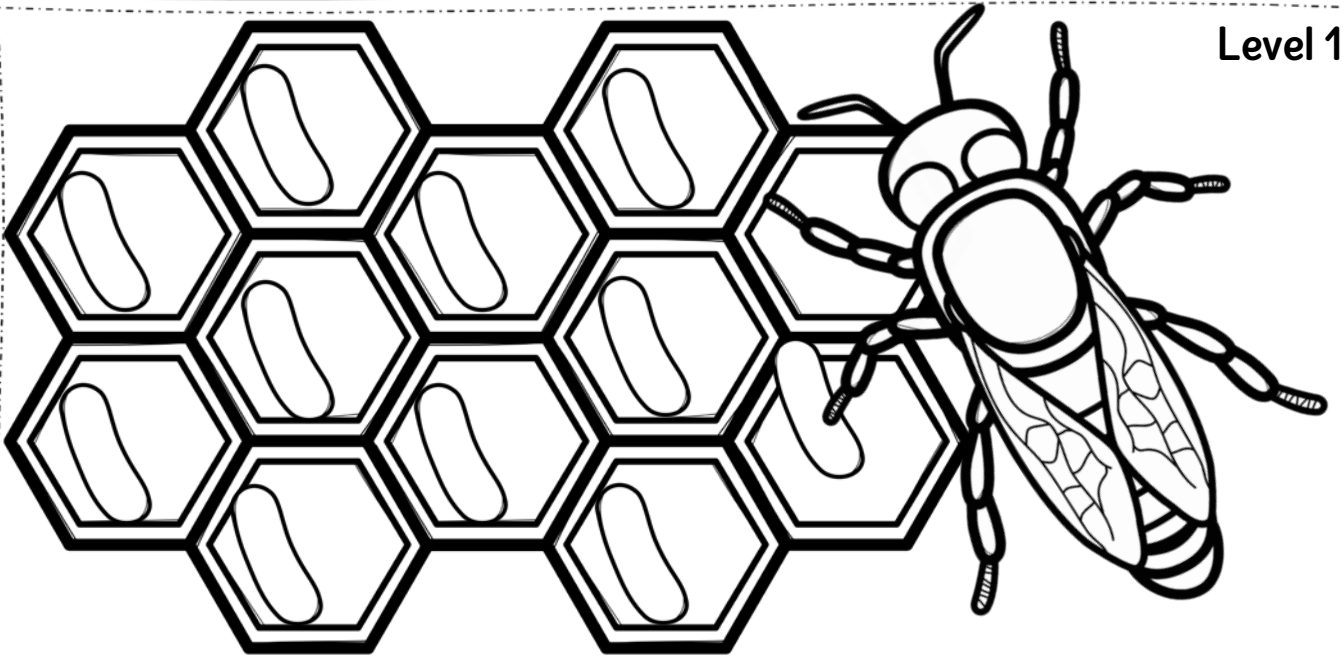


Level 1

The BEE Life Cycle

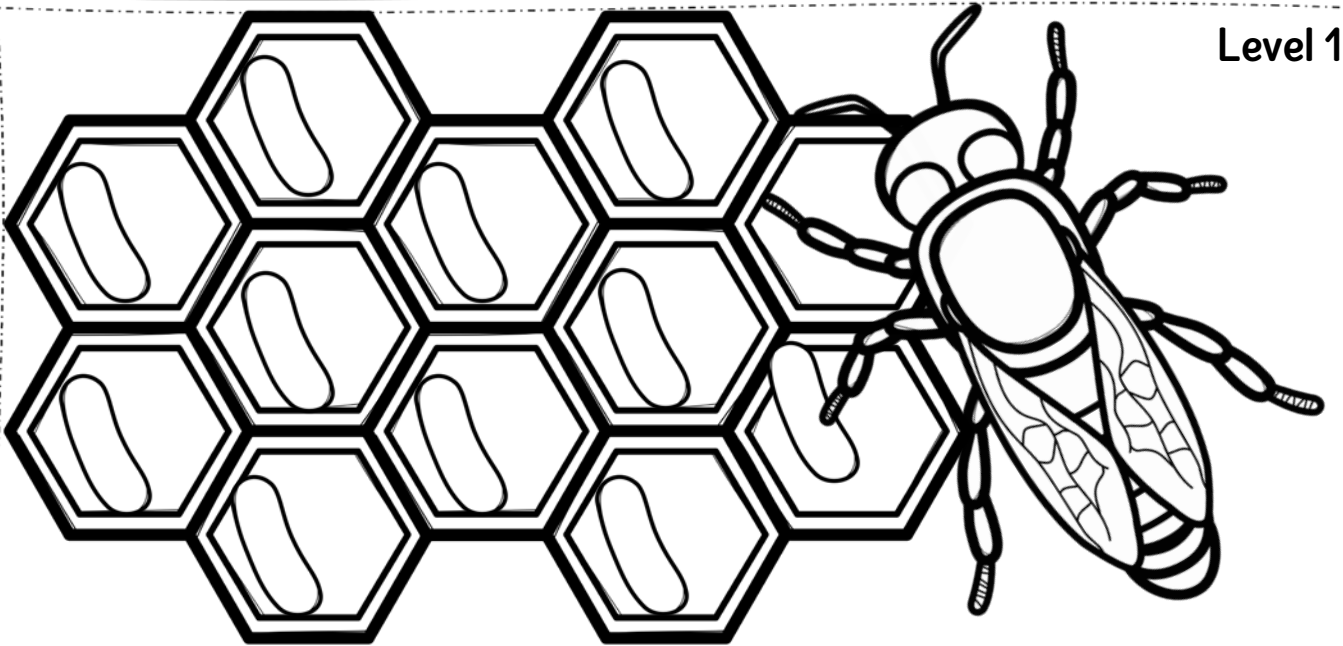
Name

Level 1



Eggs are in the honeycomb cells.


Level 1



Eggs are in the honeycomb cells.


Level 1

This is the larva.

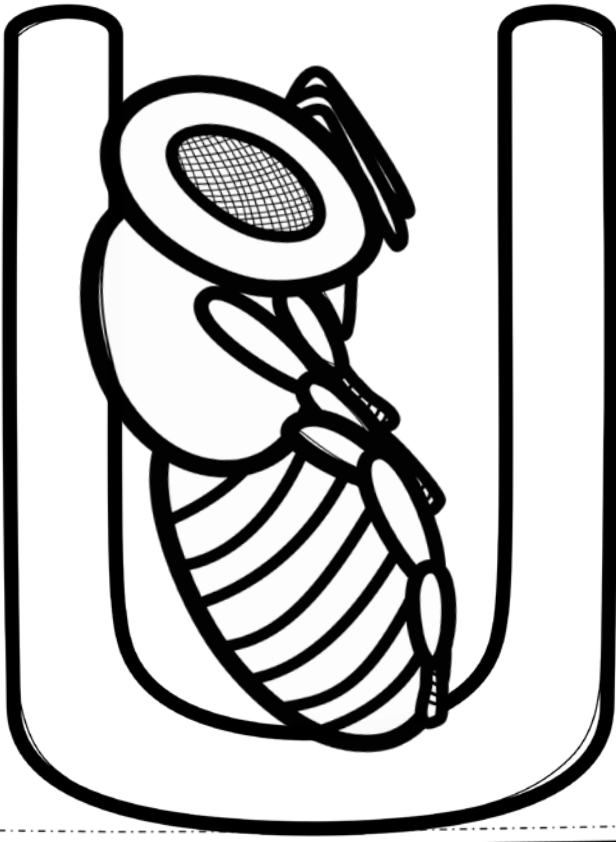


Level 1

This is the larva.

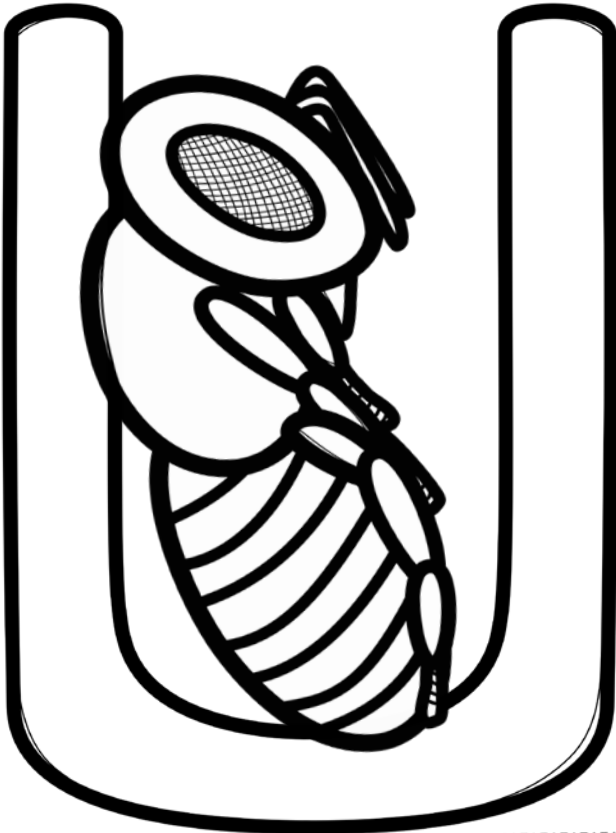


Level 1



This is the pupa.

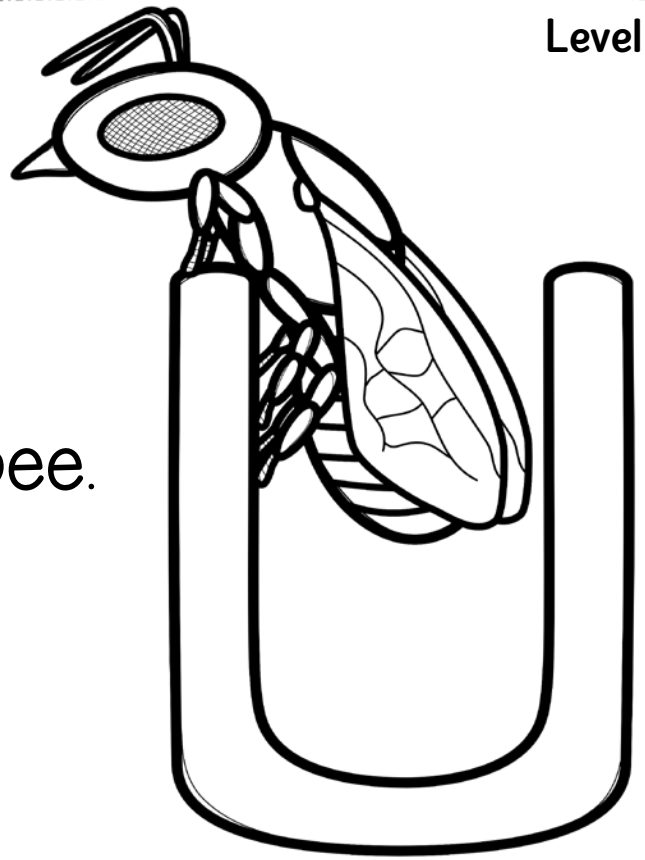
Level 1



This is the pupa.

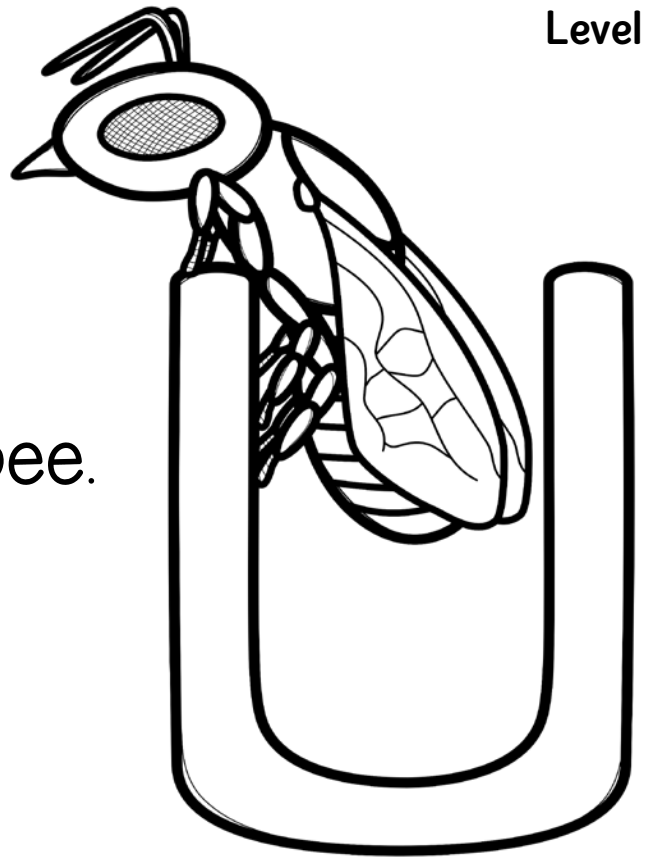
Level 1


This is the adult bee.



Level 1

This is the adult bee.






Level 2

The BEE Life Cycle

Name

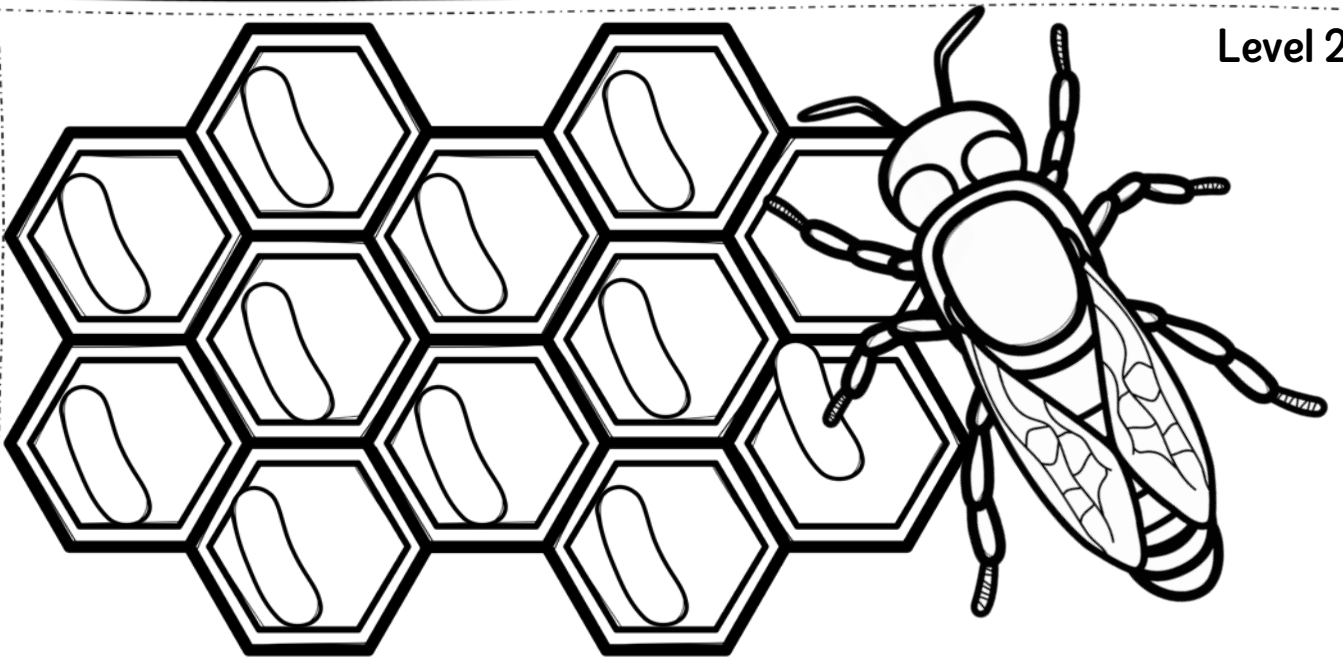


Level 2

The BEE Life Cycle

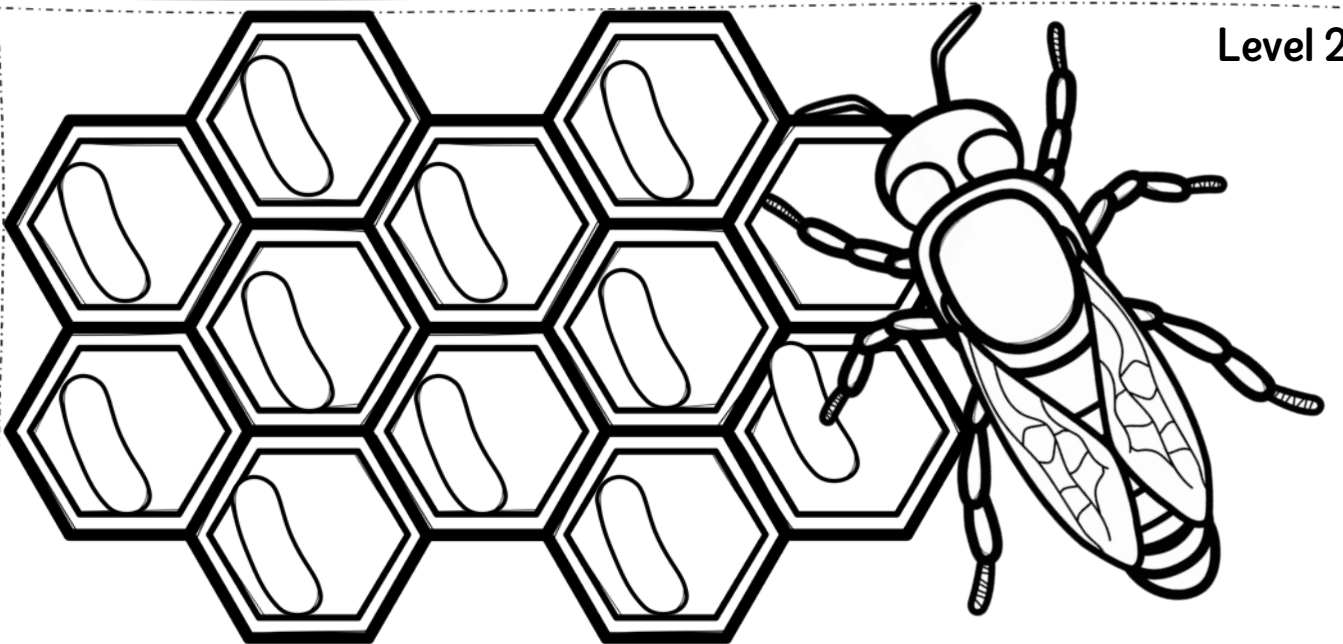
Name

Level 2




The Queen bee lays eggs in the cells of the honeycomb.

Level 2




The Queen bee lays eggs in the cells of the honeycomb.

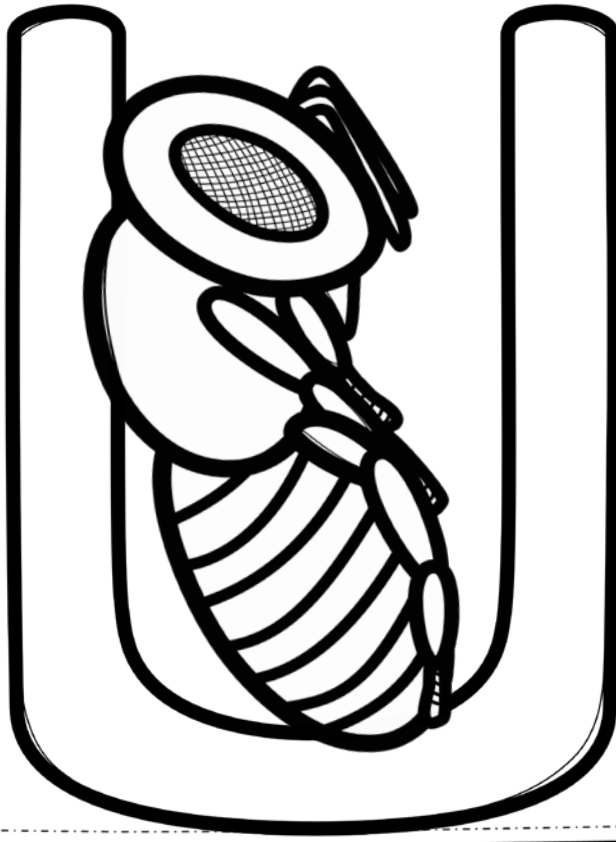
The egg turns into larva. The worker bees feed the larva in the cells.



The egg turns into larva. The worker bees feed the larva in the cells.

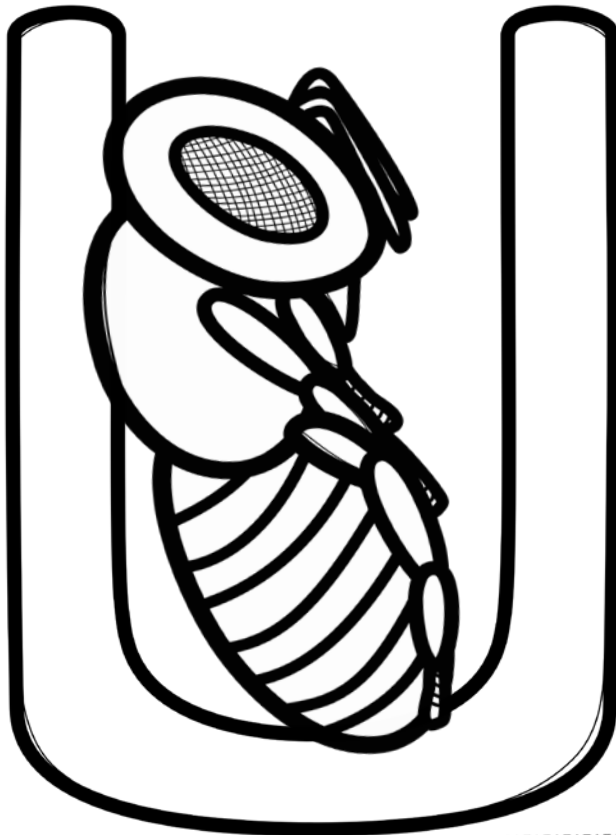


Level 2



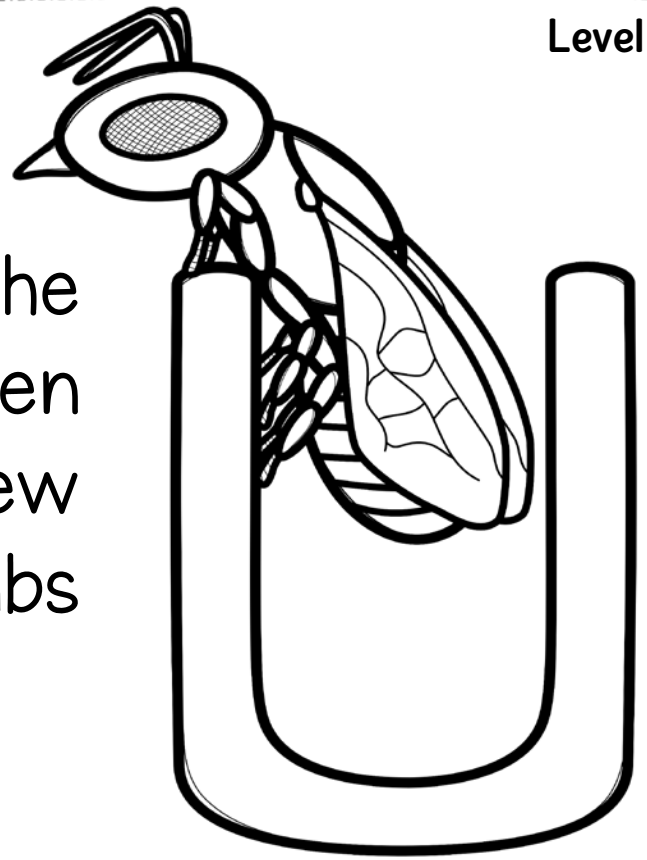
The larva turns into a pupa. In ten days, it shows a big change.

Level 2

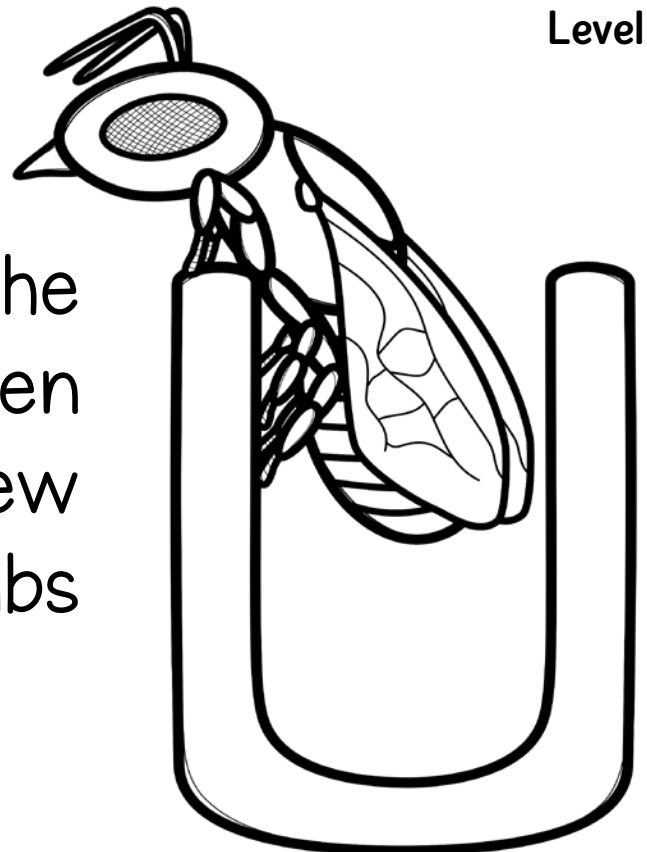


The larva turns into a pupa. In ten days, it shows a big change.

It's the day all the bees have been waiting for! A new bee finally climbs out of the cell.



It's the day all the bees have been waiting for! A new bee finally climbs out of the cell.





PRINTABLES

Literature Connections

Name _____

All About BEEES



Fill in the chart below with what you learned about bees.

What is a bee?

Where do they live?

What do they eat?

Illustration

Name _____


BUZZ Facts

Fact #1

Fact #2

Fact #3





Fact #4



Name _____

Bee Life Cycle

Fill in the chart below about the bee life cycle.

 <p>First</p>	<hr/> <hr/> <hr/>
<p>Next</p> 	<hr/> <hr/> <hr/>
 <p>Then</p>	<hr/> <hr/> <hr/>
 <p>Last</p>	<hr/> <hr/> <hr/>

Name _____

Parts of a Bee

Match each picture to its correct name.




• larva



• egg



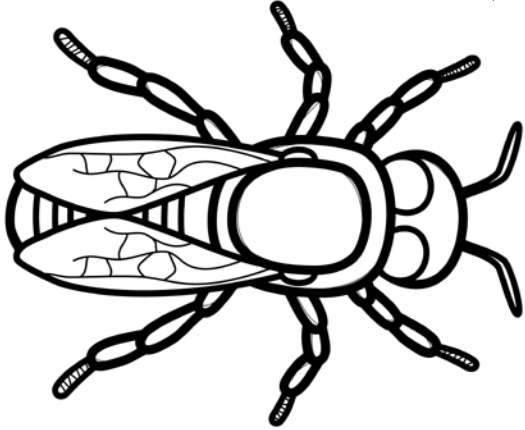
• bee



• pupa

Name _____

Worker Bees




Explain what a
worker does in
and out of the hive.

Name _____

Bee Facts

Fill in the hive with facts about bees.




Name _____




All About Beekeepers

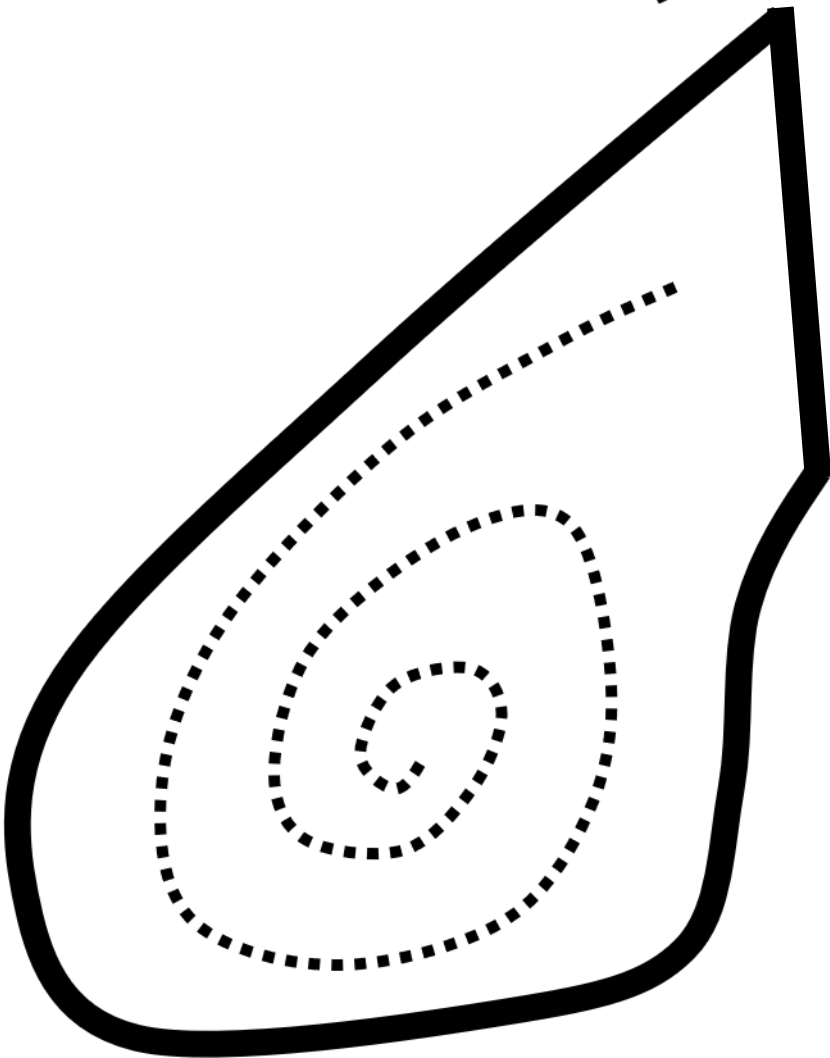




CRAFTIVITY




To make bee craftivity, copy the templates onto either white or colored paper. Assemble as shown in the picture below. The bow is optional; perfect for those "Queen" bees!

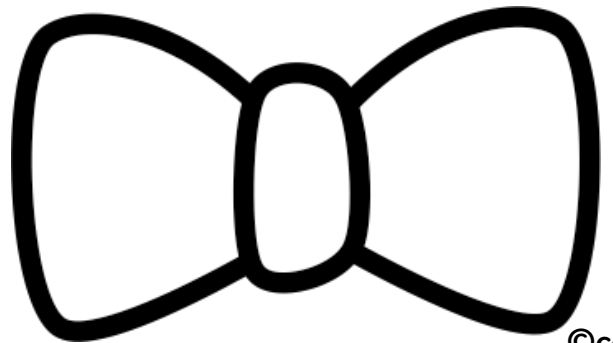
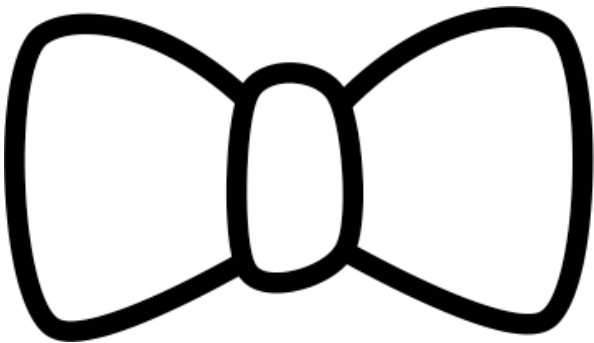
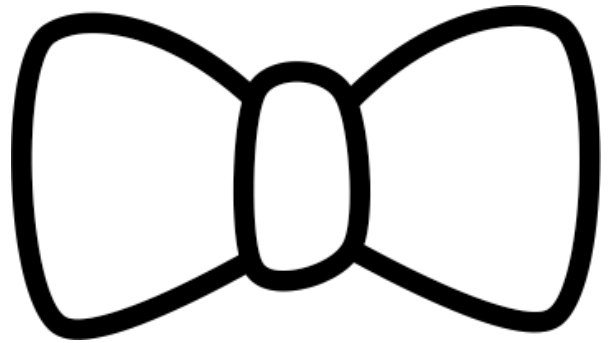
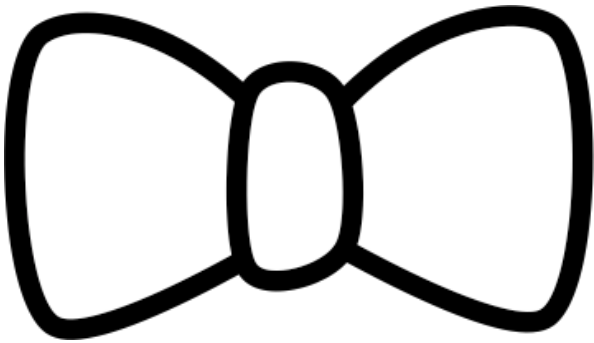
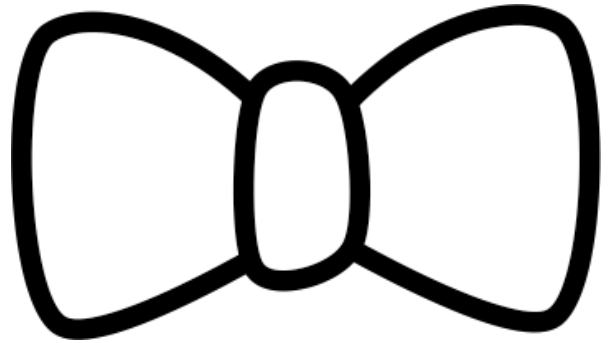
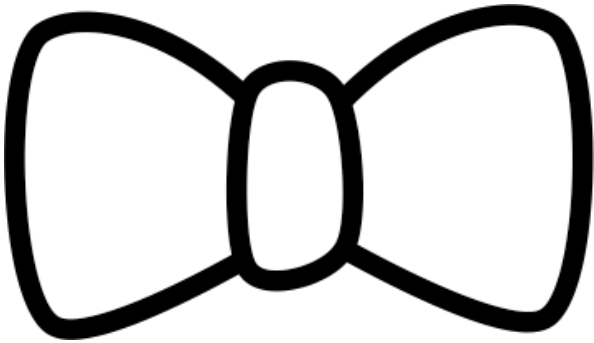
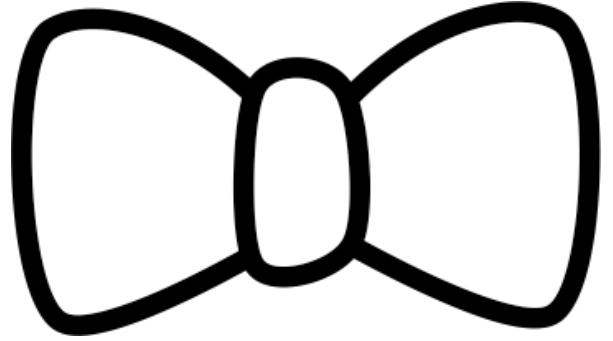
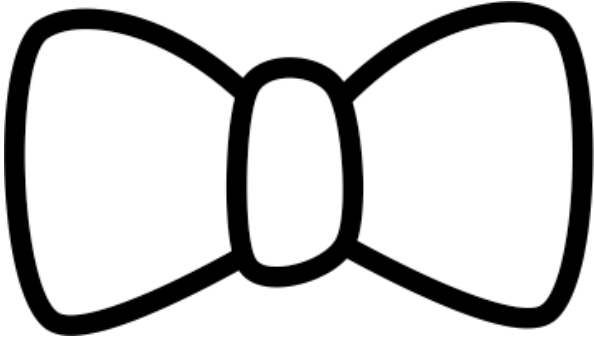
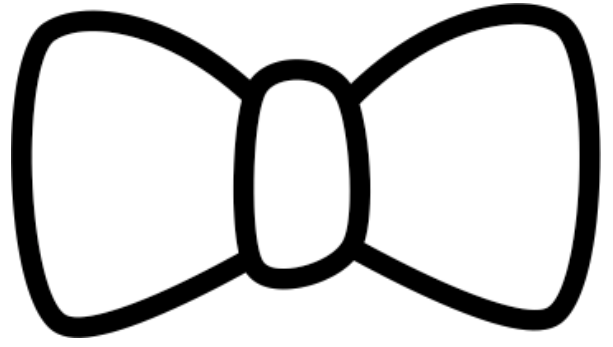
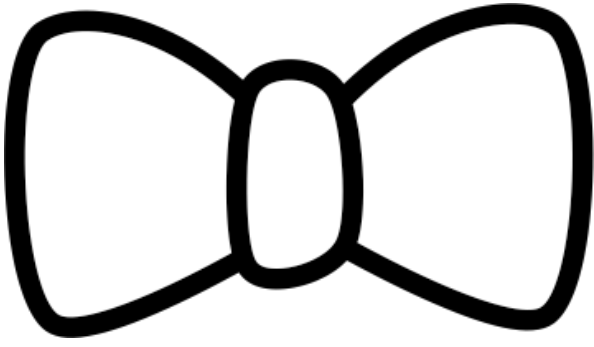












Thank You!


Thank you so much for downloading this product! I hope you love using and implementing it with your students. If you have any questions or see an error, please email me at caraelizabethtaylor@gmail.com. Make sure to follow me on TPT to receive updates when products are posted!



Thank you again for your purchase and your help respecting my hard work!

TERMS OF USE:

- Every page of this product is copyrighted.
- Please do not post this document online or share any part of it.
- Feel free to blog or post on social media about the use of this product, but crediting back to my store is required. Please use a link when possible.



Creative
PLAYGROUND

THANKS SO MUCH!

If it weren't for the AWESOME graphic artists below, our products would look pretty boring! Agree? If so, show these artists some love by supporting their TpT Stores. I appreciate them allowing me to share their talents in my products! Happy Teaching,

Cara Taylor ☺

